



CATALOG 1500

CATALOG 1500



**OUR COMPANY
WAS FOUNDED ON
PROVIDING
TECHNICIANS
WITH A BETTER WAY
TO WORK.
A CENTURY LATER,
IT'S STILL WHAT
DRIVES US.**

Since the day Snap-on created the world's first interchangeable sockets, we've remained committed to the same purpose – putting the world's best-made, most innovative and productive tools into the hands of the technicians who need them. Every innovation, every patent and every milestone over our 100-year history is a product of that relentless dedication to the Makers and the Fixers who keep the world moving. And while others might be content to dwell on past achievements, our focus will always be on seeking the next ones.



**FOR 100
YEARS NOW,
WE HAVEN'T
JUST MADE
TOOLS.
WE'VE MADE
HISTORY.**

Since the first mass-produced automobiles hit the streets, Snap-on® has been introducing ways to help technicians keep them on the road. Innovation after innovation, we've continued to stay a step ahead of other tool manufacturers – something that not only earned us countless patents, but some of the most loyal customers the world has ever seen. And as the catalog you're holding in your hands demonstrates, we're continuing to earn your confidence with the widest range of tools and newest solutions you'll find anywhere. Because if our past century has taught us anything, it's the importance of focusing on our next one.



**TOOL STORAGE**

7-122

1/4" DRIVE TOOLS

126-164

3/8" DRIVE TOOLS

165-218

1/2" DRIVE TOOLS

219-250

3/4" DRIVE TOOLS

251-260

1" 1½" 2½" DRIVE TOOLS

261-272

WRENCHES

273-324

TORQUE

325-354

SCREWDRIVERS

Awls • Hooks • Picks • Prybars

355-388

PLIERS

389-408

PUNCHES/CHISELS/HAMMERS

409-418

GENERAL HAND TOOLS

Files • Scrapers • Spark Plugs • Threading • Extractors • Pullers • Diesel • Other

419-500

SET BUILDING

501-516

POWER TOOLS

517-598

TESTING & ELECTRONICS

Specialty Meters • Analyzers • Fuel & Engine Systems

602-650

WELDING

651-672

UNDERCAR

673-712

BATTERY SERVICE

713-724

AIR CONDITIONING

725-738

COOLING

739-750

SHOP EQUIPMENT

Lighting • Creepers • Measuring • Pick-up Tools • Compressors • Presses

751-840

SHOP CLEANING

Parts Washers • Pressure Washers • Vacuums • Shop Fans

841-850

SAFETY

851-866

DIAGNOSTICS

867-905

INDEX

I1-I36

**NO MATTER
HOW MANY
MILESTONES
WE'VE ACHIEVED,
OUR
ACCOMPLISHMENTS
ARE STILL
MEASURED BY
YOURS.**

We wouldn't be where we are today without the loyalty of our customers. And, we're proud to say, many of our customers tell us they wouldn't have gotten where they are without us. That's why, just as we've done for over a hundred years, we'll continue shaping lives with innovative solutions that help technicians work faster, easier and smarter – no matter what the future brings. Because the real purpose of our tools isn't just to help you accomplish every repair in your bay. It's to help you accomplish every goal in your career. Always has been. Always will be.



THERE ARE NO SHORTCUTS TO MAKING IT TO 100 YEARS.

Creating an exceptional tool requires more consideration than just its engineering and design. It takes observing the work of technicians to develop innovative solutions that address everyday needs. As well as choosing what the tool is made from, where it's made and how to ensure the best method for getting it into the hands that need it. That's why Snap-on has always gone the extra mile to source the most durable materials, invest heavily in manufacturing facilities, and build a strong franchise network that puts customer service above all else. All to make your job easier, and your future brighter.



TOOL STORAGE



OVERVIEW	8
EPIQ SERIES	11
MASTERS SERIES	29
CLASSIC SERIES	47
HERITAGE SERIES	55
MOBILE SOLUTIONS	63
CENTRIQ™	81
ACCESSORIES	88

THE ONLY TOOL STORAGE AS LEGENDARY AS THE TOOLS IT HOLDS.

There's a reason why Snap-on® Tool Storage is the industry's gold standard. Actually, make that hundreds of reasons. Including invincible construction, unmatched innovation, and almost endless customization and accessory options. Which means your tool storage can grow as your career grows. And no matter what stage you're at or where you work, we have the tool storage that fits your personal needs as well as your personal taste.



POWERED TOOL STORAGE Our EPIQ, Masters and Classic Series roll cabs offer a PowerDrawer, including a USB ports, for keeping your tools charged.



MOBILE STORAGE Whether it's roll cabs or carts, our tool storage systems roll smoothly and easily wherever you do.



IMPULSE™ DRAWERS Flush finish drawers open easier, close smoother and stay closed without drifting open.



LOCK'N ROLL® DRAWERS Our proprietary retention system holds drawers securely in place, preventing accidental openings.



STRUCTURAL CONTINUITY Our special welding and bonding process for the corner gussets of every roll cab creates greater overall strength.



DOUBLE WALL CONSTRUCTION Double walls guard against compromised drawer operation caused by dents and dings.



HIGH-END PAINT Our ultra-tough powder coat process generates brilliant finishes in a wide array of colors.



BUILD YOURS AT [ULTIMATOR.SNAPON.COM](https://ultimator.snapon.com) Build the roll cab of your dreams by trying different configurations, colors, trims and features. Then print it out and share with your Franchisee.



TOOL STORAGE AT A GLANCE

STEEL GAUGE

FEATURES

COMPONENT	EPIQ	MASTERS	CLASSIC	HERITAGE
BOTTOM	16 (14-Gauge Super-Duty Skid Support System)	16 (14-Gauge Extra Heavy-Duty Skid Support System)	16 (14-Gauge Heavy-Duty Skid Support System)	16 (14-Gauge Heavy-Duty Skid Support System on 53" Roll Cabs)
TOP	16 (Super-Duty Stiffeners)	16 (Extra Heavy-Duty Stiffeners)	16 (Heavy-Duty Stiffeners)	16 (Medium-Duty Stiffeners on 53" Roll Cabs)
BACK	16	16	16	18
SIDE	16	16	16	18
FALSE SIDE PANELS	18	18	18	20
DRAWER FRONT	18	18	18	20
DRAWER BODY	18	18	18	18/20
DRAWER BACK	18	18	18	20
STANDING SEAM	Y	Y	Y	N A
CORNER GUSSETS	4	4	4	4 (53"); 2 (40")
SLIDES, LB (BALL BEARING)	227	227	120	120
HANDLE	Chrome with grips	Chrome with insert	Ergonomic	Ergonomic
DRAWER TRIM	Dual-function Aluminum	Aluminum installed	Aluminum installed	Aluminum installed
CASE TRIM	Aluminum Wrap installed	Aluminum installed	N A	N A
LOCK	Removable Core	Removable Core	Removable Core	Removable Core
CASTERS	7" x 2" Super-Duty ISO-Ride+™ 8,000 lb	6" x 2" Extra Heavy-Duty ISO-Ride+™ 6,800 lb	6" x 2" Monoprene	6" x 2" Monoprene
CASTER/HANDLE MOUNTING	Weld Nut/Heavy Plate	Weld Nut/Heavy Plate	Weld Nut/Heavy Plate	Weld Nut/Plate
TOP MAT	Non-directional Rubber	Non-directional Rubber	Non-directional Rubber	Non-directional Rubber
DRAWER LINER	Nonslip Premium	Nonslip Premium	Nonslip Premium	Nonslip Premium
DRAWER RETENTION	InPulse™	Lock'n Roll®	Lock'n Roll®	Lock'n Roll®
PAINT	All Powder Coat Chemical Resistant	All Powder Coat Chemical Resistant	All Powder Coat Chemical Resistant	All Powder Coat Chemical Resistant
COLORS AVAILABLE	12 Standard	12 Standard	8 Standard	4 Standard
INTEGRATED POWER AVAILABLE	PowerDrawer Roll Cab / PowerDrawer Locker / PowerTop™	PowerDrawer Roll Cab / PowerDrawer Locker / PowerTop™	PowerDrawer Roll Cab / PowerTop™	N A
ECKO REMOTE LOCKING SYSTEM	Y	N A	N A	N A



EPIQ SERIES




MASTERS SERIES



CLASSIC SERIES



HERITAGE SERIES



AS THE UNDISPUTED KING OF TOOL STORAGE, NOTHING MAKES A STATEMENT LIKE AN EPIQ ROLL CAB. THAT'S BECAUSE NOTHING ELSE IS MADE LIKE AN EPIQ. FROM TOP TO BOTTOM AND SIDE TO SIDE, EVERY INCH OF THESE ROLL CABS IS DESIGNED FOR PREMIUM PERFORMANCE AND ULTIMATE DURABILITY.

INTEGRATED POWER SOURCES ARE POWERFUL ADVANTAGES.

In addition to unmatched craftsmanship, EPIQ's innovative PowerDrawer provides outlets and USB ports for charging power tools, cell phones, lights and other essentials. The LED PowerTop™ (available with a stainless steel or bedliner work surface) also powers laptops, power tools and more. And the PowerLocker provides power in the locker while freeing up drawer space for larger storage needs. Better organization and efficiency is also provided, thanks to the innovative Speedrawer.

EPIQ SERIES: QUICK REFERENCE CHART



KEVN682A7PKG



KEVP682A7PWZ

Roll Cabs	Specifications	KEVN682A	KEVP682A	KEVN68TA	KEVP68TA	
Capacity	Approx Cubic Inches (cm ³)	128,268 (2,101,936)	128,539 (2,106,377)	129,514 (2,122,354)	129,514 (2,122,354)	
	Approx Square Inches (cm ²)	22,998 (148,374)	22,355 (144,226)	21,733 (140,213)	21,733 (140,213)	
	Load Capacity, lb (kg)	16,000 (7,258)	16,000 (7,258)	16,000 (7,258)	16,000 (7,258)	
Footprint	Width, inches (mm)	134 (3,404)	131 (3,327)	134 (3,404)	134 (3,404)	
	Depth, inches (mm)	30 (762) / 34 (864)	30 (762) / 34 (864) (864)	30 (762) / 34 (864)	30 (762) / 34 (864)	
	Height, inches (mm)	75 (1,905)	75 (1,905)	75 (1,905)	75 (1,905)	
Drawers	Drawer Banks	2	2	2	2	
	Drawer Count	13 (in roll cab)	13	10 (in roll cab)	10 (in roll cab)	
	Widest Drawer, inches (mm) [qty]	62-1/16 (1,576) [2]	62-1/16 (1,576) [2]	62-1/16 (1,576) [3]	62-1/16 (1,576) [3]	
	Slides, lb (kg) [ball bearing] (per pair)	227 (103)	227 (103)	227 (103)	227 (103)	
	Double Slide (included)	Yes (3)	Yes (3)	Yes (4)	Yes (4)	
Extras	Writing Surface (qty)	1	1	1	1	
	Third Caster Set Option	N/A	—	N/A	N/A	
	Lockers [qty]	2	2	2	2	
	Locker Drawers [qty]	(8) Total	(7) Total	(8) Total	(8) Total	
	Locker Shelves [qty]	(2) Total	(2) Total	(2) Total	(2) Total	
	Can Trays [qty]	(1) Total	(1) Total	(1) Total	(1) Total	
Weight	Net Weight, lb (kg)	2,373 (1,076)	2,373 (1,076)	2,373 (1,076)	2,373 (1,076)	
	Shipping Weight, lb (kg)	2,373 (1,076)	2,373 (1,076)	2,373 (1,076)	2,373 (1,076)	
EPIQ Configurations	UL/cUL listed	Yes	Yes	Yes	Yes	
	Roll Cab	68" Roll Cab	68" Roll Cab	68" Roll Cab	68" Roll Cab	
	Workcenter	68" Workcenter	68" Workcenter	68" Workcenter	68" Workcenter	
	Left Locker	Non-Power Locker	Power Locker	Non-Power Locker	Power Locker	
	Right Locker	Non-Power Locker	Non-Power Locker	Non-Power Locker	Non-Power Locker	
	Included Worksurface	Stainless	KEVN682A1	KEVP682A1	KEVN68TA1	KEVP68TA1
		Stainless Power with LED	KEVN682A2	KEVP682A2	KEVN68TA2	KEVP68TA2
		Bedliner Power with LED	KEVN682A3	KEVP682A3	KEVN68TA3	KEVP68TA3
		Bedliner	KEVN682A7	KEVP682A7	KEVN68TA7	KEVP68TA7
	Wheels & Fenders	Chrome	KEVN682A	KEVP682A1	KEVN68TA1	KEVP68TA1
			KEVN682A2	KEVP682A2	KEVN68TA2	KEVP68TA2
		Black	KEVN682A3	KEVP682A3	KEVN68TA3	KEVP68TA3
			KEVN682A7	KEVP682A7	KEVN68TA7	KEVP68TA7

ECKO *Remote Lock Series



Colors Available	Red	Gloss Black	Royal Blue	Ultra Yellow	Electric Orange	Extreme Green	Arctic Silver	Midnight Blue	Flat Black	Candy Apple Red	White	Storm Gray
Bright Trim	PBO	PC	PCM	PES	PJK	PJJ	PKS	PDG	PRA	PJH	PU	PRJ
Black Trim	PN	PFI	PET	PDO	PKH	PKG	PLE	PQD	POT	PPS	PDC	PWZ
Titanium Trim	PUT	PUU	PUW	PUZ	PVB	PVE	PVD	PVF	PUS	PVA	PVC	PFX
Blue Trim	PQG	PLS	PME	PPR	PPX	PQA	PLC	PQE	PRK	PPU	PMP	PYC
Red Trim	PMS	PLU	PPG	PLR	PPY	PQB	PLB	PQF	PRF	PPV	PFT	PYB
Orange Valor Trim	ZCG	PXY	ZAS	ZBG	ZAF	ZAZ	ZAE	PZZ	PXB	ZCI	PXS	PZF
Atomic Green Trim	ZCH	PWT	ZAO	ZAQ	ZAP	ZAK	ZAJ	ZAH	PWW	ZBA	PXQ	PZT

All EPIQ Series units are available in 12 standard colors and 7 trim colors. Add suffix to base stock number for special colors.

1 = Stainless steel work surface (P model) and stainless steel fenders (P and T models)
7 = Bed liner work surface (P model) and bed liner fenders (P and T models)

EPIQ SERIES: QUICK REFERENCE CHART



KEXP725C0PB0



KEXN603B0PES



KEXP603A0PB0



KEXN725C0PWZ



KEXN724A0PJK



KEXP724A0PCM

Roll Cabs	Specifications	KEXR725B* KEXP725C	KEXE725B* KEXN725C	KEXE603B* KEXN603B	KEXN724A	KEXR603A* KEXP603A	KEXR724A* KEXP724A
Capacity	Approx Cubic Inches (cm ³)	93,655 (1,534,069)	91,627 (1,500,850)	77,672 (1,272,267)	94,791 (1,553,346)	78,789 (1,307,507)	95,107 (1,558,525)
	Approx Square Inches (cm ²)	22,247 (143,494)	25,340 (163,443)	22,690 (146,351)	23,249 (149,993)	19,490 (125,742)	22,722 (146,593)
	Load Capacity, lb (kg)	16,000 (7,258)	16,000 (7,258)	16,000 (7,258)	16,000 (7,258)	16,000 (7,258)	16,000 (7,258)
Footprint	Width, inches (mm)	144 (3,658)	144 (3,658)	120 (3,048)	144 (3,658)	120 (3,048)	144 (3,658)
	Depth, inches (mm)	30 (762)	30 (762)	30 (762)	30 (762)	30 (762)	30 (762)
	Height, inches (mm)	46-7/8 (1,191)	46-7/8 (1,191)	46-7/8 (1,191)	46-7/8 (1,191)	46-7/8 (1,191)	46-7/8 (1,191)
Drawers	Drawer Banks	5	5	3	4	3	4
	Drawer Count	26	27	20	23	16	22
	Widest Drawer, inches (mm) [qty]	54 (1,372) [6]	54 (1,372) [6]	54 (1,372) [11]	54-1/16 (1,373) [10]	54 (1,372) [10]	54-1/2 (1,373) [10]
	Slides, lb (kg) [ball bearing] (per pair)	227 (103)	227 (103)	227 (103)	227 (103)	227 (103)	227 (103)
	Double Slide (included)	Yes (7)	Yes (7)	Yes (8)	Yes (10)	Yes (9)	Yes (10)
Extras	Writing Surface (qty)	Yes (1)	Yes (1)	Yes (1)	Yes (1)	No	Yes (1)
	Third Caster Set Option	N/A	N/A	N/A	—	N/A	N/A
Weight	Net Weight, lb (kg)	1,925 (873)	1,925 (873)	1,970 (893)	1,925 (893)	1,970 (894)	1,661 (753)
	Shipping Weight, lb (kg)	1,925 (873)	1,925 (873)	1,970 (893)	1,990 (902)	1,990 (903)	1,681 (762)
EPIQ Configurations	PowerDrawer Unit	Yes	No	No	No	Yes	Yes
	Non-directional Rubber Top	KEXP725C0	KEXN725C0	KEXN603B0	KEXN724A0	KEXN603B0	KEXP725C0
	Stainless steel PowerTop™ with LED Light and USBs	Choose combination of 60" and 84" tops. See p.89 for part numbers.	Choose combination of 60" and 84" tops. See p.89 for part numbers.	Choose combination of (2) 60" tops. See p.89 for part numbers.	Choose combination of 60" and 84" tops. See p.89 for part numbers.	Choose combination of (2) 60" tops. See p.89 for part numbers.	Choose combination of 60" and 84" tops. See p.89 for part numbers.
Optional Add-ons	Top Chest	—	—	—	—	—	—
	Top Drawer Section	KESN843A KESN602A	KESN843A KESN602A	KESN602A	KESN843A KESN602A	KESN602A	KESN843A KESN602A
	Bulk Side Cabinet	KEBN301BL KEBN301BR	KEBN301BL KEBN301BR	KEBN301BL KEBN301BR	KEBN301BL KEBN301BR	KEBN301BL KEBN301BR	KEBN301BL KEBN301BR
	Locker	KELN301CL KELN301CR	KELN301CL KELN301CR	KELN301CL KELN301CR	KELN301CL KELN301CR	KELN301CL KELN301CR	KELN301CL KELN301CR
	WorkCenter	KEWN840C KEWN600C	KEWN840C KEWN600C	KEWN600C	KEWN840C KEWN600C	KEWN600C	KEWN840C KEWN600C
	Power Locker	KELP301B	KELP301B	KELP301B	KELP301B	KELP301B	KELP301B
	Overhead	KEHN840B KEHN600B	KEHN840B KEHN600B	KEHN680C	KEHN840B KEHN600B	KEHN680C	KEHN840B KEHN600B
	Stainless steel Work Surfaces	KWSN3012AST	KWSN3012AST	KWSN3010AST	KWSN3012AST	KWSN3010AST	KWSN3012AST
	Bed liner Steel Work Surface	KWSN3012ABL	KWSN3012ABL	KWSN3010ABL	KWSN3012ABL	KWSN3010ABL	KWSN3012ABL
	Bed liner PowerTop™ with LED Light and USBs	Choose combination of 60" and 84" tops. See p.90 for part numbers.	Choose combination of 60" and 84" tops. See p.90 for part numbers.	Choose combination of (2) 60" tops. See p.90 for part numbers.	Choose combination of 60" and 84" tops. See p.90 for part numbers.	Choose combination of (2) 60" tops. See p.90 for part numbers.	Choose combination of 60" and 84" tops. See p.90 for part numbers.
	Hardwood Top	KWSN3012AWT	KWSN3012AWT	KWSN3010AWT	KWSN3012AWT	KWSN3010AWT	KWSN3012AWT



*Remote Lock Series

TOOL STORAGE



- Do not open multiple drawers
- Images may be shown without actual warning labels
- Read safety precautions on pages W1 to W4

EPIQ SERIES: QUICK REFERENCE CHART



KERN842COPJK



KERP843COPBO



KERP842COPJJ



KERN843COPKS



KETN843BOPCM



KETP843BOPDG

Roll Cabs	Specifications	KERE842B* KERN842C	KERE843B* KERN843C	KERR843B* KERP843C	KETE843B* KETN843B	KERR842B* KERP842C	KERR682A* KERP682
Capacity	Approx Cubic Inches (cm ³)	55,550 (910,301)	53,316 (873,693)	53,613 (878,187)	54,378 (891,095)	55,729 (1,825,675)	44,218 (724,603)
	Approx Square Inches (cm ²)	13,769 (88,832)	13,898 (89,664)	13,366 (86,212)	12,733 (82,148)	13,243 (170,840)	11,885 (76,677)
	Load Capacity, lb (kg)	8,000 (3,629)	8,000 (3,629)	8,000 (3,629)	8,000 (3,629)	8,000 (3,629)	8,000 (3,629)
Footprint	Width, inches (mm)	84 (2,134)	84 (2,134)	84 (2,134)	84 (2,134)	84 (2,134)	68 (1,727)
	Depth, inches (mm)	30 (762)	30 (762)	30 (762)	30 (762)	30 (762)	30 (762)
	Height, inches (mm)	46-7/8 (1,191)	46-7/8 (1,191)	46-7/8 (1,191)	46-7/8 (1,191)	46-7/8 (1,191)	46-7/8 (1,191)
Drawers	Drawer Banks	2	3	3	3	2	2
	Drawer Count	13	19	18	16	8	12
	Widest Drawer, inches (mm) [qty]	54 (1,372) [7]	54 (1,372) [2]	54 (1,372) [2]	54 (1,372) [3]	54 (1,372) [7]	62 (1,575) [2]
	Slides, lb (kg) [ball bearing] (per pair)	227 (103)	227 (103)	227 (103)	227 (103)	227 (103)	227 (103)
	Double Slide (included)	Yes (6)	Yes (4)	Yes (3)	Yes (3)	Yes (5)	Yes (3)
Extras	Writing Surface (qty)	Yes (1)	Yes (1)	Yes (1)	Yes (1)	Yes (1)	Yes (1)
	Third Caster Set Option	Yes	Yes	Yes	Yes	Yes	No
Weight	Net Weight, lb (kg)	1,165 (528)	1,165 (528)	1,165 (528)	1,165 (528)	990 (449)	946 (429)
	Shipping Weight, lb (kg)	1,195 (542)	1,165 (528)	1,165 (528)	1,195 (542)	990 (449)	1,006 (456)
EPIQ Configurations	PowerDrawer Unit	No	No	Yes	No	Yes	Yes
	Non-directional Rubber Top	KERN842C0	KERN843C0	KERP843C0	KETN843B0	KERP842C0	KERP682A0
	Stainless steel PowerTop™ with LED Light and USBs	KERN842C2	KERN843C2	KERP843C2	KETN843B2	KERP842C2	KERP682A2
Optional Add-ons	Top Chest	KECN842A	KECN843A	KECN843A	KECN843A	KECN842A	KECN682A
	Top Drawer Section	KESN842A	KESN843A	KESN843A	KESN843A	KESN842A	KESN682A
	Bulk Side Cabinet	KEBN301BL KEBN301BR	KEBN301BL KEBN301BR	KEBN301BL KEBN301BR	KEBN301BL KEBN301BR	KEBN301BL KEBN301BR	KEBN301BL KEBN301BR
	Locker	KELN301CL KELN301CR	KELN301CL KELN301CR	KELN301CL KELN301CR	KELN301CL KELN301CR	KELN301CL KELN301CR	KELN301CL KELN301CR
	WorkCenter	KEWN840C	KEWN840C	KEWN840C	KEWN840C	KEWN840C	KEWN680C
	Power Locker	KELP301B	KELP301B	KELP301B	KELP301B	KELP301B	KELP301B
	Overhead	KEHN840B	KEHN840B	KEHN840B	KEHN840B	KEHN840B	KEHN680C
	Stainless steel PowerTop™ with LED Light and USBs	KWSP3084DST	KWSP3084DST	KWSP3084DST	KWSP3084DST	KWSP3084DST	KWSP3068CST
	Stainless steel Work Surfaces	KWSN3084BST	KWSN3084BST	KWSN3084BST	KWSN3084BST	KWSN3084BST	KWSN3068BST
	Bed liner Steel Work Surface	KWSN3084ABL	KWSN3084ABL	KWSN3084ABL	KWSN3084ABL	KWSN3084ABL	KWSN3068ABL
	Bed liner PowerTop™ with LED Light and USBs	KWSP3084CBL	KWSP3084CBL	KWSP3084CBL	KWSP3084CBL	KWSP3084CBL	KWSP3068CBL
Hardwood Top	KWSN3084AWT	KWSN3084AWT	KWSN3084AWT	KWSN3084AWT	KWSN3084AWT	KWSN3068AWT	

ECKO *Remote Lock Series



Colors Available	Red	Gloss Black	Royal Blue	Ultra Yellow	Electric Orange	Extreme Green	Arctic Silver	Midnight Blue	Flat Black	Candy Apple Red	White	Storm Gray
Bright Trim	PBO	PC	PCM	PES	PJK	PJJ	PKS	PDG	PRA	PJH	PU	PRJ
Black Trim	PN	PFI	PET	PDO	PKH	PKG	PLE	PQD	POT	PPS	PDC	PWZ
Titanium Trim	PUT	PUU	PUW	PUZ	PVB	PVE	PVD	PVF	PUS	PVA	PVC	PFX
Blue Trim	PQG	PLS	PME	PPR	PPX	PQA	PLC	PQE	PRK	PPU	PMP	PYC
Red Trim	PMS	PLU	PPG	PLR	PPY	PQB	PLB	PQF	PRF	PPV	PFT	PYB
Orange Valor Trim	ZCG	PXY	ZAS	ZBG	ZAF	ZAZ	ZAE	PZZ	PXB	ZCI	PXS	PZF
Atomic Green Trim	ZCH	PWT	ZAO	ZAQ	ZAP	ZAK	ZAJ	ZAH	PWW	ZBA	PXQ	PZT

All EPIQ Series units are available in 12 standard colors and 7 trim colors. Add suffix to base stock number for special colors.

1 = Stainless steel work surface (P model) and stainless steel fenders (P and T models)
7 = Bed liner work surface (P model) and bed liner fenders (P and T models)

EPIQ SERIES: QUICK REFERENCE CHART

TOOL STORAGE



KETP682A0PB0



KERP682A0PKS



KERN682C0PCM



KETN682B0PDG



KERN602C0PB0



KETN602B0PES

Roll Cabs	Specifications	KETP682A	KETR843B* KETP843	KERE682B* KERN682C	KETE682B* KETN682B	KERE602B* KERN602C	KETE602B* KETN602B
Capacity	Approx Cubic Inches (cm ³)	45,512 (745,808)	54,630 (895,225)	43,922 (719,753)	45,147 (739,831)	38,000 (622,708)	39,119 (641,045)
	Approx Square Inches (cm ²)	10,521 (67,877)	11,357 (73,271)	12,412 (80,077)	11,046 (71,264)	10,650 (68,710)	9,490 (61,225)
	Load Capacity, lb (kg)	8,000 (3,629)	8,000 (3,629)	8,000 (3,629)	8,000 (3,629)	8,000 (3,629)	8,000 (3,629)
Footprint	Width, inches (mm)	68 (1,727)	84 (2,134)	68 (1,727)	68 (1,727)	60 (1,524)	60 (1,524)
	Depth, inches (mm)	30 (762)	30 (762)	30 (762)	30 (762)	30 (762)	30 (762)
	Height, inches (mm)	46-7/8 (1,190.6)	46-7/8 (1,191)	46-7/8 (1,191)	46-7/8 (1,191)	46-7/8 (1,191)	46-7/8 (1,191)
Drawers	Drawer Banks	2	3	2	2	2	2
	Drawer Count	9	15	13	10	13	10
	Widest Drawer, inches (mm) [qty]	62 (1,575) [2]	54 (1,372) [3]	62 (1,575) [2]	62 (1,575) [3]	54 (1,372) [2]	54 (1,372) (3)
	Slides, lb (kg) [ball bearing] (per pair)	227 (103)	227 (103)	227 (103)	227 (103)	227 (103)	227 (103)
	Double Slide (included)	Yes (4)	Yes (3)	Yes (3)	Yes (4)	Yes (3)	Yes (4)
	Extras	Writing Surface (qty)	—	Yes (1)	Yes (1)	Yes (1)	Yes (1)
Weight	Third Caster Set Option	No	Yes	No	No	No	No
	Net Weight, lb (kg)	946 (429)	1,165 (528)	832 (377)	832 (377)	774 (351)	880 (399)
EPIQ Configurations	Shipping Weight, lb (kg)	—	1195 (542)	946 (429)	946 (429)	880 (399)	774 (351)
	PowerDrawer Unit	Yes	Yes	No	No	No	No
Optional Add-ons Available	Non-directional Rubber Top	KETP682A0	KETP843B0	KERN682C0	KETN682B0	KERN602C0	KETN602B0
	Stainless steel PowerTop™ with LED Light and USBs	KETP682A2	KETP843B2	KERN682C2	KETN682B2	KERN602C2	KETN602B2
	Top Chest	KECN682A0	KECN843A	KECN682A	KECN682A	KECN602A	KECN602A
	Top Drawer Section	KESN682A0	KESN843A	KESN682A	KESN682A	KESN602A	KESN602A
	Bulk Side Cabinet	KEBN301BL KEBN301BR	KEBN301BL KEBN301BR	KEBN301BL KEBN301BR	KEBN301BL KEBN301BR	KEBN301BL KEBN301BR	KEBN301BL KEBN301BR
	Locker	KELN301CL KELN301CR	KELN301CL KELN301CR	KELN301CL KELN301CR	KELN301CL KELN301CR	KELN301CL KELN301CR	KELN301CL KELN301CR
	WorkCenter	KEWN680C0	KEWN840C	KEWN680C	KEWN680C	KEWN600C	KEWN600C
	Power Locker	KELP301BL KELP301BR	KELP301B	KELP301B	KELP301B	KELP301B	KELP301B
	Overhead	KEHN680B0	KEHN840B	KEHN680C	KEHN680C	KEHN600B	KEHN600B
	Stainless steel PowerTop™ with LED Light and USBs	KWSP3068DST	KWSP3084DST	KWSP3068DST	KWSP3068DST	KWSP3060DST	KWSP3060DST
Stainless steel Work Surfaces	KWSN3068BST	KWSN3084BST	KWSN3068BST	KWSN3068BST	KWSN3060BST	KWSN3060BST	
Bed liner Steel Work Surface	KWSN3068ABL	KWSN3084ABL	KWSN3068ABL	KWSN3068ABL	KWSN3060ABL	KWSN3060ABL	
Bed liner PowerTop™ with LED Light and USBs	KWSN3068CBL	KWSP3084CBL	KWSP3068CBL	KWSP3068CBL	KWSP3060CBL	KWSP3060CBL	
Hardwood Top	KWSN3068AWT	KWSN3084AWT	KWSN3068AWT	KWSN3068AWT	KWSN3060AWT	KWSN3060AWT	

ECKO *Remote Lock Series

Images may be shown without actual warning labels.



- Do not open multiple drawers
- Images may be shown without actual warning labels
- Read safety precautions on pages W1 to W4

EPIQ SERIES: ROLL CABS



KEVN68TA7PWZ



KEVN682A7BKG

KEVN68TA Series EUV

Cubic Inches (cm ³)	Square Inches (cm ²)	Net Weight, lb (kg)	Load Capacity, lb (kg)	
129,514 (2,122,354)	21,733 (140,213)	2,373 (1,076)	16,000 (7,258)	
	Drawers	Width, inches (mm)	Depth, inches (mm)	Height, inches (mm)
Specifications	18	134 (3,404)	30 (762)/34 (864)	75 (1,905)
Drawers in Roll Cab	1	62-1/16 (1,576)	27-15/16 (710)	4-7/8 (124)
	1	62-1/16 (1,576)	27-15/16 (710)	3-13/16 (97)
	1	62-1/16 (1,576)	27-15/16 (710)	2-11/16 (68)
	1	38-1/16 (967)	26-7/8 (683)	1-11/16 (43)
	2	38-1/16 (967)	27-15/16 (710)	3-15/16 (100)
	1	38-1/16 (967)	27-15/16 (710)	6-3/16 (157)
	1	19-5/8 (498)	26-7/8 (683)	1-11/16 (43)
	1	19-5/8 (498)	27-15/16 (710)	3-15/16 (100)
	1	19-5/8 (498)	27-15/16 (710)	10-5/8 (270)
	Locker Drawers	6	24-1/8 (613)	26-5/8 (676)
2		24-1/8 (613)	23-7/8 (594)	4 (102)
Locker Shelves	2	25-1/2 (648)	24 (610)	Adjust
Can Tray	2	17-7/8 (454)	3-3/16 (81)	4 (102)
WorkCenter Dimensions	68 (1,727)	30 (762)	25-1/2 (648)	

KEVN682A Series EUV

Cubic Inches (cm ³)	Square Inches (cm ²)	Net Weight, lb (kg)	Load Capacity, lb (kg)		
128,268 (2,101,936)	22,998 (148,374)	2,373 (1,076)	16,000 (7,258)		
	Drawers	Width, inches (mm)	Depth, inches (mm)	Height, inches (mm)	
Specifications	21	134 (3,404)	30 (762)/34 (864)	75 (1,905)	
Drawers in Roll Cab	3	19-5/8 (498)	26-7/8 (683)	1-11/16 (43)	
	1	19-5/8 (498)	27-15/16 (710)	3-15/16 (100)	
	1	19-5/8 (498)	27-15/16 (710)	10-5/8 (270)	
	3	38-1/16 (967)	26-7/8 (683)	1-11/16 (43)	
	2	38-1/16 (967)	27-15/16 (710)	3-15/16 (100)	
	1	38-1/16 (967)	27-15/16 (710)	6-3/16 (157)	
	1	62-1/16 (1,576)	27-15/16 (710)	2-11/16 (68)	
	1	62-1/16 (1,576)	27-15/16 (710)	4-7/8 (124)	
	Locker Drawers	6	24-1/8 (613)	26-5/8 (676)	4 (102)
		2	24-1/8 (613)	23-7/8 (594)	4 (102)
Locker Shelves	2	25-1/2 (648)	24 (610)	Adjust	
Can Tray	2	17-7/8 (454)	3-3/16 (81)	4 (102)	
WorkCenter Dimensions	68 (1,727)	30 (762)	25-1/2 (648)		

Optional Add-ons

68" Workcenter Overhead Cabinet	KEHN680CO
30" Locker Overhead Cabinet	KEHN300AO

Optional Add-ons

68" Workcenter Overhead Cabinet	KEHN680CO
30" Locker Overhead Cabinet	KEHN300AO

Colors Available



	Red	Gloss Black	Royal Blue	Ultra Yellow	Electric Orange	Extreme Green	Arctic Silver	Midnight Blue	Flat Black	Candy Apple Red	White	Storm Gray
Bright Trim	PBO	PC	PCM	PES	PJK	PJJ	PKS	PDG	PRA	PJH	PU	PRJ
Black Trim	PN	PFI	PET	PDO	PKH	PKG	PLE	PQD	POT	PPS	PDC	PWZ
Titanium Trim	PUT	PUU	PUW	PUZ	PVB	PVE	PVD	PVF	PUS	PVA	PVC	PFX
Blue Trim	PQG	PLS	PME	PPR	PPX	PQA	PLC	PQE	PRK	PPU	PMP	PYC
Red Trim	PMS	PLU	PPG	PLR	PPY	PQB	PLB	PQF	PRF	PPV	PFT	PYB
Orange Valor Trim	ZCG	PXY	ZAS	ZBG	ZAF	ZAZ	ZAE	PZZ	PXB	ZCI	PXS	PZF
Atomic Green Trim	ZCH	PWT	ZAO	ZAQ	ZAP	ZAK	ZAJ	ZAH	PWW	ZBA	PXQ	PZT

All EPIQ Series units are available in 12 standard colors and 7 trim colors. Add suffix to base stock number for special colors.

1 = Stainless steel work surface (P model) and stainless steel fenders (P and T models)
7 = Bed liner work surface (P model) and bed liner fenders (P and T models)



KEVP68TA7PWZ



KEVP682A7PWZ

KEVP68TA Series EUV

Cubic Inches (cm ³)	Square Inches (cm ²)	Net Weight, lb (kg)	Load Capacity, lb (kg)	
129,514 (2,122,354)	21,090 (136,065)	2,373 (1,076)	16,000 (7,258)	
Specifications	Drawers	Width, inches (mm)	Depth, inches (mm)	Height, inches (mm)
	17	134 (3,404)	30 (762)/ 34 (864)	75 (1,905)
Drawers in Roll Cab	1	62-1/16 (1,576)	27-15/16 (710)	4-7/8 (124)
	1	62-1/16 (1,576)	27-15/16 (710)	3-13/16 (97)
	1	62-1/16 (1,576)	27-15/16 (710)	2-11/16 (68)
	1	38-1/16 (967)	26-7/8 (683)	1-11/16 (43)
	2	38-1/16 (967)	27-15/16 (710)	3-15/16 (100)
	1	38-1/16 (967)	27-15/16 (710)	6-3/16 (157)
	1	19-5/8 (498)	26-7/8 (683)	1-11/16 (43)
	1	19-5/8 (498)	27-15/16 (710)	3-15/16 (100)
	1	19-5/8 (498)	27-15/16 (710)	10-5/8 (270)
	Locker Drawers	4	24-1/8 (613)	26-5/8 (676)
1		24-1/8 (613)	26-5/8 (676)	8 (203)
2		24-1/8 (613)	23-7/8 (594)	4 (102)
Locker Shelves	2	25-1/2 (648)	24 (610)	Adjust
Can Tray	2	17-7/8 (454)	3-3/16 (81)	4 (102)
WorkCenter Dimensions	68 (1,727)		30 (762)	25-1/2 (648)

Optional Add-ons

68" Workcenter Overhead Cabinet	KEHN680CO
30" Locker Overhead Cabinet	KEHN300AO

KEVP682A Series EUV

Cubic Inches (cm ³)	Square Inches (cm ²)	Net Weight, lb (kg)	Load Capacity, lb (kg)		
128,539 (2,106,377)	22,355 (144,226)	2,373 (1,076)	16,000 (7,258)		
Specifications	Drawers	Width, inches (mm)	Depth, inches (mm)	Height, inches (mm)	
	20	134 (3,404)	30 (762)/ 34 (864)	75 (1,905)	
Drawers in Roll Cab	3	19-5/8 (498)	26-7/8 (683)	1-11/16 (43)	
	1	19-5/8 (498)	27-15/16 (710)	3-15/16 (100)	
	1	19-5/8 (498)	27-15/16 (710)	10-5/8 (270)	
	3	38-1/16 (967)	26-7/8 (683)	1-11/16 (43)	
	2	38-1/16 (967)	27-15/16 (710)	3-15/16 (100)	
	1	38-1/16 (967)	27-15/16 (710)	6-3/16 (157)	
	1	62-1/16 (1,576)	27-15/16 (710)	2-11/16 (68)	
	1	62-1/16 (1,576)	27-15/16 (710)	4-7/8 (124)	
	Locker Drawers	4	24-1/8 (613)	26-5/8 (676)	4 (102)
		1	24-1/8 (613)	26-5/8 (676)	8 (203)
2		24-1/8 (613)	23-7/8 (594)	4 (102)	
Locker Shelves	2	25-1/2 (648)	24 (610)	Adjustable	
Can Tray	2	17-7/8 (454)	3-3/16 (81)	4 (102)	
WorkCenter Dimensions	68 (1,727)		30 (762)	25-1/2 (648)	

Optional Add-ons

68 Workcenter Overhead Cabinet	KEHN680CO
30" Locker Overhead Cabinet	KEHN300AO



- Do not open multiple drawers
- Images may be shown without actual warning labels
- Read safety precautions on pages W1 to W4

EPIQ SERIES: ROLL CABS



KEXN725C0PWZ
144" 27-Drawer Five Bank EPIQ Series Roll Cab



KEXN724A0PJK
144" 23-Drawer Four Bank EPIQ Series Roll Cab with SpeedDrawer



KEXP725C0PBO
144" 26-Drawer Five Bank EPIQ Series Roll Cab with PowerDrawer



KEXP724A0PCM
144" 22-Drawer Four Bank EPIQ Series Roll Cab with PowerDrawer and SpeedDrawer

EPIQ Series Roll Cab Drawer Sizes

Width		Depth		Height		KEXE725B* KEXN725C	KEXR725B* KEXP725C	KEXN724A	KEXR724A* KEXP724A
inches	mm	inches	mm	inches	mm	Drawers	Drawers	Drawers	Drawers
19-5/8	498	26-7/8	683	1-11/16	43	4	3	3	2
19-5/8	498	27-15/16	710	3-15/16	100	5	5	3	3
19-5/8	498	27-15/16	710	6-3/16	157	2	2	1	1
19-5/8	498	27-15/16	710	10-5/8	270	2	1	2	1
19-5/8	498	27-15/16	710	12-13/16	325	—	1	—	1
30-1/16	764	26-7/8	683	1-11/16	43	2	2	1	1
30-1/16	764	27-15/16	710	3-15/16	100	4	4	2	2
30-1/16	764	27-15/16	710	6-3/16	157	2	2	1	1
38-1/16	967	26-7/8	683	1-11/16	43	—	—	—	—
38-1/16	967	27-15/16	710	3-15/16	100	—	—	—	—
38-1/16	967	27-15/16	710	6-3/16	157	—	—	—	—
54-1/16	1,373	26-7/8	683	1-11/16	43	—	—	—	2
54-1/16	1,373	27-15/16	710	1-11/16	43	—	—	1	1
54-1/16	1,373	27-15/16	710	2-11/16	68	2	2	2	4
54-1/16	1,373	27-15/16	710	3-13/16	97	2	2	4	2
54-1/16	1,373	27-15/16	710	4-7/8	124	2	2	2	—
54-1/16	1,373	27-15/16	710	6	152	—	—	—	—
54-1/16	1,373	27-15/16	710	6-3/16	157	—	—	1	1
62-1/16	1,576	27-15/16	710	2-11/16	68	—	—	—	—
62-1/16	1,576	27-15/16	710	3-13/16	97	—	—	—	—
62-1/16	1,576	27-15/16	710	4-7/8	124	—	—	—	—
Total Drawer Count						27	26	23	22

ECKO *Remote Lock Series

Tools shown in tool storage not included.

Colors Available



	Red	Gloss Black	Royal Blue	Ultra Yellow	Electric Orange	Extreme Green	Arctic Silver	Midnight Blue	Flat Black	Candy Apple Red	White	Storm Gray
Bright Trim	PBO	PC	PCM	PES	PJK	PJJ	PKS	PDG	PRA	PJH	PU	PRJ
Black Trim	PN	PFI	PET	PDO	PKH	PKG	PLE	PQD	POT	PPS	PDC	PWZ
Titanium Trim	PUT	PUU	PUW	PUZ	PVB	PVE	PVD	PVF	PUS	PVA	PVC	PXF
Blue Trim	PQG	PLS	PME	PPR	PPX	PQA	PLC	PQE	PRK	PPU	PMP	PYC
Red Trim	PMS	PLU	PPG	PLR	PPY	PQB	PLB	PQF	PRF	PPV	PFT	PYB
Orange Valor Trim	ZCG	PXY	ZAS	ZBG	ZAF	ZAZ	ZAE	PZZ	PXB	ZCI	PXS	PZF
Atomic Green Trim	ZCH	PWT	ZAO	ZAQ	ZAP	ZAK	ZAJ	ZAH	PWW	ZBA	PXQ	PZT

All EPIQ Series units are available in 12 standard colors and 7 trim colors. Add suffix to base stock number for special colors.


1 = Stainless steel work surface (P model) and stainless steel fenders (P and T models)
7 = Bed liner work surface (P model) and bed liner fenders (P and T models)



KEXN603B0PES
120" 20-Drawer Triple Bank EPIQ Series Roll Cab



Includes PowerDrawer with (5) Outlets and (2) USBs (tools not included)



Includes 2" Speedrawer with organizer



KEXP603A0PBO
120" 16-Drawer Three Bank EPIQ Series Roll Cab with PowerDrawer and Speedrawer

EPIQ Series Roll Cab Drawer Sizes

Width		Depth		Height		KEXE603B* KEXN603B	KESR603A* KEXP603A
inches	mm	inches	mm	inches	mm	Drawers	Drawers
19-5/8	498	26-7/8	683	1-11/16	43	3	—
19-5/8	498	27-15/16	710	3-15/16	100	—	1
19-5/8	498	27-15/16	710	6-3/16	157	—	—
19-5/8	498	27-15/16	710	10-5/8	270	1	—
19-5/8	498	27-15/16	710	12-13/16	325	—	1
30-1/16	764	26-7/8	683	1-11/16	43	3	1
30-1/16	764	27-15/16	710	3-15/16	100	1	2
30-1/16	764	27-15/16	710	6-3/16	157	1	1
38-1/16	967	26-7/8	683	1-11/16	43	—	—
38-1/16	967	27-15/16	710	3-15/16	100	—	—
38-1/16	967	27-15/16	710	6-3/16	157	—	—
54-1/16	1,373	26-7/8	683	1-11/16	43	3	1
54-1/16	1,373	27-15/16	710	2-11/16	68	2	2
254-1/16	1,373	27-15/16	710	3-13/16	97	3	4
54-1/16	1,373	27-15/16	710	4-7/8	124	2	2
54-1/16	1,373	27-15/16	710	6	152	1	—
62-1/16	1,576	27-15/16	710	2-11/16	68	—	—
62-1/16	1,576	27-15/16	710	3-13/16	97	—	—
62-1/16	1,576	27-15/16	710	4-7/8	124	—	—
Total Drawer Count						20	16

ECKO *Remote Lock Series

Tools shown in tool storage not included.



- Do not open multiple drawers
- Images may be shown without actual warning labels
- Read safety precautions on pages W1 to W4

EPIQ SERIES: ROLL CABS



KERN842COPJK
84" 13-Drawer Double Bank EPIQ Series Roll Cab



KERP842COPJJ
84" 12-Drawer Double Bank EPIQ Series Roll Cab with PowerDrawer

EPIQ Series Roll Cab Drawer Sizes

Width		Depth		Height		KERE842B* KERN842C	KERR842B* KERP842C
inches	mm	inches	mm	inches	mm	Drawers	Drawers
19-5/8	498	26-7/8	683	1-11/16	43	2	—
19-5/8	498	27-15/16	710	1-11/16	43	—	1
19-5/8	498	27-15/16	710	3-15/16	100	2	2
19-5/8	498	27-15/16	710	6-5/32	156	—	1
19-5/8	498	27-15/16	710	6-3/16	157	1	—
19-5/8	498	27-15/16	710	10-5/8	270	1	—
19-5/8	498	27-15/16	710	12-13/16	325	—	1
30-1/16	764	26-7/8	683	1-11/16	43	—	—
30-1/16	764	27-15/16	710	3-15/16	100	—	—
30-1/16	764	27-15/16	710	6-3/16	157	—	—
54-1/16	1,373	26-7/8	683	1-11/16	43	1	1
54-1/16	1,373	27-15/16	710	2-11/16	68	1	1
54-1/16	1,373	27-15/16	710	3-11/16	97	—	3
54-1/16	1,373	27-15/16	710	3-13/16	97	3	—
54-1/16	1,373	27-15/16	710	4-7/8	124	1	1
54-1/16	1,373	27-15/16	710	6	152	1	1
62-1/16	1,576	26-7/8	683	1-11/16	43	—	—
62-1/16	1,576	27-15/16	710	2-11/16	68	—	—
62-1/16	1,576	27-15/16	710	3-11/16	97	—	—
62-1/16	1,576	27-15/16	710	4-7/8	124	—	—
62-1/16	1,576	27-15/16	710	6	152	—	—
Total Drawer Count						13	12

ECKO *Remote Lock Series

Tools shown in tool storage not included.

Colors Available




	Red	Gloss Black	Royal Blue	Ultra Yellow	Electric Orange	Extreme Green	Arctic Silver	Midnight Blue	Flat Black	Candy Apple Red	White	Storm Gray
Bright Trim	PBO	PC	PCM	PES	PJK	PJJ	PKS	PDG	PRA	PJH	PU	PRJ
Black Trim	PN	PFI	PET	PDO	PKH	PKG	PLE	PQD	POT	PPS	PDC	PWZ
Titanium Trim	PUT	PUU	PUW	PUZ	PVB	PVE	PVD	PVF	PUS	PVA	PVC	PXF
Blue Trim	PQG	PLS	PME	PPR	PPX	PQA	PLC	PQE	PRK	PPU	PMP	PYC
Red Trim	PMS	PLU	PPG	PLR	PPY	PQB	PLB	PQF	PRF	PPV	PFT	PYB
Orange Valor Trim	ZCG	PXY	ZAS	ZBG	ZAF	ZAZ	ZAE	PZZ	PXB	ZCI	PXS	PZF
Atomic Green Trim	ZCH	PWT	ZAO	ZAQ	ZAP	ZAK	ZAJ	ZAH	PWW	ZBA	PXQ	PZT

All EPIQ Series units are available in 12 standard colors and 7 trim colors. Add suffix to base stock number for special colors.

EPIQ SERIES: ROLL CABS



KERN843COPKS
84" 19-Drawer Triple Bank EPIQ Series Roll Cab



Includes PowerDrawer with (5) staggered outlets and (2) USBs



KERP843COPBO
84" 18-Drawer Triple Bank EPIQ Series Roll Cab with PowerDrawer

EPIQ Series Roll Cab Drawer Sizes

Width		Depth		Height		KERE843B* KERN843C	KERR843B* KERP843C
inches	mm	inches	mm	inches	mm	Drawers	Drawers
19-5/8	498	26-7/8	683	1-11/16	43	5	4
19-5/8	498	27-15/16	710	3-5/16	100	—	3
19-5/8	498	27-15/16	710	3-15/16	100	3	—
19-5/8	498	27-15/16	710	6-5/32	156	—	1
19-5/8	498	27-15/16	710	6-3/16	157	1	—
19-5/8	498	27-15/16	710	10-5/8	270	2	1
19-5/8	498	27-15/16	710	12-13/16	325	—	1
30-1/16	764	26-7/8	683	1-11/16	43	3	3
30-1/16	764	27-15/16	710	3-15/16	100	2	2
30-1/16	764	27-15/16	710	6-3/16	157	1	1
38-1/16	967	26-7/8	683	1-11/16	43	—	—
38-1/16	967	27-15/16	710	3-15/16	100	—	—
38-1/16	967	27-15/16	710	6-3/16	157	—	—
54-1/16	1,373	26-7/8	683	1-11/16	43	—	—
54-1/16	1,373	27-15/16	710	2-11/16	68	1	1
54-1/16	1,373	27-15/16	710	3-13/16	97	—	—
54-1/16	1,373	27-15/16	710	4-7/8	124	1	1
54-1/16	1,373	27-15/16	710	6	152	—	—
62-1/16	1,576	27-15/16	710	2-11/16	68	—	—
62-1/16	1,576	27-15/16	710	4-7/8	124	—	—
Total Drawer Count						19	18

ECKO *Remote Lock Series

Tools shown in tool storage not included.



- Do not open multiple drawers
- Images may be shown without actual warning labels
- Read safety precautions on pages W1 to W4

EPIQ SERIES: ROLL CABS



KETN843B0PCM
84" 16-Drawer Triple Bank EPIQ Series Roll Cab



KETP843B0PJH
84" 15-Drawer Triple Bank EPIQ Series Roll Cab with PowerDrawer

EPIQ Series Roll Cab Drawer Sizes

Width		Depth		Height		KETE843B* KETN843B	KETR843B* KETP843B
inches	mm	inches	mm	inches	mm	Drawers	Drawers
19-5/8	498	26-7/8	683	1-11/16	43	3	2
19-5/8	498	27-15/16	710	3-15/16	100	3	3
19-5/8	498	27-15/16	710	6-3/16	157	1	1
19-5/8	498	27-15/16	710	10-5/8	270	2	1
19-5/8	498	27-15/16	710	12-13/16	325	—	1
30-1/16	764	26-7/8	683	1-11/16	43	1	1
30-1/16	764	27-15/16	710	3-15/16	100	2	2
30-1/16	764	27-15/16	710	6-3/16	157	1	1
54-1/16	1,373	27-15/16	710	2-11/16	68	1	1
54-1/16	1,373	27-15/16	710	3-3/16	81	—	1
54-1/16	1,373	27-15/16	710	3-13/16	97	1	—
54-1/16	1,373	27-15/16	710	4-7/8	124	1	1
Total Drawer Count						16	15

ECKO *Remote Lock Series

Colors Available



	Red	Gloss Black	Royal Blue	Ultra Yellow	Electric Orange	Extreme Green	Arctic Silver	Midnight Blue	Flat Black	Candy Apple Red	White	Storm Gray
Bright Trim	PBO	PC	PCM	PES	PJK	PJJ	PKS	PDG	PRA	PJH	PU	PRJ
Black Trim	PN	PFI	PET	PDO	PKH	PKG	PLE	PQD	POT	PPS	PDC	PWZ
Titanium Trim	PUT	PUU	PUW	PUZ	PVB	PVE	PVD	PVF	PUS	PVA	PVC	PXF
Blue Trim	PQG	PLS	PME	PPR	PPX	PQA	PLC	PQE	PRK	PPU	PMP	PYC
Red Trim	PMS	PLU	PPG	PLR	PPY	PQB	PLB	PQF	PRF	PPV	PFT	PYB
Orange Valor Trim	ZCG	PXY	ZAS	ZBG	ZAF	ZAZ	ZAE	PZZ	PXB	ZCI	PXS	PZF
Atomic Green Trim	ZCH	PWT	ZAO	ZAQ	ZAP	ZAK	ZAJ	ZAH	PWW	ZBA	PXQ	PZT

All EPIQ Series units are available in 12 standard colors and 7 trim colors. Add suffix to base stock number for special colors.



KERN682C0PCM
68" 13-Drawer Double Bank EPIQ Series Roll Cab



KETP682A0PBO
68" 9-Drawer Double Bank EPIQ Series Roll Cab with PowerDrawer and SpeedDrawer



KERP682A0PKS
68" 12-Drawer Double Bank EPIQ Series Roll Cab with PowerDrawer and SpeedDrawer



KETN682B0PDG
68" 10-Drawer Double Bank EPIQ Series Roll Cab

EPIQ Series Roll Cab Drawer Sizes

Width		Depth		Height		KERE682B* KERN682C	KERR682A* KERP682A	KETP682A	KETE682B* KETN682B
inches	mm	inches	mm	inches	mm	Drawers	Drawers	Drawers	Drawers
19-5/8	498	26-7/8	683	1-11/16	43	3	2	—	1
19-5/8	498	27-15/16	710	3-15/16	100	1	1	1	1
19-5/8	498	27-15/16	710	10-5/8	270	1	—	—	1
19-5/8	498	27-15/16	710	12-13/16	325	—	1	1	—
38-1/16	967	26-7/8	683	1-11/16	43	3	3	1	1
38-1/16	967	27-15/16	710	3-15/16	100	2	2	2	2
38-1/16	967	27-15/16	710	6-3/16	157	1	1	1	1
62-1/16	1,576	27-15/16	710	2-11/16	68	1	1	1	1
62-1/16	1,576	27-15/16	710	3-13/16	97	—	—	1	1
62-1/16	1,576	27-15/16	710	4-7/8	124	1	1	1	1
Total Drawer Count						13	12	9	10

ECKO *Remote Lock Series



- Do not open multiple drawers
- Images may be shown without actual warning labels
- Read safety precautions on pages W1 to W4

EPIQ SERIES: ROLL CABS



KERN682COPBO
68" 13-Drawer Double Bank EPIQ Series Roll Cab



KETN602BOPES
60" 10-Drawer Double Bank EPIQ Series Roll Cab



KERN602COPBO
60" 13-Drawer Double Bank EPIQ Series Roll Cab

EPIQ Series Roll Cab Drawer Sizes

Width		Depth		Height		KERE682B* KERN682C	KERE602B* KERN602C	KETE602B* KETN602B
inches	mm	inches	mm	inches	mm	Drawers	Drawers	Drawers
19-5/8	498	26-7/8	683	1-11/16	43	3	3	1
19-5/8	498	27-15/16	710	3-15/16	100	1	1	1
19-5/8	498	27-15/16	710	10-5/8	270	1	1	1
30-1/16	764	26-7/8	683	1-11/16	43	—	3	1
30-1/16	764	27-15/16	710	3-15/16	100	—	2	2
30-1/16	764	27-15/16	710	6-3/16	157	—	1	1
38-1/16	967	26-7/8	683	1-11/16	43	3	—	—
38-1/16	967	27-15/16	710	3-15/16	100	2	—	—
38-1/16	967	27-15/16	710	6-3/16	157	1	—	—
54-1/16	1,373	27-15/16	710	2-11/16	68	—	1	1
54-1/16	1,373	27-15/16	710	3-13/16	97	—	—	1
54-1/16	1,373	27-15/16	710	4-7/8	124	—	1	1
62-1/16	1,576	27-15/16	710	2-11/16	68	1	—	—
62-1/16	1,576	27-15/16	710	3-13/16	97	—	—	—
62-1/16	1,576	27-15/16	710	4-7/8	124	1	—	—
Total Drawer Count						13	13	10

ECKO *Remote Lock Series

Colors Available



	Red	Gloss Black	Royal Blue	Ultra Yellow	Electric Orange	Extreme Green	Arctic Silver	Midnight Blue	Flat Black	Candy Apple Red	White	Storm Gray
Bright Trim	PBO	PC	PCM	PES	PJK	PJJ	PKS	PDG	PRA	PJH	PU	PRJ
Black Trim	PN	PFI	PET	PDO	PKH	PKG	PLE	PQD	POT	PPS	PDC	PWZ
Titanium Trim	PUT	PUU	PUW	PUZ	PVB	PVE	PVD	PVF	PUS	PVA	PVC	PXF
Blue Trim	PQG	PLS	PME	PPR	PPX	PQA	PLC	PQE	PRK	PPU	PMP	PYC
Red Trim	PMS	PLU	PPG	PLR	PPY	PQB	PLB	PQF	PRF	PPV	PFT	PYB
Orange Valor Trim	ZCG	PXY	ZAS	ZBG	ZAF	ZAZ	ZAE	PZZ	PXB	ZCI	PXS	PZF
Atomic Green Trim	ZCH	PWT	ZAO	ZAQ	ZAP	ZAK	ZAJ	ZAH	PWW	ZBA	PXQ	PZT

All EPIQ Series units are available in 12 standard colors and 7 trim colors. Add suffix to base stock number for special colors.

EPIQ SERIES: TOP CHESTS



KECN602A0PB0



KECN682A0PC

KECN602A0 Series Top Chest

Cubic Inches (cm ³)	Square Inches (cm ²)	Net Weight, lb (kg)	Shipping Weight, lb (kg)	
28,330 (464,245)	8,400 (54,193)	525 (238)	605 (274)	
	Drawers	Width, inches (mm)	Depth, inches (mm)	Height, inches (mm)
Specifications	10	60 (1,524)	30 (762)	27-1/2 (699)
Drawers	2	19-5/8 (498)	26-7/8 (683)	1-11/16 (43)
	3	19-5/8 (498)	27-15/16 (710)	3-15/16 (100)
	2	30-1/16 (764)	26-7/8 (683)	1-11/16 (43)
	3	30-1/16 (764)	27-15/16 (710)	3-15/16 (100)
Top Compartment	1	54 (1,372)	27-15/16 (710)	4-7/8 (124)

Remote lock not available.

KECN682A0 Series Top Chest

Cubic Inches (cm ³)	Square Inches (cm ²)	Net Weight, lb (kg)	Shipping Weight, lb (kg)	
32,741 (536,528)	9,721 (62,716)	600 (272)	685 (311)	
	Drawers	Width, inches (mm)	Depth, inches (mm)	Height, inches (mm)
Specifications	10	68 (1,727)	30 (762)	27-1/2 (699)
Drawers	2	19-5/8 (498)	26-7/8 (683)	1-11/16 (43)
	3	19-5/8 (498)	27-15/16 (710)	3-15/16 (100)
	2	30-1/16 (764)	26-7/8 (683)	1-11/16 (43)
	3	30-1/16 (764)	27-15/16 (710)	3-15/16 (100)
Top Compartment	1	62 (1,575)	27-15/16 (710)	4-7/8 (124)

Remote lock not available.



KECN842A0PCM



KECN843A0PJJ

KECN842A0 Series Top Chest

Cubic Inches (cm ³)	Square Inches (cm ²)	Net Weight, lb (kg)	Shipping Weight, lb (kg)	
40,996 (671,804)	12,362 (79,754)	750 (340)	850 (386)	
	Drawers	Width, inches (mm)	Depth, inches (mm)	Height, inches (mm)
Specifications	10	84 (2,134)	30 (762)	27-1/2 (699)
Drawers	2	54-1/16 (1,373)	26-7/8 (683)	1-11/16 (43)
	3	54-1/16 (1,373)	27-15/16 (710)	3-15/16 (100)
	2	19-5/8 (498)	26-7/8 (683)	1-11/16 (43)
	3	19-5/8 (498)	27-15/16 (710)	3-15/16 (100)
Top Compartment	1	80 (2,032)	27-15/16 (710)	4-7/8 (124)

Remote lock not available.

KECN843A0 Series Top Chest


Cubic Inches (cm ³)	Square Inches (cm ²)	Net Weight, lb (kg)	Shipping Weight, lb (kg)	
39,722 (650,926)	11,760 (75,870)	750 (340)	850 (386)	
	Drawers	Width, inches (mm)	Depth, inches (mm)	Height, inches (mm)
Specifications	15	84 (2,134)	30 (762)	27-1/2 (699)
Drawers	4	19-5/8 (498)	26-7/8 (683)	1-11/16 (43)
	6	19-5/8 (498)	27-15/16 (710)	3-15/16 (100)
	2	30-1/16 (764)	26-7/8 (683)	1-11/16 (43)
	3	30-1/16 (764)	27-15/16 (710)	3-15/16 (100)
Top Compartment	1	80 (2,032)	27-15/16 (710)	4-7/8 (124)

Remote lock not available.



- Do not open multiple drawers
- Images may be shown without actual warning labels
- Read safety precautions on pages W1 to W4

EPIQ SERIES: DRAWER SECTIONS



KESN602A0PES



KESN682A0PJK

KESE602A0*/KESN602A0 Series Drawer Sections

Cubic Inches (cm ³)	Square Inches (cm ²)	Net Weight, lb (kg)	Shipping Weight, lb (kg)	
26,370 (431,941)	8,223 (53,038)	525 (238)	605 (274)	
	Drawers	Width, inches (mm)	Depth, inches (mm)	Height, inches (mm)
Specifications	12	60 (1,524)	30 (762)	27-1/2 (699)
Drawers	2	19-5/8 (498)	26-7/8 (683)	1-11/16 (43)
	4	19-5/8 (498)	27-15/16 (710)	3-15/16 (100)
	2	30-1/16 (764)	26-7/8 (683)	1-11/16 (43)
	4	30-1/16 (764)	27-15/16 (710)	3-15/16 (100)

ECKO *Remote Lock Series

KESE682A0*/KESN682A0 Series Drawer Sections

Cubic Inches (cm ³)	Square Inches (cm ²)	Net Weight, lb (kg)	Shipping Weight, lb (kg)	
30,616 (501,490)	9,547 (61,578)	600 (272)	685 (311)	
	Drawers	Width, inches (mm)	Depth, inches (mm)	Height, inches (mm)
Specifications	12	68 (1,727)	30 (762)	27-1/2 (699)
Drawers	2	19-5/8 (498)	26-7/8 (683)	1-11/16 (43)
	4	19-5/8 (498)	27-15/16 (710)	3-15/16 (100)
	2	38-1/16 (967)	26-7/8 (683)	1-11/16 (43)
	4	38-1/16 (967)	27-15/16 (710)	3-15/16 (100)

ECKO *Remote Lock Series



KESN842A0PU



KESN843A0PDG

KESE842A0*/KESN842A0 Series Drawer Sections

Cubic Inches (cm ³)	Square Inches (cm ²)	Net Weight, lb (kg)	Shipping Weight, lb (kg)	
38,352 (628,206)	12,195 (78,658)	750 (340)	850 (386)	
	Drawers	Width, inches (mm)	Depth, inches (mm)	Height, inches (mm)
Specifications	12	84 (2,032)	30 (762)	27-1/2 (699)
Drawers	2	19-5/8 (498)	26-7/8 (683)	1-11/16 (43)
	4	19-5/8 (498)	27-15/16 (710)	3-15/16 (100)
	2	54-1/16 (1,373)	26-7/8 (683)	1-11/16 (43)
	4	54-1/16 (1,373)	27-15/16 (710)	3-15/16 (100)

ECKO *Remote Lock Series

KESE843A0*/KESN843A0 Series Drawer Sections

Cubic Inches (cm ³)	Square Inches (cm ²)	Net Weight, lb (kg)	Shipping Weight, lb (kg)	
36,785 (602,538)	11,471 (73,988)	750 (340)	850 (386)	
	Drawers	Width, inches (mm)	Depth, inches (mm)	Height, inches (mm)
Specifications	18	84 (2,032)	30 (762)	27-1/2 (699)
Drawers	4	19-5/8 (498)	26-7/8 (683)	1-11/16 (43)
	8	19-5/8 (498)	27-15/16 (710)	3-15/16 (100)
	2	30-1/16 (764)	26-7/8 (683)	1-11/16 (43)
	4	30-1/16 (764)	27-15/16 (710)	3-15/16 (100)

ECKO *Remote Lock Series

Colors Available



Trim	Red	Gloss Black	Royal Blue	Ultra Yellow	Electric Orange	Extreme Green	Arctic Silver	Midnight Blue	Flat Black	Candy Apple Red	White	Storm Gray
Bright Trim	PBO	PC	PCM	PES	PJK	PJJ	PKS	PDG	PRA	PJH	PU	PRJ
Black Trim	PN	PFI	PET	PDO	PKH	PKG	PLE	PQD	POT	PPS	PDC	PWZ
Titanium Trim	PUT	PUU	PUW	PUZ	PVB	PVE	PVD	PVF	PUS	PVA	PVC	PXF
Blue Trim	PQG	PLS	PME	PPR	PPX	PQA	PLC	PQE	PRK	PPU	PMP	PYC
Red Trim	PMS	PLU	PPG	PLR	PPY	PQB	PLB	PQF	PRF	PPV	PFT	PYB
Orange Valor Trim	ZCG	PXY	ZAS	ZBG	ZAF	ZAZ	ZAE	PZZ	PXB	ZCI	PXS	PZF
Atomic Green Trim	ZCH	PWT	ZAO	ZAQ	ZAP	ZAK	ZAJ	ZAH	PWW	ZBA	PXQ	PZT

All EPIQ Series units are available in 12 standard colors and 7 trim colors. Add suffix to base stock number for special colors.

EPIQ SERIES: WORKCENTERS

EPIQ Series WorkCenters – Require stainless steel, bed liner or butcher block work surface to use.

	Overall			Inside			Square Inches (cm ²)	Cubic Inches (cm ³)	Weight Net/Ship, lb (kg)
	Width, inches (mm)	Depth, inches (mm)	Height, inches (mm)	Width, inches (mm)	Depth, inches (mm)	Height, inches (mm)			
KEWE840A0* KEWN840CO	84 (2,134)	30 (762)	25-1/2 (648)	80-9/16 (2,046)	26-5/8 (676)	25 (635)	5,130 (33,090)	38,924 (657,575)	355 (161) 410 (186)
KEWE760A0* KEWN760CO	76 (1,930)	30 (762)	25-1/2 (648)	72-9/16 (1,843)	26-5/8 (676)	25 (635)	4,717 (30,424)	35,060 (574,283)	325 (147) 375 (170)
KEWE680A0* KEWN680CO	68 (1,727)	30 (762)	25-1/2 (648)	64-9/16 (1,640)	26-5/8 (676)	25 (635)	4,303 (27,757)	31,196 (510,991)	300 (136) 345 (156)
KEWE600A0* KEWN600CO	60 (1,524)	30 (762)	25-1/2 (648)	56-9/16 (1,437)	26-5/8 (676)	25 (635)	3,890 (25,091)	27,332 (447,698)	275 (125) 315 (143)

ECKO *Remote Lock Series



KEWN840COPBO

EPIQ SERIES: OVERHEAD CABINETS

Bulk Overhead Cabinets

	Overall			Inside			Square Inches (cm ²)	Cubic Inches (cm ³)	Weight Net/Ship, lb (kg)
	Width, inches (mm)	Depth, inches (mm)	Height, inches (mm)	Width, inches (mm)	Depth, inches (mm)	Height, inches (mm)			
KEHE840A0* KEHN840BO	84 (2,134)	30 (762)	20-7/8 (530)	80-1/4 (2,038)	28-3/16 (716)	13-5/8 (346)	2,263 (14,595)	30,888 (505,945)	320 (145) 368 (167)
KEHE760A0* KEHN760BO	76 (1,930)	30 (762)	20-7/8 (530)	72-1/4 (1,835)	28-3/16 (716)	13-5/8 (346)	2,037 (13,141)	27,811 (455,539)	300 (136) 348 (158)
KEHE680A0* KEHN680CO	68 (1,727)	30 (762)	20-7/8 (530)	64-1/4 (1,632)	28-3/16 (716)	13-5/8 (346)	1,812 (11,687)	24,733 (405,134)	275 (125) 318 (144)
KEHE600A0* KEHN600BO	60 (1,524)	30 (762)	20-7/8 (530)	56-1/4 (1,429)	28-3/16 (716)	13-5/8 (346)	1,587 (10,233)	21,656 (354,728)	260 (118) 298 (135)
KEHE300A0* KEHN300AO	30 (762)	30 (762)	20-7/8 (530)	26-5/8 (660)	28-3/16 (716)	13-5/8 (346)	733-45/64 (4,733)	13,010 (213,195)	130 (59) 168 (76)

ECKO *Remote Lock Series



KEHN300AOPBO

EPIQ SERIES: LOCKERS

KELN301C Side Locker Cabinet/KELE301B* Remote Lock

Require attachment to an EPIQ Roll Cab or side cabinet.
Cannot be used as a standalone unit.

Cubic Inches (cm ³)	Square Inches (cm ²)	Load Capacity, lb (kg)	Net Weight, lb (kg)
32,835 (537,837)	4,310 (27,800)	4,000 (1,814)	467 (212)
	Drawers	Width, inches (mm)	Depth, inches (mm)
Specifications	6/1	30 (762)	30 (762)
Pullout Bin	2	24-1/8 (613)	23-3/8 (594)
Pullout Bin	4	24-1/8 (613)	26-5/8 (676)
Stationary Shelf	1	25-1/2 (648)	24 (610)
Can Racks	2	17-7/8 (454)	3-3/16 (81)

ECKO *Remote Lock Series

KELN301CL – Left-side locker

KELN301CR – Right-side locker

KELE301BL – Remote lock left-side locker

KELE301BR – Remote lock right-side locker



KELN301CLPBO



- Do not open multiple drawers
- Images may be shown without actual warning labels
- Read safety precautions on pages W1 to W4

EPIQ SERIES: LOCKERS



KELP301BRPBO

(power tools and chargers not included)

KELP301B Power Locker/KELR301B* Remote Lock

Require attachment to an EPIQ Roll Cab or side cabinet. Cannot be used as a standalone unit.

Cubic Inches (cm ³)	Square Inches (cm ²)	Load Capacity, lb (kg)	Net Weight, lb (kg)
32,835 (537,837)	4,310 (27,800)	4,000 (1,814)	467 (212)
	Drawers	Width, inches (mm)	Depth, inches (mm)
Specifications	6/1	30 (762)	30 (762)
Pullout Bin	1	24-1/8 (613)	23-3/8 (594)
Pullout Bin	4	24-1/8 (613)	26-5/8 (676)
Stationary Shelf	1	25-1/2 (648)	24 (610)

ECKO *Remote Lock Series

- KELP301BL** – Left-side locker
- KELP301BR** – Right-side locker
- KELR301BL** – Remote lock left-side locker
- KELR301BR** – Remote lock right-side locker

EPIQ SERIES: END CABINETS



KEBN301BRPBO

KEBN301B EPIQ Series Bulk End Cabinet

Require attachment to an EPIQ Roll Cab or side cabinet. Cannot be used as a standalone unit.

Cubic Inches (cm ³)	Square Inches (cm ²)	Load Capacity, lb (kg)	Weight Net/Ship, lb (kg)
17,260 (282,719)	2,461 (15,873)	4,000 (1,814)	390 (177) 440 (200)
	Drawers	Width, inches (mm)	Depth, inches (mm)
Specifications	3/1	30 (762)	30 (762)
Pullout Bin	1	24-1/8 (613)	23-3/8 (594)
Pullout Bin	2	24-1/8 (613)	26-5/8 (676)
Stationary Shelf	1	25-1/2 (648)	24 (610)
Can Racks	2	17-7/8 (454)	3-3/16 (81)

Remote lock not available.

- KEBN301BL** – Left-side bulk end cabinet
- KEBN301BR** – Right-side bulk end cabinet
- ECKO KEBE301AL** – ECKO lock left-side power bulk end cabinet
- ECKO KEBE301AR** – ECKO lock right-side power bulk end cabinet



KEBP301ALPBO

(power tools and phone shown not included)

KEBP301 EPIQ Series Power Bulk End Cabinets

Require attachment to an EPIQ Roll Cab or side cabinet. Cannot be used as a standalone unit..

Cubic Inches (cm ³)	Square Inches (cm ²)	Load Capacity, lb (kg)	Weight Net/Ship, lb (kg)
18,150 (297,425)	2,459 (15,864)	4,000 (1,814)	390 (177) 450 (204)
	Drawers	Width, inches (mm)	Depth, inches (mm)
Specifications	3	30 (762)	30 (762)
PowerDrawer	1	24-1/8 (613)	26-5/8 (676)
Pullout Bin	4	24-1/8 (613)	26-5/8 (676)
Stationary Shelf	—	—	—
Can Racks	—	—	—

Remote lock not available.

- KEBP301AL** – Left-side
- KEBP301AR** – Right-side

Colors Available



Trim	Red	Gloss Black	Royal Blue	Ultra Yellow	Electric Orange	Extreme Green	Arctic Silver	Midnight Blue	Flat Black	Candy Apple Red	White	Storm Gray
Bright Trim	PBO	PC	PCM	PES	PKJ	PJJ	PKS	PDG	PRA	PJH	PU	PRJ
Black Trim	PN	PFI	PET	PDO	PKH	PKG	PLE	PQD	POT	PPS	PDC	PWZ
Titanium Trim	PUT	PUU	PUW	PUZ	PVB	PVE	PVD	PVF	PUS	PVA	PVC	PXF
Blue Trim	PQG	PLS	PME	PPR	PPX	PQA	PLC	PQE	PRK	PPU	PMP	PYC
Red Trim	PMS	PLU	PPG	PLR	PPY	PQB	PLB	PQF	PRF	PPV	PFT	PYB
Orange Valor Trim	ZCG	PXY	ZAS	ZBG	ZAF	ZAZ	ZAE	PZZ	PXB	ZCI	PXS	PZF
Atomic Green Trim	ZCH	PWT	ZAO	ZAQ	ZAP	ZAK	ZAJ	ZAH	PWW	ZBA	PXQ	PZT

All EPIQ Series units are available in 12 standard colors and 7 trim colors. Add suffix to base stock number for special colors.

MASTERS

OUR LEGENDARY QUALITY IS EVIDENT THROUGHOUT EVERY MASTERS SERIES ROLL CAB, FROM THE BALL BEARING DRAWER SLIDES TO THE CHEMICAL RESISTANT POWDER COAT PAINT. AND ENDLESS CONFIGURATIONS, ORGANIZATION OPTIONS AND ADD-ONS MEANS IT CAN EVOLVE AS YOUR CAREER AND TOOL COLLECTION DO TOO.

PERFECT FOR A MASTER TECH. AND THOSE WHO ASPIRE TO BE ONE.

Features like heavy-duty 6" ISO-Ride+™ casters, extra-wide drawers, high quality locking components, SpeedDrawer and the PowerDrawer with USB ports option make a Masters Series roll cab the ideal choice for performance, peace of mind and maximum productivity.

MASTERS SERIES: QUICK REFERENCE CHART



KRL1032FPBO



KRL1033DPCM



KRL1023DPC



KTL1023APB0



KRL7023DPJJ

Roll Cabs	Specifications	KRL1032F	KRL1033D	KRL1023D	KTL1023A	KRL7023D
Capacity	Approx. Cubic Inches (cm ³)	46,425 (760,769)	44,761 (733,501)	44,260 (725,291)	45,242 (741,384)	37,812 (619,628)
	Approx. Square Inches (cm ²)	12,251 (79,038)	12,925 (83,387)	13,111 (84,587)	11,605 (74,871)	11,499 (74,187)
	Load Capacity, lb (kg)	6,800 (3,084)	6,800 (3,084)	6,800 (3,084)	6,800 (3,084)	6,800 (3,084)
Footprint	Width, inches (mm)	72-7/8 (1,851)	72-7/8 (1,851)	72-7/8 (000)	72-7/8 (1,851)	72-7/8 (1,851)
	Depth, inches (mm)	29-1/8 (740)	29-1/8 (740)	29-1/8 (740)	29-1/8 (739.7)	29-1/8 (740)
	Height, inches (mm)	45-7/8 (1,165)	45-7/8 (1,165)	45-7/8 (1,165)	45-7/8 (1,165)	41-3/8 (1,051)
Drawers	Drawer Banks	2	3	3	3	3
	Drawer Count	12	19	22	18	19
	Widest Drawer, inches (mm) [qty]	69 (1,753) [2]	69 (1,753) [2]	50 (1,270) [2]	50 (1,220) [3]	50 (1,270) [2]
	Slides, lb (kg) (ball bearing) (per pair)	227 (103)	227 (103)	227 (103)	227 (103)	227 (103)
	Double Slide (included)	Yes (5)	Yes (2)	Yes (2)	Yes (2)	Yes (2)
Extras	Work Surface	Non-directional Rubber	Non-directional Rubber	Non-directional Rubber	Non-directional Rubber	Non-directional Rubber
	Writing Surface (qty)	Yes (1)	Yes (1)	Yes (1)	Yes (1)	Yes (1)
	Third Caster Set Option	Yes	Yes	Yes	Yes	Yes
Weight	Net Weight, lb (kg)	892 (405)	892 (405)	892 (405)	892 (405)	785 (356)
	Shipping Weight, lb (kg)	1,006 (456)	1,006 (456)	1,006 (456)	1,006 (456)	893 (405)
Optional Add-ons	Top Chest	KRL1232	KRL1203B	KRL1203B	KRL1203B	KRL1203B
	Side Cab	KRL1011A KRL1015B	KRL1011A KRL1015B	KRL1011A KRL1015B	KRL1011A KRL1015B	KRL7011A KRL7015B
	Locker	KRL1012B KRL1018	KRL1012B KRL1018	KRL1012B KRL1018	KRL1012B KRL1018	KRL7012A KRL7018
	WorkCenter/Riser with Door	KRL1072	KRL1072	KRL1072	KRL1072	KRL1072
	Overhead	KRL7245A	KRL7245A	KRL7245A	KRL7245A	KRL7245A
	Stainless Steel Top	KWSN2973AST	KWSN2973AST	KWSN2973AST	KWSN2973AST	KWSN2973AST
	Hardwood Top	KRWT7003B	KRWT7003B	KRWT7003B	KRWT7003B	KRWT7003B
	Bed Liner Top	KWSN2973ABL	KWSN2973ABL	KWSN2973ABL	KWSN2973ABL	KWSN2973ABL
	Stainless Steel PowerTop™ with USB	KWSP2973AST	KWSP2973AST	KWSP2973AST	KWSP2973AST	KWSP2973AST
	Bed Liner PowerTop™ with USB	KWSP2973ABL	KWSP2973ABL	KWSP2973ABL	KWSP2973ABL	KWSP2973ABL

Images may be shown without actual warning labels.

Colors Available



	Red	Gloss Black	Royal Blue	Ultra Yellow	Electric Orange	Extreme Green	Arctic Silver	Midnight Blue	Flat Black	Candy Apple Red	White	Storm Gray
Bright Trim	PBO	PC	PCM	PES	PKJ	PJJ	PKS	PDG	PRA	PJH	PU	PRJ
Black Trim	PN	PFI	PET	PDO	PKH	PKG	PLE	PQD	POT	PPS	PDC	PWZ
Titanium Trim	PUT	PUU	PUW	PUZ	PVB	PVE	PVD	PVF	PUS	PVA	PVC	PXF
Blue Trim	PQG	PLS	PME	PPR	PPX	PQA	PLC	PQE	PRK	PPU	PMP	PYC
Red Trim	PMS	PLU	PPG	PLR	PPY	PQB	PLB	PQF	PRF	PPV	PFT	PYB
Orange Valor Trim	ZCG	PXY	ZAS	ZBG	ZAF	ZAZ	ZAE	PZZ	PXB	ZCI	PXS	PZF
Atomic Green Trim	ZCH	PWT	ZAO	ZAQ	ZAP	ZAK	ZAJ	ZAH	PWW	ZBA	PXQ	PZT

All Masters Series units are available in 12 standard colors and 7 trim colors. Add suffix to base stock number for special colors.

Please see your Franchisee for blackout color options.

1 = Stainless steel work surface (P model) and stainless steel fenders (P and T models)
7 = Bed liner work surface (P model) and bed liner fenders (P and T models)

MASTERS SERIES: QUICK REFERENCE CHART



KRL1022DPDG



KTL1022APWZ



KTL7023APES



KMP1163PC
Masters Series Roll Cab with
PowerDrawer and SpeedDrawer



KMP1022PJK
Masters Series Roll Cab with
PowerDrawer and SpeedDrawer

KRL1022D	KTL1022A	KTL7023A	KMP1163	KMP1022
33,735 (552,818)	34,573 (566,550)	38,916 (637,719)	45,665 (748,315)	34,136 (559,388)
9,563 (61,697)	8,452 (54,529)	9,993 (64,471)	9,457 (61,013)	8,774 (143,780)
6,800 (3,084)	6,800 (3,084)	6,800 (3,084)	6,800 (3,084)	6,800 (3,084)
54-1/4 (1,378)	54-1/2 (1,378)	72-7/8 (1,851)	72-7/8 (1,851)	54-1/4 (1,378)
29-1/8 (740)	29 (736)	29-1/8 (740)	29-1/8 (739.7)	29-1/8 (740)
45-7/8 (1,165)	45-7/8 (1,165)	41-1/4 (1,124)	45-7/8 (1,165)	45-7/8 (1,165)
2	2	3	3	2
13	10	15	15	11
50 (1,270) [2]	50 (1,270) [3]	49-1/8 (3)	69 (2)	50 (2)
227 (103)	227 (103)	227 (103)	227 (103)	227 (103)
Yes (2)	Yes (2)	Yes (2)	Yes (2)	Yes (2)
Non-directional Rubber	Non-directional Rubber	Non-directional Rubber	Non-directional Rubber	Non-directional Rubber
Yes (1)	Yes (1)	Yes (1)	Yes (1)	Yes (1)
No	No	Yes	No	No
632 (287)	669 (303)	930 (421)	892 (405)	632 (287)
720 (326)	757 (343)	893 (405)	1,006 (456)	720 (326)
KRL1201A	KRL1201A	KRL1203B	KRL1203B	KRL1201A
KRL1011A KRL1015B	KRL1011A KRL1015B	KRL7011A KRL7015B	KRL7011A KRL7015B	KRL1011A KRL1015B
KRL1012B KRL1018	KRL1012A KRL1018	KRL7012A KRL7018	KRL1012A KRL1018	KRL1012A KRL1018
KRL1054	KRL1054	KRL1072	KRL1072	KRL1054
KRL5445A	KRL5445A	KRL7245A	KRL7245A	KRL5445A
KWSN2954AST	KWSN2954AST	KWSN2973AST	KWSN2973AST	KWSN2954AST
KRWT7002A	KRWT7002A	KRWT7003B	KRWT7003B	KRWT7002A
KWSN2954ABL	KWSN2954ABL	KWSN2973ABL	KWSN2973ABL	KWSN2954ABL
KWSP2954AST	KWSP2954AST	KWSP2973AST	KWSP2973AST	KWSP2954AST
KWSP2954ABL	KWSP2954ABL	KWSP2973ABL	KWSP2973ABL	KWSP2954ABL

Images may be shown without actual warning labels.



- Do not open multiple drawers
- Images may be shown without actual warning labels
- Read safety precautions on pages W1 to W4

MASTERS SERIES: QUICK REFERENCE CHART



KRL7022DPKS



KRL722BPBO



KRL1056CPU



KRL756PCM

Roll Cabs	Specifications	KRL7022D	KRL722B	KRL1056C	KRL756C
Capacity	Approx. Cubic Inches (cm ³)	32,160 (527,008)	23,251 (381,000)	22,356 (366,350)	15,506 (254,100)
	Approx. Square Inches (cm ²)	8,341 (53,813)	6,770 (43,677)	6,585 (42,484)	4,677 (30,174)
	Load Capacity, lb (kg)	6,800 (3,084)	3,600 (1,633)	3,600 (1,633)	3,600 (1,633)
Footprint	Width, inches (mm)	54-1/4 (1,378)	54-1/4 (1,378)	35-5/8 (892)	35-5/8 (892)
	Depth, inches (mm)	29-1/8 (740)	24 (610)	29-1/8 (740)	24 (610)
	Height, inches (mm)	41-3/8 (1,051)	39-7/8 (1,013)	44-1/4 (1,124)	39-7/8 (1,013)
Drawers	Drawer Banks	2	2	1	1
	Drawer Count	11	11	8	7
	Widest Drawer, inches (mm) [qty]	50 (1,270) [2]	50 (1,270) [2]	34 (864)	34 (864)
	Slides, lb (kg) (ball bearing) (per pair)	227 (103)	261 (118)	227 (103)	261 (118)
	Double Slide (included)	Yes (2)	Yes (2)	Yes (1)	Yes (1)
Extras	Work Surface	Non-directional Rubber	Non-directional Rubber	Non-directional Rubber	Non-directional Rubber
	Writing Surface (qty)	Yes (1)	Yes (1)	No	No
	Third Caster Set Option	No	No	No	No
Weight	Net Weight, lb (kg)	562 (255)	489 (222)	396 (180)	306 (139)
	Shipping Weight, lb (kg)	645 (292)	548 (248)	450 (204)	361 (164)
Optional Add-ons	Top Chest	KRL1201A	KRL791A	KRL1251	KRL751
	Side Cab	KRL7011A KRL7015B	KRL711A KRL715B	—	KRL711A KRL715B
	Locker	KRL7012A KRL7018	KRL712B	KRL1012B KRL1018	—
	Workcenter/Riser with Door	KRL1054	KRA2454	—	—
	Overhead	KRL5445A	KRWL5435	—	—
	Stainless Steel Top	KWSN2954AST	KWSN722AST	KRSST7001	KRSST756
	Hardwood Top	KRWT7002A	KRWT761B	KRWT7001A	KRWT756A
	Bed Liner Top	KWSN2954ABL	KWSN722ABL	—	KRBLT756
	Stainless Steel PowerTop™	KWSP2954AST	KWSP722AST	—	—
	Bed Liner PowerTop™	KWSP2954ABL	KWSP722ABL	—	—

Images may be shown without actual warning labels.

Colors Available



	Red	Gloss Black	Royal Blue	Ultra Yellow	Electric Orange	Extreme Green	Arctic Silver	Midnight Blue	Flat Black	Candy Apple Red	White	Storm Gray
Bright Trim	PBO	PC	PCM	PES	PJK	PJJ	PKS	PDG	PRA	PJH	PU	PRJ
Black Trim	PN	PFI	PET	PDO	PKH	PKG	PLE	PQD	POT	PPS	PDC	PWZ
Titanium Trim	PUT	PUU	PUW	PUZ	PVB	PVE	PVD	PVF	PUS	PVA	PVC	PFX
Blue Trim	PQG	PLS	PME	PPR	PPX	PQA	PLC	PQE	PRK	PPU	PMP	PYC
Red Trim	PMS	PLU	PPG	PLR	PPY	PQB	PLB	PQF	PRF	PPV	PFT	PYB
Orange Valor Trim	ZCG	PXY	ZAS	ZBG	ZAF	ZAZ	ZAE	PZZ	PXB	ZCI	PXS	PZF
Atomic Green Trim	ZCH	PWT	ZAO	ZAQ	ZAP	ZAK	ZAJ	ZAH	PWW	ZBA	PXQ	PZT

All Masters Series units are available in 12 standard colors and 7 trim colors. Add suffix to base stock number for special colors.

Please see your Franchisee for blackout color options.

1 = Stainless steel work surface (P model) and stainless steel fenders (P and T models)
7 = Bed liner work surface (P model) and bed liner fenders (P and T models)

MASTERS SERIES: TOOL UTILITY VEHICLES (TUV)



KRP1022CPMP1

KRP1022C Series TUV

Cubic Inches (cm ³)	Square Inches (cm ²)	Net Weight, lb (kg)	Load Capacity, lb (kg)	
98,413 (1,612,005)	16,868 (108,799)	1,582 (718)	6,000 (2,722)	
	Drawers	Width, inches (mm)	Depth, inches (mm)	Height, inches (mm)
Specifications	17	106 (2,692)	29-7/8 (759) 35 for tires (889)	70 (1,778)
Drawers	3	14-5/8 (371)	26-15/16 (684)	1-11/16 (43)
	1	14-5/8 (371)	26-15/16 (684)	4 (102)
	1	14-5/8 (371)	26-15/16 (684)	10-5/8 (270)
	3	30-1/2 (775)	26-15/16 (684)	1-11/16 (43)
	2	30-1/2 (775)	26-15/16 (684)	4 (102)
	1	30-1/2 (775)	26-15/16 (684)	6-3/16 (157)
	1	49-1/8 (1,248)	26-15/16 (684)	4-7/8 (124)
	1	49-1/8 (1,248)	26-15/16 (684)	2-11/16 (68)
Locker Drawers	4	19-7/16 (494)	25-1/8 (638)	4 (102)
Locker Shelves	4	21-1/16 (535)	22-3/4 (578)	Adjustable
Can Tray	1	17-7/8 (454)	3-1/8 (79)	4 (102)
Workcenter	Dimensions	52-3/4 (1,340)	23-3/4 (603)	23 (584)

Includes (1) KAS12PV shelf and (1) writing surface.

Optional Add-ons

Locker	2 Included
Workcenter Riser	KRL1054 Included
Hardwood Top	KRWT7002A Option
Stainless Steel Top	KRSST1001B Included
Protective Cover (roll cab)	KACP1022 Option
Overhead	KRL5445A Option



- Do not open multiple drawers
- Images may be shown without actual warning labels
- Read safety precautions on pages W1 to W4

MASTERS SERIES: TOOL UTILITY VEHICLE (TUV)



KTP1022ABKG7

KTP1022A Series TUV

Cubic Inches (cm ³)	Square Inches (cm ²)	Net Weight, lb (kg)	Load Capacity, lb (kg)	
99,252 (1,626,449)	15,757 (101,658)	1,582 (718)	6,000 (2,722)	
	Drawers	Width, inches (mm)	Depth, inches (mm)	Height, inches (mm)
Specifications	14	106 (2,692)	29-7/8 (759) 35 for tires (889)	70 (1,778)
Drawers	1	14-5/8 (371)	26-15/16 (684)	1-11/16 (43)
	1	14-5/8 (371)	26-15/16 (684)	4 (102)
	1	14-5/8 (371)	26-15/16 (684)	10-5/8 (270)
	1	30-1/2 (775)	26-15/16 (684)	1-11/16 (43)
	2	30-1/2 (775)	26-15/16 (684)	4 (102)
	1	30-1/2 (775)	26-15/16 (684)	6-3/16 (157)
	1	49-1/8 (1,248)	26-15/16 (684)	2-11/16 (68)
	1	49-1/8 (1,248)	26-15/16 (684)	4-7/8 (124)
	1	49-1/8 (1,248)	26-15/16 (684)	3-13/16 (97)
Locker Drawers	4	19-7/16 (494)	25-1/8 (638)	4 (102)
Locker Shelves	4	21-1/6 (535)	22-3/4 (578)	Adjustable
Can Tray	1	17-7/8 (454)	3-1/8 (79)	2 (102)

Optional accessories not included.

Colors Available



	Red	Gloss Black	Royal Blue	Ultra Yellow	Electric Orange	Extreme Green	Arctic Silver	Midnight Blue	Flat Black	Candy Apple Red	White	Storm Gray
Bright Trim	PBO	PC	PCM	PES	PJK	PJJ	PKS	PDG	PRA	PJH	PU	PRJ
Black Trim	PN	PFI	PET	PDO	PKH	PKG	PLE	PQD	POT	PPS	PDC	PWZ
Titanium Trim	PUT	PUU	PUW	PUZ	PVB	PVE	PVD	PVF	PUS	PVA	PVC	PXF
Blue Trim	PQG	PLS	PME	PPR	PPX	PQA	PLC	PQE	PRK	PPU	PMP	PYC
Red Trim	PMS	PLU	PPG	PLR	PPY	PQB	PLB	PQF	PRF	PPV	PFT	PYB
Orange Valor Trim	ZCG	PXY	ZAS	ZHG	ZAF	ZAZ	ZAE	PZZ	PXB	ZCJ	PXS	PZF
Atomic Green Trim	ZCH	PWT	ZAO	ZAQ	ZAP	ZAK	ZAJ	ZAH	PWW	ZBA	PXQ	PZT

All Masters Series units are available in 12 standard colors and 7 trim colors. Add suffix to base stock number for special colors.

1 = Stainless steel work surface (P model) and stainless steel fenders (P and T models)
7 = Bed liner work surface (P model) and bed liner fenders (P and T models)



KP1023JS



KRP/KRT Series Chassis Accessories

Stock No.	Description	Application
PITJ051BLT	Bed Liner Fender	Fits all Snap-on® TUV units
KATUVGRILL	Stainless Steel Front Grill	Fits all Snap-on® TUV units
PIT2J051SST	Stainless Steel Fender	Fits all Snap-on® TUV units
KATUVBUMPER	Stainless Steel Back Bumper	Fits all Snap-on® TUV units
KP1023JS	Jack Stand	Fits all Snap-on® TUV units
KATUVBAR54	Stainless Steel Side Bar	54" Step Bar Fits KRP1022/KRT1022 and KRLR1022 Series of TUV Units
KATUVBAR54BL	Gloss Black Side Bar	54" Step Bar Fits KRP1022, KRT1022 and KRLR1022 Series of TUV Units
KATUVBAR72	Stainless Steel Side Bar	72" Step Bar Fits KRP1023/KRT1023 and KRP1032/KRT1032 Series of TUV Units
KATUVBAR72BL	Gloss Black Side Bar	72" Step Bar Fits KRP1023, KRT1023, KTP1023, KRP1032, KRT 1032, KRP1033 and KRT1033 Series of TUV Units

KRP/KRT Series Covers

Red Stock No.	Black Stock No.	Black with Extreme Green S Logo	Description
KACP1022	KACP1022PC	KACP1022EGS	Cover for KRP1022/KRT1022/KTP1022 TUV Units
KACP1023	KACP1023PC	—	Cover for KRP1023/KRT1023/ KRP1032/KTP1032 TUV Units



- Do not open multiple drawers
- Images may be shown without actual warning labels
- Read safety precautions on pages W1 to W4

MASTERS SERIES: ROLL CABS



KRL1032FPBO
72" 12-Drawer Double Bank
Masters Series Roll Cab



KRL1033DPCM
72" 19-Drawer Triple Bank
Masters Series Roll Cab



KRL1023DBDC7
72" 22-Drawer Triple-Bank
Masters Series Bed Liner Top Roll Cab

Masters Series Roll Cab Drawer Sizes

Width		Depth		Height		KRL1032F	KRL1033D	KRL1023D
inches	mm	inches	mm	inches	mm	Drawers	Drawers	Drawers
14-5/8	371	26-15/16	684	1-11/16	43	3	6	8
14-5/8	371	26-15/16	684	4	102	1	3	4
14-5/8	371	26-15/16	684	6-3/16	157	—	1	1
14-5/8	371	26-15/16	684	10-5/8	270	1	1	1
14-5/8	371	26-15/16	684	12-13/16	326	—	—	—
30-1/2	775	26-15/16	684	1-11/16	43	—	3	3
30-1/2	775	26-15/16	684	4	102	—	2	2
30-1/2	775	26-15/16	684	6-3/16	157	—	1	1
49-1/8	1,248	26-15/16	684	1-9/16	40	1	—	—
49-1/8	1,248	26-15/16	684	3-13/16	97	3	—	—
49-1/8	1,248	26-15/16	684	6	152	1	—	—
49-1/8	1,248	26-15/16	684	2-11/16	68	—	—	1
49-1/8	1,248	26-15/16	684	4-7/8	124	—	—	1
49-1/8	1,248	26-15/16	684	3-13/16	81	—	—	—
67-1/8	1,705	26-15/16	684	2-11/16	68	1	1	—
67-1/8	1,705	26-15/16	684	4-7/8	124	1	1	—
Total Drawer Count						12	19	22

Images may be shown without actual warning labels.

Colors Available



	Red	Gloss Black	Royal Blue	Ultra Yellow	Electric Orange	Extreme Green	Arctic Silver	Midnight Blue	Flat Black	Candy Apple Red	White	Storm Gray
Bright Trim	PBO	PC	PCM	PES	PJK	PJJ	PKS	PDG	PRA	PJH	PU	PRJ
Black Trim	PN	PFI	PET	PDO	PKH	PKG	PLE	PQD	POT	PPS	PDC	PWZ
Titanium Trim	PUT	PUU	PUW	PUZ	PVB	PVE	PVD	PVF	PUS	PVA	PVC	PFX
Blue Trim	PQG	PLS	PME	PPR	PPX	PQA	PLC	PQE	PRK	PPU	PMP	PYC
Red Trim	PMS	PLU	PPG	PLR	PPY	PQB	PLB	PQF	PRF	PPV	PFT	PYB
Orange Valor Trim	ZCG	PXY	ZAS	ZBG	ZAF	ZAZ	ZAE	PZZ	PXB	ZCI	PXS	PZF
Atomic Green Trim	ZCH	PWT	ZAO	ZAQ	ZAP	ZAK	ZAJ	ZAH	PWW	ZBA	PXQ	PZT

All Masters Series units are available in 12 standard colors and 7 trim colors. Add suffix to base stock number for special colors.

MASTERS SERIES: ROLL CAB

TOOL STORAGE



KTL7023APES
72" 15-Drawer Triple Bank Masters Series Roll Cab



KRL7023DPJJ
72" 19-Drawer Triple Bank Masters Series Roll Cab



KTL1023APBO
72" 18-Drawer Triple Bank Masters Series Roll Cab



KMP1163PC
72" 15-Drawer Triple Bank Masters Series Roll Cab with PowerDrawer and 2" SpeedDrawer



KMP1163
Includes 2" SpeedDrawer with organizer (tools not included)



KMP1163
Includes power tool organizer drawer (tools not included)

Masters Series Roll Cab Drawer Sizes

Width		Depth		Height		KTL7023A	KRL7023D	KTL1023A	KMP1163
inches	mm	inches	mm	inches	mm	Drawers	Drawers	Drawers	Drawers
14-5/8	371	26-15/16	684	1-11/16	43	4	8	4	1
14-5/8	371	26-15/16	684	4	102	3	2	5	4
14-5/8	371	26-15/16	684	6-3/16	157	1	1	1	—
14-5/8	371	26-15/16	684	8-3/8	213	—	—	—	1
14-5/8	371	26-15/16	684	10-5/8	270	1	1	1	1
14-5/8	371	26-15/16	684	12-13/16	326	—	—	—	1
29-5/8	752	25-1/2	648	1-11/16	43	—	—	—	1
30-1/2	775	26-15/16	684	1-11/16	43	1	3	1	—
30-1/2	775	26-15/16	684	4	102	1	1	2	3
30-1/2	775	26-15/16	684	6-3/16	157	1	1	1	1
49-1/8	1,248	26-15/16	684	2-11/16	68	1	1	1	1
49-1/8	1,248	26-15/16	684	3-13/16	81	1	—	1	—
49-1/8	1,248	26-15/16	684	4-7/8	124	1	1	1	1
Total Drawer Count						15	19	18	15

Tools shown in tool storage not included. Images may be shown without actual warning labels.



- Do not open multiple drawers
- Images may be shown without actual warning labels
- Read safety precautions on pages W1 to W4

MASTERS SERIES: ROLL CAB



KRL1022DPDG
54" 13-Drawer Double Bank Masters Series Roll Cab



KTL1022APWZ
54" 10-Drawer Double Bank Masters Series Roll Cab



KRL7022DPKS
54" 11-Drawer Double Bank Masters Series Roll Cab

Masters Series Roll Cab Drawer Sizes

Width		Depth		Height		KRL1022D	KTL1022A	KRL7022D
inches	mm	inches	mm	inches	mm	Drawers	Drawers	Drawers
14-5/8	371	26-15/16	684	1-11/16	43	3	1	3
14-5/8	371	26-15/16	684	4	102	1	1	—
14-5/8	371	26-15/16	684	10-5/8	270	1	1	1
30-1/2	775	26-15/16	684	1-11/16	43	3	1	3
30-1/2	775	26-15/16	684	4	102	2	2	1
30-1/2	775	26-15/16	684	6-3/16	157	1	1	1
49-1/8	1,248	26-15/16	684	2-11/16	68	1	1	1
49-1/8	1,248	26-15/16	684	4-7/8	124	1	1	1
49-1/8	1,248	26-15/16	684	3-13/16	97	—	1	—
Total Drawer Count						13	10	11

Colors Available



	Red	Gloss Black	Royal Blue	Ultra Yellow	Electric Orange	Extreme Green	Arctic Silver	Midnight Blue	Flat Black	Candy Apple Red	White	Storm Gray
Bright Trim	PBO	PC	PCM	PES	PJK	PJJ	PKS	PDG	PRA	PJH	PU	PRJ
Black Trim	PN	PFI	PET	PDO	PKH	PKG	PLE	PQD	POT	PPS	PDC	PWZ
Titanium Trim	PUT	PUU	PUW	PUZ	PVB	PVE	PVD	PVF	PUS	PVA	PVC	PXF
Blue Trim	PQG	PLS	PME	PPR	PPX	PQA	PLC	PQE	PRK	PPU	PMP	PYC
Red Trim	PMS	PLU	PPG	PLR	PPY	PQB	PLB	PQF	PRF	PPV	PFT	PYB
Orange Valor Trim	ZCG	PXY	ZAS	ZBG	ZAF	ZAZ	ZAE	PZZ	PXB	ZCI	PXS	PZF
Atomic Green Trim	ZCH	PWT	ZAO	ZAQ	ZAP	ZAK	ZAJ	ZAH	PWW	ZBA	PXQ	PZT

All Masters Series units are available in 12 standard colors and 7 trim colors. Add suffix to base stock number for special colors.

1 = Stainless steel work surface (P model) and stainless steel fenders (P and T models)
7 = Bed liner work surface (P model) and bed liner fenders (P and T models)

MASTERS SERIES: ROLL CABS



KRL722BPB0
54" 11-Drawer Double Bank
Masters Series Roll Cab



KMP1022PJK
54" 11-Drawer Double Bank
Masters Series Roll Cab with
PowerDrawer and SpeedDrawer



KRL1056CPU
36" Eight-Drawer Single Bank
Masters Series Roll Cab



KRL756PCM
35" Seven-Drawer Single Bank
Masters Series Roll Cab



KMP1022
Includes PowerDrawer
with (5) outlets and
(2) USBs
(tools not included)



KMP1022
Includes 2" SpeedDrawer
with organizer
(tools not included)

Masters Series Roll Cab Drawer Sizes

Width		Depth		Height		KRL722B	KMP1022	KRL1056C	KRL756C
inches	mm	inches	mm	inches	mm	Drawers	Drawers	Drawers	Drawers
14-5/8	371	21-7/8	557	1-11/16	43	3	—	—	—
14-5/8	371	26-15/16	684	4	102	—	1	—	—
14-5/8	371	26-15/16	684	8-3/8	213	—	2	—	—
14-5/8	371	21-7/8	557	10-5/8	270	1	—	—	—
29-5/8	752	25-1/2	648	1-11/16	43	—	1	—	—
30-1/2	775	21-7/8	557	1-11/16	43	3	—	—	3
30-1/2	775	21-7/8	557	4	102	1	—	—	3
30-1/2	775	21-7/8	557	6-3/16	157	1	—	—	1
30-1/2	775	26-15/16	684	1-11/16	43	—	2	3	—
30-1/2	775	26-15/16	684	4	102	—	2	4	—
30-1/2	775	26-15/16	684	6-3/16	157	—	1	1	—
49-1/8	1,248	21-7/8	557	2-11/16	68	1	—	—	—
49-1/8	1,248	21-7/8	557	4-7/8	124	1	—	—	—
49-1/8	1,248	26-15/16	684	2-11/16	68	—	1	—	—
49-1/8	1,248	26-15/16	684	4-7/8	124	—	1	—	—
Total Drawer Count						11	11	8	7

Tools shown in tool storage not included. Images may be shown without actual warning labels.



- Do not open multiple drawers
- Images may be shown without actual warning labels
- Read safety precautions on pages W1 to W4

MASTERS SERIES: TOP CHESTS



KRL1232PCM



KRL1203BPB0



KRL1201APES



KRL1251PJK

KRL1232 Series Top Chests

Cubic Inches (cm ³)	Square Inches (cm ²)	Net Weight, lb (kg)	Shipping Weight, lb (kg)	
33,358 (546,404)	10,533 (67,938)	590 (268)	668 (303)	
	Drawers	Width, inches (mm)	Depth, inches (mm)	Height, inches (mm)
Specifications	10	72-7/8 (1,851)	29-1/8 (740)	25-3/8 (645)
Drawers	2	14-5/8 (371)	26-15/16 (684)	1-11/16 (43)
	3	14-5/8 (371)	26-15/16 (684)	4 (102)
	2	49-1/8 (1,248)	26-15/16 (684)	1-11/16 (43)
	3	49-1/8 (1,248)	26-15/16 (684)	4 (102)
Top Compartment	Narrow	18-9/16 (471)	26-7/8 (683)	4-1/8 (105)
	Wide	53-7/8 (1,368)	26-7/8 (683)	4-1/8 (105)

KRL1203B Series Top Chest

Cubic Inches (cm ³)	Square Inches (cm ²)	Net Weight, lb (kg)	Shipping Weight, lb (kg)	
32,109 (525,945)	9,994 (64,461)	590 (268)	681 (309)	
	Drawers	Width, inches (mm)	Depth, inches (mm)	Height, inches (mm)
Specifications	15	72-7/8 (1,851)	29-1/8 (740)	25-3/8 (645)
Drawers	4	14-5/8 (371)	26-15/16 (684)	1-11/16 (43)
	6	14-5/8 (371)	26-15/16 (684)	4 (102)
	2	30-1/2 (775)	26-15/16 (684)	1-11/16 (43)
	3	30-1/2 (775)	26-15/16 (684)	4 (102)
Top Compartment	Narrow	18-9/16 (471)	26-7/8 (683)	4-1/8 (105)
	Wide	53-7/8 (1,368)	26-7/8 (683)	4-1/8 (105)

KRL1201A Series Top Chest

Cubic Inches (cm ³)	Square Inches (cm ²)	Net Weight, lb (kg)	Shipping Weight, lb (kg)	
24,456 (400,589)	7,526 (48,543)	424 (192)	505 (229)	
	Drawers	Width, inches (mm)	Depth, inches (mm)	Height, inches (mm)
Specifications	10	54-1/4 (1,375)	29-1/8 (740)	25-3/8 (645)
Drawers	2	14-5/8 (371)	26-15/16 (684)	1-11/16 (43)
	3	14-5/8 (371)	26-15/16 (684)	4 (102)
	2	30-1/2 (775)	26-15/16 (684)	1-11/16 (43)
	3	30-1/2 (775)	26-15/16 (684)	4 (102)
Top Compartment	—	53-7/8 (1,368)	26-7/8 (683)	4-1/8 (105)

KRL1251 Series Top Chest

Cubic Inches (cm ³)	Square Inches (cm ²)	Net Weight, lb (kg)	Shipping Weight, lb (kg)	
16,348 (267,780)	5,059 (32,631)	267 (121)	306 (140)	
	Drawers	Width, inches (mm)	Depth, inches (mm)	Height, inches (mm)
Specifications	5	35-5/8 (905)	29-1/8 (740)	25-3/8 (645)
Drawers	2	30-1/2 (775)	26-15/16 (684)	1-11/16 (43)
	3	30-1/2 (775)	26-15/16 (684)	4 (102)
Top Compartment	—	35-3/8 (899)	26-7/8 (683)	4-1/8 (105)

Colors Available



Bright Trim	PBO	PC	PCM	PES	PJK	PJJ	PKS	PDG	PRA	PJH	PU	PRJ
Black Trim	PN	PFI	PET	PDO	PKH	PKG	PLE	PQD	POT	PPS	PDC	PWZ
Titanium Trim	PUT	PUU	PUW	PUZ	PVB	PVE	PVD	PVF	PUS	PVA	PVC	PXF
Blue Trim	PQG	PLS	PME	PPR	PPX	PQA	PLC	PQE	PRK	PPU	PMP	PYC
Red Trim	PMS	PLU	PPG	PLR	PPY	PQB	PLB	PQF	PRF	PPV	PFT	PYB
Orange Valor Trim	ZCG	PXY	ZAS	ZBG	ZAF	ZAZ	ZAE	PZZ	PXB	ZCI	PXS	PZF
Atomic Green Trim	ZCH	PWT	ZAO	ZAQ	ZAP	ZAK	ZAJ	ZAH	PWW	ZBA	PXQ	PZT

All Masters Series units are available in 12 standard colors and 7 trim colors. Add suffix to base stock number for special colors.

MASTERS SERIES: TOP CHESTS

KRL791A Series Top Chest

Cubic Inches (cm ³)	Square Inches (cm ²)	Net Weight, lb (kg)	Shipping Weight, lb (kg)	
15,927 (260,884)	5,132 (33,101)	302 (137)	384 (174)	
	Drawers	Width, inches (mm)	Depth, inches (mm)	Height, inches (mm)
Specifications	8	54-1/4 (1,375)	24 (610)	21 (533)
Drawers	2	14-5/8 (371)	21-7/8 (557)	1-11/16 (43)
	2	14-5/8 (371)	21-7/8 (557)	4 (102)
	2	30-1/2 (775)	21-7/8 (557)	1-11/16 (43)
	2	30-1/2 (775)	21-7/8 (557)	4 (102)
Top Compartment	—	53-7/8 (1,368)	21-3/4 (552)	4-1/8 (105)



KRL791APJJ

KRL751 Series Top Chest

Cubic Inches (cm ³)	Square Inches (cm ²)	Net Weight, lb (kg)	Shipping Weight, lb (kg)	
13,294 (217,756)	4,115 (26,542)	194 (88)	245 (111)	
	Drawers	Width, inches (mm)	Depth, inches (mm)	Height, inches (mm)
Specifications	4	35-5/8 (905)	24 (610)	21 (533)
Drawers	2	30-1/2 (775)	21-7/8 (557)	1-11/16 (43)
	2	30-1/2 (775)	21-7/8 (557)	4 (102)
Top Compartment	—	35-3/8 (899)	21-3/4 (552)	4-1/8 (105)



KRL751PC

MASTERS SERIES: WORKCENTERS

WorkCenters

Get the most out of a work day at this convenient place to take notes, work off a laptop or monitor diagnostic equipment. Open the door to a back wall that can be organized for tool holders, shelves and lighting.

- Door opens virtually effortlessly with gas springs and cam-assist design
- Convenient access to tools, convenient security – able to lock up work in progress
- Slots-N-Dots™ Plus back panel for use with Snap-on® tool organizing accessories
- Structural continuity design with corner gussets and a standing seam for increased strength and durability
- Stainless steel inside walls allow magnetic items to be attached
- Shiny stainless steel walls reflect the light, magnifying available light
- Extra key plug to key-alike to roll cab
- Mounting template for drilling – including a drill bit for easier installation
- Includes KAS12APV hanging shelf and KAT12APV can rack



KRL1072PCM

Specifications	KRL1072	KRL1054	KRA2454
Cubic Inches (cm³)	26,522 (434,617)	19,409 (318,056)	13,524 (221,619)
Square Inches (cm²)	4,005 (25,838)	3,136 (20,232)	1,127 (7,271)
Width, inches (mm)	72-7/8 (1,851)	54-1/8 (1,381)	54-7/16 (1,382)
Height, inches (mm)	23-9/16 (599)	23-9/16 (599)	27 (686)
Depth, inches (mm)	27-1/2 (699)	27-1/2 (699)	22-7/16 (570)
Inside Width, inches (mm)	69-7/16 (1,764)	50-13/16 (1,264)	50-13/16 (1,264)
Net Weight, lb (kg)	214 (97)	176 (80)	165 (74.8)
Shipping Weight, lb (kg)	320 (146)	258 (117)	258 (117)



- Do not open multiple drawers
- Images may be shown without actual warning labels
- Read safety precautions on pages W1 to W4

MASTERS SERIES: BULK OVERHEAD CABINETS



KRL7245APKS



KRWL3635PES

Bulk Overhead Cabinets

Specifications	KRL7245A	KRL5445A	KRWL5435	KRWL3635
Cubic Inches (cm ³)	26,814 (439,219)	19,629 (321,516)	15,076 (246,948)	8,700 (142,567)
Square Inches (cm ²)	1,740 (11,224)	1,274 (8,216)	1,042 (6,719)	756 (4,877)
Width, inches (mm)	72-7/8 (1,851)	54-1/4 (1,378)	54-1/4 (1,378)	36 (914)
Height, inches (mm)	18-1/8 (460)	18-1/8 (460)	16 (406)	16 (406)
Depth, inches (mm)	27-1/2 (699)	27-1/2 (699)	21 (533)	21 (533)

MASTERS SERIES: END CABINETS



KMP7099PBO

KMP7099 Series End Cab with PowerDrawer

Cubic Inches (cm ³)	Square Inches (cm ²)	Net Weight, lb (kg)	Shipping Weight, lb (kg)	
9,917 (162,510)	1,182 (7,626)	230 (104)	—	
	Drawers	Width, inches (mm)	Depth, inches (mm)	Height, inches (mm)
Specifications	3	19-3/4 (501)	29 (737)	32-15/16 (836)
Drawers	1	14-5/8 (371)	26-15/16 (684)	4 (102)
	1	14-5/8 (371)	26-15/16 (684)	12-13/16 (326)
PowerDrawer*	1	14-5/8 (371)	26-15/16 (684)	8-3/8 (213)

* Power strip has (5) outlets and (2) USBs



KRL1011APJJ

KRL1011A Series End Cab

Cubic Inches (cm ³)	Square Inches (cm ²)	Net Weight, lb (kg)	Shipping Weight, lb (kg)	
10,735 (175,839)	3,152 (20,330)	267 (121)	295 (134)	
	Drawers	Width, inches (mm)	Depth, inches (mm)	Height, inches (mm)
Specifications	8	19-3/4 (502)	29-1/8 (740)	37-5/16 (948)
Drawers	3	14-5/8 (371)	26-15/16 (684)	1-11/16 (43)
	4	14-5/8 (371)	26-15/16 (684)	4 (102)
	1	14-5/8 (371)	26-15/16 (685)	6-3/16 (157)

Colors Available



Trim Color	Red	Gloss Black	Royal Blue	Ultra Yellow	Electric Orange	Extreme Green	Arctic Silver	Midnight Blue	Flat Black	Candy Apple Red	White	Storm Gray
Bright Trim	PBO	PC	PCM	PES	PJK	PJJ	PKS	PDG	PRA	PJH	PU	PRJ
Black Trim	PN	PFI	PET	PDO	PKH	PKG	PLE	PQD	POT	PPS	PDC	PWZ
Titanium Trim	PUT	PUU	PUW	PUZ	PVB	PVE	PVD	PVF	PUS	PVA	PVC	PXF
Blue Trim	PQG	PLS	PME	PPR	PPX	PQA	PLC	PQE	PRK	PPU	PMP	PYC
Red Trim	PMS	PLU	PPG	PLR	PPY	PQB	PLB	PQF	PRF	PPV	PFT	PYB
Orange Valor Trim	ZCG	PXY	ZAS	ZBG	ZAF	ZAZ	ZAE	PZZ	PXB	ZCI	PXS	PZF
Atomic Green Trim	ZCH	PWT	ZAO	ZAQ	ZAP	ZAK	ZAJ	ZAH	PWW	ZBA	PXQ	PZT

All Masters Series units are available in 12 standard colors and 7 trim colors. Add suffix to base stock number for special colors.

KRL1221 Series Top Cabinet

Cubic Inches (cm ³)	Square Inches (cm ²)	Net Weight, lb (kg)	Shipping Weight, lb (kg)	
8,115 (132,924)	2,469 (15,925)	170 (77)	218 (99)	
	Drawers	Width, inches (mm)	Depth, inches (mm)	Height, inches (mm)
Specifications	5	19-3/4 (502)	29-1/8 (740)	25-3/8 (645)
Drawers	2	14-5/8 (371)	26-15/16 (684)	1-11/16 (43)
	3	14-5/8 (371)	26-15/16 (684)	4 (102)
Top Compartment	—	18-9/16 (471)	26-7/8 (683)	4-1/8 (105)



KRL1221PC

MASTERS SERIES: POWERCAB™ END CABINETS

KMP1099 Series End Cab with PowerDrawer

Cubic Inches (cm ³)	Square Inches (cm ²)	Net Weight, lb (kg)	Shipping Weight, lb (kg)	
11,474 (188,025)	1,576 (10,167)	267 (121)	317 (144)	
	Drawers	Width, inches (mm)	Depth, inches (mm)	Height, inches (mm)
Drawers	2	14-5/8 (371)	26-15/16 (684)	4 (102)
	1	14-5/8 (371)	26-15/16 (684)	8-3/8 (213)
	1	14-5/8 (371)	26-15/16 (684)	12-13/16 (326)
Specifications	4	19-3/4 (501)	29 (737)	37-5/16 (948)

Includes (2) adjustable shelves and integrated power strip.

Tools not included.



KMP1099PB0



KMP1099
Includes power tool organizer drawer (tools not included)



KMP1099
Includes PowerDrawer with (5) outlets and (2) USBs (tools not included)

KMP799 700 Series End Cab with PowerDrawer

Cubic Inches (cm ³)	Square Inches (cm ²)	Net Weight, lb (kg)	Shipping Weight, lb (kg)	
8,044 (131,817.5)	959 (6,187)	193 (88)	243 (110)	
	Drawers	Width, inches (mm)	Depth, inches (mm)	Height, inches (mm)
Drawers	1	14-5/8 (371)	21-7/8 (557)	4 (102)
	1	14-5/8 (371)	21-7/8 (557)	8-3/8 (213)
	1	14-5/8 (371)	21-7/8 (557)	12-13/16 (326)
Specifications	3	19-3/4 (501)	24 (610)	32-15/16 (836)



KMP799PCM



- Secure end cab to roll cab per instructions
- Do not open multiple drawers
- Images may be shown without actual warning labels
- Read safety precautions on pages W1 to W4

MASTERS SERIES: END CABINETS



KRL1098PBO



KRL1098
Includes power tool
organizer drawer
(tools not included)

KRL1098 Series Drawer End Cab

Cubic Inches (cm ³)	Square Inches (cm ²)	Net Weight, lb (kg)	Shipping Weight, lb (kg)	
11,088 (181,700)	2,364 (15,252)	267 (121)	—	
	Drawers	Width, inches (mm)	Depth, inches (mm)	Height, inches (mm)
Specifications	6	19-3/4 (502)	29-1/8 (746)	37-5/16 (948)
Drawers	2	14-5/8 (371)	26-15/16 (684)	1-11/16 (43)
	3	14-5/8 (371)	26-15/16 (684)	4 (102)
	1	14-5/8 (371)	26-15/16 (684)	12-13/16 (326)



KRL7011APCM

KRL7011A Series End Cab

Cubic Inches (cm ³)	Square Inches (cm ²)	Net Weight, lb (kg)	Shipping Weight, lb (kg)	
9,160 (150,041)	2,758 (17,789)	230 (104)	267 (121)	
	Drawers	Width, inches (mm)	Depth, inches (mm)	Height, inches (mm)
Specifications	7	19-3/4 (502)	29-1/8 (740)	32-15/16 (837)
Drawers	3	14-5/8 (371)	26-15/16 (684)	1-11/16 (43)
	3	14-5/8 (371)	26-15/16 (684)	4 (102)
	1	14-5/8 (371)	26-15/16 (684)	6-3/16 (157)



KRL711APES

KRL711A Series End Cab

Cubic Inches (cm ³)	Square Inches (cm ²)	Net Weight, lb (kg)	Shipping Weight, lb (kg)	
7,438 (121,834)	2,239 (14,442)	193 (88)	225 (102)	
	Drawers	Width, inches (mm)	Depth, inches (mm)	Height, inches (mm)
Specifications	7	19-3/4 (502)	24 (610)	32-15/16 (837)
Drawers	3	14-5/8 (371)	21-7/8 (557)	1-11/16 (43)
	3	14-5/8 (371)	21-7/8 (557)	4 (102)
	1	14-5/8 (371)	21-7/8 (557)	6-3/16 (157)

Colors Available



Trim Color	Red	Gloss Black	Royal Blue	Ultra Yellow	Electric Orange	Extreme Green	Arctic Silver	Midnight Blue	Flat Black	Candy Apple Red	White	Storm Gray
Bright Trim	PBO	PC	PCM	PES	PJK	PJJ	PKS	PDG	PRA	PJH	PU	PRJ
Black Trim	PN	PFI	PET	PDO	PKH	PKG	PLE	PQD	POT	PPS	PDC	PWZ
Titanium Trim	PUT	PUU	PUW	PUZ	PVB	PVE	PVD	PVF	PUS	PVA	PVC	PXF
Blue Trim	PQG	PLS	PME	PPR	PPX	PQA	PLC	PQE	PRK	PPU	PMP	PYC
Red Trim	PMS	PLU	PPG	PLR	PPY	PQB	PLB	PQF	PRF	PPV	PFT	PYB
Orange Valor Trim	ZCG	PXY	ZAS	ZBG	ZAF	ZAZ	ZAE	PZZ	PXB	ZCI	PXS	PZF
Atomic Green Trim	ZCH	PWT	ZAO	ZAQ	ZAP	ZAK	ZAJ	ZAH	PWW	ZBA	PXQ	PZT

All Masters Series units are available in 12 standard colors and 7 trim colors. Add suffix to base stock number for special colors.

1 = Stainless steel work surface (P model) and stainless steel fenders (P and T models)
7 = Bed liner work surface (P model) and bed liner fenders (P and T models)

KRL1015B Series Bulk End Cab

Cubic Inches (cm ³)	Square Inches (cm ²)	Net Weight, lb (kg)	Shipping Weight, lb (kg)
11,608 (190,139)	1,094 (7,056)	184 (83)	220 (100)
	Drawers	Width, inches (mm)	Depth, inches (mm)
	2	19-3/4 (502)	29-1/8 (740)
Specifications	2	13-1/4 (337)	24-3/4 (629)
Drawers	1	16-1/4 (413)	25-3/8 (645)
Shelves			Adjustable

KRL7015 Series Bulk Storage End Cab

Cubic Inches (cm ³)	Square Inches (cm ²)	Net Weight, lb (kg)	Shipping Weight, lb (kg)
9,770 (160,033)	1,094 (7,056)	142 (64)	181 (82)
	Drawers	Width, inches (mm)	Depth, inches (mm)
	2	19-3/4 (502)	29-1/8 (740)
Specifications	2	13-1/4 (337)	24-3/4 (629)
Drawers	1	16-1/4 (413)	25-3/8 (645)
Shelves			Adjustable

KRL715 Series Bulk Storage End Cab

Cubic Inches (cm ³)	Square Inches (cm ²)	Net Weight, lb (kg)	Shipping Weight, lb (kg)
7,984 (130,830)	894 (5,768)	122 (55)	159 (72)
	Drawers	Width, inches (mm)	Depth, inches (mm)
	2	19-3/4 (501)	24 (610)
Specifications	2	13-1/4 (337)	20-1/8 (508)
Drawers	1/0	16-1/4 (406)	20-5/8 (508)
Shelves			Adjustable



KRL1015BPB0

MASTERS SERIES: DOCKER LOCKER®

Docker Locker® Lockers

Provides a quick way to secure tools and gives additional bulk storage. Includes a roll cart designed to fit locker (not available separately), KAT18PV can rack and one adjustable shelf. Mounts on either side of KRL1000 or KRL7000 Series roll cabs. Not designed for use with standard roll carts.

KRL1018 Series

Cubic Inches (cm ³)	Square Inches (cm ²)	Net Weight, lb (kg)	Shipping Weight, lb (kg)
31,642 (518,296)	1,578 (10,178)	202 (92)	295 (134)
	Width, inches (mm)	Depth, inches (mm)	Height, inches (mm)
	24-1/16 (611)	29-1/8 (740)	62-3/8 (1,584)

KRL7018 Series

Cubic Inches (cm ³)	Square Inches (cm ²)	Net Weight, lb (kg)	Shipping Weight, lb (kg)
29,139 (477,297)	1,578 (10,178)	190 (86)	287 (130)
	Width, inches (mm)	Depth, inches (mm)	Height, inches (mm)
	24-1/16 (611)	29-1/8 (740)	57-15/16 (1,472)

(US Patent 6,719,384)



KRL1018PB0



- Secure end cab to roll cab per instructions
- Do not open multiple drawers
- Images may be shown without actual warning labels
- Read safety precautions on pages W1 to W4

MASTERS SERIES: LOCKERS



KRL1012BPBO

KRL1012B Series Locker

Cubic Inches (cm ³)	Square Inches (cm ²)	Net Weight, lb (kg)	Shipping Weight, lb (kg)	
28,446 (465,945)	3,564 (22,988)	306 (139)	369 (167)	
	Drawers	Width, inches (mm)	Depth, inches (mm)	Height, inches (mm)
Specifications	4	24-1/16 (611)	29-1/8 (740)	62-3/8 (1,584)
Drawers	4	19-7/16 (495)	25-1/8 (638)	4 (102)
Shelves	3	24-1/16 (611)	22-3/4 (578)	Adjustable
Trays	2	17-7/8 (454)	3-1/8 (79)	4 (102)

KRL7012A Series Locker

Cubic Inches (cm ³)	Square Inches (cm ²)	Net Weight, lb (kg)	Shipping Weight, lb (kg)	
26,085 (427,272)	3,564 (22,988)	285 (129)	345 (156)	
	Drawers	Width, inches (mm)	Depth, inches (mm)	Height, inches (mm)
Specifications	4	24-1/16 (611)	29-1/8 (740)	57-15/16 (1,472)
Drawers	4	19-1/2 (495)	25-1/8 (638)	4 (102)
Shelves	3	24-1/16 (611)	22-3/4 (578)	Adjustable
Trays	2	17-7/8 (454)	3-1/8 (79)	4 (102)

KRL712B Series Locker

Cubic Inches (cm ³)	Square Inches (cm ²)	Net Weight, lb (kg)	Shipping Weight, lb (kg)	
20,568 (336,904)	2,831 (18,260)	238 (108)	297 (135)	
	Drawers	Width, inches (mm)	Depth, inches (mm)	Height, inches (mm)
Specifications	4	24-1/16 (611)	24 (610)	53-7/16 (1,357)
Drawers	4	19-7/16 (495)	20 (508)	4 (102)
Shelves	3	21-1/16 (535)	17-9/16 (446)	Adjustable
Trays	3	17-7/8 (454)	3-1/8 (79)	4 (102)


Colors Available



	Red	Gloss Black	Royal Blue	Ultra Yellow	Electric Orange	Extreme Green	Arctic Silver	Midnight Blue	Flat Black	Candy Apple Red	White	Storm Gray
Bright Trim	PBO	PC	PCM	PES	PJK	PJJ	PKS	PDG	PRA	PJH	PU	PRJ
Black Trim	PN	PFI	PET	PDO	PKH	PKG	PLE	PQD	POT	PPS	PDC	PWZ
Titanium Trim	PUT	PUU	PUW	PUZ	PVB	PVE	PVD	PVF	PUS	PVA	PVC	PXF
Blue Trim	PQG	PLS	PME	PPR	PPX	PQA	PLC	PQE	PRK	PPU	PMP	PYC
Red Trim	PMS	PLU	PPG	PLR	PPY	PQB	PLB	PQF	PRF	PPV	PFT	PYB
Orange Valor Trim	ZCG	PXY	ZAS	ZBG	ZAF	ZAZ	ZAE	PZZ	PXB	ZCI	PXS	PZF
Atomic Green Trim	ZCH	PWT	ZAO	ZAQ	ZAP	ZAK	ZAJ	ZAH	PWW	ZBA	PXQ	PZT

All Masters Series units are available in 12 standard colors and 7 trim colors. Add suffix to base stock number for special colors.

CLASSIC



A GOOD FOUNDATION IS ESSENTIAL FOR STARTING A SUCCESSFUL TECHNICIAN CAREER. SO IS THE RIGHT ROLL CAB. OUR CLASSIC SERIES IS AFFORDABLE, YET LIKE ALL SNAP-ON® TOOL STORAGE, BUILT TO LAST. IN ADDITION TO UNMATCHED STRENGTH AND DURABILITY, IT ALSO PROVIDES INNOVATIVE FEATURES LIKE POWERDRAWER AND SPEEDDRAWER.

OPTIONS ARE ALWAYS AN OPTION.

You can customize your Classic Series roll cab to suit your own needs and taste, with your choice of color, work surface, lighting and protection package. You can also expand its capabilities with end cabs, a WorkCenter, lockers, a PowerDrawer with USB ports and overheads – on Day One or down the road.

CLASSIC SERIES: QUICK REFERENCE CHART



KRA2432PJJ
(Stainless Steel Top Not Included)



KRA2423PU



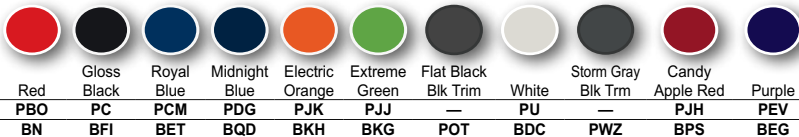
KCP1423PBO



KCP2423BKH

Roll Cabs	Specifications	KRA2432	KRA2423	KCP1423	KCP2423
Capacity	Approx. Cubic Inches (cm ³)	33,000 (540,773)	31,237 (530,000)	37,458 (613,827)	31,453 (515,428)
	Approx. Square Inches (cm ²)	8,500 (54,839)	8,604 (55,509)	8,723 (56,277)	7,971 (51,427)
	Load Capacity (kg)	2,400 (1,089)	2,400 (1,089)	2,400 (1,095)	2,400 (1,095)
Footprint	Width, inches (mm)	73 (1,854)	73 (1,854)	73 (1,854)	73 (1,854)
	Depth, inches (mm)	24 (610)	24 (609.6)	24 (610)	24 (610)
	Height, inches (mm)	39 (991)	39 (991)	43 (1,092)	39 (991)
Drawers	Drawer Banks	2	3	3	3
	Drawer Count	12	17	15	15
	Widest Drawer, inches (mm)	50 (1,270)	50 (1,270)	50 (1,270)	50 (1,270)
	Slides, lb (kg) (ball bearing)	120 (54)	120 (54)	227 (103)	120 (54)
	Double Slides	Yes (5 drawers)	Yes (2 drawers)	5" Top Extra-wide Drawer and 4" Third Drawer Down	Yes (3 drawers)
Extras	Top Mat	Unidirectional Rubber	Unidirectional Rubber	Unidirectional Rubber	Unidirectional Rubber
	PowerDrawer	No	No	Included	Included
Weight	Net Weight, lb (kg)	547 (248)	555 (252)	668 (303 kg)	560 (254)
	Shipping Weight, lb (kg)	643 (292)	670 (303)	765 (347)	674 (305)
Optional Add-ons	Top Chest	KRA2415A	KRA2415A	KRA2415A	KRA2415A
	Side Cab	KRA2406A	KRA2406A	KRA1406	KRA2406A
	Locker	KRA2403A	KRA2403A	KRA1403	KRA2403A
	WorkCenter Riser w/ Door	KRA2472	KRA2472	KRA2472	KRA2472
	Overhead	KRWL3635 (2)	KRWL3635 (2)	KRWL3635 (2)	KRWL3635 (2)
	Hardwood Top	KRWT2418	KRWT2418	KRWT2418	KRWT2418
	Stainless steel Top	KWSN2473AST	KWSN2473AST	KWSN2473AST	KWSN2473AST
	Bed liner Top	KWSN2473ABL	KWSN2473ABL	KWSN2473ABL	KWSN2473ABL
	Stainless steel PowerTop™	KWSP2473AST	KWSP2473AST	KWSP2473AST	KWSP2473AST
	Bed Liner PowerTop™	KWSP2473ABL	KWSP2473ABL	KWSP2473ABL	KWSP2473ABL
Third Caster Set Option	No	No	No	No	

Colors Available



All Classic Series units are available in nine standard colors. Black Trim/Black Logo, Blackout version (black trim and logo) are available in Red (BN), Gloss Black (BFI), Royal Blue (BET), Midnight Blue (BQD), Extreme Green (BKG), Electric Orange (BKH) and White (BDC) Add suffix to base stock number for special colors.

CLASSIC SERIES: QUICK REFERENCE CHART



KRA2407PJK



KRA2411PDG



KRA2422PC



KCP1422BKG



KCP2422BKH

Roll Cabs	Specifications	KRA2407	KRA2411	KRA2422	KCP1422	KCP2422
Capacity	Approx. Cubic Inches (cm ³)	16,000 (262,193)	23,612 (387,236)	23,969 (393,442)	28,219 (462,427)	23,902 (391,691)
	Approx. Square Inches (cm ²)	4,700 (30,322)	6,300 (40,645)	6,300 (40,645)	7,142 (46,077)	6,068 (39,150)
	Load Capacity (kg)	2,400 (1,089)	2,400 (1,089)	2,400 (1,089)	2,400 (1,089)	2,400 (1,095)
Footprint	Width, inches (mm)	36 (914)	55 (1,397)	55 (1,397)	55 (1,397)	55 (1,372)
	Depth, inches (mm)	24 (610)	24 (610)	24 (610)	24 (610)	24 (610)
	Height, inches (mm)	39 (991)	39 (991)	39 (991)	43 (1,092)	39 (991)
Drawers	Drawer Banks	1	2	2	2	2
	Drawer Count	7	11	10	10	9
	Widest Drawer, inches (mm)	32 (813)	50 (1,270)	50 (1,270)	50 (1,270)	50 (1,270)
	Slides, lb (kg) (ball bearing)	120 (54)	120 (54)	120 (54)	227 (103)	120 (54)
	Double Slides	No	Yes (2 drawers)	Yes (2 drawers)	Yes (2 drawers)	Yes (2 drawers)
Extras	Top Mat	Unidirectional Rubber	Unidirectional Rubber	Unidirectional Rubber	Unidirectional Rubber	Unidirectional Rubber
	PowerDrawer	No	No	No	Included	Included
Weight	Net Weight, lb (kg)	320 (145)	412 (187)	412 (187)	595 (270)	417 (189)
	Shipping Weight, lb (kg)	358 (162)	480 (218)	480 (218)	648 (294)	525 (238)
Optional Add-ons	Top Chest	KRA2405A	KRA2410A	KRA2410A	KRA2410A	KRA2410A
	Side Cab	KRA2406A	KRA2406A	KRA2406A	KRA1406	KRA2406A
	Locker	KRA2403A	KRA2403A	KRA2403A	KRA1403	KRA2403A
	WorkCenter Riser w/ Door	No	KRA2454	KRA2454	KRA2454	KRA2454
	Overhead	No	KRWL5435	KRWL5435	KRWL5435	KRWL5435
	Hardwood Top	KRWT2407	KRWT2411	KRWT2411	KRWT2411	KRWT2411
	Stainless steel Top	KRSST2407	KWSN2455AST	KWSN2455AST	KWSN2455AST	KWSN2455AST
	Bed liner Top	KRBLT2407	KWSP2455ABL	KWSP2455ABL	KWSP2455ABL	KWSP2455ABL
	Stainless steel PowerTop™	No	KWSP2455AST	KWSP2455AST	KWSP2455AST	KWSP2455AST
	Bed Liner PowerTop™	No	KWSP2455ABL	KWSP2455ABL	KWSP2455ABL	KWSP2455ABL
Third Caster Set Option	No	No	No	No	No	



- Do not open multiple drawers
- Images may be shown without actual warning labels
- Read safety precautions on pages W1 to W4

CLASSIC SERIES: ROLL CABS



KCP2423BKH
73" 15-Drawer Triple Bank Classic Series
Roll Cab with PowerDrawer



KCP1423PBO
73" 15-Drawer Triple Bank Classic Series
Roll Cab with PowerDrawer and SpeedDrawer

Classic Series Roll Cab Drawer Sizes

Specifications	Width		Depth		Height		KCP2423	KCP1423
	inches	mm	inches	mm	inches	mm	Drawers	Drawers
2" Narrow	14-5/8	371	21-7/8	557	1-3/4	43	2	1
4" Narrow	14-5/8	371	21-7/8	557	4	102	3	3
6" Narrow	14-5/8	371	21-7/8	557	6-3/16	157	1	—
8" Narrow	14-5/8	371	21-7/8	557	8-1/8	206	1	1
10" Narrow	14-5/8	371	21-7/8	557	10-9/16	270	1	1
12" Narrow	14-5/8	371	21-7/8	557	12-7/8	327	—	1
2" Wide	30-1/2	775	21-7/8	557	1-3/4	43	3	3
4" Wide	30-1/2	775	21-7/8	557	4	102	1	1
6" Wide	30-1/2	775	21-7/8	557	6-3/16	157	1	1
2" Extra-wide	49-1/8	1,248	21-7/8	557	1-9/16	40	—	—
3" Extra-wide	49-1/8	1,248	21-7/8	557	2-11/16	68	1	1
4" Extra-wide	49-1/8	1,248	21-7/8	557	4	102	—	1
5" Extra-wide	49-1/8	1,248	21-7/8	557	4-7/8	124	1	1
6" Extra-wide	49-1/8	1,248	21-7/8	557	6-3/16	126	—	—
Total Drawer Count							15	15

Colors Available



	Red	Gloss Black	Royal Blue	Midnight Blue	Electric Orange	Extreme Green	Flat Black Blk Trim	White	Storm Gray	Candy Apple Red	Purple
	PBO	PC	PCM	PDG	PJK	PJJ	—	PU	Blk Trm	PJH	PEV
Black out colors	BN	BFI	BET	BQD	BKH	BKG	POT	BDC	PWZ	BPS	BEG



KRA2423PU
73" 17-Drawer Triple Bank Classic Series Roll Cab



KCP1422BKG
55" 10-Drawer Double Bank Classic Series
Three Extra Wide Drawer Roll Cab with
Power Drawer and Speedrawer



KCP2422BKH
55" 9-Drawer Double Bank Classic Series
Roll Cab with PowerDrawer

Classic Series Roll Cab Drawer Sizes

Specifications	Width		Depth		Height		KRA2423	KCP2422	KCP1422
	inches	mm	inches	mm	inches	mm	Drawers	Drawers	Drawers
2" Narrow	14-5/8	371	21-7/8	557	1-3/4	43	4	—	—
4" Narrow	14-5/8	371	21-7/8	557	4	102	4	—	—
6" Narrow	14-5/8	371	21-7/8	557	6-3/16	157	1	—	—
8" Narrow	14-5/8	371	21-7/8	557	8-1/8	206	—	2	2
10" Narrow	14-5/8	371	21-7/8	557	10-9/16	270	1	—	—
2" Wide	30-1/2	775	21-7/8	557	1-3/4	43	3	3	3
4" Wide	30-1/2	775	21-7/8	557	4	102	1	1	1
6" Wide	30-1/2	775	21-7/8	557	6-3/16	157	1	1	1
3" Extra-wide	49-1/8	1,248	21-7/8	557	2-11/16	68	1	1	1
4" Extra-wide	49-1/8	1,248	21-7/8	557	3-13/16	97	—	—	1
5" Extra-wide	49-1/8	1,248	21-7/8	557	4-7/8	124	1	1	1
Total Drawer Count							17	9	10



- Do not open multiple drawers
- Images may be shown without actual warning labels
- Read safety precautions on pages W1 to W4

CLASSIC SERIES: ROLL CABS



KRA2407PJK
36" Seven-Drawer Single Bank Classic Series Roll Cab



KRA2411PDG
55" 11-Drawer Double Bank Classic Series Roll Cab




KRA2422PC
55" 10-Drawer Double-Bank Classic Series Roll Cab

Classic Series Roll Cab Drawer Sizes

Specifications	Width		Depth		Height		KRA2407	KRA2411	KRA2422
	inches	mm	inches	mm	inches	mm	Drawers	Drawers	Drawers
2" Narrow	14-5/8	371	21-7/8	557	1-3/4	43	—	1	1
4" Narrow	14-5/8	371	21-7/8	557	4	102	—	2	1
6" Narrow	14-5/8	371	21-7/8	557	6-3/16	157	—	—	—
8" Narrow	14-5/8	371	21-7/8	557	8-1/8	206	—	—	—
10" Narrow	14-5/8	371	21-7/8	557	10-9/16	270	—	1	1
2" Wide	30-1/2	775	21-7/8	557	1-3/4	43	3	3	3
4" Wide	30-1/2	775	21-7/8	557	4	102	3	1	1
6" Wide	30-1/2	775	21-7/8	557	6-3/16	157	1	1	1
3" Extra-wide	49-1/8	1,248	21-7/8	557	2-11/16	68	—	—	1
4" Extra-wide	49-1/8	1,248	21-7/8	557	3-13/16	97	—	1	—
5" Extra-wide	49-1/8	1,248	21-7/8	557	4-7/8	124	—	—	1
Total Drawer Count							7	11	10

Colors Available



All Classic Series units are available in nine standard colors. Black Trim/Black Logo, Blackout version (black trim and logo) are available in Red (BN), Gloss Black (BFI), Royal Blue (BET), Midnight Blue (BQD), Extreme Green (BKG), Electric Orange (BKH) and White (BDC). Add suffix to base stock number for special colors.

KRA2415 Classic 96 Series Top Chests

Cubic Inches (cm ³)	Square Inches (cm ²)	Net Weight, lb (kg)		Shipping Weight, lb (kg)
28,348 (464,540)	8,174 (52,735)	496 (225)		555 (252)
	Drawers	Width, inches (mm)	Depth, inches (mm)	Height, inches (mm)
Specifications	15	73-3/8 (1,864)	24 (609)	28-5/8 (726)
Drawers 2" Narrow	4	14-5/8 (371)	21-7/8 (557)	1-11/16 (43)
4" Narrow	6	14-5/8 (371)	21-7/8 (557)	4 (102)
2" Wide	2	30-1/2 (775)	21-7/8 (557)	1-11/16 (43)
4" Wide	3	30-1/2 (775)	21-7/8 (557)	4 (102)
Top Compartment	—	72 (1,829)	23-3/4 (603)	5 (125)



KRA2415APCM

KRA2410± Classic 78 Series Top Chests

Cubic Inches (cm ³)	Square Inches (cm ²)	Net Weight, lb (kg)		Shipping Weight, lb (kg)	
21,283 (348,766)	6,137 (39,593)	361 (163)		417 (189)	
	Drawer Description	Drawers	Width, inches (mm)	Depth, inches (mm)	Height, inches (mm)
Specifications		10	54-7/16 (1,383)	24 (609)	28-5/8 (726)
Drawers	2" Narrow	2	14-5/8 (371)	21-7/8 (557)	1-11/16 (43)
	4" Narrow	3	14-5/8 (371)	21-7/8 (557)	4 (102)
	2" Wide	2	30-1/2 (775)	21-7/8 (557)	1-11/16 (43)
	4" Wide	3	30-1/2 (775)	21-7/8 (557)	4 (102)
Top Compartment		—	54 (1,372)	23-3/4 (603)	5 (125)



KRA2410APJJ

KRA2405± Classic 60 Series Top Chests

Cubic Inches (cm ³)	Square Inches (cm ²)	Net Weight, lb (kg)		Shipping Weight, lb (kg)
14,333 (234,875)	4,139 (26,703)	222 (101)		281 (127)
	Drawers	Width, inches (mm)	Depth, inches (mm)	Height, inches (mm)
Specifications	5	36-3/8 (924)	24 (609)	28-5/8 (726)
Drawers	2	30-1/2 (775)	21-7/8 (557)	1-11/16 (43)
	3	30-1/2 (775)	21-7/8 (557)	4 (102)
Top Compartment	—	35-3/4 (907)	23-3/4 (603)	5 (125)



KRA2405APB0



- Do not open multiple drawers
- Images may be shown without actual warning labels
- †These products can expose you to chemicals which are known to the state of California to cause cancer and reproductive harm. See page xxx for details.
- Read safety precautions on pages W1 to W4

CLASSIC SERIES: WORKCENTER RISERS



KRA2472PJK

KRA Series WorkCenter Risers (73" and 54-1/4")

- Two gas cylinders assist in opening the door, making it an effortless operation
- Able to lock up work in progress
- Stainless steel inside walls with Slots-N-Dots™ panels
- Factory assembled unit complete with door
- Work surface required

Stock Number	KRA2472 Riser	KRA2454 Riser
Cubic Inches (cm ³)	23,265 (381,245)	13,524 (221,619)
Square Inches (cm ²)	1,551 (10,006)	1,127 (7,271)
Width, inches (mm)	73 (1,854)	54-7/16 (1,382)
Height, inches (mm)	27 (686)	27 (686)
Depth, inches (mm)	22-7/16 (570)	22-7/16 (570)

CLASSIC SERIES: LOCKERS



KRA2403APB0

KRA2403A Series Lockers

Cubic Inches (cm ³)	Square Inches (cm ²)	Net Weight, lb (kg)	Shipping Weight, lb (kg)	
19,975 (327,321)	2,748 (17,730)	367 (166)	410 (185)	
	Drawers	Width, inches (mm)	Depth, inches (mm)	Height, inches (mm)
Specifications	3	24-3/4 (635)	24 (610)	67-5/8 (1,719) w/ Casters 61 (1,549) w/out Casters
Drawers	4	20-3/8 (518)	19-1/2 (495)	3-13/16 (97)
Shelves/Trays	3	20-3/8 (518)	21-1/2 (546)	9-1/2 (241)

Ball slide capacity 125 lb per drawer.

CLASSIC SERIES: END CABINET



KRA2406APB0

KRA2406A Series End Cab

Cubic Inches (cm ³)	Square Inches (cm ²)	Net Weight, lb (kg)	Shipping Weight, lb (kg)	
7,574 (124,115)	1,918 (12,374)	220 (99)	258 (117)	
	Drawers	Width, inches (mm)	Depth, inches (mm)	Height, inches (mm)
Specifications	6	20-1/4 (514)	24 (609)	39-1/4 (997)
Drawers	3	14-5/8 (371)	21-7/8 (557)	1-11/16 (43)
	2	14-5/8 (371)	21-7/8 (557)	4 (102)
	1	14-5/8 (371)	21-7/8 (557)	10-9/16 (270)

Ball slide capacity 125 lb per drawer.

Colors Available



	Red	Gloss Black	Royal Blue	Midnight Blue	Electric Orange	Extreme Green	Flat Black Blk Trim	White	Storm Gray	Candy Apple Red	Purple
	PBO	PC	PCM	PDG	PJK	PJJ	—	PU	Blk Trm	—	PEV
Black out colors	BN	BFI	BET	BQD	BKH	BKG	POT	BDC	PWZ	BPS	BEG

HERITAGE

NO ONE HAS THE HERITAGE WE DO IN TOOL STORAGE. AND NO ONE PROVIDES AS MUCH PERFORMANCE, INNOVATION AND DURABILITY AT SUCH AN AFFORDABLE PRICE AS OUR HERITAGE SERIES ROLL CABS.

THE QUALITY YOU EXPECT WITH SOME SURPRISING FEATURES.

From Lock'n Roll[®] drawers that won't drift open to double wall construction and gas-assisted lifts on top chests, the Heritage Series is packed with more features and advantages than you might expect. And in addition to accepting extra storage components as your tool collection grows, it also offers your choice of Red, Gloss Black, Electric Orange, Storm Gray, or Royal Blue color options.

HERITAGE SERIES: ROLL CABS



KRA5318FPBO



KRA5311FPCM




KRA4813FPJK



KRA4107FPWZ

Roll Cabs	Specifications	KRA5318F	KRA5311F	KRA4813F	KRA4107F
Capacity	Approx. Cubic Inches (cm ³)	19,200 (314,632)	20,000 (327,741)	14,000 (229,419)	15,000 (245,806)
	Approx. Square Inches (cm ²)	5,000 (32,258)	5,000 (32,258)	4,000 (25,806)	4,250 (27,419)
	Load Capacity, lb (kg)	2,400 (1,089)	2,400 (1,089)	2,400 (1,089)	2,400 (1,089)
Footprint	Width, inches (mm)	53 (1,397)	53 (1,397)	40 (1,016)	40 (1,016)
	Depth, inches (mm)	20 (508)	20 (508)	20 (508)	20 (508)
	Height, inches (mm)	38-1/2 (978)	38-1/2 (978)	38-1/2 (978)	38-1/2 (978)
Drawers	Drawer Banks	3	2	2	1
	Drawer Count	18	11	13	7
	Widest Drawer, inches (mm)	35 (880)	48 (1,219)	35 (880)	35 (880)
	Slides, lb (kg) (ball bearing)	120 (54)	120 (54)	120 (54)	120 (54)
	Double Slides	Yes (1 drawer)	Yes (1 drawer)	Yes (1 drawer)	Yes (1 drawer)
Extras	Top Mat	Unidirectional Rubber	Unidirectional Rubber	Unidirectional Rubber	Unidirectional Rubber
Weight	Net Weight, lb (kg)	371 (168)	349 (158)	297 (135)	275 (125)
	Shipping Weight, lb (kg)	454 (206)	400 (181)	327 (148)	305 (138)
Optional Add-ons	Top Chest	KRA5308F	KRA5308F	KRA4114F KRA4810F	KRA4114F KRA4810F
	Side Cab	KRA4820F KRA4830F	KRA4820F KRA4830F	KRA4820F KRA4830F	KRA4820F KRA4830F
	Locker	KRA5012F	KRA5012F	KRA5012F	KRA5012F
	Middle Drawer Section	—	—	KRA4860F	KRA4860F
	Hardwood Top	KRWT5300	KRWT5300	KRWT40F	KRWT40F
	Stainless steel Top	KRSST5300	KRSST5300	KRSST40F	KRSST40F

Colors Available



Heritage Series units are available in five standard colors. Blackout versions (black trim and logo) are available in Red (BN), Gloss Black (BF1), Royal Blue (BET), Electric Orange (BKH), and Storm Gray (PWZ). Add suffix to base stock number for special colors.

HERITAGE SERIES: ROLL CABS



KRA4008FPCM



KRA2007FPC



KRA2005FPB0

Roll Cabs	Specifications	KRA4008F	KRA2007F	KRA2005F
Capacity	Approx. Cubic Inches (cm ³)	10,000 (163,871)	10,000 (163,871)	10,000 (163,871)
	Approx. Square Inches (cm ²)	3,000 (19,355)	2,800 (18,064)	2,400 (15,484)
	Load Capacity, lb (kg)	1,300 (590)	1,100 (499)	1,100 (499)
Footprint	Width, inches (mm)	26 (660)	26 (660)	26 (660)
	Depth, inches (mm)	20 (508)	20 (508)	20 (508)
	Height, inches (mm)	37 (940)	37 (940)	37 (940)
Drawers	Drawer Banks	1	1	1
	Drawer Count	8	7	5
	Widest Drawer, inches (mm)	23 (584)	23 (584)	23 (584)
	Slides, lb (kg) (ball bearing)	120 (54)	100 (45)	100 (45)
	Double Slides	Optional	Optional	Optional
Extras	Top Mat	Unidirectional Rubber	Unidirectional Rubber	Unidirectional Rubber
Weight	Net Weight, lb (kg)	183 (83)	170 (77)	162 (73)
	Shipping Weight, lb (kg)	252 (114)	239 (108)	231 (105)
Optional Add-ons	Top Chest	KRA4014F	KRA2055 KRA4014F	KRA2055 KRA4014F
	Side Cab	—	—	—
	Locker	—	—	—
	Middle Drawer Section	KRA2063	KRA2063	KRA2063
	Hardwood Top	KRWT26F	KRWT26F	KRWT26F
	Stainless steel Top	—	—	—



- Do not open multiple drawers
- Images may be shown without actual warning labels
- Read safety precautions on pages W1 to W4

HERITAGE SERIES: ROLL CABS



KRA5318FPB0
53" 18-Drawer Triple Bank
Heritage Series Roll Cab



KRA5311FPCM
53" 11-Drawer Double Bank
Heritage Series Roll Cab



KRA4813FPJK
40" 13-Drawer Double Bank
Heritage Series Roll Cab




KRA4107FPWZ
40" Seven-Drawer Single Bank
Heritage Series Roll Cab

Heritage Series Roll Cab Drawer Sizes

Specifications	Width		Depth		Height		KRA5318F	KRA5311F	KRA4813F	KRA4107F
	inches	mm	inches	mm	inches	mm	Drawers	Drawers	Drawers	Drawers
2" Narrow	11-3/16	285	17-1/2	445	1-5/8	41	2	3	4	—
4" Narrow	11-3/16	285	17-1/2	445	3-5/8	92	7	1	1	—
8" Narrow	11-3/16	285	17-1/2	445	7-5/8	193	1	—	—	—
12" Narrow	11-3/16	285	17-1/2	445	11-5/8	295	1	1	1	—
2" Wide	21-7/16	544	17-1/2	445	1-5/8	41	2	—	2	—
2" Extra-wide	34-3/4	881	17-1/2	445	1-5/8	41	—	1	—	2
4" Wide	21-7/16	544	17-1/2	445	3-5/8	92	3	—	3	—
4" Extra-wide	34-3/4	881	17-1/2	445	3-5/8	92	1	3	1	4
8" Wide	21-7/16	544	17-1/2	445	7-5/8	193	1	—	1	—
8" Extra-wide	34-3/4	881	17-1/2	445	7-5/8	193	—	1	—	1
6" Super-wide	47-3/4	1,214	17-1/2	445	5-9/16	141	—	1	—	—
Total Drawer Count							18	11	13	7

Colors Available



Red PBO Gloss Black PC Royal Blue PCM Electric Orange PJK Storm Gray Blk Trm PWZ

Heritage Series units are available in five standard colors. Blackout versions (black trim and logo) are available in Red (BN), Gloss Black (BFI), Royal Blue (BET), Electric Orange (BKH), and Storm Gray (PWZ). Add suffix to base stock number for special colors.

HERITAGE SERIES: ROLL CABS



KRA4008FPC
26" Eight-Drawer Single Bank
Heritage Series Roll Cab



KRA2007FPC
26" Seven-Drawer Single Bank
Heritage Series Roll Cab



KRA2005FPB0
26" Five-Drawer Single Bank
Heritage Series Roll Cab

Heritage Series Roll Cab Drawer Sizes

Specifications	Width		Depth		Height		KRA4008F	KRA2007F	KRA2005F
	inches	mm	inches	mm	inches	mm	Drawers	Drawers	Drawers
2" Wide	21-3/8	544	17-1/2	445	1-5/8	41	4	2	—
4" Wide	21-3/8	544	17-1/2	445	3-5/8	92	3	4	4
8" Wide	21-3/8	544	17-1/2	445	7-5/8	193	1	1	—
12" Wide	21-3/8	544	17-1/2	445	11-5/8	295	—	—	1
Total Drawer Count							8	7	5

HERITAGE SERIES: TOP CHESTS

KRA5308 Series Top Chest

Cubic Inches (cm ³)	Square Inches (cm ²)	Net Weight, lb (kg)	Shipping Weight, lb (kg)	
12,970 (212,540)	4,191 (27,039)	224 (102)	269 (122)	
Specifications	Drawers	Width, inches (mm)	Depth, inches (mm)	Height, inches (mm)
	8	53-3/8 (1,356)	19-13/16 (503)	19-3/8 (493)
Drawers	2	11-1/8 (283)	17-1/2 (445)	1-5/8 (41)
	2	11-1/8 (283)	17-1/2 (445)	3-5/8 (92)
	2	34-3/4 (881)	17-1/2 (445)	1-5/8 (41)
	2	34-3/4 (881)	17-1/2 (445)	3-5/8 (92)
Top Compartment	—	52-3/8 (1,328)	18-3/4 (475)	4-5/8 (118)



KRA5308FPB0



- Do not open multiple drawers
- Images may be shown without actual warning labels
- Read safety precautions on pages W1 to W4

HERITAGE SERIES: TOP CHESTS



KRA5315FPCM

KRA5315F Series Top Chest

Cubic Inches (cm ³)	Square Inches (cm ²)	Net Weight, lb (kg)	Shipping Weight, lb (kg)	
10,758 (176,324)	4,065 (26,227)	244 (110)	298 (135)	
	Drawers	Width, inches (mm)	Depth, inches (mm)	Height, inches (mm)
Specifications	15	53-3/8 (1,356)	19-13/16 (503)	19-7/16 (494)
Drawers	6	11-1/8 (283)	17-1/2 (445)	1-5/8 (41)
	4	11-1/8 (283)	17-1/2 (445)	3-5/8 (91)
	2	21-3/8 (542)	17-1/2 (445)	1-5/8 (41)
	2	21-3/8 (542)	17-1/2 (445)	3-5/8 (91)
	1	34-3/4 (881)	17-1/2 (445)	3-5/8 (91)



KRA4810FPJK

KRA4810F Series Top Chest

Cubic Inches (cm ³)	Square Inches (cm ²)	Net Weight, lb (kg)	Shipping Weight, lb (kg)	
9,359 (153,370)	3,026 (19,520)	196 (89)	226 (103)	
	Drawers	Width, inches (mm)	Depth, inches (mm)	Height, inches (mm)
Specifications	8	40 (1,016)	19-13/16 (503)	19-7/16 (494)
Drawers	2	11-1/8 (283)	17-1/2 (445)	1-5/8 (41)
	2	11-1/8 (283)	17-1/2 (445)	3-5/8 (91)
	2	21-3/8 (542)	17-1/2 (445)	1-5/8 (41)
	2	21-3/8 (542)	17-1/2 (445)	3-5/8 (91)
	2	21-3/8 (542)	17-1/2 (445)	3-5/8 (91)
Top Compartment	—	39-7/8 (1,013)	18-1/2 (475)	4-3/4 (120)



KRA4114FPCM

KRA4114F Series Top Chest

Cubic Inches (cm ³)	Square Inches (cm ²)	Net Weight, lb (kg)	Shipping Weight, lb (kg)	
9,746 (159,710)	3,178 (20,500)	183 (83)	213 (97)	
	Drawers	Width, inches (mm)	Depth, inches (mm)	Height, inches (mm)
Specifications	4	40 (1,016)	19-13/16 (503)	19-7/16 (494)
Drawers	2	34-3/4 (881)	17-1/2 (445)	1-5/8 (41)
	2	34-3/4 (881)	17-1/2 (445)	3-5/8 (91)
Top Compartment	—	39-7/8 (1,014)	18-3/4 (475)	4-3/4 (120)




KRA4014FPC

KRA4014F Series Top Chest

Cubic Inches (cm ³)	Square Inches (cm ²)	Net Weight, lb (kg)	Shipping Weight, lb (kg)	
6,180 (101,270)	1,995 (12,870)	119 (54)	142 (64)	
	Drawers	Width, inches (mm)	Depth, inches (mm)	Height, inches (mm)
Specifications	4	26-3/4 (678)	19-13/16 (503)	19-7/16 (494)
Drawers	2	21-3/8 (542)	17-1/2 (445)	1-5/8 (41)
	2	21-3/8 (542)	17-1/2 (445)	3-5/8 (91)
Top Compartment	—	26-5/8 (675)	18-3/4 (475)	4-3/4 (120)

Colors Available



Heritage Series units are available in five standard colors. Blackout versions (black trim and logo) are available in Red (BN), Gloss Black (BF), Royal Blue (BET), Electric Orange (BKH), and Storm Gray (PWZ). Add suffix to base stock number for special colors.

HERITAGE SERIES: TOP CHESTS



KRA2055FPB0

JLS

KRA2055F Series Top Chest

Cubic Inches (cm ³)	Square Inches (cm ²)	Net Weight, lb (kg)	Shipping Weight, lb (kg)	
4,452 (72,955)	1,814 (11,703)	90 (41)	110 (50)	
	Drawers	Width, inches (mm)	Depth, inches (mm)	Height, inches (mm)
Specifications	5	26 (660)	14-3/4 (373)	17-3/16 (436)
Drawers	4	22-1/8 (559)	13-1/8 (332)	1-7/8 (47)
	1	22-1/8 (559)	13-1/8 (332)	3-1/8 (79)
Top Compartment	—	25-13/16 (655)	13-3/4 (348)	3-7/8 (97)



KRA4059FPC

JLS

KRA4059F Series Tool Chest

Cubic Inches (cm ³)	Square Inches (cm ²)	Net Weight, lb (kg)	Shipping Weight, lb (kg)	
4,288 (70,268)	1,753 (11,309)	92 (42)	117 (53)	
	Drawers	Width, inches (mm)	Depth, inches (mm)	Height, inches (mm)
Specifications	9	26 (660)	14-3/4 (373)	17-3/16 (436)
Drawers	6	6-11/16 (169)	13-1/8 (332)	1-3/4 (44)
	2	22-1/8 (559)	13-1/8 (332)	1-7/8 (47)
	1	22-1/8 (559)	13-1/8 (332)	3-1/8 (79)
Top Compartment	—	25-13/16 (655)	13-3/4 (348)	3-7/8 (97)

HERITAGE SERIES: DRAWER SECTIONS



KRA4860FPB0

JLS

KRA4860F Series Drawer Sections

Cubic Inches (cm ³)	Square Inches (cm ²)	Net Weight, lb (kg)	Shipping Weight, lb (kg)	
3,112 (50,997)	1,216 (7,845)	115 (52)	145 (66)	
	Drawers	Width, inches (mm)	Depth, inches (mm)	Height, inches (mm)
Specifications	2	40 (1,016)	19-13/16 (503)	9-13/16 (249)
Drawers	1	34-11/16 (881)	17-9/16 (445)	1-5/8 (41)
	1	34-11/16 (881)	17-9/16 (445)	3-5/8 (91)



KRA2063FPC

JLS

KRA2063F Series Drawer Sections

Cubic Inches (cm ³)	Square Inches (cm ²)	Net Weight, lb (kg)	Shipping Weight, lb (kg)	
1,792 (29,365)	1,124 (7,252)	70 (22)	94 (43)	
	Drawers	Width, inches (mm)	Depth, inches (mm)	Height, inches (mm)
Specifications	3	26 (660)	19-13/16 (503)	9-13/16 (249)
Drawers	3	21-3/8 (544)	17-9/16 (445)	1-5/8 (41)



- Do not open multiple drawers
- Images may be shown without actual warning labels
- Read safety precautions on pages W1 to W4

HERITAGE SERIES: LOCKERS



KRA5012FPB0

KRA5012F Series Lockers

Cubic Inches (cm ³)	Square Inches (cm ²)	Net Weight, lb (kg)	Shipping Weight, lb (kg)	
10,177 (166,770)	1,480 (9,548)	115 (52)	145 (66)	
	Drawers	Width, inches (mm)	Depth, inches (mm)	Height, inches (mm)
Specifications	4	16-1/2 (419)	19-13/16 (503)	51-1/2 (1,308)
Drawers	2	11-3/16 (288)	17-9/16 (445)	1-5/8 (41)
	2	11-3/16 (288)	17-9/16 (445)	3-5/8 (92)
Shelves	3	12-3/8 (315)	18-3/4 (475)	11-3/4 (297)

HERITAGE SERIES: END CABINETS



KRA4820FPJK

KRA4820F Series End Cabs

Cubic Inches (cm ³)	Square Inches (cm ²)	Net Weight, lb (kg)	Shipping Weight, lb (kg)	
5,094 (83,476)	1,174 (7,574)	117 (53)	147 (67)	
	Drawers	Width, inches (mm)	Depth, inches (mm)	Height, inches (mm)
Specifications	6	16-1/2 (419)	19-13/16 (503)	32-1/8 (815)
Drawers	2	11-1/8 (283)	17-9/16 (445)	1-9/16 (39.7)
	3	11-1/8 (283)	17-9/16 (445)	3-1/2 (88.9)
	1	11-1/8 (283)	17-9/16 (445)	11-3/4 (297)



KRA4830FPB0

KRA4830F Series End Cabs


Cubic Inches (cm ³)	Square Inches (cm ²)	Net Weight, lb (kg)	Shipping Weight, lb (kg)
8,426 (138,080)	843 (5,439)	76 (35)	97 (44)
	Width, inches (mm)	Depth, inches (mm)	Height, inches (mm)
Specifications	16-1/2 (419)	19-13/16 (503)	32-5/16 (820)
Shelves (2)	15-1/16 (381)	18-5/8 (473)	—
Lower Compartment (1)	15-1/16 (381)	18-5/8 (473)	—

Optional Add-ons

	Stock No.	Square Inches (cm ²)
Drawers	5012L71*	2 (5.8)
	5012L72*	4 (10.16)

Slide out 8-05288ALRMS required

Colors Available



Red PBO Gloss Black PC Royal Blue PCM Electric Orange PJK Storm Gray Blk Trm PWZ

Heritage Series units are available in five standard colors. Blackout versions (black trim and logo) are available in Red (BN), Gloss Black (BFI), Royal Blue (BET), Electric Orange (BKH), and Storm Gray (PWZ). Add suffix to base stock number for special colors.

MOBILE SOLUTIONS

WHEREVER YOU GO BEYOND THE BAY, OUR MOBILE SOLUTIONS CAN FOLLOW. OUR 40" CARTS ARE EQUIPPED WITH 6" X 2" VIBRATION-RESISTANT CASTERS THAT ROLL EASILY OVER SMALL OBSTACLES. AND SIDE PANEL ORGANIZERS, A POWERSTRIP, SPEEDDRAWER AND A VARIETY OF WORK SURFACES AND LID OPTIONS GUARANTEE PRODUCTIVITY WHEREVER THE JOB TAKES YOU.

MOBILE STORAGE ANCHORED WITH PREMIUM FEATURES.

Lockable wheels, sturdy bumpers, rolled drawer edges, radiused corners and Lock'n Roll® or InPulse™ drawers are just some of the advantages that make this tool storage as well appointed as it is mobile.

MOBILE SOLUTIONS: WORKSTATION



KEMW361B1PBO

KEMW361 EPIQ Series Mobile Workstation

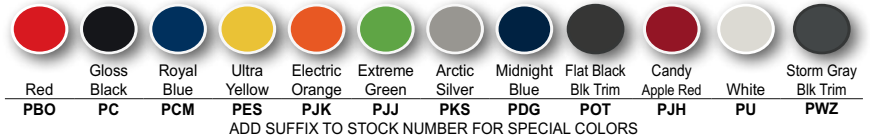
- Stainless steel work top (37 x 30") holds up to 1,000 lb
- Large 30" deep case
- (5) large 30" EPIQ InPulse™ drawers: (4) 4" drawers and (1) 6" drawer
- Swivel casters have rigid locking capability with a strong brake system
- EPIQ case design: top and bottom panel, and side walls absorb heaviest load and impact
- Includes color-matched slotted accessory wall for mounting of shelves and tool holders

Cubic Inches (cm³)	Square Inches (cm²)	Net Weight, lb (kg)		Load Capacity, lb (kg)		
18,136 (297,195)	4,134 (26,691)	448 (203)		2,000 (907)		
	Width		Depth		Height	
Drawers	inches	mm	inches	mm	inches	mm
4	30-1/16	764	27-1/2	700	4	101
1	30-1/16	764	27-1/2	700	6-3/16	157
Overall	37	940	30	762	42	1,067

Five Total Drawers

KEMW361B1PBO EPIQ Series Mobile Workcenter

Colors Available



ROLL CARTS



KEMN361B1PBO

KEMN361 EPIQ Series SideKIQ™ Roll Carts


- Super capacity in a maneuverable footprint—37" wide and 30" deep
- Same 48" height as the EPIQ Roll Cab
- Deep 8" top compartment is massive compared to everything else out there—for large prybars, chargers, diagnostics, etc.
- (4) 7" ISO-Ride+™ swivel casters—all can be locked into rigid position when desired
- InPulse™ drawer retention system is intuitive to use—more than three times stronger than any other drawer retention system
- Six heavy-duty drawers hold 227 lb per drawer
- ISO-Ride+™ torsion puck system anchors strongest, most stable suspension system in the industry
- Casters are designed to carry 2,000 lb—each will provide a lifetime of rugged use
- Lid styling and height blend with any EPIQ Roll Cab
- Radiused trim and inset drawers—no sharp corners

Cubic Inches (cm³)	Square Inches (cm²)	Net Weight, lb (kg)		Load Capacity, lb (kg)		
26,125 (428,112)	6,027 (38,884)	498 (227)		2,000 (907)		
	Width		Depth		Height	
Drawers	inches	mm	inches	mm	inches	mm
2	30-1/16	764	27-1/2	700	1-11/16	43
3	30-1/16	764	27-1/2	700	4	101
1	30-1/16	764	27-1/2	700	6-3/16	157
Top Compartment	36	914	29	717	8	203
Overall	37	940	30	762	48-3/8	1,229

Six Total Drawers

KEMN361B1PBO SideKIQ™ EPIQ Series Roll Cart

Colors Available



KRSC242 Series Heavy-Duty Shop Cart (36")

- Includes KAPS5 power strip with (5) AC and (2) USB ports for secure charging in top compartment
- Includes KAPS5BRKT Cord Wrap Bracket to manage attached 15' cord
- Includes SpeedDrawer for small parts organization
- Includes a side panel accessory that can be mounted to handle holes; use on either side to hold shelves, power tool racks and a variety of tool holders
- Top compartment also provides openings to store long prybars vertically
- Unit is 24" deep for more storage capacity
- Lockable top section is 7" deep, allowing you to secure any work in progress
- Welded cart body yields lasting strength
- Choose from two durable flip lid materials: stainless steel or truck bed liner
- Bumpers have a hard interior but soft exterior to reduce damage to other objects—an exclusive feature
- Six drawers: (2) 2" deep, (2) 4" deep and (2) 6" deep
- Four monoprene casters for better maneuverability and less vibration



KRSC242PB01

Specifications	KRSC242 Series
Cubic Inches (cm ³)	21,979 (360,171)
Square Inches (cm ²)	4,880 (31,483)
Width, inches (mm)	36 (914)
Height, inches (mm)	46 (1,168)
Depth, inches (mm)	24 (610)
Load Capacity, lb (kg)	2,400 (1,089)
Lid Capacity, lb (kg)	150 (68)
Casters	6" x 2"
Net Weight, lb (kg)	318 (144)
Shipping Weight, lb (kg)	373 (172)

KRSC242PB01 36" Six-Drawer Heavy-Duty Stainless Steel Top Shop Cart

Colors Available

	Red	Gloss Black	Royal Blue	Ultra Yellow	Electric Orange	Extreme Green	Midnight Blue	Flat Black Blk Trim	Candy Apple Red	White	Storm Gray Blk Trim	Supersonic Blue
Chrome Trim and Logo	PBO1	PC1	PCM1	PES1	PJK1	PJJ1	PDG1	POT1	PJH1	PU1	PWZ1	ZBS1
Black Trim and Logo	BN7	BF17	BET7	BDO7	BKH7	BKG7	BQE7	POT7	BPS7	BDC7	PWZ7	BCD7

ADD SUFFIX TO STOCK NUMBER FOR SPECIAL COLORS

KRSC46 Series Roll Carts

- The one-piece fully welded body is designed for maximum strength
- Switch out two drawers (4 and 8") to add one 12" drawer, or add two 2" drawer to replace 4" drawer
- 7" deep top compartment
- Top compartment will also store battery charger and can be used as a charging station while locked
- Drawers are 35" wide with 120 lb capacity per drawer; up to 240 lb with double slides
- Round key lock for interchangeability and larger cam for security
- Accessory panels can be added to both sides providing slot pattern for accessories; KRSC404APV panel will allow end cab to be hung from side.
- Top compartment accommodates KAPS5 Power Strip and KAPS5BRKT Cord Wrap with no extra drilling
- Snap-on® KRA-style drawers feature the Lock 'N Roll® system; drawers will not drift open
- Same paint and steel as Snap-on® tool boxes, both sourced and built in the USA
- Optional JKRR46GW55 Rubber Work Mat (not included)



KRSC46HPB0

	Cubic Inches (cm ³)	Square Inches (cm ²)	Net Weight, lb (kg)	Load Capacity, lb (kg)
	20,783 (340,572)	4,392 (28,335)	265 (120)	2400 (1089)
Specifications	Drawers	Width, inches (mm)	Depth, inches (mm)	Height, inches (mm)
	6	40 (1,029)	20 (508)	46 (1,168)
Drawers	5	34-3/4 (882)	17-1/2 (444)	3-5/8 (92)
	1	34-3/4 (882)	17-1/2 (444)	7-5/8 (193)
Top Compartment	—	39-13/16 (1,011)	18-13/16 (478)	7 (178)

KRSC46HPB0 40" Six-Drawer Roll Cart

Colors Available

	Red	Gloss Black	Royal Blue	Ultra Yellow	Electric Orange	Extreme Green	Midnight Blue	Flat Black Blk Trim	Candy Apple Red	White	Storm Gray Blk Trim	Supersonic Blue
Chrome Trim and Logo	PBO	PC	PCM	PES	PJK	PJJ	PDG	—	PJH	PU	—	ZBS
Black Trim and Logo	BN	BFI	BET	BDO	BKH	BKG	BQD	POT	BPS	BDC	PWZ	BCD

ADD SUFFIX TO STOCK NUMBER FOR SPECIAL COLORS



- Do not open multiple drawers
- Images may be shown without actual warning labels
- Read safety precautions on pages W1 to W4

MOBILE SOLUTIONS: ROLL CARTS



KRSC430APJJ1

Specifications	KRSC430A Series
Cubic Inches (cm ³)	20,783 (340,572)
Square Inches (cm ²)	4,392 (28,335)
Width, inches (mm)	40 (1,016)
Height, inches (mm)	46 (1,168)
Depth, inches (mm)	20 (508)
Load Capacity, lb (kg)	2,400 (1,089)
Lid Capacity, lb (kg)	120 (54) each side
Drawers	8
Casters	6" x 2"
Net Weight, lb (kg)	262 (112)
Shipping Weight, lb (kg)	312 (135)

KRSC430A Series Roll Cart

- Features a split top that slides out from the center to provide total access to a generous 7" deep top compartment
- Cart body is entirely welded double wall design, not bolted, for lasting strength
- Two extra sliding drawers located under the sliding lid provide excellent working access to tools
- 4" SpeedDrawer included for small parts organization
- Rolled edges and a rear flange on drawers provide a solid feel to drawers under load
- Two shot-molded rubber/nylon corner bumpers protect nearby objects, and provide long-lasting brand identification and professional appearance
- Full-length two point locking lid and separate manual rear lock rod for drawers
- Extra-deep 7" top compartment
- Organize large sockets, use as a securable charging station for power tool batteries—designed to accommodate optional KAPS5 power strip
- A massive 8" deep bottom drawer is 35" wide will hold large bulky items
- Interchangeable drawers—28" of potential drawer space, any combination of 2" (optional), 4, 8 and 12" (optional) drawers can be placed in any order
- The dual stainless surfaces are embossed inward around the edges to help keep tools and parts from rolling off
- Soft safety bumpers on each corner help protect vehicles and shop equipment
- More than 5" of depth beneath sliding drawers in top compartment—plenty of room for chargers and vertical socket storage
- Optional top work mat set available (JKRR430W55A; available in six colors)
- Choose stainless steel or black bed liner coated work surface

KRSC430APJJ1 40" Sliding Lid Eight-Drawer Stainless Lid Shop Cart

Colors Available

Chrome Trim and Logo	PBO1	PC1	PCM1	PES1	PJK1	PJJ1	PDG1	POT1	PJH1	ZBS1
Black Trim and Logo	BN7	BFI7	BET7	BDO7	BKH7	BKG7	BQD7	BOT7	BPS7	BCD

ADD SUFFIX TO STOCK NUMBER FOR SPECIAL COLORS



KRSC323PBO

KRSC323 Series Roll Cart

- 2" drawer, 4" drawer and extra deep 6" drawer for power tools and diagnostics
- Manufactured in the USA at our Algona, Iowa Plant and tested to a lifetime quality standard
- Fully welded double-wall construction will not weaken over time like bolt together carts
- Stainless steel bottom storage tray holds up to hard use from heavy bulk items
- 7" deep top compartment with vertical prybar storage
- 16" open space beneath drawers—access for large items in bottom
- 5 x 2" vibration-resistant casters smooth cart ride
- Prybar and screwdriver shanks are held securely between walls

OPTIONS:

- Top compartment is set up with knock out for optional power and charging unit (KAPS5, KAPS5BRKT)
- Side Shelf: KRA412G Folding Shelf
- Side Storage: KA1734 Side Panel slotted for tool racks, parts bins, shelves, power tool holders
- Reconfigure the Drawers: Replace a 4" drawer with (2) 2" drawers (326AJL81)
- JKRR33W55A Rubber Work Surface with raised edges

Cubic Inches (cm ³)	Square Inches (cm ²)	Net Weight, lb (kg)	Load Capacity, lb (kg)
10,219 (167,459); plus 10,000 (163,871) bottom tray area	2,110 (13,613) plus bottom tray	180 (82)	1,200 (544)
	Drawers	Width, inches (mm)	Depth, inches (mm)
Specifications	3	32 (813)	20-1/2 (520)
		Height, inches (mm)	
		43 (1,092)	

KRSC323PBO 32" Three-Drawer Roll Cart

Colors Available

Red	Gloss Black	Royal Blue	Extreme Green	Midnight Blue	Storm Gray
PBO	Black Trim	Black Trim	Black Trim	Black Trim	Black Trim
	BFI	PCM	BKG	PDG	PWZ

ADD SUFFIX TO STOCK NUMBER FOR SPECIAL COLORS

KRSC326 Series Roll Cart

- High-functioning bumper system—bumpers on all four corners are strong and comfortable enough to be used as handles, yet soft enough to safely approach customer vehicles
- Comes fully assembled from the factory, including bumpers, casters and aluminum drawer trim
- Fully welded double side walls
- Stronger lock and cam round key lock for interchangeability and larger cam for security

Cubic Inches (cm ³)	Square Inches (cm ²)	Net Weight, lb (kg)	Load Capacity, lb (kg)
16,847 (276,073)	3,533 (22,794)	157 (71.2)	1,200 (544)
	Drawers	Width, inches (mm)	Depth, inches (mm)
Specifications	6	32-11/16 (830)	20-1/2 (520)
Drawers	5	27-1/8 (689)	17-1/2 (445)
	1	27-1/8 (689)	17-1/2 (445)
Top Compartment	—	32 (812)	18-13/16 (478)
			6-11/16 (170)



KRSC326FPCM

KRSC326FPCM 32" Six-Drawer Compact Roll Cart

Colors Available

	Red	Gloss Black	Royal Blue	Ultra Yellow	Electric Orange	Extreme Green	Midnight Blue	Flat Black Blk Trim	Candy Apple Red	White	Storm Gray Blk Trim	Supersonic Blue
Chrome Trim and Logo	PBO	PC	PCM	PES	PJK	PJJ	PDG	—	PJH	PU	—	ZBS
Black Trim and Logo	BN	BFI	BET	BDO	BKH	BKG	BQD	POT	BPS	BDC	PWZ	BCD

ADD SUFFIX TO STOCK NUMBER FOR SPECIAL COLORS

KRSC343 Series Roll Cart

- 6 Drawer Sliding Lid Cart
- Cart body is entirely welded double wall design, not bolted, for lasting strength
- Almost 17,000 cubic inches of tool storage
- Lid surface is powder coated to match color of cart
- Surfaces slide independently on 120 lb capacity ball bearing drawer slides
- Extra-deep 7" top compartment
- Organize large sockets, use as a securable charging station for power tool batteries
- Designed to accommodate optional KAPS4, KAPS5 and cord wrap KAPS5BRKT
- Prybar/screwdriver storage area inside top compartment
- Full-length 2-point locking lid and separate manual rear lock rod for drawers; more secure than single-point lock used by many other manufacturers
- Independent drawer locking switch inside the top compartment
- Maneuverable 32" width and quiet; low-vibration rolling
- (2) shot-molded rubber/nylon corner bumpers help protect nearby objects and provide long-lasting brand identification and professional appearance
- Rolled edges and a rear flange on drawers provide a solid feel to drawers under load
- Spot welds 3–4" apart



KRSC343PJK

Cubic Inches (cm ³)	Square Inches (cm ²)	Net Weight, lb (kg)	Ball Slide Capacity, lb (kg) per drawer
16,847 (276,078)	3,533 (22,794)	157 (71.2)	120 lbs (95kg)
	Drawers	Width, inches (mm)	Depth, inches (mm)
4" Wide Drawer	5	27-1/8 (688)	17-1/2 (445)
8" Wide Drawer	1	27-1/8 (688)	17-1/2 (445)
Top Compartment	—	26 (660)	19-1/8 (485)
Prybar/Screwdriver Section	2	5 (127)	19-1/8 (485)
Overall Totals	6	32 (812)	20-1/2 (521)
			46 (1,168)

KRSC343PJK 32" Six-Drawer Compact Split Lid Cart

Colors Available

	Red	Gloss Black	Royal Blue	Ultra Yellow	Electric Orange	Extreme Green	Midnight Blue	Flat Black Blk Trim	Candy Apple Red	White	Storm Gray Blk Trim	Supersonic Blue
Chrome Trim and Logo	PBO	PC	PCM	PES	PJK	PJJ	PDG	—	PJH	PU	—	ZBS
Black Trim and Logo	BN	BFI	BET	BDO	BKH	BKG	BQD	POT	BPS	BDC	PWZ	BCD

ADD SUFFIX TO STOCK NUMBER FOR SPECIAL COLORS



- Do not open multiple drawers
- Images may be shown without actual warning labels
- Read safety precautions on pages W1 to W4

MOBILE SOLUTIONS: ROLL CARTS



KRBC60T

KRBC60T Welding Workstation

Cubic Inches (cm ³)	Square Inches (cm ²)	Net Weight, lb (kg)	Load Capacity, lb (kg)	
19,804	1,949	295 lb	1,000 (453)	
Specifications	Drawers	Width, inches (mm)	Depth, inches (mm)	Height, inches (mm)
	3	50-3/4 (1,289)	25-3/4 (654)	37-1/2 (352)
Top Compartment	—	26 (660.4)	19-1/8 (485.8)	6-1/2 (165.1)

KRBC60T Welding Workstation Cart

- 3/8" steel-plate work surface
- Four dual-purpose mounting locations serve as accessory mount and wand holder
- HD textured black matte finish
- Large locking compartment stores (2) welders
- Slots-N-Dots™ rear panel accommodates many accessories
- (3) drawers with liners and high-quality roller bearing slides
- (3) large cord hooks included; extra hook kits available
- 50-3/4" W x 25-3/4" D x 37-1/2" H
- 1,000 lb load capacity



KRP1HD

KRP1HD Series Polymer Roll Cart

	Net Weight, lb (kg)		Load Capacity, lb (kg)	
	37 (16.8)		320 (145)	
Specifications		Width, inches (mm)	Depth, inches (mm)	Height, inches (mm)
	1	43 (1,092)	21-3/4 (552)	38-1/2 (978)
Top Tray	1	43 (1,092)	21-3/4 (552)	3-3/16 (80.9)
Bottom Tray	1	43 (1,092)	21-3/4 (552)	2-13/16 (71.4)

KRP1HD Polymer Roll Cart

- Heavy-duty polymer construction will not scratch painted surfaces, will not corrode and is nonconductive
- Top slides in either direction to reveal storage compartment and work surface underneath
- Built-in tool holders in handles accept wide variety of screwdrivers, small prybars, pliers and other small-to-medium hand tools
- Drain plugs in both upper and lower trays facilitate cleanup
- Red trays with gray lid and legs
- Locking swivel casters
- Each tray has 160 lb (73 kg) load capacity



KADDS2402

Steel Drawer Dividers

- Made from galvanized steel
- Simply place the side edges and front/back edges around the perimeter of the drawer, and then locate middle dividers and divider tabs wherever they are needed (in 3, 5, 7, 10 and 15" width increments)
- Additional individual components for KRL1000 and KRL7000 Series (29" deep) available at www.snapon.com/toolstorage

KADDS2402 2" Drawer Divider Kit

- Tool storage divider set for common 2"-wide drawer/24"-deep units for the Masters and Classic Series
- Designed to be used in all KRL Masters Series (24 and 29"-deep), Classic Series (24"-deep) and KRA6200 Series Road Chests

KADDS2404 4" Drawer Divider Kit

- Tool storage dividers for the wide drawer common on 24"-deep units

KRA6200F/KRA6210F Series Road Chests

- Wider side walls with added corner gussets to keep corners square
- Three stiffeners behind front cover with inside padding: strengthens cover and protects drawers
- Cover and front are hinged together for quick and easy access to all tools
- Overlap on lid allows water to flow past without entering the front section
- Handles on KRA6210F Series provide easier lifting (Handle: 8-3533 add color suffix)
- Three friction hinges keep the front cover from slamming
- Optional steel drawer divider sets: KADDS2402 2" drawer, KADDS2404 4" drawer


Cubic Inches (cm ³)	Square Inches (cm ²)	Net Weight, lb (kg)		Shipping Weight, lb (kg)
11,937 (195,612)	3,460 (22,323)	282 (128)*		325 (147)*
	Drawers	Width, inches (mm)	Depth, inches (mm)	Height, inches (mm)
Specifications	4	36 (914)	24 (610)	24 (610)
Drawers	2	30-1/2 (775)	21-3/4 (552)	1-3/4 (44)
	2	30-1/2 (775)	21-3/4 (552)	3-5/8 (92)
Top Compartment	—	34-7/8 (885)	22-1/2 (571)	5-1/2 (139)

*Add 25 lb for cage on KRA6200F

KRA6200FPBO 36" Four-Drawer Heavy-Duty Road Chest

KRA6210FPBO 36" Four-Drawer Heavy-Duty Road Chest with Side Handles

Colors Available



KRA6200FPBO



KRA6210FPBO

Optional Waterproof Covers

KRA6200	KAC6200 (Red)	KAC6200PC (Black)
KRA6210	KAC6210 (Red)	KAC6210PC (Black)


KRA62 Series Heavy-Duty Road Chest

Cubic Inches (cm ³)	Square Inches (cm ²)	Net Weight, lb (kg)	Load Capacity, lb (kg)
8,187 (134,160)	3,108 (20,050)	178 (81)	450 (204)
	Drawers	Width, inches (mm)	Depth, inches (mm)
Specifications	10	31-3/32 (789.8)	20-5/16 (515.9)
Top Compartment	—	26 (660.4)	19-1/8 (485.8)
			Height, inches (mm)
			21-7/32 (539)
			6-1/2 (165.1)

Optional Accessories:

KRAC62 Nylon Cover

Colors Available



KRA62D



- Do not open multiple drawers
- Images may be shown without actual warning labels
- Read safety precautions on pages W1 to W4

MOBILE TOOL CHESTS



KMC18062PGR



Stock No.	Drawers
KMC18043	7
KMC18062	8



KMC18062PTN

Colors Available

Black	Orange	Combat Tan	Combat Green
PBK	POR	PTN	PGR

ADD SUFFIX TO STOCK NUMBER FOR SPECIAL COLORS

All Weather Tool Chests

- 22.1" wheel base on the wide corners for stability
- Innovative four bar latch system for secure lid closure
- Telescoping handle with higher reach
- Over top hinged lid can be used as a seat when case is closed
- Drawers fully extend on Snap-on® proprietary composite slides
- Usable space interior dimensions: 21.2" W x 11.9" D x 15.4" H
- 4,130 cubic inches of internal space
- Heavy-duty butterfly hinges
- Auto pressure equalization valve
- Large side handles that may be gripped with two hands
- Configurable drawers; interchangeable with other mobile tool chests
- Heavy-duty roll cage ribs; durable, shock-resistant material
- Stackable design even when fully loaded
- Snap-on® padlock holder with 250 lb of break in resistance
- Water resistant when submerged to one meter
- Case material made with Zerust® corrosion inhibitor to help prevent tools from rusting
- Net weight 44 lb (20 kg)

Optional Accessories:

JKMC18-7NS

Nonslip Drawer Liner Kit

- For KMC18043 Series seven drawer units only

TCK18043BR

Tool Control Kit

- Tool Control Kit for KMC18 seven drawer units only

KMC18-1DRW

Single Deep Drawer

- Fits KMC18

KMC18-2DRW

Double Deep Drawer

- Fits KMC18

RKKMOC18HL

Handle Replacement Kit

- For the KMOC18 series of All Weather Tool Chests

RKKMOC18WH Wheel Kit

- For the KMOC18 series of All Weather Tool Chests



TB50W

Soft-Sided Tool Bag with Wheels

TB50W Soft-Sided Tool Bag with Wheels

- Multiple pockets inside and outside to store a multitude of smaller items
- Large gate mouth opening to store larger items and for easy access
- Made of durable 1680 denier oxford nylon fabric for strength and durability
- 36" telescoping handle with wheels to roll rather than carry the bag
- Dimensions: 20" W x 12" D x 12" H

Aviation Dog Boxes

Aviation technicians told us what they need. And we listened. Snap-on® is excited to introduce this new line of rolling tool boxes with convenient hand-tow handles. Available in three sizes, these dog boxes let you load up

Interchangeable Handles

- Small and medium dog boxes feature an interchangeable hard steel wagon-style handle that keeps the box from wandering or nipping at your heels, or a soft nylon leash so you can choose the hand-tow handle that best fits your needs
- Handles can be quickly installed or changed with the wire lock pin Deluxe Wagon-Style Handle
- The large dog boxes feature a deluxe hard steel wagon-style handle that is easy to steer and easy to control
- The swivel feature allows for a comfortable pulling position while the spring-loaded action keeps the handle in the upright position, when the box is at rest

the tools you need for a specific task and comfortably wheel them across the tarmac, from hangar to hangar, through the terminal or on a plane.

Hinged And Foldable Top

- Both large dog boxes feature a front lid that folds up and under the top lid to create a convenient, flat work surface, while still allowing access to the drawers
- When fully closed, the hinged cover lets you keep the drawers and box securely locked

Removable Chassis

- Each dog box can be removed from the rolling chassis with convenient lifting handles to allow for stationary storage on a bench or roll cab for easy accessibility

Rubber Wheels

- All models feature rubber caster wheels for a smooth and quiet ride along with maximum shock absorption
- Wheels can also be locked for safety



KRDB265



KRDB269



KRDB18



KRDB24

Specification	KRDB265	KRDB269	KRDB18	KRDB24
Brand	Snap-on®	Snap-on®	Blue-Point®	Blue-Point®
Description	Dog Box Large, 5-Drawer Wheeled Tool Box	Dog Box Large, 9-Drawer Wheeled Tool Box	Dog Box Small, Wheeled Tool Box	Dog Box Medium, Wheeled Tool Box
Storage Space (Cubic Inches)	4,452	4,288	1,530	2,540
Storage Space (Square Inches)	1,814	1,753	525	670
Number of Trays	—	—	4	4
Number of Drawers	5 full length	3 full length 6 compartment	—	—
Cantilever, Split-Top Opening	—	—	Yes	Yes
Flat Work Top	Yes	Yes	—	—
Pull Handle*	Deluxe Hard Steel Wagon Handle with Soft Grip	Deluxe Hard Steel Wagon Handle with Soft Grip	Interchangeable Hard Steel Wagon Handle or Soft Nylon Leash	Interchangeable Hard Steel Wagon Handle or Soft Nylon Leash
Carrying Handle	No	No	Yes	Yes
Rubber Wheels	Yes	Yes	Yes	Yes
Removable Chassis	Yes	Yes	Yes	Yes
Length, inches (mm)	26 (660)	26 (660)	18 (457)	24 (610)
Width, inches (mm)	14-3/4 (375)	14-3/4 (375)	10 (254)	12 (305)
Height, inches (mm)	17-1/4 (438)	17-1/4 (438)	13-1/4 (349)	12 (305)
Weight, lb (kg)	103 (47)	103 (47)	32 (14)	55 (25)

*Designed to be pulled by hand

Already own a Snap-on® toolbox? Add a rolling chassis to create your own dog box.

DB18CHASSIS: 18" Chassis with Interchangeable Hard and Soft Handles

DB24CHASSIS: 24" Chassis with Interchangeable Hard and Soft Handles

DB26CHASSIS: 26" Chassis Hard Handle only



- Do not open multiple drawers
- Images may be shown without actual warning labels
- Read safety precautions on pages W1 to W4

MOBILE SOLUTIONS: ROLL CARTS (Blue-Point®)



KRBC50TB

KRBC50TB Series Roll Cart (Blue-Point®)


- New self-closing drawer retention system keeps drawers from drifting open
- Heavy-duty cart push handle
- 6 x 2" heavy-duty casters (brakes on two of the casters)
- Rugged 1 pc bumper guards
- Retractable side work table
- Prybar and tool holders on each side of the cart
- Can holder included

Specifications	KRBC50T Series
Cubic Inches (cm ³)	11,283 (184,900)
Square Inches (cm ²)	3,314 (21,380)
Width, inches (mm)	36 (965)
Height, inches (mm)	42 (1,071)
Depth, inches (mm)	22-3/8" (569)
Load Capacity, lb (kg)	800 (362)
Drawers	5
Casters	6" x 2"
Net Weight, lb (kg)	180 (81.6)
Shipping Weight, lb (kg)	216 (98)

Does not include bottom tray

KRBC50TB Roll Cart (Blue-Point®)

Colors Available



KRBC30TBPCM

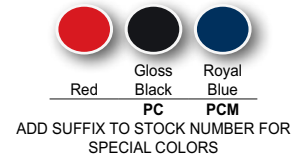
KRBC30TB Series Roll Cart (Blue-Point®)

- Portable 20' electrical cord reel with four outlets and circuit breakers
- Adjustable personal organizer tray in top compartment (24" W x 3" D x 1-1/2" H)
- One-piece rubber bumper for each leg (already installed)
- Bottom corner bump blocks for extra corner protection
- Sturdy, spacious bottom drawer with two sets of drawer slides
- Larger pull handles for easy drawer opening
- Heavy-duty padded handle
- Removable garbage can
- Sturdy side work table
- Removable spray can holder
- Comes with casters assembled on cart

Cubic Inches (cm ³)	Square Inches (cm ²)	Net Weight, lb (kg)	Load Capacity, lb (kg)
11,050 (181,077)	2,153 (13,890)	180 (81.5)	800 (362)
	Drawers	Width, inches (mm)	Depth, inches (mm)
Specifications	4	35 (889)	21 (533)
Top Compartment	—	24 (610)	20 (508)
			Height, inches (mm)
			41-1/4 (1,048)
			6 (152)

KRBC30TBPCM Roll Cart (Blue-Point®)

Colors Available



KRBC100 Series Shop Cart (Blue-Point®)

- Bulk items (up to 18" tall, 31" wide or 19" deep) can be secured behind the rolling locking door
- All-new Blackout color scheme
- (2) narrow drawers and (2) wide drawers
- Locking pry bar cabinet can accommodate (20) prybars and/or screwdrivers
- Factory installed bumpers help to protect nearby vehicles
- Slotted side panels hold Snap-on® slotted accessories
- Lockable top section is 5" deep

Cubic inches (cm ³)	Square inches (cm ²)	Net Weight, lb (kg)		Load Capacity, lb (kg)
18,749 (307,241)	2,901 (18,716)	205 (91)		800 (362)
Specifications	Drawers	Width, inches (mm)	Depth, inches (mm)	Height, inches (mm)
Drawers	1	26 (679)	18 (444)	5 (116)
	2	12 (314)	18 (444)	2 (51)
Top Compartment	1	31 (794)	20 (495)	5 (126)

KRBC100BKG 32" Four-Drawer with Bulk Storage Shop Cart (Blue-Point®)

Colors Available

						
Red Blk Trim	Black Blk Trim	Blue Blk Trim	Green Blk Trim	Orange Blk Trim	Purple Blk Trim	Storm Gray Blk Trim
BN	BFI	BET	BKG	BKH	BEG	PWZ

ADD SUFFIX TO STOCK NUMBER FOR SPECIAL COLORS



KRBC100BKG

KRBC200 Series Shop Cart (Blue-Point®)

- Top compartment is 13-1/2" deep to accommodate power tool holder, standing storage of power tools with batteries, magnetic wrench racks, deep sockets and personal bulk items
- Charging Capability: Top area is designed for KAPS5 Power Strip with (5) offset AC outlets and (2) USB outlets, KAPS5BRKT Cord Wrap Bracket for 15' cord
- Sliding lid for easy top compartment access
- (5) wide drawers and (2) bottom drawers are almost 5" deep
- Locking prybar cabinet included
- Rugged corner bumpers
- Rubber raised edge work surface
- Seven great-looking Blackout colors, black trim, black logo
- Slotted side panels hold Snap-on® accessories: KAS12APWRPC Power Tool Rack; KAS12APV Shelf, KAHK63 Hooks, KAT12APV 12" Can Tray, KATR12PV T-Handle Rack

Cubic inches (cm ³)	Square inches (cm ²)	Net Weight, lb (kg)		Load Capacity, lb (kg)
18,574 (304,367)	4,803 (30,989)	180 (82)		500 (227)
Specifications	Drawers	Width, inches (mm)	Depth, inches (mm)	Height, inches (mm)
Drawers	3	27 (679)	18 (444)	2 (51)
	2	27 (679)	18 (444)	5 (116)
Top Compartment	1	31 (788)	20 (495)	18 (412)
Prybar Cabinet	1	15 (380)	4 (101)	9 (226)

KRBC200BEG 32" Five-Drawer Sliding Lid Shop Cart (Blue-Point®)

Colors Available

						
Red Blk Trim	Black Blk Trim	Blue Blk Trim	Green Blk Trim	Orange Blk Trim	Purple Blk Trim	Storm Gray Blk Trim
BN	BFI	BET	BKG	BKH	BEG	PWZ

ADD SUFFIX TO STOCK NUMBER FOR SPECIAL COLORS



KRBC200BEG



- Do not open multiple drawers
- Images may be shown without actual warning labels
- Read safety precautions on pages W1 to W4

MOBILE SOLUTIONS: ROLL CARTS (Blue-Point®)



KRBC10TBES


KRBC10TB Series Roll Cart (Blue-Point®)

- 2,400 in² (7,428 in³) of storage space and 540 lb load capacity
- Locking flip top with gas shocks
- (4) locking drawers when lid is closed
- Screwdriver storage is in top compartment
- Retractable side work table
- Quick-disconnect system for the gas shocks allows the lid to be turned over the back of the cart 270° for full access to the cart from the front, back and sides
- Plated fasteners resist corrosion and self-locking nuts ensure a rigid, secure assembly
- Locking support tabs add strength, increase load capacity and facilitate quick assembly
- Protective rubber bumpers
- Made from heavy-gauge steel for superior strength
- Comes with casters assembled

	Cubic inches (cm ³)	Square inches (cm ²)	Load Capacity, lb (kg)	
	7,428 (121,700)	2,400 (15,480)	540 (245)	
	Drawers	Width, inches (mm)	Depth, inches (mm)	Height, inches (mm)
Specifications	4	30-1/2 (775)	20-1/2 (520)	41-1/4 (1,048)
	2	11-1/2 (292)	17-1/2 (444)	2-1/2 (63.5)
Drawers	1	24-1/2 (622)	17-1/2 (444)	2-1/2 (63.5)
	1	24-1/2 (622)	17-1/2 (444)	2-1/2 (63.5)
Bottom Shelf	2	30 (762)	19 (482)	3-1/2 (88.9)
Top Compartment	—	30 (762)	19 (482)	2-1/2 (63.5)
External Tray (rear)	—	15-3/8 (390)	4 (101)	3-3/8 (85.9)
External Tray (front)	—	15-3/8 (390)	4 (101)	2 (50.8)

KRBC10TBES Four-Drawer Service Cart (Blue-Point®)

Colors Available



KRBCSST


KRBCSST Series Roll Cart (Blue-Point®)

- Padded lid protects finish and provides additional work surface
- Roller bearing slide drawers, locking slide top and internal prybar holder
- Dual locking casters keep cart in place during use
- Convenient storage trays on both sides

Cubic Inches (cm ³)	Square Inches (cm ²)	Net Weight, lb (kg)	Load Capacity, lb (kg)	
15,931 (261,062)	1,618 (26,514)	23.5 (56)	300 (136)	
	Drawers	Width, inches (mm)	Depth, inches (mm)	Height, inches (mm)
Specifications	2	29-7/16 (747)	20-5/8 (524)	38-11/16 (982)
Top Compartment	—	29-7/16 (747)	20-5/8 (524)	6-13/16 (171)
Drawers	2	29-5/16 (744)	17-1/2 (444)	2-3/4 (69)
Bottom Compartment	—	29-5/16 (744)	17-1/2 (444)	3 (75.9)

High quality 210 Denier® nylon. Sturdy zipper makes using the cover quick and easy. Waterproof and durable.

Colors Available



KRBC7TD Series Roll Cart (Blue-Point®)


- Four swivel casters (two locking)
- Six liners on drawer and tray, and one rubber mat on side work shelf
- Latch system to unlock all four drawers once the top lid has been opened with a key
- Gas springs on lid for greater control
- Folding side work shelf provides extra work space
- Provides secure mobile tool storage
- Tubular locks on lid and prybar compartment
- Locking flip top lid with full-length piano hinge
- Locking prybar compartment securely holds all length prybars and screwdrivers

	Net Weight, lb (kg)		Load Capacity, lb (kg)	
	112.2 (50.8)		300 (136)	
	Drawers	Width, inches (mm)	Depth, inches (mm)	Height, inches (mm)
Specifications	4	35 (889)	17 (431)	41 (1,041)
Drawers	2	13-13/16 (350)	15-3/8 (398)	2 (50.8)
	1	27-9/16 (700)	15-7/16 (391)	2 (50.8)
	1	27-9/16 (700)	15-7/16 (391)	4 (101)
Bottom Shelf	1	27-9/16 (700)	15-7/16 (391)	3 (76.2)



KRBC7TDPJJ

Colors Available



KRBC13 Series Heavy-Duty Cart (Blue-Point®)

- Locking deep drawer almost 5"
- Uses 3" slots on sides/back to hold our standard racks and shelves
- Heavy-gauge steel legs keep unit sturdy and square
- Welded bottom panel rails support 5 x 2" casters under heavy loads
- Comes fully assembled; install handle and go!
- Optional second drawer add-on (KRBC13DK)

Specifications	KRBC13
Width, inches (mm)	31-1/2 (800)
Depth, inches (mm)	19-1/2 (495)
Height, inches (mm)	38 (965)
Cubic inches (cm ³)	5,591 (10,516)
Square inches (cm ²)	1,630 (16,445)
Slots on side panels	3" (76 mm) on center, max. 15"
Slots on back panel	3" (76 mm) on center, max. 21"
Drawers	1



KRBC13PBO

KRBC13PBO Heavy-Duty One-Drawer Two-Tray Cart (Blue-Point®)

Colors Available



- Do not open multiple drawers
- Images may be shown without actual warning labels
- Read safety precautions on pages W1 to W4

MOBILE SOLUTIONS: ROLL CARTS (Blue-Point®)



KRBC2TCPCM

KRBC2TC Series Roll Cart (Blue-Point®)

- Rugged, general duty dual shelf roll cart
- Trays feature rolled edges for improved strength and rigidity
- Maximum load capacity 150 lb (68 kg) per tray
- Casters are 4" x 1 1/8" (two locking, two standard)
- Trays measure 30" long x 17" deep

KRBC2TC	Net Weight, lb (kg)		Load Capacity, lb (kg)	
		38 (17.2)	300 (136)	
	Drawers	Width, inches (mm)	Depth, inches (mm)	Height, inches (mm)
Specifications	—	30 (756)	17 (428)	41 (1,041)
Trays	2	30 (756)	17 (428)	3 (75)

KRBC2TCPCM Roll Cart (Blue-Point®)

- **KRBC3TD-1 Locking Drawer**
- Optional add-on locking drawer for KRBC2TC
- **350ABMF09 Replacement Add-On Tray**

Colors Available



Red Gloss Black Royal Blue
 ———— ———— ————
 PC PCM

ADD SUFFIX TO STOCK NUMBER FOR SPECIAL COLORS



KRBC3TD

KRBC3TD Series Roll Cart (Blue-Point®)

- Features locking drawer with tubular lock for added tool security
- Two sturdy, 3" deep trays are positioned for convenience
- 150 lb (68 kg) load capacity per tray
- Made of heavy-gauge steel
- Friction drawer slides
- 4 x 1-1/8" casters (two locking, two standard)

KRBC3TD	Net Weight, lb (kg)		Load Capacity, lb (kg)	
		65 (29.5)	300 (136)	
	Drawers	Width, inches (mm)	Depth, inches (mm)	Height, inches (mm)
Specifications	—	32 (813)	17-13/16 (452)	41 (1,041)
Trays	2	30 (762)	17 (428)	3 (76.2)
Drawer	1	27 (685)	14-1/2 (368)	4 (101)

KRBC3TD Roll Cart (Blue-Point®)

- **KRBC3TD-1 Locking Drawer**
- Optional add-on locking drawer for KRBC2TC

Colors Available



Red Gloss Black Royal Blue
 ———— ———— ————
 PC PCM

ADD SUFFIX TO STOCK NUMBER FOR SPECIAL COLORS

SOSTPCA Automotive Service Tray

- Leg clearance of 25" allows service tray to slide under hood from the front or side of vehicle
- Height adjustable support post (36.5–48.6") allows tray to clear fender or front end on most vehicles
- Removable parts tray and screwdriver holders built into the tray
- Protective bumpers included for the support post
- Tray will hold maximum of 125 lb and the drawer 25 lb



SOSTPCA

SOSTPLUS Automotive Service Tray PLUS

- New taller design means it can be used on trucks, such as Ford® F-150, F-250, and more
- Wider base to handle the taller height; provides better stability
- Large, heavy-duty casters for easier moving
- Top is able to rotate approximately 45° slightly left or right of center
- Hang more accessories with the larger top tray side wall/lip
- Larger tray provides more surface space
- Larger crank gear for less cranking to raise and lower the tray
- Bigger bottom basket for even more storage underneath



SOSTPLUS

BLPUHST Underhood Service Tray (Blue-Point®)

- Convenience with less user motion and fatigue
- 24" leg clearance allows the service tray to slide under the hood from the front or the side of vehicle
- Parts dividers and screwdriver holders built into the tray
- Protective bumpers included for top tray and support post
- 3" heavy-duty swivel casters
- Height-adjustable support post adjusts from 35-13/16–48-3/8" for the tray to clear the fender or front end of most vehicles
- EVA pads in all tray compartments
- Dimensions (fully assembled): 29-1/2" L x 26" W x 48-3/8" H
- Maximum load capacity: 75 lb (34 kg)



BLPUHST

BLPUHSTPC Underhood Service Tray (Blue-Point®)

- Matte Black version of the BLPUHST
- Convenience with less user motion and fatigue
- 24" leg clearance allows the service tray to slide under the hood from the front or the side of the vehicle
- Parts dividers and screwdriver holders built into the tray
- Protective bumpers included for top tray and support post
- 3" heavy-duty swivel casters
- Height-adjustable support post adjusts from 35-13/16–48-3/8" for the tray to clear the fender or front end of most vehicles
- EVA pads in all tray compartments
- Dimensions (fully assembled): 29-1/2" L x 26" W x 48-3/8" H
- Maximum load capacity: 75 lb (34 kg)



BLPUHSTPC

ACCESSORIES: BOXES AND TOTE TRAYS



YA481



YA483



YA486

Plastic Boxes

Ideal for a wide range of storage needs. YA481 through YA486 are made of tough injection-molded plastic to ensure a precise fitting lid and durability. Top carrying handle, tension latches, tote tray and padlock provision are also featured.

Stock No.	Dimensions, inches
YA481	14-1/2 W x 7-1/4 D x 4-1/2 H
YA482	16-1/2 W x 8-1/4 D x 6-1/2 H
YA483	20-1/4 W x 9 D x 7-3/4 H
YA484	23-1/8 W x 10-1/4 D x 10-1/2 H
YA486	27-1/2 W x 13-3/8 D x 14 H



• Images may be shown without actual warning labels
• Read safety precautions on pages W1 to W4

ACCESSORIES: STORAGE CASES, TOTE TRAYS AND WALL CABINET



KRP5CAB



KRP5PB



YA402



KTA3A



KTA8PV



KRP1001A



KRA276D

Tool Boards Purchased separately

Parts Storage Cases

KRP5CAB Five-Drawer Storage Cabinet

- Use to store or inventory small tools and parts
- Black, heavy-duty polypropylene cabinet with five removable drawers (KRP5PB)
- Each drawer features a translucent plastic divider system that allows full customization for individual needs
- Drawers are easily removable for transport to job location
- Units can be stacked or wall mounted
- Resistant to common solvents
- Cabinet dimensions are 15-1/2" W x 14-1/2" D x 16" H

KRP5PB Storage Drawer

- Plastic storage drawer for KRP5CAB parts storage cabinet
- Each drawer features 16 translucent section dividers for unlimited customizing options (KRP5PB-16 = 16 Dividers)
- Drawer measures 13-5/8" W x 9-5/8" D x 2-1/4" H

YA402 Parts Storage Case (Blue-Point®)

- Interchangeable partitions allow customizing from 9–24 compartments
- Rugged polypropylene construction
- 14-5/8" W x 10-3/4" D x 2-5/16" H

YA485 Parts Storage Case (Blue-Point®)

- Similar to YA402 except interchangeable partitions can form 8–32 compartments
- 18" W x 12" D x 3" H

Tote Trays

KTA3A Metal Tote Tray

- Tubular pull-up handle lifts 1-5/8"
- Measures 20-1/4 x 8 x 3-1/4" with handle down

KTA8PV Metal Tote Tray

- Drops in any 14" wide (4" deep) drawers on KRL1000 and KRL700 Series tool storage units
- Four non-skid rubber feet protect finished surfaces from scratching
- Raised lips hold tray securely in drawer
- Tubular pull-up handle raises 1-3/4"
- Measures 14-13/16" L x 10" W x 3-13/16" H with handle down
- Black textured finish

KRP1001A Plastic Tote Tray

- Made of tough, rust-proof, nonconductive, chemical-resistant polymer
- Includes two deep end pockets
- Bottom drawer is divided into 12 compartments and can be opened from either side
- 16-5/8" L x 10-1/4" W x 6-7/8" H

Wall Cabinet

KRA276D 33-7/8" Two-Door Wall Cabinet

- Wall cabinet provide both security and inventory control
- Wall cabinet can be mounted to wall, stationary bench or roll cab
- Ruggedly built of heavy-gauge steel for durability
- Theft-resistant cylinder locks and a two-point locking system provide protection for your tools
- Features PLEXIGLAS® door panels to permit checking tool inventory without opening doors
- Cabinet measures 33-7/8 W x 24-3/4" H x 6" D

ACCESSORIES: BOXES AND TOTE TRAYS




KRW184B



KRW185



KRA25D



KRW48C



UT22K



KRA21G



KRW182B



KRW183C



KRA24



KRU24B



KRU24GB

Stock No.	Cubic inches (cm ³)	Square inches (cm ²)	Dimensions, inches	Description/Features
KRW184B	1,851 (30,330)	684 (4,413)	Overall: 20-19/32 x 8-1/2 x 14-1/4 Top 3 Drawers: 17-13/16 x 7-5/16 x 2 Bottom Drawer: 17-13/16 x 7-5/16 x 2-1/2	Four-Drawer Locking Box with Lid (Blue-Point®)
KRW185	2,030 (33,266)	845 (5,452)	20-1/4 x 18 x 8-1/2	Five-Drawer Locking Box with Lid (Blue-Point®)
KRA25D	1,568 (25,690)	180 (1,161)	20-7/8 x 8-3/4 x 8-3/4	Metal Box with Partitioned Tote Tray (Blue-Point®)
KRW48C	1,530 (25,070)	476 (3,071)	18 x 10 x 13-1/4	Cantilever Lid (Blue-Point®)
UT22K	1,444 (23,660)	525 (3,837)	Overall: 22 x 8 x 9; 4 Small Trays: 22 x 4 x 2	22" Long Cantilever Box
KRA21G	996 (16,320)	486 (3,135)	Bottom Drawer: 19-3/4 x 7-3/4 x 2-13/16	Two-Drawer Locking Box with Tote Tray
KRW182B	1,137 (18,630)	—	18-1/2 x 8-1/2 x 9-1/2	Two-Drawer Locking Box with Lid (Blue-Point®)
KRW183C	1,637 (26,830)	—	Overall: 20-19/32 x 8-1/2 x 12 Each Drawer: 17-13/16 x 7-5/16 x 2-1/2	Three-Drawer Locking Box with Lid (Blue-Point®)
KRA24	1,155 (18,930)	154 (994)	19-7/8 x 7-3/4 x 7-1/2	Box with Tote Tray
KRU24B	2,540 (41,623)	670 (4,322)	Bottom Section: 23-3/5 x 11-3/5 x 7-1/4	Red 24" Long Box with Cantilever Under Lid (Blue-Point®)
KRU24GB	2,540 (41,623)	670 (4,322)	Bottom Section: 23-3/5 x 11-3/5 x 7-1/4	Gray 24" Long Box with Cantilever Under Lid (Blue-Point®)



- Do not open multiple drawers
- Images may be shown without actual warning labels
- Read safety precautions on pages W1 to W4

ACCESSORIES: TOTE BAGS



TB10A



TB20A



TB30



TB40



TB50



CTTOTE



BPTOTE



CTUTOTEABK

Tote Bags

- Rugged, versatile tote bags are constructed from heavy duty 600 x 300 D-polyester
- Water-resistant PVC backing
- Reinforced top hem
- Wide top opening for easy access
- Padded handles and shoulder strap
- Embroidered logos

TB10A Collapsible Tote Bag

- Folds flat for convenient storage using hook-and-loop with metal snap corner closures
- Multiple interior and exterior pockets
- Fold-down interior bin dividers
- Molded plastic bottom for strength
- Overall dimensions: 18" L x 8" W x 9" H

TB20A Tote Bag

- Multiple interior and exterior pockets
- Removable plastic parts storage bin accessed via lower side storage pocket
- Overall dimensions: 15" L x 10-1/2" W x 12" H

TB30 Tote Bag

- Ultimate small tool organizer
- Multi-organizing pockets
- Heavy-duty zippers
- Overall dimensions 13" L x 10" W x 8" H

TB40 Tote Bag

- Lots of cargo space for cordless tools, etc.
- Heavy-duty shoulder strap
- Water-resistant D-polyester fabric and reinforced top hem for sturdy construction
- Multiple pockets, inside and out
- Wide opening for easy access
- Heavy-duty zippers
- Will hold an 18" pry-bar in diagonal mounts on the inside wall
- Maximum carrying capacity of 27 lb
- Overall dimensions 17" L x 9" W x 11" H

TB50 Tote Bag

- Multiple pockets both inside and on the exterior
- Easy grip handle
- Special hard body design
- Overall dimensions 20 x 11 x 9"

CTTOTE Power Tool Tote Bag

- Wide opening for easy access to tools—extra padding for protection
- Durable 600 Denier® exterior for strength
- Interior pockets and compartments for tool organization
- Padded handles for comfortable transport
- Reinforced bottom for strength
- Six external pockets for extra storage
- Approximate inside dimensions, open: 18" L x 8" W x 11-1/2" D (457 x 203 x 292 mm)

BPTOTE Tote Bag (Blue-Point®)

- Heavy-duty 600 x 300 D-polyester
- Water-resistant, rugged and versatile
- Wide top opening for easy access
- Multiple interior and external pockets for organization
- Overall dimensions: 16-1/2" L x 10-1/2" W x 12-1/4" H

CTUTOTEABK Heavy-Duty Power Tool Tote Bag

CENTRIQ™

STORING PARTS, SHARED TOOLS AND OTHER SUPPLIES IN YOUR SHOP OFTEN CALLS FOR A CENTRAL TOOL STORAGE SYSTEM. AND CENTRIQ™ STATIONARY STORAGE CAN PROVIDE THE PERFECT HUB. IN ADDITION TO MAXIMIZING SPACE, IT OFFERS UNLIMITED WAYS TO CUSTOMIZE AND SCALE YOUR STORAGE.

BUILT-IN TOOL STORAGE, BUILT TO MEET YOUR NEEDS.

CENTRIQ offers bases in multiple heights and widths with a choice of pallet jack or adjustable leg bases. All units are 29" deep with six different heights, five widths and multiple work surface options. Customize your work space with a variety of surfaces, drawer configurations and SpeedDrawer options.

STATIONARY STORAGE

- SpeedDrawer capability in every drawer: a wide selection of color-matching dividers to organize parts and a shop's common-use tools
- Patented Lock 'N Roll® System makes opening the drawers a snap and prevents them from drifting open
- Heavy-duty superior ball bearing drawer slides for smooth, dependable performance
- Corner gusset design strengthens the roll cab without reducing storage capacity
- Pallet jack base: 11-gauge base provides a stationary platform
- Drawer Labels: Each drawer has a label on drawer trim for customization and organization
- Add divider kits to any drawer to create a SpeedDrawer—variety of standard configurations



KSDB051AAPBN



KSDT051AAZBB



KSDC071AAZBB



KSDD041AAPB



KSDS081AAPB




KSDE101AAPBN

Stationary Storage Drawer Size/Configuration

Base Stock No.	Description	Drawers	Drawer Configuration (Qty)
KSND032	Narrow Desk	3	(1) 2", (1) 4", (1) 12"
KSNB051	Narrow Bench	5	(2) 2", (1) 4", (1) 6", (1) 8"
KSNT051	Narrow Tall Bench	5	(1) 2", (1) 4", (2) 6", (1) 8"
KSNC071	Narrow Counter	7	(2) 2", (3) 4", (1) 6", (1) 8"
KSNS081	Narrow Standing Counter	8	(2) 2", (4) 4", (1) 6", (1) 8"
KSNE101	Narrow Eye Level	10	(2) 2", (4) 4", (3) 6", (1) 8"
KSPD041	Standard Plus Desk	4	(1) 2", (2) 4", (1) 8"
KSPB051	Standard Plus Bench	5	(2) 2", (1) 4", (1) 6", (1) 8"
KSPT031	Standard Plus Tall Bench	3	(1) 2", (2) 12"
KSPC061	Standard Plus Counter	6	(4) 4", (1) 6", (1) 8"
KSPS081	Standard Plus Standing Counter	8	(2) 2", (4) 4", (1) 6", (1) 8"
KSPE081	Standard Plus Eye Level	8	(2) 4", (5) 6", (1) 8"
KSED041	Extra-Wide Desk	4	(1) 2", (2) 4", (1) 8"
KSEB051	Extra-Wide Bench	5	(2) 2", (1) 4", (1) 6", (1) 8"
KSET051	Extra-Wide Tall Bench	5	(1) 2", (1) 4", (2) 6", (1) 8"
KSEC071	Extra-Wide Counter	7	(2) 2", (3) 4", (1) 6", (1) 8"

Base Stock No.	Description	Drawers	Drawer Configuration (Qty)
KSES081	Extra-Wide Standing Counter	8	(2) 2", (4) 4", (1) 6", (1) 8"
KSEE101	Extra-Wide Eye Level	10	(2) 2", (4) 4", (3) 6", (1) 8"
KSDD041	Double-Wide Desk	4	(1) 2", (2) 4", (1) 8"
KSDB051	Double-Wide Bench	5	(2) 2", (1) 4", (1) 6", (1) 8"
KSDT051	Double-Wide Tall Bench	5	(1) 2", (1) 4", (2) 6", (1) 8"
KSDC071	Double-Wide Counter	7	(2) 2", (3) 4", (1) 6", (1) 8"
KSDS081	Double-Wide Standing Counter	8	(2) 2", (4) 4", (1) 6", (1) 8"
KSDE101	Double-Wide Eye Level	10	(2) 2", (4) 4", (3) 6", (1) 8"
KSSD041	Standard Width Desk	4	(1) 2", (2) 4", (1) 8"
KSSB061	Standard Width Bench	6	(2) 2", (3) 4", (1) 6"
KSST051	Standard Width Tall Bench	5	(1) 2", (1) 4", (2) 6", (1) 8"
KSSC071	Standard Width Counter	7	(2) 2", (3) 4", (1) 6", (1) 8"
KSSS081	Standard Width Standing Counter	8	(2) 2", (4) 4", (1) 6", (1) 8"
KSSE101	Standard Width Eye Level	10	(2) 2", (4) 4", (3) 6", (1) 8"

Colors Available



ADD SUFFIX TO STOCK NUMBER FOR SPECIAL COLORS



KSNE101AAPB



KSNS081AAZBB



KSNC071AAPCN



KSNT051AAPBN



KSNB051AAPB



KSND032AAPBN

22-1/2" Stationary Storage, Narrow Width

Stationary Storage	Specifications	KSNE101AA	KSNS081AA	KSNC071AA	KSNT051AA	KSNB051AA	KSND032AA
	Description	Ten-Drawer Narrow Eye-Level	Eight-Drawer Narrow Standing Counter	Seven-Drawer Narrow Counter	Five-Drawer Narrow Tall Bench	Five-Drawer Narrow Bench	Three-Drawer Narrow Desk
Capacity	Square inches (cm²)	4,694 (30,286)	3,756 (24,229)	3,286 (21,200)	2,347 (15,143)	2,347 (15,143)	1,408 (9,086)
	Cubic inches (cm³)	21,683 (355,328)	15,888 (260,353)	14,032 (229,944)	12,405 (203,281)	10,321 (169,125)	8,694 (142,462)
Footprint	Width, inches (mm)	22-1/2 (572)	22-1/2 (572)	22-1/2 (572)	22-1/2 (572)	22-1/2 (572)	22-1/2 (572)
	Depth, inches (mm)	29 (737)	29 (737)	29 (737)	29 (737)	29 (737)	29 (737)
	Height (unit only), inches (mm)	60-3/4 (1,543)	47-7/16 (1,204)	43 (1,092)	38-1/2 (978)	34-1/8 (867)	29-11/16 (753)
Drawers	Drawers, quantity	10	8	7	5	5	3
	Base Type	Pallet Jack	Pallet Jack	Pallet Jack	Pallet Jack	Pallet Jack	Pallet Jack
	Slides, lb (kg) (ball bearing)	227 (103)	227 (103)	227 (103)	227 (103)	227 (103)	227 (103)
	Double Slide (included)	No	No	No	No	No	No
Extras	Work Surface	Non-Directional Rubber	Non-Directional Rubber	Non-Directional Rubber	Non-Directional Rubber	Non-Directional Rubber	Non-Directional Rubber

Colors Available



Red Black Royal Blue Arctic Silver
PBN PB PCN ZBB

ADD SUFFIX TO STOCK NUMBER FOR SPECIAL COLORS



- Do not open multiple drawers
- Images may be shown without actual warning labels
- Read safety precautions on pages W1 to W4

STATIONARY STORAGE



KSPE081AAPB



KSPS081AAZBB



KSPC061AAPCN



KSPT031AAPBN



KSPB051AAPB




KSPD041AAPBN

35-5/8" Stationary Storage, Standard Plus Width

Stationary Storage	Specifications	KSPE081AA	KSPS081AA	KSPC061AA	KSPT031AA	KSPB051AA	KSPD041AA
	Description	Eight-Drawer Standard Plus Standing Eye-Level	Eight-Drawer Standard Plus Standing Counter	Six-Drawer Standard Plus Counter	Three-Drawer Standard Plus Tall Bench	Five-Drawer Standard Plus Bench	Four-Drawer Standard Plus Desk
Capacity	Square inches (cm²)	6,587 (42,498)	6,587 (42,498)	4,940 (31,873)	2,470 (15,937)	4,117 (26,561)	3,294 (21,249)
	Cubic inches (cm³)	38,835 (636,384)	27,867 (456,657)	25,013 (409,891)	22,560 (369,695)	18,102 (296,644)	14,847 (243,306)
Footprint	Width, inches (mm)	35-5/8 (905)	35-5/8 (905)	35-5/8 (905)	35-5/8 (905)	35-5/8 (905)	35-5/8 (905)
	Depth, inches (mm)	29 (737)	29 (737)	29 (737)	29 (737)	29 (737)	29 (737)
	Height (unit only), inches (mm)	60-3/4 (1,543)	47-7/16 (1,204)	43 (1,092)	38-1/2 (978)	34-1/8 (867)	29-11/16 (753)
Drawers	Drawers, quantity	8	8	6	3	5	4
	Base Type	Pallet Jack	Pallet Jack	Pallet Jack	Pallet Jack	Pallet Jack	Pallet Jack
	Slides, lb (kg) (ball bearing)	227 (103)	227 (103)	227 (103)	227 (103)	227 (103)	227 (103)
	Double Slide (included)	Yes (8 drawers)	Yes (6 drawers)	Yes (6 drawers)	Yes (2 drawers)	Yes (3 drawers)	Yes (3 drawers)
Extras	Work Surface	Non-Directional Rubber	Non-Directional Rubber	Non-Directional Rubber	Non-Directional Rubber	Non-Directional Rubber	Non-Directional Rubber

Colors Available



ADD SUFFIX TO STOCK NUMBER FOR SPECIAL COLORS



KSEE101AAPB



KSES081AAZBB



KSEC071AAPCN



KSET051AAPBN



KSEB051AAPB



KSED041AAPBN

45" Stationary Storage, Extra Width

Stationary Storage	Specifications	KSEE101AA	KSES081AA	KSEC071AA	KSET051AA	KSEB051AA	KSED041AA
	Description	10-Drawer Extra-Wide Eye-Level	Eight-Drawer Extra-Wide Standing Counter	Seven-Drawer Extra-Wide Counter	Five-Drawer Extra-Wide Tall Bench	Five-Drawer Extra-Wide Bench	Four-Drawer Extra-Wide Desk
Capacity	Square inches (cm²)	10,757 (69,402)	8,606 (55,521)	7,530 (48,581)	5,379 (34,701)	5,379 (34,701)	4,303 (27,761)
	Cubic inches (cm³)	48,085 (787,971)	35,125 (575,589)	31,033 (508,532)	27,625 (452,687)	22,848 (374,418)	18,756 (307,361)
Footprint	Width, inches (mm)	45 (1,143)	45 (1,143)	45 (1,143)	45 (1,143)	45 (1,143)	45 (1,143)
	Depth, inches (mm)	29 (737)	29 (737)	29 (737)	29 (737)	29 (737)	29 (737)
	Height (unit only), inches (mm)	60-3/4 (1,543)	47-7/16 (1,204)	43 (1,092)	38-1/2 (978)	34-1/8 (867)	29-11/16 (753)
Drawers	Drawers, quantity	10	8	7	5	5	4
	Base Type	Pallet Jack	Pallet Jack	Pallet Jack	Pallet Jack	Pallet Jack	Pallet Jack
	Slides, lb (kg) (ball bearing)	227 (103)	227 (103)	227 (103)	227 (103)	227 (103)	227 (103)
	Double Slide (included)	Yes (8 drawers)	Yes (6 drawers)	Yes (5 drawers)	Yes (4 drawers)	Yes (3 drawers)	Yes (3 drawers)

Colors Available



Red Black Royal Blue Arctic Silver
PBN PB PCN ZBB

ADD SUFFIX TO STOCK NUMBER FOR SPECIAL COLORS



- Do not open multiple drawers
- Images may be shown without actual warning labels
- Read safety precautions on pages W1 to W4

STATIONARY STORAGE



KSDE101AAPB



KSDS081AAZBB



KSDC071AAPCN



KSDT051AAPB



KSDB051AAPBN



KSDD041AAPBN

60" Stationary Storage, Double Width

Stationary Storage	Specifications	KSDE101AA	KSDS081AA	KSDC071AA	KSDT051AA	KSDB051AA	KSDD041AA
	Description	Ten-Drawer Double-Wide Eye-Level	Eight-Drawer Double-Wide Standing Counter	Seven-Drawer Double-Wide Counter	Five-Drawer Double-Wide Tall Bench	Five-Drawer Double-Wide Bench	Four-Drawer Double-Wide Desk
Capacity	Square inches (cm²)	14,803 (95,501)	11,842 (76,401)	10,362 (66,851)	7,401 (47,751)	7,401 (47,751)	5,921 (38,201)
	Cubic inches (cm³)	66,168 (1,084,304)	48,334 (792,052)	42,703 (699,777)	38,013 (622,929)	31,441 (515,226)	25,810 (422,951)
Footprint	Width, inches (mm)	60 (1,524)	60 (1,524)	60 (1,524)	60 (1,524)	60 (1,524)	60 (1,524)
	Depth, inches (mm)	29 (737)	29 (737)	29 (737)	29 (737)	29 (737)	29 (737)
	Height (unit only), inches (mm)	60-3/4 (1,543)	47-7/16 (1,204)	43 (1,092)	38-1/2 (978)	34-1/8 (867)	29-11/16 (753)
Drawers	Drawers, quantity	10	8	7	5	5	4
	Base Type	Pallet Jack	Pallet Jack	Pallet Jack	Pallet Jack	Pallet Jack	Pallet Jack
	Slides, lb (kg) (ball bearing)	227 (103)	227 (103)	227 (103)	227 (103)	227 (103)	227 (103)
	Double Slide (included)	Yes (8 drawers)	Yes (6 drawers)	Yes (5 drawers)	Yes (4 drawers)	Yes (3 drawers)	Yes (3 drawers)

Colors Available



Red Black Royal Blue Arctic Silver
PBN PB PCN ZBB

ADD SUFFIX TO STOCK NUMBER FOR SPECIAL COLORS



KSSE101AAZBB



KSSS081AAPBN



KSSC071AAPCN



KSST051AAPBN



KSSB061AAPB

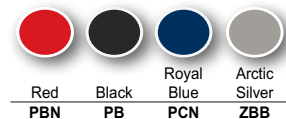


KSSD041AAPB

30" Stationary Storage, Standard Width

Stationary Storage	Specifications	KSSE101AA	KSSS081AA	KSSC071AA	KSST051AA	KSSB061AA	KSSD041AA
	Description	Ten-Drawer Standard Eye-Level	Eight-Drawer Standard Standing Counter	Seven-Drawer Standard Counter	Five-Drawer Standard Tall Bench	Six-Drawer Standard Bench	Four-Drawer Standard Desk
Capacity	Square inches (cm²)	6,712 (43,302)	5,369 (34,641)	4,698 (30,311)	3,356 (21,651)	4,027 (25,981)	2,685 (17,321)
	Cubic inches (cm³)	31,002 (508,025)	31,655 (518,738)	20,062 (328,759)	17,736 (290,638)	14,429 (236,448)	12,103 (198,327)
Footprint	Width, inches (mm)	30 (762)	30 (762)	30 (762)	30 (762)	30 (762)	30 (762)
	Depth, inches (mm)	29 (737)	29 (737)	29 (737)	29 (737)	29 (737)	29 (737)
	Height (unit only), inches (mm)	60-3/4 (1,543)	47-7/16 (1,204)	43 (1,092)	38-1/2 (978)	34-1/8 (867)	34-1/8 (867)
Drawers	No. of Drawers	10	8	5	5	6	4
	Base Type	Pallet Jack	Pallet Jack	Pallet Jack	Pallet Jack	Pallet Jack	Pallet Jack
	Slides, lb (kg) (ball bearing)	227 (103)	227 (103)	227 (103)	227 (103)	227 (103)	227 (103)
	Double Slide (included)	Yes (8 drawers)	Yes (6 drawers)	Yes (5 drawers)	Yes (4 drawers)	Yes (4 drawers)	Yes (3 drawers)
Extras	Work Surface	Non-Directional Rubber	Non-Directional Rubber	Non-Directional Rubber	Non-Directional Rubber	Non-Directional Rubber	Non-Directional Rubber

Colors Available



ADD SUFFIX TO STOCK NUMBER FOR SPECIAL COLORS



- Do not open multiple drawers
- Images may be shown without actual warning labels
- Read safety precautions on pages W1 to W4

ACCESSORIES

MAKING A ROLL CAB PERFECT FOR YOUR NEEDS IS ANOTHER THING THAT MAKES SNAP-ON® THE RIGHT CHOICE. WE OFFER ENDLESS OPTIONS FOR CUSTOMIZING AND EXPANDING YOUR TOOL STORAGE TO MEET YOUR NEEDS AT EVERY STAGE OF YOUR CAREER.

**IF YOU CAN
IMAGINE IT,
YOU CAN
BUILD IT.**

From handle-mounted laptop holders and automatic WorkCenter LED lights to drawer guards and fronts, we offer the accessories to create a one-of-a-kind tool storage system that's configured for your own personal requirements and taste. And each accessory is built as bulletproof as the roll cab you're adding onto.





KRSST756



KWSP2455AST

Stainless Steel Work Surfaces

Stainless steel tops turn roll cabs into moveable workbenches. Constructed from high-grade, 16-gauge 304 stainless steel. Marine edge keeps sockets and parts from rolling off. Tops are 1-7/8" thick. Installation hardware included.

Stock No.	Applications	Width, inches	Depth, inches
KRSST5300	KRA5318/KRA5311 Roll Cabs	53-1/16	19-1/2
KRSST4008	KRA4008/KRA2007 Roll Cabs	26	19-1/2
KRSST40F	KRA Series 40" Roll Cabs, Square Corner	39-3/4	19-1/2
KRSST4107	KRA Series 40" Roll Cabs with Rounded Corners	39-3/4	19-1/2
KWSN2920ST	KRL1098, KRL7011, KRL1011, KRL1015, KRL7015, KMP7099, KMP1099	29	20
KWSN711ST	KRL711, KRL715, KMP799	24	20
KWSN722AST	KRL722 Series Roll Cabs	54	24
KRSST756	KRL756 Series Roll Cabs	35-9/16	23-7/8
KRSST711	KRL711/KRL715/KMP799 End Cabs	19-7/8	23-7/8
KWSP2473AST	KRA2423/KRA2432/KRA2496/KCP2423/KCP1423	73	23-7/8
KRSST2406	KRA2406/KRA2406A/KRA1406 End Cabs	20	23-7/8
KWSP2455AST	KRA2411/KRA2422/KCP2422/KCP1422	54-7/16	23-7/8
KRSST2407	KRA2407 Roll Cabs	35-7/8	23-7/8
KWSN2455AST	KCP1422/KCP2422/KRA2422/KRA2411/KCP1423	54-7/16	23-7/8
KWSN2473AST	KCP2423/KRA2423/KRA2432/KRA2496	73-3/8	23-7/8
KRSST7001	KRL1056 Roll Cabs	35-9/16	28-15/16
KRSST7011	KRL7011/KRL7015/KRL1011/KRL1015/KRL1098/KMP1099/KMP7099 End Cabs	19-7/8	28-15/16
KWSP2954AST	KRL1022/KTL1022/KRL7022/KMP1022	54-7/16	29
KWSP2973AST	KRL1163/KRL1023/KRL1032/KRL7023/KRL1033/KMP1163/KTL7023/KTL1023	73	29
KWSP3060DST	KERN602, KERE602, KETN602, KETE602	60	30
KWSP3068DST	KERN682, KERE682, KETN682, KETE682, KERP682, KERR682, KETP682, KETR682	68	30
KWSP3084DST	KERN843, KERE843, KERP843, KERR843, KERN842, KERE842, KERP842, KERR842, KETP843, KETR843, KETN843, KETE843	84	30
KWSN3010AST	KEXN603A/KEXP603A Roll Cabs	120	30
KWSN3012AST	KEXN724A/KEXP724A/KEXN725A/KEXP725A EPIQ Roll Cabs	144	30
KWSN3030AST	KEBP301A/KEBN301A EPIQ End Cabinet	30	30
KWSN3060BST	KERN602/KETN602/KERE602/KETE602	60	30
KWSN3068BST	KERN682/KETN682/KERP682/KETP682	68	30
KWSN3076BST	KERP762/KERP763 EPIQ Roll Cabs	76	30
KWSN3084BST	KERN842/KERP842/KERN843/KERP843/KETN843/KETP843	84	30
KS2924ASTN	22-1/2" Stationary Storage	22-3/8	29
KS2930ASTN	30" Stationary Storage	30	29
KS2936ASTN	35-5/8" Stationary Storage	35.51	29
KS2945ASTN	45" Stationary Storage	44-7/8	29
KS2960ASTN	60" Stationary Storage	59-7/8	29
KS2972ASTN	72" Stationary Storage	71-5/32	29
KS2990ASTN	90" Stationary Storage	89-7/8	29



• Images may be shown without actual warning labels
• Read safety precautions on pages W1 to W4

ACCESSORIES: WORK SURFACES

JKRR2411CR



Non-Directional Rubber Mats

Non-directional rubber top mats protect tool storage units from damage. Light weight, fine textured, all rubber construction. Will not shrink, curl or separate. Clean easily and quickly. Impervious to most oil and chemicals.

Stock No.	Use On
JKRR10011CR	KRL1022/KRL7022 Series Roll Cabs
JKRR1003CR	KRL1023/KRL1032/KRL7023/KRL1033 Series Roll Cabs
JKRR1056CR	KRL1056 Series Roll Cabs
JKRR761CR	KRL722 Series Roll Cabs
JKRR756CR	KRL7565 Series Roll Cabs
JKRR1010CR	KRL1011/KRL7011/KRL7015/KRL1015 Series End Cabs
JKRR7012CR	KRL1012/KRL7012/KRLV1012 Series Lockers
JKRR711CR	KRL711 Series End Cabs
JKRR712CR	KRL712 Series Lockers
JKRR3800CR	KRA4107/KRA4800 Series Roll Cabs
JKRR379ACR	KRA4007/KRA3027/KRA3025 Series Roll Cabs

Stock No.	Use On
JKRR2411CR	KCP1422/KRA2422/KRA2411 Series Roll Cabs
JKRR2418CR	KCP1423/KRA2423/KRA2418/KRA2432 Series Roll Cabs
JKRR3820CR	KRA4820/KRA4833 End Cabs, KRA5012 Locker
KWSN3060ACR	EPIQ Series Roll Cabs (60")
KWSN3068ACR	EPIQ Series Roll Cabs (68")
KWSN3076ACR	EPIQ Series Roll Cabs (76")
KWSN3084ACR	EPIQ Series Roll Cabs (84")
KWSN30120ACR	EPIQ KEXN603A Series Roll Cabs (120")
KWSN30144ACR	EPIQ KEXN725A/KEXP725A Series Roll Cabs (144")
JKRR378ACR	KRA4008/KRA2007 Series Roll Cabs
JKRRSC30R	KRSC323/KRSC33 Series Roll Carts



KRBLT1011

Steel Work Surfaces

The steel work surface is coated with a substance similar to that used in truck beds. Extremely durable, easy to clean, chemical and abrasion resistant, and won't crack or peel. Installation hardware is included. Tops are 1-7/8" thick.

Stock No.	Applications	Width, inches	Depth, inches
KRBLT5311	KRA5311, KRA5318	53-3/4	19-1/2
KWSN2920BL	KRL1098, KRL7011, KRL1011, KRL1015, KRL7015, KMP7099, KMP1099	29	20
KWSN711ST	KRL711, KRL715, KMP799	24	20
KRBLT2406	KRA2406/KRA2406A/KRA1406 End Cabs	20	24
KRBLT2407	KRA2407	36	24
KWSN2455ABL	KCP1422/KCP2422/KRA2422/KRA2411/KCP1423	54-7/16	24
KRBLT711	KRL711, KRL715	19-7/8	24
KRBLT756	KRL756	36	24
KWSP2455ABL	KRA2411/KRA2422/KCP2422/KCP1422	54-7/16	24
KWSP2473ABL	KRA2423/KRA2432/KRA2496/KCP2423/KCP1423	73	24
KWSN722ABL	KRL722 Series Roll Cabs	54-3/16	24
KWSP2973ABL	KRL1163/KRL1023/KRL1032/KRL7023/KRL1033/KMP1163/KTL7023/KTL1023	73	29
KWSN2973ABL	KMP1163/KRL1163/KRL1023/KRL1032/KRL7023/KRL1033/KTL7023	72-13/16	29
KRBLT1011	KRL1011, KRL7011, KRL1015, KRL7015	19-7/8	29
KWSN2954ABL	KRL1022/KRL7022/KTL1022/KMP1022	54-3/16	29
KWSP2954ABL	KRL1022/KTL1022/KRL7022/KMP1022	54	29
KS2924ABL	22-1/2" Stationary Storage	22-7/16	29
KS2930ABL	30" Stationary Storage	30	29
KS2936ABL	35-5/8" Stationary Storage	35-1/2	29
KS2945ABL	45" Stationary Storage	44-7/8	29
KS2960ABL	60" Stationary Storage	59-7/8	29
KS2972ABL	72" Stationary Storage	71-5/32	29
KS2990ABL	90" Stationary Storage	89-7/8	29
KWSN3010ABL	KEXN603A/KEXP603A Roll Cabs	120	30
KWSN3012ABL	KEXN724A/KEXP724A/KEXN725A/KEXP725A EPIQ Roll Cabs	144	30
KWSN3030ABL	KEBP301A/KEBN301A EPIQ End Cabinet	30	30
KWSN3060ABL	KERN602/KETN602/KERE602/KETE602	60	30
KWSN3068ABL	KERN682/KETN682/KERP682/KETP682	68	30
KWSN3076ABL	KERP762/KERP763 EPIQ Roll Cabs	76	30
KWSN3084ABL	KERN842/KERP842/KERN843/KERP843/KETN843/KETP843	84	30
KWSP3060CBL	KERN602, KERE602, KETN602, KETE602	60	30
KWSP3068CBL	KERN682, KERE682, KETN682, KETE682, KERP682, KERR682, KETP682, KETR682	68	30
KWSP3084CBL	KERN843, KERE843, KERP843, KERR843, KERN842, KERE842, KERP842, KERR842, KETP843, KETR843, KETN843, KETE843	84	30

Hardwood Tops

Northern hard maple butcher block tops allow roll cabs to double as full length workbenches. Tops are 1-3/4" thick.



KRWT7002A

Stock No.	Applications	Width, inches	Depth, inches
KRWT5000A	KRA5213/KRA5319/KRA2306/KRA2300 Series Roll Cabs (Rounded)	53-1/16	19-7/16
KRWT4800B	KRA4107/KRA4813 Roll Cabs (Rounded)	39-3/4	19-7/16
KRWT26F	KRA4008F/KRA2007F Square Corner	26	19-7/16
KRWT40F	40" Roll Cabs Square Corner	39-3/4	19-7/16
KRWT5300	KRA5318/KRA5311 Roll Cabs (Square)	53-1/16	19-7/16
KRWT4008	KRA4008E/KRA2007 Roll Cabs (Rounded)	26	19-7/16
KRWT761B	KRL722 Roll Cabs	53-3/4	22-9/16
KRWT756A	KRL756 Roll Cabs	35-1/8	22-9/16
KRWT711A	KRL711/KRL715/KMP799 End Cabs	19-5/16	22-5/8
KRWT2411	KCP1422/KRA2411/KRA2422 Roll Cabs	54-11/16	23-11/16
KRWT2418	KCP1423/KRA2423/KRA2418/KRA2432/KRA2496/KCP2423 Roll Cabs	73-3/8	23-11/16
KRWT2407	KRA2407 Roll Cabs	35-7/8	23-11/16
KRWT7002A	KRL1022/KRL7022/KMP1022 Roll Cabs	53-11/16	27-5/8
KRWT7003A	KTL1023/KRL1023/KRL1032/KRL1033/KRL7023/KMP1163 Roll Cabs	72-5/16	27-5/8
KRWT7001A	KRL1056 Roll Cabs	35-1/8	27-5/8
KRWT7011A	KRL7011/KRL7015/KTL1011/KRL1015/KMP1099/KMP7099 End Cabs	19-5/16	27-5/8
KWS2924AWT	22-1/2" Stationary Storage	22-3/8	29
KWS2936AWT	35-5/8" Stationary Storage	35-1/2	29
KWS2960AWT	60" Stationary Storage	59-7/8	29
KWS2930AWT	30" Stationary Storage	29-7/8	29
KWS2945AWT	45" Stationary Storage	44-7/8	29
KWS2972AWT	72" Stationary Storage	71-1/6	29
KWS2990AWT	90" Stationary Storage	89-7/8	29
KWSN3010AWT	KEXN603A/KEXP603A Roll Cabs	120	30
KWSN3012AWT	KEXN724A/KEXP724A/KEXN725A/KEXP725A EPIQ Roll Cabs	144	30
KWSN3030AWT	KEBP301A/KEBN301A EPIQ End Cabinet	30	30
KWSN3060AWT	KERN602/KETN602/KERE602/KETE602	60	30
KWSN3068AWT	KERN682/KETN682/KERP682/KETP682	68	30
KWSN3076AWT	KERP762/KERP763 EPIQ Series Roll Cabs	76	30
KWSN3084AWT	KERN842/KERP842/KERN843/KERP843/KETN843/KETP843	84	30

Roll Cart Top Mats

High durability rubber mats are designed to fit over the lid on most 32–33" and 40" Snap-on® Roll Carts.

- Molded manufacturing process provides a raised edge around the entire top surface and under surface to help keep parts and spills contained
- Mats have edge underneath to position them properly on the lid
- Two wide peel-off strips expose application adhesive (3M® #9425) to keeps the mat in place when raising and lowering the lid
- Made from SBR rubber—a strong synthetic rubber commonly used in truck tires, then primer sprayed, to give it strong working properties



JKRR46GW55AG

Stock No.	Use On	Dimensions, inches
JKRR430W55A**	KRSC430A Roll Carts (2 included)	20-1/2 W x 20-1/2 D x 5/8 H
JKRR33W55A	KRSC323/KRSC33A/KRSC326F Roll Carts	33 W x 20-1/2 D x 5/8 H
JKRR46GW55*	KRSC46 Roll Carts	41 W x 20-1/2 D x 5/8 H
JKRR343W55A †	KRSC343 Roll Carts (2 included)	16-1/2 W x 20-1/2 D x 5/8 H

Colors Available

Black	Red	Red with Black Logo	Orange	Green	Midnight Blue	Storm Gray
*	—	—	O	G	—	—
**	A	AK	O	G	M	S
†	K	A	—	G	M	S

ADD SUFFIX TO STOCK NUMBER FOR SPECIAL COLORS



• Images may be shown without actual warning labels
• Read safety precautions on pages W1 to W4

ACCESSORIES: WORK SURFACES



JKRR1056CR



JKRR3820R



JKRR763R

Ribbed Rubber Mats

Stock No.	Use On
JKRR10011CR	KRL1022/KRL7022 Series Roll Cabs
JKRR10011R	KTL1022/KRL1022/KRL7022 Series Roll Cabs
JKRR1003R	KRL1023/KRL1032/KRL7023/KRL1033 Series Roll Cabs
JKRR1010R	KRL1011/KRL7011/KRL7015/KRL1015 Series End Cabs
JKRR1024R	KRL1024/KRL1043 Series Roll Cabs
JKRR1056CR	KRL1056 Series Roll Cabs
JKRR1056R	KRL1056 Series Roll Cabs
JKRR2411R	KCP1422/KRA2422/KRA2411 Series Roll Cabs
JKRR2418R	KCP1423/KRA2423/KRA2432 Series Roll Cabs
JKRR379AR	KRA4008/KRA2007 Series Roll Cabs
JKRR3800R	KRA4107/KRA4800 Series Roll Cabs
JKRR3820R	KRA4820/KRA4833 End Cabs, KRA5012 Locker
JKRR412AR	KRA412G
JKRR488R	KR488/KRBC2T/KRBC3TA Roll Carts (Square Leg)
JKRR7012R	KRL1012/KRL7012/KRLV7012 Series Lockers
JKRR7065R	KRL7065/KRL1065 Series Roll Cabs
JKRR711R	KRL711 Series End Cabs
JKRR712R	KRL712 Series Lockers
JKRR756CR	KRL7565 Series Roll Cabs
JKRR756R	KRL756 Series Roll Cabs
JKRR761R	KRL722 Series Roll Cabs
JKRR763R	KRL763 Series Roll Cabs



KAC242210RDS



KAC761EOS



KAC761EGS



KAC241815PKS



KAC761RBS

Color "S" Logo Covers

Stock No.	Cover Description
KAC761RDS	KRL722/KRA2411/KRA2422/KCP2422 Cover
KAC761791RDS	KRL722/KRL791A or KRL722/KRA2411/KCP2422 Roll Cab with Top Chest Cover
KAC773RDS	KRA2423/KCP2423 Cover
KAC242210RDS	KRA2422/KRA2411 Roll Cab/KCP2422/KRA2454 Riser/KRA2410 Top Chest Combination Cover or KRL722/KRA2454 Combination Cover
KAC241815RDS	KCP2423/KRA2423 Roll Cab with a KRA2472 riser or KRA2415 top chest

Color shown are applicable to all above SKUs. All are accent colors on black cover.

Colors Available



RDS EOS EGS PK RBS CAS PC

ADD SUFFIX TO STOCK NUMBER FOR SPECIAL COLORS

EPIQ Series Roll Cab Covers

- Heavy-duty nylon zippers
- High-quality 200 Denier® nylon
- Bright silver Snap-on® logo

Stock No.	Cover Description
KAC304836BK	36" KEMN361B EPIQ SideKIQ™ Roll Cart
KAC304236BK	36" KEMW361A Cover
KAC304860BK	KERN602/KETN602 Cover
KAC304868BK	KERN682/KETN682/KERP682/ KETP682 Cover
KAC304876BK	KERP762/KERP763 Cover
KAC304884BK	KERN842/KERP842/KERN843/ KERP843/KETN843/KETP843 Cover
KAC3048120BK	KEXN603/KEXP603 Cover
KAC3048144BK	KEXN725/KEXP725/KEXN724/ KEXP724 Cover
KAC307690BK	60" EPIQ Roll Cab, WorkCenter, (1) Locker
KAC307698BK	68" EPIQ Roll Cab, WorkCenter, (1) Locker
KAC3076106BK	76" EPIQ Roll Cab, WorkCenter, (1) Locker
KAC3076114BK	84" EPIQ Roll Cab, WorkCenter, (1) Locker
KAC3076120BK	60" EPIQ Roll Cab, WorkCenter, (2) Lockers
KAC3076128BK	68" EPIQ Roll Cab, WorkCenter, (2) Lockers
KAC3076136BK	76" EPIQ Roll Cab, WorkCenter, (2) Lockers
KAC3076144BK	84" EPIQ Roll Cab, WorkCenter, (2) Lockers
KAC3076180BK	60" EPIQ Roll Cab, WorkCenter, (4) Lockers
KAC3076188BK	68" EPIQ Roll Cab, WorkCenter, (4) Lockers

Stock No.	Cover Description
KAC3076196BK	76" EPIQ Roll Cab, WorkCenter, (4) Lockers
KAC3076204BK	84" EPIQ Roll Cab, WorkCenter, (4) Lockers
KAC307660BK	60" EPIQ Roll Cab and WorkCenter
KAC307668BK	68" EPIQ Roll Cab and WorkCenter
KAC307676BK	76" EPIQ Roll Cab and WorkCenter
KAC307684BK	84" EPIQ Roll Cab and Workcenter
KAC3097120BK	60" EPIQ Roll Cab, WorkCenter, Overheads, (2) Lockers
KAC3097128BK	68" EPIQ Roll Cab, WorkCenter, Overheads, (2) Lockers
KAC3097136BK	76" EPIQ Roll Cab, WorkCenter, Overheads, (2) Lockers
KAC3097144BK	84" EPIQ Roll Cab, WorkCenter, Overheads, (2) Lockers
KAC3097180BK	60" EPIQ Roll Cab, WorkCenter, Overheads, (4) Lockers
KAC3097188BK	68" EPIQ Roll Cab, WorkCenter, Overheads, (4) Lockers
KAC3097196BK	76" EPIQ Roll Cab, Workcenter, Overheads, (4) Lockers
KAC3097204BK	84" EPIQ Roll Cab, WorkCenter, Overheads, (4) Lockers
KAC309760BK	60" EPIQ Roll Cab, WorkCenter, Overhead
KAC309768BK	68" EPIQ Roll Cab, WorkCenter, Overhead
KAC309776BK	76" EPIQ Roll Cab, WorkCenter, Overhead
KAC309784BK	84" EPIQ Roll Cab, WorkCenter, Overhead



KAC307660BK

Covers

Stock No.	Cover Description
KAC2403AL	KRA2403A Locker Full Height (Left, no logo) Fit to KAC242210
KAC2403AR	KRA2403A Locker Full Height (Right, no logo) Fit to KAC242210
KAC1423	KCP1423 Roll Cab
KAC1423TL	KCP1423 Roll Cab, Top and (1) Locker (covers all three pieces)
KAC142310	KCP1423 Roll Cab/Top Chest or Work Center Combination
KAC1422	KCP1422 Roll Cab
KAC1403L	KRA1403 Locker (Left) for KCP1422/KCP1423 (no logo)
KAC1403R	KRA1403 Locker (Right) for KCP1422/KCP1423 (no logo)
KAC142210	KCP1422 Roll Cab/Top Chest or Work Center Combination

Color shown are applicable to all above SKUs. All are accent colors on black cover.



KAC1003

Roll Cart/Road Chest Covers

Black Stock No.	Cover Description
KAC6200PC *	KRA6200 Road Chest Waterproof
KAC6210PC *	KRA6210 Road Chest Waterproof
KACSC30PC	KRSC323/KRSC326/KRSC33 Series Roll Carts
KACSC40APC	KRSC430A/KRSC416/KRSC46 Roll Carts

Colors Available



Black

Red

* PC

ADD SUFFIX TO STOCK NUMBER FOR SPECIAL COLORS



KAC6200PC



• Images may be shown without actual warning labels
• Read safety precautions on pages W1 to W4

ACCESSORIES: COVERS



KAC1003



KAC1001PCM

KRL1000 Series Storage Unit Covers

- Heavy-duty nylon zippers
- High-quality 200 Denier nylon
- Snap-on® logo

Cover Description	Red	Black	Candy Apple Red	Extreme Green	Electric Orange	Pink	Royal Blue
KMP1022/KTL1022/ KRL1022 Cover	KAC1001	KAC1001PC	KAC1001CAS	KAC1001EGS	KAC1001EOS	—	KAC1001RBS
KMP1022, KTL1022 or KRL1022/KRL7954/ KRL5445 54" Roll Cab with WorkCenter or Top Chest with Locker Cover	KAC100112	KAC100112PC	—	—	—	—	KAC100112PCM
KMP1022, KTL1022 or KRL1022/KRL7954/ KRL5445 54" Roll Cab with WorkCenter or Top Chest with Locker Cover	KAC1001TL	KAC1001TLPC	—	—	—	—	KAC1001PCM
KRL 54" Roll Cabs/ WorkCenter, or Top Chest/ Locker Cover	—	—	KAC1001TLCAS	KAC1001TLEGS	KAC1001TLEOS	KAC1001TLPKS	KAC1001TLRBS
KMP1022, KTL1022 or KRL1022/KRL1201A/ KRL1012 or KRL1054 Roll Cab with WorkCenter	KAC1001WD	KAC1001WDPC	—	—	—	—	KAC1001WDPCM
KTL 1023/KMP1163/ KRL1023/KRL1032/ KRL1033 Roll Cab Cover	KAC1003	KAC1003PC	KAC1003CAS	KAC1003EGS	KAC1003EOS	—	KAC1003RBS, KAC1003PCM
KRL 72" Roll Cabs/ WorkCenter, or Top Chest/ Locker Cover	—	—	KAC1003TLCAS	KAC1003TLEGS	KAC1003TLEOS	KAC1003TLPKS	KAC1003TLRBS
KRL 1023, KRL1163, KRL1033, KRL1032, KRL7972/KRWL3625, KTL1023, KMP1163	KAC1003WD	KAC1003WDPC	—	—	—	—	KAC1003WDPCM
KRL1011A/KRL1015A End Cab Cover (Left Side)	KAC1011L	KAC1011LPC	—	—	—	—	KAC1011LPCM
KRL1011A/KRL1015A End Cab Cover (Right Side)	KAC1011R	KAC1011RPC	—	—	—	—	KAC1011RPCM
KRL1012A Locker Cover (Left Side)	KAC1012L	KAC1012LPC	—	—	—	—	KAC1012LPCM
KRL1012A Locker Cover (Right Side)	KAC1012R	KAC1012RPC	—	—	—	—	KAC1012RPCM
KRL 1022/KRL7954/ KRL5445 Roll Cab with WorkCenter Cover	—	KAC102245PC	—	—	—	—	—
KRL 1023, KRL1163, KRL1033, KRL1032/ KRL1203/KRL7245, KRL1023, KRL1163, KRL1033, KRL1032/ KRL1072, KRL7972/ KRL7245 Roll Cab with Workcenter and Overhead	KAC102345	KAC102345PC	—	—	—	—	—
KRL1053 Cover	—	KAC1053PC	—	—	—	—	—
KRL1056 Roll Cab Cover	KAC1056	KAC1056PC	—	—	—	—	KAC1056PCM
—	KAC1056WD	KAC1056WDPC	—	—	—	—	KAC1056WDPCM
KRL1065 Cover	KAC1065	KAC1065PC	—	—	—	—	—
KRL1023, KRL1163, KRL1033, KRL1032/ KRL1072, KRL1203, 7972 Roll Cab with Workcenter or Top Chest	KAC13123	KAC13123PC	—	—	—	—	KAC13123PCM
KRL1056/KRL1251 Roll Cab and Top Chest Cover	KAC161251	KAC161251PC	—	—	—	—	KAC161251PCM

Colors Available



ADD SUFFIX TO STOCK NUMBER FOR SPECIAL COLORS



KRL700 and Classic Series Storage Unit Covers

Cover Description	Red Stock No.	Black Stock No.	Royal Blue Stock No.
KRL722/KRA2411 Roll Cab Cover	KAC761	KAC761PC	KAC761PCM
KRL722/KRL791A or KRL722 Roll Cab with Top Chest Cover	KAC761791	KAC761791PC	KAC761791PCM
KRL722/KRL791A/ KRL712 Roll Cab with Top Chest and Locker Cover	KAC761TL	KAC761TLPC	—
KRL756 or KRA2407 Roll Cab Cover	KAC756	KAC756PC	KAC756PCM
KRL756/KRL751 or KRA2407/KRA2404 Roll Cab with Top Chest Cover	KAC756731	KAC756731PC	—
KMP799/KRL711/ KRL715 End Cab Cover (Left Side)	KAC711L	KAC711LPC	KAC711LPCM
KMP799/KRL711/ KRL715 End Cab Cover (Right Side)	KAC711R	KAC711RPC	KAC711RPCM
KRL712 Locker Cover (Left Side)	KAC712L	KAC712LPC	KAC712LPCM

Cover Description	Red Stock No.	Black Stock No.	Royal Blue Stock No.
KRL712 Locker Cover (Right Side)	KAC712R	KAC712RPC	KAC712RPCM
KCP2423/KRA2423/ KRA2496/KRA2432 Cover	KAC773	KAC773PC	—
KCP2423 Roll Cab/ Chest Cover	KAC773793	KAC773793PC	—
KRA2418/KRA2432/ KRA2496 with KRA2472 Cover	KAC241815RDS	KAC241815PC	KAC241815RBS
KRA2407 Roll Cab/ KRA2405 Chest Cover	—	KAC240705PC	—
KRA2422/KRA2411 Roll Cab/KCP2422/ KRA2454 Riser/ KRA2410 Top Chest Combination Cover	KAC242210RDS	KAC242210PC	KAC242210RDS

KRA5000/KRA4000 Series Storage Unit Covers

Cover Description	Red	Black	Royal Blue
KRA5000 Series/KRA2300 Series Roll Cab Cover/53" Roll Cabs	KAC5000	KAC5000PC	KAC5000PCM
KRA5000/KRA2300 Series Roll Cab/Top Chest Cover/53" Roll Cab/Top Chest Combination	KAC530015	KAC530015PC	KAC530015PCM
KRA5012 Locker Cover, Left Side	KAC5012L	KAC5012LPC	KAC5012LPCM
KRA5012 Locker Cover, Right Side	KAC5012R	KAC5012RPC	KAC5012RPCM
KRA4000/2100 Series 40" Roll Cab Cover	KAC4800	KAC4800PC	KAC4800PCM
KRA4000/KRA2100 Series 40" Roll Cab/Top Chest Combination Cover	KAC48004810	KAC480010PC	KAC480010PCM
KRA4000 Series 40" Roll Cab/Drawer Section/Top Chest Combinations	KAC48006010	KAC486010PC	KAC486010PCM
KRA Series End Cabs Cover, Left Side	KAC4820L	KAC4820LPC	KAC4820LPCM
KRA Series End Cabs Cover, Right Side	KAC4820R	KAC4820RPC	KAC4820RPCM
KRA4008/KRA2007 Roll Cab Cover	KAC4007	KAC4007PC	KAC4007PCM
KRA4000 Series 26" Roll Cab/Top Chest Combination Cover	KAC40074014	KAC400714PC	KAC400714PCM
KRA4059 Series	KRAC59	—	—

KRL7000 Series Storage Unit Covers

Cover Description	Red	Black	Royal Blue
KRL7022 Roll Cab Cover	KAC7002	KAC7002PC	KAC7002PCM
KTL7023/KRL7023 Roll Cab Cover	KAC7003	KAC7003PC	KAC7003PCM
KMP7099/KRL7011A/KRL7015A/KRLV7015 End Cab Cover (Left Side)	KAC7011L	KAC7011LPC	KAC7011LPCM
KMP7099/KRL7011A/KRL7015A/KRLV7015 End Cab Cover (Right Side)	KAC7011R	KAC7011RPC	KAC7011RPCM
KRL7012 Locker Cover (Left Side)	KAC7012L	KAC7012LPC	KAC7012LPCM
KRL7012 Locker Cover (Right Side)	KAC7012R	KAC7012RPC	KAC7012RPCM
KRL7022 with KRL7954/KRL5445 Cover	—	KAC702245PC	—
KTL7023/KRL7023 with KRL7972/KRL7245 (2) Cover	—	KAC702345PC	—
KRL7022/KRL1201 or KRL1054 Roll Cab with Wsrkcenter or Top Chest Cover	KAC72121	KAC72121PC	KAC72121PCM
KTL7023/KRL7023/KRL1203A or KRL1072 Roll Cab with Workcenter or Top Chest Cover	KAC73123	KAC73123PC	KAC73123PCM



• Images may be shown without actual warning labels
 • Read safety precautions on pages W1 to W4

BODY GUARDS: EPIQ/MASTERS SERIES



KABGPERN602A

EPIQ Series Body Guards

Stock No.	Applications
KABGSERN602A	KERN602 Series Roll Cabs Brushed
KABGSERN682A	KERN682 Series Brushed
KABGSERN842A	KERN842 Series Brushed
KABGSERN843A	KERN843 Series Brushed
KABGSERP762A	KERP762 Series Brushed
KABGSERP763A	KERP763 Series Brushed
KABGSERP842A	KERP842 Series Brushed
KABGSERP843A	KERP843 Series Brushed

Stock No.	Applications
KABGPERN602A	KERN602 Series Polished
KABGPERN682A	KERN682 Series Polished
KABGPERN842A	KERN842 Series Polished
KABGPERN843A	KERN843 Series Polished
KABGPERP762A	KERP762 Series Polished
KABGPERP763A	KERP763 Series Polished
KABGPERP842A	KERP842 Series Polished
KABGPERP843A	KERP843 Series Polished

Bottom guards only. Does not include top guards.




KABG1023APBO

Masters Series Body Guards

• Note: KABG1022 Body Guards do not fit the KRL1022D and KRL1022D Series.

Stock No.	Applications
KABG1023A*	KRL1023, KRL1163, KRL7023, KRL7003
KABG1032B	KRL1032B, KRL1032C
KABG1033**	KRL1033

Colors Available



*	PBO	PJK	PJJ	PCM
**	PBO	PJK	PJJ	PCM

ADD SUFFIX TO STOCK NUMBER FOR SPECIAL COLORS

BOTTOM GUARDS: CLASSIC SERIES

Classic Series Bottom Guards

Protective bottom panel is coated in actual Snap-on® powder coat paint colors.

- Laser cut Snap-on® logo
- Fits Double Bank (KABG2422) and Triple Bank (KABG2423) Classic Roll Cabs, including KCP1422 AND KCP1423
- Bottom guard is made from stainless steel for corrosion protection
- Provides scratch protection
- Available in seven powder coated colors: Snap-on® Red (PBO), Royal Blue (PCM), Candy Apple Red (PJH), Extreme Green (PJJ), Electric Orange (PJK), Hot Pink (PNK) Gloss Black (B) and brushed stainless steel (no suffix)

Stock No.	Description
KABG2422PBO*	Bottom Guard
KABG2423RT5**	Bottom Guard Realtree Max-5®
KABG1422TN***	Bottom Guard

Colors Available



*	PBO	PJK	PJJ	PNK	PJH	RT4	—	—
**	—	—	—	—	—	—	RT5	—
***	—	—	—	—	—	—	—	TN


ADD SUFFIX TO STOCK NUMBER FOR SPECIAL COLORS

ACCESSORIES: TOOL UTILITY VEHICLE (TUV)

Body Guards

Stock No.	Description	Applications
KABGVP1022	Body Guard Set	KRP1022
KABGVP1023	Body Guard Set	KRP1023
KABGVP1032	Body Guard Set	KRP1032
KABGVT1022	Body Guard Set	KRT1022
KABGVT1023	Body Guard Set	KRT1023
KABGVT1032	Body Guard Set	KRT1032

Colors Available



POT	PBO	PJK	PJJ	PCM	PDG	PU
-----	-----	-----	-----	-----	-----	----

ADD SUFFIX TO STOCK NUMBER FOR SPECIAL COLORS

Roll Cab Top Mats

- Vinyl resists most shop chemicals
- Snap-on® “S” logo matches roll cab color
- Smooth surface is easier to clean and write on

7000/1000	Extreme Green	Electric Orange	Red
7023/1023	JKRR1023BVGS	JKRR1023BVOS	JKRR1023BVRS
7022/1022	JKRR7022BVGS	JKRR7022BVOS	JKRR7022BVRS



JKRR1023BVGS



JKRR1023BVOS

Roll Cab Protective Side Panels

- Protects roll cab from other carts or roll cabs that could hit and damage the side
- Great for hiding scratches or dings
- Hardware and instructions included
- Panels are made of acrylic

1000 Series	Black	Green	Orange	Red
Kit	JKASP10KTBK	JKASP10KTGR	JKASP10KTOR	JKASP10KTRD
Left Side	JKASP10LBK	JKASP10LGR	JKASP10LOR	JKASP10LRD
Right Side	JKASP10RBK	JKASP10RGR	JKASP10ROR	JKASP10RRD



JKASP10KTBK

7000 Series	Black	Green	Orange	Red
Kit	JKASP70KTBK	JKASP70KTGR	JKASP70KTOR	JKASP70KTRD
Left Side	JKASP70LBK	JKASP70LGR	JKASP70LOR	JKASP70LRD
Right Side	JKASP70RBK	JKASP70RGR	JKASP70ROR	JKASP70RRD



JKASP70KTGR



JKASP70KTRD

EPIQ Series Protective Side Panels

EPIQ Series	Black	Green	Orange	Red
Kit	JKASPEKTBK	JKASPEKTGR	JKASPEKTOR	JKASPEKTRD
Left Side	JKASPEPLBK	JKASPEPLGR	JKASPEPLOR	JKASPEPLRD
Right Side	JKASPEPRBK	JKASPEPRGR	JKASPEPROR	JKASPEPRRD



JKASPEPROR



JKASPEPRRD

Stationary Storage Accessories

Drawer Label Kit	Stock No.
Narrow	K1H18L-5A
Standard	K1H25L-5A
Standard Plus	K1H31L-5A
Extra-Wide	K1H40L-5A
Double-Wide	K1H55L-5A

KSWSTOPKIT Top Bracket Kit

- To mount a stationary storage work surface; creates a workstation



JKASPEPRGR

Stationary Storage Base Skirts

Replacement Skirts	Gloss Black	Red	Royal Blue	Arctic Silver
Narrow	30SN610PB	30SN610PBN	30SN610PCN	30SN610ZBB
Standard	30SS610PB	30SS610PBN	30SS610PCN	30SS610ZBB
Standard Plus	30SP610PB	30SP610PBN	30SP610PCN	30SP610ZBB
Extra-Wide	30SE610PB	30SE610PBN	30SE610PCN	30SE610ZBB
Double-Wide	30SD610PB	30SD610PBN	30SD610PCN	30SD610ZBB

Vinyl Top Mats

Application	Black/Green Stock No.	Black/Orange Stock No.	Black/Red Stock No.
60" EPIQ Double/Triple Bank Roll Cabs	JKWSN60BVGS	JKWSN60BVOS	JKWSN60BVRS
68" EPIQ Double/Triple Bank Roll Cabs	JKWSN68BVGS	JKWSN68BVOS	JKWSN68BVRS
84" EPIQ Double/Triple Bank Roll Cabs	JKWSN84BVGS	JKWSN84BVOS	JKWSN84BVRS



- Do not open multiple drawers
- Images may be shown without actual warning labels
- Read safety precautions on pages W1 to W4

HAND TOOL ORGANIZATION



KAMHLAP / KAMH2024A

KAMH2930 /
KAMHEXT /
KAMHKB

KAMHMP
shown on
KAMH2024

KAMHTBLT
shown on
KAMH2930

Handle Mounting Kits and Holders

Stock No.	Description
KAMH2024A	Handle Mounting Kit Classic/Heritage/Carts
KAMH2930	Handle Mounting Kit KRL29" and EPIQ Series
KAMHEXT	Vertical Extension Rod
KAMHKB	Keyboard Holder
KAMHLAP	Laptop Holder
KAMHMP	Monitor Plate
KAMHTBLT	Tablet Holder
KAMHWL	Wire Holding Loops

PANEL ACCESSORIES: SIDE PANELS

Add-On Slotted Side Panels

- Use storage surfaces to organize most-used tools
- Fits Slotted Wall accessories for roll cabs, carts and WorkCenters and inside lockers
- Add storage space on either side of the roll cab for organizing hand tools and power tools
- Add a charging shelf with a power strip for batteries, tablets, phones
- Add shelves and bins for consumables and for work-in-process



KA2637PBO



KA2637PES



KA2637PJJ

(tools and accessories not included)



KA2637SS

(tools and accessories not included)



KA1734PBO

Applications	Stock No.	Color	
KRSC242/KRSC246/KRA2422/KRA2423/ KCP2422/KCP2423	KA2032PBO	Red	
	KA2032PC	Gloss Black	
	KA2032PJJ	Extreme Green	
	KA2032PJK	Electric Orange	
	KA2032PV	Textured Black	
	KA2032SS	Stainless Steel	
	KMP/KRL/KTL 1022, 1023, KERN, KETN, KETP, KERP—Fits Masters 1,000 Series and EPIQ Series	KA2637PBO	Red
		KA2637PC	Gloss Black
		KA2637PES	Ultra Yellow
		KA2637PJH	Candy Apple Red
KA2637PJJ		Extreme Green	
KA2637PJK		Electric Orange	
KA2637PKS		Arctic Silver	
KA2637PRJ		Storm Gray	
KA2637PU		White	
KA2637PV		Texture Black	
KA2637SS	Stainless Steel		
KRSC46/KRSC430/KRSC326/KRSC343 (also holds End Cab)	KRSC404APV	Black (Textured)	
KTL/KRL7022, 7023, KEMN361—Fits Masters 7,000 Series and EPIQ Series Carts	361AEMW4KPBO	Red	
	361AEMW4KPC	Gloss Black	
	361AEMW4KPCM	Royal Blue	
	361AEMW4KPDG	Midnight Blue	
	361AEMW4KPES	Ultra Yellow	
	361AEMW4KPJH	Candy Apple Red	
	361AEMW4KPJJ	Extreme Green	
	361AEMW4KPJK	Electric Orange	
	361AEMW4KPKS	Arctic Silver	
	361AEMW4KPOT	Flat Black	
361AEMW4KPU	White		
361AEMW4KPWL	Flat Blue		
KRSC46, KRSC430, KRSC323, KRSC343, KRSC326 (will not hold optional End Cab)	KA1734PBO	Red	
	KA1734PC	Gloss Black	
	KA1734PCM	Royal Blue	
	KA1734PJJ	Extreme Green	
	KA1734PWZ	Storm Gray	
	KA1734PV	Black (Textured)	
KCP1422/KCP1423	KA2036PBO	Red	
	KA2036PC	Gloss Black	
	KA2036PCM	Royal Blue	
	KA2036PJJ	Extreme Green	
	KA2036PJK	Electric Orange	
	KA2036PWZ	Storm Gray	
	KA2036SS	Stainless Steel	

Workcenter Accessories

- Accessories are designed to fit all slotted systems found on workcenters and on accessory side panels for roll cabs and carts

Stock No.	Description	Color	Applications
2637J5000	24" Seven Tool Power Tool Holder Kit for Slot Panel	Gloss Black	Fits Masters and EPIQ, KEM units
KAS12APWRPC	12" Power Tool Rack (holds 3)	Gloss Black	Fits all slotted walls
KAS18PWRPC	18" Power Tool Rack (holds 5)	Gloss Black	Fits all Slotted Walls 18" and Larger
KAHCK33	3" Curved Hook (3 pk)	Gloss Black	Fits all slotted walls
KAHK63	6" Extended Hook (3 pk)	Gloss Black	Fits all slotted walls
KAHLK33	3" Loop (3 pk)	Gloss Black	Fits all slotted walls
KAHR12PV	Hammer Rack	Textured Black	—
KAMS18PV	Shop Manual Stand	Textured Black	—
KAPS4	Power Strip (4 AC)	Black	—
KAPS5	Power Strip with (5) A/C and (2) USB Ports	—	—
KAPR24PVB	Prybar Rack	Black	Bolt into handle holes on Classic, Masters and EPIQ
KAS12APV	Flat Utility Shelf	Textured Black	Fits all slotted walls
KAS12X18PV	18" Reversible Shelf	Textured Black	Fits all slotted walls 18" and larger and holds KAPS5
KASH12X18PV	18" Reversible Power Shelf	Textured Black	Fits KA2032, KA2637 slot panels and all slotted walls 18" and larger
KAS12X21PV	21" Reversible Shelf	Textured Black	Fits all slotted walls
KASH12X24PV	24" Reversible Power Shelf	Textured Black	Fits KA2637 series only
KASR12APV	Drop-In Screwdriver Rack	Textured Black	Fits all Slotted Walls 18" and Larger
KASRS12APV	Slide-in Screwdriver Rack	Textured Black	Fits all slotted walls (for low clearance)
KAT12APV	Spray Can Rack	Textured Black	Fits all slotted walls
KAT18APV	Spray Can Rack (18")	Textured Black	Fits all Slotted Walls 18" and Larger
KATR12PV	T-Handle Rack (12")	Textured Black	Fits all slotted walls
KATVBRKT	Monitor Mounting Bracket	Brushed Stainless	Fits all slotted walls
YA3086A	Looped Tool Organizer	Black with Red Loops	1/8" Screw-in holes on Slots-N-Dots™
YA3089A	Looped Tool Organizer	Black with Red Loops	1/8" Screw-in holes on Slots-N-Dots™
YA3123A	Looped Tool Organizer	Black with Red Loops	1/8" Screw-in holes on Slots-N-Dots™
YA3182A	Looped Tool Organizer	Black with Red Loops	1/8" Screw-in holes on Slots-N-Dots™
K1LCAPBLK	Lock Cap	Black	—
KAFAN	LED Clock, Two-Speed Fan	Black	Magnetic base for WorkCenter
KAFANPBO	LED Clock, Two-Speed Fan	Red	Magnetic base for WorkCenter
KAFANPJJ	LED Clock, Two-Speed Fan	Extreme Green	Magnetic base for WorkCenter
KAFANPJK	LED Clock, Two-Speed Fan	Electric Orange	Magnetic base for WorkCenter
KAGLVHLDR	Glove Dispensing Rack	Gloss Black	Fits KA2032, KA2637, KA2036, KRSC404APV and 361AEMW4K slot panels



KAS12APWRPC



KAHCK33



KAHK63



KAHLK33



KAHR12PV



KAMS18PV



KAS12APV



KAS12X18PV



KASR12APV



KAT12APV



KAT18APV



KATR12PV



KATVBRKT



YA3086A



YA3089A



YA3123A



YA3182A



KAFAN



KAGLVHLDR



- Do not open multiple drawers
- Images may be shown without actual warning labels
- Read safety precautions on pages W1 to W4

SHELVES/TRAYS/AND RACKS



KRJC23AAPV

Creepers Hangers

Stock No.	Description	Color
KRJC23AAPV	Creepers Hanger	Black



KRA412GPB0




KRA412GPC

Folding Shelf

- 18 x 18" work surface

Stock No.	Color	Applications
KRA412GPB0	Red	Fits KRA and KRSC (except KRSC33A)
KRA412GPC	Gloss Black	Fits KRA and KRSC (except KRSC33A)
KRA412GPCM	Royal Blue	Fits KRA and KRSC (except KRSC33A)
KRA412GPJJ	Extreme Green	Fits KRA and KRSC (except KRSC33A)
KRA412GPV	Textured Black	Fits KRA and KRSC (except KRSC33A)



KRA412GPCM



KRA412GPJJ



KRA19



KRA20

Hang-on Parts Trays

- Organize small parts or spray cans
- Hang on roll cab or tool chest with 1/4" or more lip
- Also for use in drawers as storage trays

KRA19 Hang-on Parts Tray

- Measures 15 x 3 x 2-1/4"

KRA19PV Hang-on Parts Tray

KRA20 Hang-on Parts Tray

- Measures 25" x 3" x 2-1/4". Measures 25 x 3 x 2-1/4"

KRA20PV Hang-on Parts Tray



1001XL36PV



30AE3036PV



30AE2036PV



30AE3836PV



761XL36APV



KA31X36

(tools and accessories not included)

Sliding Trays

- Provide additional work or storage surface
- Optional parts tray for roll cabinets
- Accommodates wide variety of tools for convenient access
- Utilize empty space at the top of the tool box drawer

1001XL36PV Sliding Tray

- Fits Masters and Classic Series
- Measures 14-1/8 x 6 x 1-1/8"

30AE2036PV Sliding Parts Tray

- Use on KEXP725A, KEXN725A, KEXN603A, KERP763B, KERP843B, KERN842B, KERN843B, KERN602B, KERN682B EPIQ roll cabinets

- 20" wide

- Optional parts tray for EPIQ roll cabinets

- Accommodates wide variety of tools for convenient access
- Utilize empty space at the top of the tool box drawer

30AE3036PV Sliding Parts Tray

- Use on KEXP725A, KEXN725A, KEXN603A, KERP763B, KERN843B and KERN602B EPIQ Series roll cabinets

- 30" wide

30AE3836PV Sliding Parts Tray

- Use on KEXP725A, KERP843B and KERN682B EPIQ Series roll cabinets

- 38" wide

761XL36APV Sliding Tray Assembly

KA31X36 Sliding Tray (Partitioned)

- Maximize your 31" drawer space
- Fits Masters and Classic series

SHELVES, TRAYS AND RACKS



KAPR17APCM



KAPR24PVB



KR294AAPV



KR295

Colors Available



*	PC	PV	PJK	PJJ	PJH	PCM	PWZ
**	—	PV	—	—	—	—	—

ADD SUFFIX TO STOCK NUMBER FOR SPECIAL COLORS

Prybar Racks

- KAPR17A Series is designed to hold the new Snap-on® large-handled prybars
- KR295 Series is designed to hold screwdrivers and some prybars

Stock No.	Description	Tool Holding Capacity	Color	Depth, inches (mm)	Height, inches (mm)	Net Weight, lb (kg)	Shipping Weight, lb (kg)	Width, inches (mm)
KAPR17A*	Prybar Rack	20	Red	4 (100)	8-1/2 (215)	12 (5)	13 (5.5)	15-1/2 (394)
KAPR24PVB	Prybar Rack	7	Textured Black	3-3/4 (81)	19 (482)	17 (7)	18 (8)	24 (600)
KR294AAPV	Hang-on Prybar Rack	4	Textured Black	3 (76)	9-1/2 (241)	2-1/2 (1)	—	6 (154)
KR295**	End Cab	28	Red	4-23/32 (119.9)	10-3/16 (258.8)	12 (5)	17 (8)	17-1/8 (435)

BOLT COVER/WHEEL COVER SETS

Custom Caster Bolt Covers

- Fits all current and most past model Snap-on® casters
- Caps fit all current Snap-on® roll cabs
- Also fits the caster horn bolt found on all EPIQ and Masters Series Roll Cabs
- Also fits Classic 6 x 2" caster bolt
- Machined aluminum with custom Snap-on® wrench "S" marking
- 6 pc sets (2) for each swivel caster, (1) for each rigid caster
- Includes set screw for positive attachment (includes Allen wrench for install)

Stock No.	Description	Color
KACAP6BK	6 pc Powder-Coated Caster Bolt Covers	Black
KACAP6ZBK	6 pc Powder-Coated Caster Bolt Covers	Electric Orange (Matte)
KACAP6ZBJ	6 pc Powder-Coated Caster Bolt Covers	Extreme Green (Matte)
KACAP6BU	6 pc Powder-Coated Caster Bolt Covers	Blue
KACAP6RD	6 pc Powder-Coated Caster Bolt Covers	Red



VALVE CAPS

Valve Caps

- 4 pc Set of Logo Valve Caps
- Powder coated metal valve cap to match our most popular Snap-on® toolbox colors
- Snap-on® "S" logo on each cap
- Great way to accessorize TUV, vehicle, bicycle, riding lawn mower and ATV tires

Stock No.	Color
KAVC4PBO	Red
KAVC4PC	Gloss Black
KAVC4PJJ	Extreme Green
KAVC4PJK	Electric Orange



- Do not open multiple drawers
- Images may be shown without actual warning labels
- Read safety precautions on pages W1 to W4

LIGHTING



ECTSA289

LED Light Bars

- LED Light Bars for WorkCenters, Lockers and Bulk Overhead Cabinets
- Automatic on/off: durable and strong contacts provide positive engagement
- Magnetic installation of the light bar and the power switch provides easy installation and maneuverability
- It will create a lighting experience that outshines anything else in the shop
- Top-quality materials and construction
- Highest level of functionality (automatic on/off)
- Lowest energy use
- Best heat dissipation
- High-output LED system uses application-specific LED technology with a three year unlimited warranty

Stock No.	Description	Lumens	Power	Power, Volts
ECTSA109	1-1/2' Tool Storage Light Bar with Magnetic Switch	1,297	14.8	100-240/60 (1.5)
ECTSA109-RC	1-1/2' Tool Storage Light Bar with Remote Control	1,297	14.8	100-240/60 (1.5)
ECTSA289	4' Tool Storage Light Bar with Magnetic Switch	2,850	9 – Corded	110
ECTSA289-RC	4' Tool Storage Light Bar with Remote Control	2,850	9 – Corded	110
ECTSA319	5' Tool Storage Light Bar with Magnetic Switch	3,100	9 – Corded	110
ECTSA319-RC	5' Tool Storage Light Bar with Remote Control	3,100	9 – Corded	110

ECTSA-3 Locker Light Magnetic Control Box

ECTSA-4 Plastic Cable Management Ties (5 pk)



KALEDRED

LED Light Kits

- 13" LED strips are lightweight and can be attached to any surface using two-way soft tape
- LED strips can be connected in a straight line
- Connecting the LED strips with the included short connector cord allows the 13" LED strips to be placed around corners or at different levels from each other
- Each kit has a white six-way terminal to allow up to five additional LED add on kits
- Kit includes (3) 13" LED strips, (2) short connector cords, (1) six-way terminal and two-way soft tape
- Add-on kits contain (3) 13" LED strips, (2) short connector cords, (1) 6' power cord and two-way soft tape

Stock No.	Description	Color
KALEDBLUE	(3) 13" LED Strips (Kit)	Blue
KALEDGREEN	(3) 13" LED Strips (Kit)	Green
KALEDRED	(3) 13" LED Strips (Kit)	Red
KALEDWHITE	(3) 13" LED Strips (Kit)	White



ECTSB022



KEWLED24

LED WorkCenter Lights

ECTSB022 250 Lumen Tool Storage Drawer Light

- Two magnets on the back of the light and one on the side
- Sensor transmits a signal to turn the light on when the drawer opens, off when the drawer closes
- Can be used inside or outside the drawer
- Button on the sensor can turn the light on and off manually

KEWLED24 WorkCenter Light

- Flexible shaft can be bent up to 160° to provide lighting where needed
- Magnetic flexible posts make it easy to install on any flat steel surface or on the back wall
- 144 LEDs located throughout entire length of light for maximum brightness
- Diffuser included for uniform light



KAWRSLOGO18

Lighted Signs

KAWRSLOGO18 Snap-on®

“S” Sign (18”)

- Snap-on® Wrench “S” sign made of PVC and aluminum
- 18” W x 16” H



KALED28X7B



KALED28X7G



KALED8X11B



KALED28X7O



KALED28X7P



KALED8X11G



KALED28X7R



KALED28X7W



KALED8X11R



KALED24X6MB



KALED24X6MC



KALED24X6MR

LED Light Panels

- Can be mounted to a steel surface via included rare earth magnets
- Use AC or DC power; come with 110 V AC plug and battery pack
- Acrylic panel is dipped and coated for abrasion resistance

Stock No.	Description	Panel Color	LED Light Color	Size, inches
KALED28X7B	LED Snap-on® Logo Display Panel Light	—	Blue Light	28 x 7
KALED28X7G	LED Snap-on® Logo Display Panel Light	—	Green Light	28 x 7
KALED28X7O	LED Snap-on® Logo Display Panel Light	—	Orange Light	28 x 7
KALED28X7P	LED Snap-on® Logo Display Panel Light	—	Pink Light	28 x 7
KALED28X7R	Full Logo Panel Light	—	Red Light	28 x 7
KALED28X7W	LED Snap-on® Logo Display Panel Light	—	White Light	28 x 7
KALED8X11B	LED "S" Logo Display Panel Light	—	Blue Light	11 x 8
KALED8X11G	LED "S" Logo Display Panel Light	—	Green Light	11 x 8
KALED8X11R	Full Logo Panel Light	—	Red Light	11 x 8
KALEDB24B	LED Snap-on® Logo Display Panel Light	Black	Blue	24 x 7
KALEDB24G	LED Snap-on® Logo Display Panel Light	Black	Green	24 x 7
KALEDB24O	LED Snap-on® Logo Display Panel Light	Black	Orange	24 x 7
KALEDB24MCB	LED Snap-on® Logo Display Panel Light	Black	Multi-color	24 x 7
KALED24X6MB	LED Snap-on® Silhouette Logo Panel Light	Black	Blue	24 x 6
KALED24X6MC	LED Snap-on® Silhouette Logo Panel Light	Black	Multi-color	24 x 6
KALED24X6MG	LED Snap-on® Silhouette Logo Panel Light	Black	Green	24 x 6
KALED24X6MO	LED Snap-on® Silhouette Logo Panel Light	Black	Orange	24 x 6
KALED24X6MR	LED Snap-on® Silhouette Logo Panel Light	Black	Red	24 x 6
KALED24X6MW	LED Snap-on® Silhouette Logo Panel Light	Black	White	24 x 6
KALED30X12MC	Multi-Color LED Panel Snap-on® Vintage Logo Panel Light	Clear	Multi-color	30 x 12



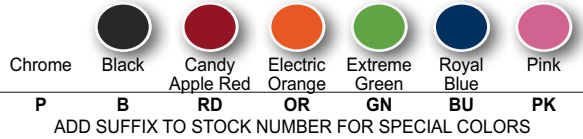
- Do not open multiple drawers
- Images may be shown without actual warning labels
- Read safety precautions on pages W1 to W4

CUSTOMIZATION



KA2422HDLP

Colors Available



Roll Cab Handlebars

- Fit all KRA and KCP Roll Cabs in our Classic and Heritage Series, plus KRSC Series Carts
- Powder-coated options match the most popular Snap-on® toolbox colors
- Heavy-duty aluminum construction with knurled grip on handle
- Laser engraved Snap-on® logo in handle base
- Laser engraved Snap-on® “S” on both handle posts

Stock No.	Description	Color
KA2422HDLP	Roll Cab Handle	Polished Chrome

DRAWER ORGANIZATION



KAERNX6RD




KAERNADD6RD

Drawer Organizers

Stock No.	Description
KAERNX6RD *	6 pc Drawer Organizer
KAERNADD6RD **	6 pc Socket/Wrench/Bit Organizer Set

Colors Available



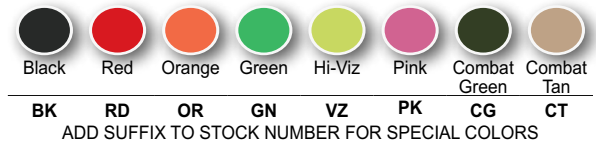
KAD16X10RD

Drawer Organizer Trays

- Fit 2" deep drawers (11 x 16 x 1-1/4")
- High-strength plastic

KA16X10RD 10 Compartment Drawer Organizer Tray (16 x 10")

Colors Available



SPP804-2

Parts Tray Drawer Inserts

- Lightweight but tough reinforced polymer construction
- Each compartment has an area for labeling if desired
- Use in tool drawers or cart to organize fasteners, clips, etc.
- Fits into a 2" narrow drawer, such as on KRL722, KRA2411 and KRA2418 models

SPP804-1 14 Compartment Parts Tray

SPP804-2 35 Compartment Parts Tray

Extension/Ratchet Organizers

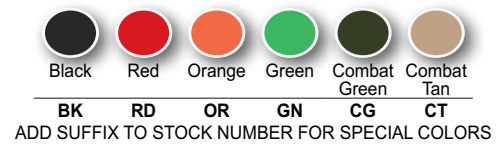
- Exclusive press tab feature captures 3/8" drive extensions for drawer organization and secure transport
- Store up to (10) 3/8" drive standard, wobble and/or impact extensions
- Will also store hard handle ratchets (standard and flex head) up to 18" long
- Press tabs are designed both to secure items in place (even upside down) and to facilitate ease of removal
- Low-profile to fit shallow drawers
- Available in six colors to match Snap-on® tool storage units

Stock No.	Description
KAEXT38RD	3/8" Drive Extension and Ratchet Holder/Organizer



KAEXT38RD


Colors Available



BPSSTRYLAS



BPTRYLAS



KASKT5GN



LASTRAY2RED



LAS12MR



LAS12SR



LAS14MR



LAS14SR



LAS38MR



LAS38SR

Lock-A-Socket™ Trays and Rails

Lock-A-Socket™ trays feature Snap-on® colors, branding and grips

- Hold over six dozen sockets with a twist lock to keep them in place—accommodate 1/2, 3/8, and 1/4" drive sockets
- Comes in (5) Snap-on® powder-coated colors: Red, Black, Extreme Green, Orange, Pink
- KA Series only comes with Snap-on® ratchet-style swivel grips for easy carrying
- KA Series only comes with (8) clips for ratchets and extensions, are made of a flexible polymer and won't scratch the chrome
- Colors match popular Snap-on® toolbox paint colors and look great in drawers
- KA Series only comes with Snap-on® Logo on each end

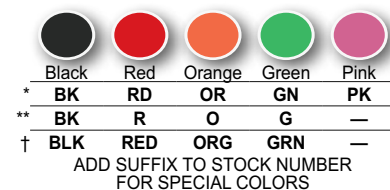
Stock No.	Description	Color	Weight, lb	Area, inch
BPSSTRYLAS	20" Combination Drive Size Lock-A-Socket™ Tray (Blue-Point®)	Stainless Steel	—	8-3/4 x 20
BPTRYLAS	20" Combination Drive Size Lock-A-Socket™ Tray (Blue-Point®)	Red	—	8-3/4 x 20
KASKT5RD *	20" Combination Drive Size Lock-A-Socket™ Tray	Red	2.75	8-3/4 x 20
LAS14MR **	1/4" Drive Metric Lock-A-Socket™	Red	1	1.6 x 15
LAS14SR **	1/4" Drive SAE Lock-A-Socket™	Red	1	1.6 x 15
LAS38MR **	3/8" Drive Metric Lock-A-Socket™	Red	1.55	1.6 x 19
LAS38SR **	3/8" Drive SAE Lock-A-Socket™	Red	1.55	1.6 x 19
LAS12MR **	1/2" Drive Metric Lock-A-Socket™	Red	1.9	1.6 x 15
LAS12SR **	1/2" Drive SAE Lock-A-Socket™	Red	1.9	1.6 x 15
LASTRAY2RED †	5 Row Lock-A-Socket™ Extreme Tray	Red	8	8.1 x 22.5

MTSLAS25LP25 1/4" Drive Lock-A-Socket™ Posts MTSLAS38LP25 3/8" Drive Lock-A-Socket™ Posts MTSLAS50LP25 1/2" Drive Lock-A-Socket™ Posts



MTSLAS38LP25

Colors Available



• Images may be shown without actual warning labels
• Read safety precautions on pages W1 to W4

HAND TOOL ORGANIZATION



A263B

Multi-Row Socket Trays

- Steel panel units have socket rails attached and a carrying handle

A263B Socket Holder

- Fits in top, below pallet
- For square drive tools to 4" deep
- Holds four 10-3/8" rows and two 3-1/2" rows of sockets
- Five-row organizer measures 10-1/8 x 8-1/4"
- (US Patent #5,284,245)



A288B

A288B Socket Holder

- 10-row organizer measures 14-1/2 x 17-3/16"
- Two handles
- (US Patent #5,284,245)



KTA500

KTA500 Multi-Row Socket Tray

- Holds up to 80 sockets in 1/4", 3/8" and 1/2" drive sizes
- Features one rail with (16) 1/4" drive clips, two rails with (16) 3/8" drive clips each and two rails with (16) 1/2" drive clips each
- Aligns sockets for fast, easy selection
- Use on roll carts and will fit into most roll cab/tool chest drawers
- Overall length of 20"
- 17-1/2" L x 7-9/16" W x 2-1/2" D
- Made of heavy-gauge steel



KTA600

KTA600 Multi-Row Socket Tray (Blue-Point®)

- Holds up to 80 sockets in 1/4, 3/8 and 1/2" drive sizes
- Five rails with (16) 1/4" drive clips, (32) 3/8" drive clips and (32) 1/2" drive clips
- Fits into most roll cab/tool chest drawers
- Sturdy handles on either side for easy carrying



BPSKTRLSTRY

BPSKTRLSTRY Four Rail Socket Tray (Blue-Point®)


- Holds up to 80 sockets in 1/4, 3/8 and 1/2" drive sizes
- Four rails with (20) 1/4" drive clips, (30) 3/8" drive clips and (30) 1/2" drive clips
- Low-profile design to fit most drawer sizes
- Sturdy handle for either hanging or carrying the tray



BPSKTRLSTRYP

BPSKTRLSTRYP Four Rail Socket Tray (Blue-Point®)

- Holds up to 80 sockets in 1/4, 3/8, and 1/2" drive sizes
- Four rails with (20) 1/4" drive clips, (30) 3/8" drive clips, and (30) 1/2" drive clips
- Low-profile design to fit most drawer sizes
- Sturdy handle for either hanging or carrying the tray



Socket Holders with Posts

- All sockets are easily visible
- Each post is marked for correct socket size
- Sockets are easily removed with one hand
- Use for hand, power and impact sockets
- High-impact plastic resists oil and grease
- KA143, KA383 and KA123 three-row holders have a middle row for semi-deep sockets

Stock No.	Description	Color
KAHNSX6RD *	6 pc 2-Row SAE/Metric Post Socket Tray Set (All Drive Sizes)	Snap-on® Red
KA12FRRD *	1/2" SAE Post Socket Tray	Snap-on® Red
KA12METRD *	1/2" Metric Post Socket Tray	Snap-on® Red
KA14FRRD *	1/4" SAE Post Socket Tray	Snap-on® Red
KA14METRD *	1/4" Metric Post Socket Tray	Snap-on® Red
KA38FRRD *	3/8" SAE Post Socket Tray	Snap-on® Red
KA38METRD *	3/8" Metric Post Socket Tray	Snap-on® Red
KA123FRRD **	1/2" 3-Row Post-Style Socket Tray	Snap-on® Red
KA123METRD **	1/2" 3-Row Post-Style Socket Tray	Snap-on® Red
KA143FCG ††	1/4" SAE Post 3-Row Socket Tray	Combat Green
KA143FRRD †	1/4" SAE Post 3-Row Socket Tray	Snap-on® Red
KA143METRD †	1/4" Metric Post 3-Row Socket Tray	Snap-on® Red
KA383FCG ††	3/8" SAE Post 3-Row Socket Tray	Combat Green
KA383FRRD †	3/8" SAE Post 3-Row Socket Tray	Snap-on® Red
KA383METRD †	3/8" Metric Post 3-Row Socket Tray	Snap-on® Red
KA14383FRCGT	1/4 and 3/8" Drive SAE Post 3-Row Socket Tray 4-Pack	Combat Green/Combat Tan
KA14383MMCGT	1/4 and 3/8" Drive Metric Post 3-Row Socket Tray 4-Pack	Combat Green/Combat Tan
KA14383PK4RD***	SAE and Metric Post 3-Row Socket Tray Pack (1/4" and 3/8" Drive)	Snap-on® Red
YA12FR	1/2" SAE Socket Holder with Posts	Red
YA14FR	1/4" SAE Socket Holder with Posts	Red
YA38FR	3/8" SAE Socket Holder with Posts	Red
YA12MET	1/2" Metric Socket Holder with Posts	Gray
YA14MET	1/4" Metric Socket Holder with Posts	Gray
YA38MET	3/8" Metric Socket Holder with Posts	Gray

Colors Available

	Black	Red	Electric Orange	Extreme Green	Hi-Viz	Pink	Combat Green	Combat Tan
*	BK	RD	OR	GN	—	PK	—	—
**	BK	RD	OR	GN	VZ	—	—	—
***	BK	RD	OR	GN	—	—	—	—
†	BK	RD	OR	GN	VZ	—	CG	CT
††	—	—	—	—	—	—	CG	CT

ADD SUFFIX TO STOCK NUMBER FOR SPECIAL COLORS



• Images may be shown without actual warning labels
• Read safety precautions on pages W1 to W4

HAND TOOL ORGANIZATION



YA38HTD

Socket Driver Tray

YA38HTD Hex and TORX® Socket Driver Tray

- Organizes commonly used chrome 3/8" drive hex and TORX® socket drivers
- Sizes are clearly indicated on the holder
- Stores SAE hex drivers in 1/8–3/8" range (1/8, 9/6, 5/3, 3/1, 7/3, 1/4, 5/16 and 3/8"), metric hex drivers in 4–10 mm range (4, 5, 6, 7, 8, 9 and 10 mm) and TORX® drivers from T27–T60 sizes (T27, T30, T40, T45, T50, T55 and T60)
- Three open pockets for additional sockets
- Overall dimensions: 9-1/4 x 3-5/16 x 1/16"



LSR1213



LSR1406



LSR1412



LSR3812A

Socket Rails (with Quick-Release Locking Clips) (Blue-Point®)

- Push-button, spring-loaded clips provide quick, easy release of socket even with greasy hands
- Extruded aluminum socket rail for light weight and durability
- Detent ball at bottom of clip permits clip to be easily positioned on rail
- Rail also features laser engraved Snap-on® logo

Stock No.	Square Drive, inches	Clips	Rail Color	Overall Length, inches (mm)
LSR1213	1/2	13	Black	14 (355.6)
LSR1406	1/4	6	Black	7-3/8 (187.3)
LSR1412	1/4	12	Black	10 (254)
LSR3812A	3/8	12	Black	12 (304.8)



A267A



A271A

Socket Rails and Clips

Stock No.	Rail Length, inches (mm)	Clips
A265A	7-3/8 (187.3)	1/4" Drive
A267A	13-3/8 (339.7)	3/8" Drive
A269A	10-3/8 (263.5)	3/8" Drive
A270A	16-3/4 (425)	1/2" Drive
A271A	—	1/4" Drive (25 pk)
A272A	—	3/8" Drive (25 pk)
A273A	—	1/2" Drive (25 pk)
A274C	—	3/4" Drive (25 pk)

A265A Socket Rail and Socket Clips

- (12) 1/4" drive socket clips on a 7-3/8" rail

A267A Socket Rail and Socket Clips

- (14) 3/8" drive socket clips on a 13-3/8" rail

A269A Socket Rail and Socket Clips

- (12) 3/8" drive socket clips on a 10-3/8" rail

A270A Socket Rail and Socket Clips

- (15) 1/2" drive socket clips on a 16-3/4" rail

A271A Socket Clip

- 1/4" drive (25 pack)

A272A Socket Clip

- 3/8" drive (25 pk)

A273A Socket Clip

- 1/2" drive (25 pack)

A274C Socket Clip

- 3/4" drive (25 pack)

Twist Lock Socket Rail Tray

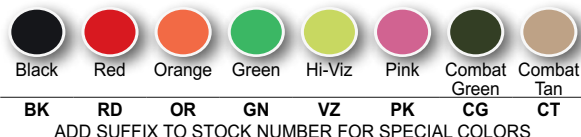
- Comes with 1/2, 3/8 and 1/4" drive rails
- Three individual 18" socket rails mounted together in one tray (push button removal)
- Easy 1/8 turn to lock and unlock the socket on drive square
- Sockets are secure, even upside down, will hang vertically if required
- Overall dimensions: 19-3/4 x 5-1/4"
- Snap-on® "S" on each of the three rails
- Made in USA

Stock No.	Description
KA123814RD	Twist Lock Socket Rail Tray (1/2, 3/8, and 1/4")



KA123814RD

Colors Available



KMAGBIT37R

Magnetic Hex Bit Holders/Rubber Base (Blue-Point®)

- Magnetic base affixes to any ferrous metal without scratching surface
- Bits will stay in holder even in upside-down applications
- Non-transferable magnetic material will not magnetize tools, or damage onboard automotive computers or other related circuitry
- Resists most shop chemicals
- Rubber base won't mar finishes
- Holds up to 37 bits
- Bits not included

KMAGBIT37R Magnetic Hex Bit Holder (Blue-Point®)

- Red
- Bits are not included



YA438B

Moveable Peg Socket Rails (Blue-Point®)

- 18" rails feature adjustable pegs to organize sockets
- Pegs can be stacked for extra storage
- Adhesive-backed rail

YA425B Socket Rail (Blue-Point®)

- 1/4" square drive (20 pegs)

YA438B Socket Rail (Blue-Point®)

- 3/8" square drive (18 pegs)

YA450B Socket Rail (Blue-Point®)

- 1/2" square drive (14 pegs)

PEN7410 1/4" Square Pegs

PEN7411 3/8" Square Pegs

PEN7412 1/2" Square Pegs



KMAG14SD26R

Magnetic Socket Holders (Blue-Point®)

- Magnetic base affixes to any ferrous metal without scratching surface
- Sockets will stay in holder even in upside down applications
- Nontransferable magnetic material will not magnetize tools or damage onboard automotive computers or other related circuitry
- Resists most shop chemicals
- Rubber base won't mar finishes

KMAG38D12R Magnetic Socket Holder (Blue-Point®)

KMAG38S12R Magnetic Socket Holder (Blue-Point®)

KMAG38SD24R Magnetic Socket Holder (Blue-Point®)

KMAG14SD26R Magnetic Socket Holder (Blue-Point®)



• Images may be shown without actual warning labels
• Read safety precautions on pages W1 to W4

HAND TOOL ORGANIZATION



BPMVSR12A



BPMVSR14A



BPMVSR38A

Magnetic Vertical Socket Rails

- View socket sizes quickly and easily with these new magnetic vertical socket rails
- Magnet backing (with protective foam covering) allows sockets to be attached to any metal surface
- Allow sockets to be placed on rack so size is visible
- Posts replaceable if lost or broken
- Can be laid down flat in drawer if necessary

BPMVSR12A Magnetic Vertical Socket Rail

BPMVSR14A Magnetic Vertical Socket Rail

BPMVSR38A Magnetic Vertical Socket Rail



MR1426



MR3828BL

Magnetic Socket Trays

- Hold metric or fractional sockets in these molded ABS plastic trays
- Handle for easy movement to job sites

MR1426 Magnetic Socket Tray

MR1426BL Magnetic Socket Tray

MR3828 Magnetic Socket Tray

MR3828BL Magnetic Socket Tray



A277

Crowfoot Wrench Holder

A277 3/8" Drive 8-3/4" Crowfoot Wrench Holder

- Organizes and stores crowfoot wrenches
- 2 pc design snaps apart for access to desired size
- 8-3/4" long



KRA15A



KRA22A

Wrench Organizers

- Includes a pair of 24" long plastic organizers
- Cut to desired length and attach to any drawer with foam backing

KRA15A Wrench Organizer

KRA22A Wrench Organizer



BPM14MWH



BPS14MWH



MAGRAK10R



WRM10

Magnetic Wrench Organizers

BPM14MWH Magnetic Metric Wrench Holder (Blue-Point®)

- Holds sizes 8–21 mm wrenches
- Strong magnets secure wrenches in place during movement
- Entire unit is magnetized to hold rack to drawer
- Can be used in as small as a 2" deep drawer
- Black

BPS14MWH Magnetic SAE Wrench Holder (Blue-Point®)

- Holds sizes 1/4–1" wrenches
- Strong magnets secure wrenches in place during movement
- Entire unit is magnetized to hold rack to drawer
- Can be used in as small as a 2" deep drawer
- Blue

MAGRAK10 Magnetic Wrench Organizer (Blue-Point®)

- (10) angular slots provide storage for most wrenches
- A ridge at the base prevents wrenches from contacting tool storage surfaces
- Mounts magnetically for instant wrench access
- Black

MAGRAK10R Magnetic Wrench Organizer (Blue-Point®)

- Red

WRM10 Adjustable Wrench Organizer (Blue-Point®)

- Holds (10) wrenches
- Adjusts to hold a variety of wrench sizes
- Magnets secure individual wrenches to rack
- Individual magnets hold each wrench securely at its center, allowing easy one-hand removal
- Magnetic holders slide on aluminum rail to adjust wrench spacing
- Base magnets secure the wrench rack to tool storage unit or other ferrous metal surfaces
- Base is made of non-scratch, heavy-duty anodized aluminum
- Red

WRM15 Adjustable Wrench Organizer (Blue-Point®)

- Holds (15) wrenches
- Adjusts to hold a variety of wrench sizes
- Magnets secure individual wrenches to rack
- Individual magnets hold each wrench securely at its center, allowing easy one-hand removal
- Magnetic holders slide on aluminum rail to adjust wrench spacing
- Base magnets secure the wrench rack to tool storage unit or other ferrous metal surfaces
- Base is made of non-scratch, heavy-duty anodized aluminum
- Red



WRRAK5RDXL



WRRAK12RD



WRRAKKCNT



WRRAKXLCLP

WRRAK Wrench Rack

- Strong N37 magnets hold wrenches securely in place
- Magnetize through the drawer liner to hold your wrenches securely while opening and shutting drawer
- Low profile to fit in the 2" wrench drawer
- Multiple wrench racks can be connected together
- Sliding holders move, giving more space for larger wrenches
- Perfect for flex head and stubby wrenches
- Non-marring magnetic bottom prevents scratching and firmly attaches to metal surfaces horizontally

- WRRAK5BK* 5" Magnetic Wrench Rack**
- WRRAK5BKXL* 5" XL Magnetic Wrench Rack**
- WRRAK12BK* 12" Magnetic Wrench Rack**
- WRRAKCLP1 Magnetic Wrench Rack Clip**

- WRRAKKCNT Magnetic Wrench Rack Connector**
- WRRAKXLCLP Magnetic Wrench Rack XL Clip**

Colors Available



Black Red
* BK RD
ADD SUFFIX TO STOCK NUMBER FOR SPECIAL COLORS

Soft Grip Wrench Racks

- Specifically designed to hold 10–15 Snap-on® wrenches
- Wrench size is clearly visible on rack
- Fits 2"-deep KRL drawers and most 2"-deep KRA drawers
- Retaining tabs for convenient vertical mounting or carrying

- KA381SG15RD 15 Wrench Rack**
- KA384SSG10RD 10 Midget Wrench Rack**
- KA389SG15RD Reverse 15 Wrench Rack**

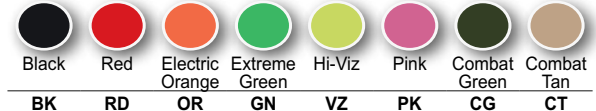


KA389SG15RD



KA384SSG10RD

Colors Available



Black Red Electric Orange Extreme Green Hi-Viz Pink Combat Green Combat Tan
BK RD OR GN VZ PK CG CT
ADD SUFFIX TO STOCK NUMBER FOR SPECIAL COLORS

Soft Grip Wrench Racks

- Design holds wrench securely yet provides quick and easy release
- Store and organize wrenches
- Fit all 2"-deep drawers in Snap-on® tool storage units
- Flexible plastic material will not corrode or mar wrench finish
- Available in standard and reverse styles for convenient side-by-side mounting in tool drawers (US Patent 5,638,964 applies)

- YA381SG12 Soft Grip Wrench Organizer**
- YA381SG15 Soft Grip Wrench Organizer**
- YA381SG8 Soft Grip Wrench Organizer**
- YA389SG12 Reverse Soft Grip Wrench Organizer**
- YA389SG15 Reverse Soft Grip Wrench Organizer**
- YA389SG8 Reverse Soft Grip Wrench Organizer**



YA381SG12



YA389SG15



• Images may be shown without actual warning labels
• Read safety precautions on pages W1 to W4

HAND TOOL ORGANIZATION



YA384SSG10R



YA384SSG7R

Soft Grip Stubby Wrench Racks


- Store and organize wrenches
- Fits all 2"-deep drawers in Snap-on® tool storage units
- Mounting holes align with the Slots-N-Dots™ system on Snap-on® WorkCenter riser units
- Molded handle allows easy transport of loaded rack
- Red and black color schemes allow user to easily differentiate fractional from metric sizes
- Racks may be trimmed for use with smaller wrench sets
- Flexible plastic material will not corrode or mar wrench finish

YA384SSG10B Soft Grip Stubby Wrench Rack (Blue-Point®) (Black)

YA384SSG10R Soft Grip Stubby Wrench Rack (Blue-Point®)

YA384SSG7B Stubby Wrench Rack (Blue-Point®) (Black)

YA384SSG7R Stubby Wrench Rack (Blue-Point®)



KAPL10ARD

Colors Available



*	—	ARD	OR	—	AVZ	PK	—	CG	CT
**	ABK3	ARDX3	—	AGNX3	AVZX3	—	X3	—	—

ADD SUFFIX TO STOCK NUMBER FOR SPECIAL COLORS

Pliers Organizers

- Organize a wide range of pliers; also handles large wrenches
- Non-slip molded rubber base is contoured to hold tool in place
- Colors only available through Snap-on® with Snap-on® logo on both sides of each tray
- 10A suffix fits 3" wide drawers

Stock No.	Description	Width, inches (mm)	Height, inches (mm)
KAPL10ARD†	10" Pliers Organizer	10 (254)	3-3/8 (85.7)
KAPL10ARDX3†	10" Pliers Organizer (3 pk)	10 (254)	3-3/8 (85.7)

† Fits 3" extra-wide drawer



YA381A



YA381ABL



YA389A



YA381FRA



YA389ABL

Wrench Organizers (Blue-Point®)

- The wrench holding tabs on the YA389 series are the reverse of the YA381 series so two or more sets can be stored side by side with all wrenches facing forward
- 6-1/4 x 2-1/2 x 9-1/2" long

YA381A Wrench Organizer (Blue-Point®)

- Holds up to 12 wrenches

YA381ABL Wrench Organizer (Blue-Point®)

- Holds up to 12 wrenches

YA381MIDG Midget Wrench Organizer (Blue-Point®)

- Holds up to 12 wrenches

YA389A Reverse Tooth Wrench Organizer (Blue-Point®)

- Holds up to 12 wrenches

YA389ABL Reverse Tooth Wrench Organizer (Blue-Point®)

- Black, holds up to 12 wrenches

YA381FRA SAE Wrench Rack (Blue-Point®)

YA381MET Metric Wrench Rack (Blue-Point®)



YA207

Magnetic Nut Holder

YA207 Nut Holder

- Flexible stainless steel body with pivoting magnetic head clips onto open-end and box end wrenches
- Holds nut on sizes 3/8–3/4" (10–19 mm)



Magnetic Bar Tool Holder

MAGWRENCH Magnetic Bar Tool Holder (Blue-Point®)

- Industrial-strength magnets keep it secured to a metal surface
- Holds tools for quick and easy access
- Chrome-plated steel bar with chrome-plated nylon ends
- Overall size is 20" (with approximately 12" of magnetic holding space)

KAMR123 Magnetic Bar Tool Holder (Blue-Point®)

- Magnet holds tools for easy access
- Can magnetically mount to metal surface or can be screw mounted
- Measures 11-3/4" L x 2-1/4" W x 7/8" H
- Housing is black finish with chrome-finish magnet plate

SMR10 10-1/4" Long Magnetic Rack (Blue-Point®)

- Strong rare earth magnets on front of rack holds 1/4, 3/8 and 1/2" drive sockets
- Magnetic force on back of the rack mounts to tool drawer in seconds
- Keeps all sockets neat, organized and ready for use

SMR13 13-1/4" Long Magnetic Rack (Blue-Point®)

- Strong rare earth magnets on front of rack holds 1/4, 3/8 and 1/2" drive sockets
- Magnetic force on back of the rack mounts to tool drawer in seconds
- Keeps all sockets neat, organized and ready for use

SMR17 17-1/4" Long Magnetic Rack (Blue-Point®)

- Strong rare earth magnets on front of rack holds 1/4, 3/8 and 1/2" drive sockets
- Magnetic force on back of the rack mounts to tool drawer in seconds
- Keeps all sockets neat, organized and ready for use

YA161 24" Long Magnetic Bar Tool Holder

- Magnet holds tools for easy access
- Black finish

YA162 13" Long Magnetic Bar Tool Holder

- Magnet holds tools for easy access
- Black finish

YA209 24" Long Magnetic Bar Tool Holder

- Magnet holds tools for easy access
- Chrome finish

Magnetic Trays and Dishes

Magnetic Holders and Parts Trays

- Ideal for use on side of toolbox or service cart
- Attach to any flat metal surface
- Hold tools and fasteners magnetically, magnetic bottom
- Fit 2" and deeper drawers found in all Snap-on® tool storage product
- 21 x 7" to fit 3-wide in Masters and EPIQ Series drawers

BLPMPT10A Magnetic Parts Tray

BLPMPT12A Magnetic Parts Tray

BLPMPT6A Magnetic Parts Tray

BLPMPT8A Magnetic Parts Tray

BLPMPTSETA 4 pc Magnetic Parts Trays (6, 8, 10 and 12") (Blue-Point®)

BPMST135 13-1/2" Magnetic Storage Tray (Blue-Point®)

KAMPTPAK 8 pk Large/Small Magna Panel Trays

MRB10B Magnetic Tray (Blue-Point®)

MRB15B Magnetic Tool Tray (Blue-Point®)

MRB5B Magnetic Bowl (Blue-Point®)

MRPB10MP5 Magnetic Dish (5 pk) (Blue-Point®)

KADM21X71BK * Magnetic Parts/Disassembly Tray Black

KADM21X72BK * Magnetic Parts/Disassembly Tray Black

KADM21X73BK * Magnetic Parts/Disassembly Tray Black

KAMPT12X6R ** Magna Panel Tray Red

KAMPT16X8R ** Magna Panel Tray Red



Colors Available



* BK — OR GN
** BLK R O G

ADD SUFFIX TO STOCK NUMBER FOR SPECIAL COLORS



• Images may be shown without actual warning labels
• Read safety precautions on pages W1 to W4

MAGNETIC ACCESSORIES



KAMM1212



KAMM122



KAMM126




KAMM612



KAMMX312R



KAMMX318R



KAMMX817R

Magnetic Panels

- Magnetic base attaches to riser, toolbox, cart, creeper or any ferrous surface in seconds
- Tools are easily positioned on the magnetic panel
- Ideal for holding fasteners during removal and assembly operations
- High strength magnets
- Made from 3/16" thick 16-gauge steel
- Will not magnetize tools

KAMM1212 12 x 12" Magnetic Panel (Blue-Point®)

- Made from 3/16" (4.8 mm) thick 16-gauge steel
- Measures 12 x 12" (304.8 x 304.8 mm)

KAMM122 Magnetic Panel (Blue-Point®)

- Blue anodized aluminum
- Measures 10-5/8 x 2" (270 x 50.8 mm)

KAMM126 Magnetic Panel (Blue-Point®)

- Red anodized aluminum
- Measures 12 x 6" (304.8 x 152.4 mm)

KAMM612 Magnetic Panel (Blue-Point®)

- Measures 12 x 12"

KAMMX312R Magna Stick Extreme 3 x 12"

- Durable aluminum extrusions with composite end caps
- Heavy-duty magnets on front and back
- Can be used in any position
- Low-profile design
- Undercut handles for better grip when carrying heavy loads

KAMMX318R Magna Stick Extreme 3 x 18"

- Durable aluminum extrusions with composite end caps
- Heavy duty magnets on front and back
- Can be used in any position
- Low profile design
- Undercut handles for better grip when carrying heavy loads

KAMMX817R Magna Stick Extreme 8 x 17"

- Large 8" x 17" panel
- Integrated polymer handles and tool clips
- Durable aluminum extrusions with composite end caps
- Heavy duty magnets on front and back
- Can be used in any position
- Low profile design



ACYSBINER



ACYWRNCHRING



ACYMAGADDON1



ACYMAGADDON2



ACYMAGPED



ACYMAGAUTOKT



ACYMAGPLATE



ACYMAGPLTEKT



ACYMAGSMBALL



ACYMAGAUTKT2



ACYMAGTLBXKT



ACYMAGVENT



ACYMAGWIND



ACYUNIVERSAL



ACY-CASEXL



ACY-HCASEVXX



ACY-HCASEHXX

Magnetic Electronic Device EZ-Mount

- ACYSBINER** Locking S-Biner Accessory Clips
- ACYWRNCHRING** Tool Organizing Wrench Ring (12 rings)
- ACYMAGADDON1** EZ-Mount Small Magnetic Add-on
- ACYMAGADDON2** EZ-Mount Large Magnetic Add-on
- ACYMAGPED** EZ-Mount Pedestal Stand
- ACYMAGAUTOKT** EZ-Mount Magnetic Auto Kit
- ACYMAGPLATE** Orbiter Magnetic Socket
- ACYMAGPLTEKT** Orbiter Magnetic Socket Vehicle Kit
- ACYMAGSMBALL** EZ-Mount Add on Small Ball

- ACYMAGAUTKT2** EZ-Mount Universal Car Kit
- ACYMAGTLBXKT** EZ-Mount Magnetic Tool Box Kit
- ACYMAGVENT** EZ-Mount Automotive Vent Ball Add-On
- ACYMAGWIND** EZ-Mount Windshield Kit
- ACYUNIVERSAL** EZ-Mount Universal Component Add-on
- ACY-CASEXL** Sideways Nylon Phone Case
- ACY-REPLADH** Mount Adhesive Replacement Kit (not shown)
- ACY-HCASEVXX** XX-Large Vertical Phone Case
- ACY-HCASEHXX** XX-Large Horizontal Phone Case

Magnetic Hook

- Neodymium magnets hold up to 20 lb
 - Rubber coating on the base prevents scratches on painted surfaces
- KAHMPC** Magnetic Hanger



KAHMPC



• Images may be shown without actual warning labels
 • Read safety precautions on pages W1 to W4

MAGNETIC ACCESSORIES



KACHMBLK



KACHMGN



KACHMRD

(phone not included)

Magnetic Cell Phone Holder

- Magnetic base sticks to post lift, cart, roll cab, or the side of a WorkCenter

KACHMBLK Magnetic Cell Phone Holder

KACHMGN Magnetic Cell Phone Holder

KACHMRD Magnetic Cell Phone Holder



12MSKTHRED



12MSWHLDR



14MSWHLDR



38MSWHLDR

Magnetic Socket/Wrench Holders

12MSKTHRED * 1/2" Drive Metric/SAE Magnetic Socket Holder

14MSKTHRED * 1/4" Drive Metric/SAE Magnetic Socket Holder

38MSKTHRED * 3/8" Drive Metric/SAE Magnetic Socket Holder

12MSWHLDR Magnetic 1/2" Socket/Wrench Holder

14MSWHLDR Magnetic 1/4" Socket/Wrench Holder


38MSWHLDR Magnetic 3/8" Socket/Wrench Holder

Colors Available



Black Red Orange Green

* BLK RED ORG GRN
ADD SUFFIX TO STOCK NUMBER FOR SPECIAL COLORS



BLP2CANHLDR



BLP3CANHLDR



BLPPTHDR

Magnetic Can/Bottle Holders (Blue-Point®)

BLP2CANHLDR Magnetic Can/Screwdriver Holder (Blue-Point®)

- Ideal for use on the side of toolbox or service cart
- Holds (2) spray cans and (5) screwdrivers
- Spray can slot is 3" diameter
- Six powerful, cushioned magnets resist surface scratching
- Heavy-gauge 0.80 mm black powder-coated steel construction
- Weight: 1.92 lb
- Dimensions: 8-1/2" L x 5" W x 5-1/18" H

BLP3CANHLDR Magnetic Can/Screwdriver Holder (Blue-Point®)

- Holds (3) spray cans and (7) screwdrivers
- Spray can slot is 3" diameter
- Eight powerful cushioned magnets resist surface scratching
- Heavy gauge 0.80 mm black powder-coated steel construction
- Ideal for use on side of toolbox or service cart
- Weight: 2.62 lb
- Dimensions: 11-3/4" L x 5" W x 5-1/8" H

BLPPTHDR Magnetic Roll Towel Holder (Blue-Point®)

- Ideal for use on side of toolbox or service cart
- Holds roll of shop towels (set of two holders)
- Powerful cushioned magnet resists surface scratching
- Heavy-gauge 0.80 mm black powder-coated steel construction
- Weight: 1.38 lb
- Each piece measures 5-1/8" L x 4" W x 3-1/4" H



KRDDMAG130

Flexible Magnetic Strip

KRDDMAG130 Flexible Magnetic Strip

- Magnetic adhesive-backed strip allows easy drawer divider attachment
- 1" W x 30' L

Magnetic Tool Silhouettes

KRSA30 Magnetic Tool Silhouettes

- (30) 1 x 1-1/2" magnetic tool silhouettes
- Apply anywhere on tool storage unit to visually aid in tool organization
- Magnetic; leave no sticky adhesive



KRSA30

Plastic Drawer Dividers

KRA17B Drawer Divider

- Partition drawers by cutting divider to desired length
- Attach to drawer with foam backing
- 24" long
- Two per package

KRA27B Drawer Divider

- Same as KRA17B
- 31" long
- Two per package



KADDS3024



KADDS2404

Steel Drawer Dividers

- Made from galvanized steel
- Simply place the side edges and front/back edges around the perimeter of the drawer, and then locate middle dividers and divider tabs wherever they are needed (in 3, 5, 7, 10 and 15" width increments)

KADDS2402 2" Drawer Divider Kit

- Tool storage divider set for common 2" wide drawer/24" deep units for the Masters and Classic Series

KADDS2404 4" Drawer Divider Kit

- Tool storage dividers for the wide drawer common on 24" deep units

KADDS2902 Steel Drawer Divider Set

- Use on Masters Series, 2" high, 31" wide drawers—common on 29" deep units

KADDS2904 Steel Drawer Divider Set

- Perimeter rails with adjustable slots fit around the inside wall of the drawer
- Width and length of spaces offer a wide range of adjustment with a variety of divider widths
- Made from galvanized steel
- Use on Masters Series 4" high wide drawers (29" roll cab depth)
- Includes (4) perimeter rails, (3) front-to-back rails and (8) individual dividers

KADDS3022 Steel Drawer Divider Set

- Use on 20" wide, 2" high EPIQ Series drawers
- Set includes (4) perimeter rails, (2) front-to-back rails and (6) individual dividers

KADDS3024 Steel Drawer Divider Set

- Use on 20" wide, 4" high EPIQ Series drawers
- Set includes (4) perimeter rails, (2) front-to-back rails and (6) individual dividers

KADDS3032 Steel Drawer Divider Set

- Use on 30" wide, 2" high EPIQ drawers
- Set includes (4) perimeter rails, (3) front-to-back rails and (8) individual dividers

KADDS3034 Steel Drawer Divider Set

- Use on 30" wide, 4" high EPIQ Series drawers
- Set includes (4) perimeter rails, (2) front-to-back rails and (8) individual dividers

KADDS3822 Steel Drawer Divider Set

- Use on 38" wide, 2" high EPIQ Series drawers
- Set includes (4) perimeter rails, (2) front-to-back rails and (6) individual dividers

KADDS3844 Steel Drawer Divider Set

- Use on 38" wide, 4" high EPIQ Series drawers
- Set includes (4) perimeter rails, (2) front-to-back rails and (6) individual dividers

KADDSN2402 Steel Drawer Divider Set

- Use on Masters or Classic Series, 2" high narrow drawers (24" roll cab depth)
- Set includes (4) perimeter rails, (2) front-to-back rails and (9) individual dividers

KADDSN2404 Steel Drawer Divider Set

- Use on Masters or Classic Series, 4" high narrow drawers (24" roll cab depth)
- Set includes (4) perimeter rails, (2) front-to-back rails and (9) individual dividers

KADDSN2902 Steel Drawer Divider Set

- Use on Masters Series, 2" high narrow drawers (29" roll cab depth)
- Set includes (4) perimeter rails, (2) front-to-back rails and (9) individual dividers

KADDSN2904 Steel Drawer Divider Set

- Use on Masters Series, 4" high narrow drawers (29" roll cab depth)
- Set includes (4) perimeter rails, (2) front-to-back rails and (9) individual dividers



• Images may be shown without actual warning labels
• Read safety precautions on pages W1 to W4

DRAWER ORGANIZATION



K2508L1PBN



K2508L2PBN

Colors Available

			
Gloss Black	Red	Royal Blue	Arctic Silver
PB	PBN	PCN	ZBB

ADD SUFFIX TO STOCK NUMBER FOR SPECIAL COLORS

Speedrawer Steel Drawer Dividers

- Add divider kit to drawer to create a Speedrawer
- Color-matched dividers to organize parts and a shop's common-use tools

Stock No.	Description	Product Name
KSD Series Speedrawer Kit		
K5502L1PBN	3 x 4 2" Drawer Divider	KSD Series Speedrawer Kit
K5502L2PBN	4 x 8 2" Drawer Divider	KSD Series Speedrawer Kit
K5504L1PBN	3 x 4 4" Drawer Divider	KSD Series Speedrawer Kit
K5504L2PBN	4 x 8 4" Drawer Divider	KSD Series Speedrawer Kit
K5506L1PBN	3 x 4 6" Drawer Divider	KSD Series Speedrawer Kit
K5508L1PBN	3 x 4 8" Drawer Divider	KSD Series Speedrawer Kit
K5512L1PBN	2 x 4 12" Drawer Divider	KSD Series Speedrawer Kit
KSE Series Speedrawer Kit		
K4002L1PBN	3 x 3 2" Drawer Divider	KSE Series Speedrawer Kit
K4002L2PBN	4 x 5 2" Drawer Divider	KSE Series Speedrawer Kit
K4004L1PBN	3 x 3 4" Drawer Divider	KSE Series Speedrawer Kit
K4004L2PBN	4 x 5 4" Drawer Divider	KSE Series Speedrawer Kit
K4006L1PBN	3 x 3 6" Drawer Divider	KSE Series Speedrawer Kit
K4008L1PBN	3 x 3 8" Drawer Divider	KSE Series Speedrawer Kit
K4010L1PBN	3 x 3 10" Drawer Divider	KSE Series Speedrawer Kit
K4012L1PBN	3 x 3 12" Drawer Divider	KSE Series Speedrawer Kit
KSN Series Speedrawer Kit		
K1802L1PBN	3 x 3 2" Drawer Divider	KSN Series Speedrawer Kit
K1802L2PBN	4 x 4 2" Drawer Divider	KSN Series Speedrawer Kit
K1804L1PBN	3 x 3 4" Drawer Divider	KSN Series Speedrawer Kit
K1804L2PBN	4 x 4 4" Drawer Divider	KSN Series Speedrawer Kit
K1806L1PBN	2 x 2 6" Drawer Divider	KSN Series Speedrawer Kit
K1808L1PBN	2 x 2 8" Drawer Divider	KSN Series Speedrawer Kit
K1808L2PBN	3 x 3 8" Drawer Divider	KSN Series Speedrawer Kit
K1810L1PBN	2 x 2 10" Drawer Divider	KSN Series Speedrawer Kit
K1812L1PBN	2 x 2 12" Drawer Divider	KSN Series Speedrawer Kit
KSP Series Speedrawer Kit		
K3102L1PBN	3 x 3 2" Drawer Divider	KSP Series Speedrawer Kit
K3102L2PBN	4 x 4 2" Drawer Divider	KSP Series Speedrawer Kit
K3102L3PBN	5 x 5 2" Drawer Divider	KSP Series Speedrawer Kit
K3104L1PBN	3 x 3 4" Drawer Divider	KSP Series Speedrawer Kit
K3104L2PBN	4 x 4 4" Drawer Divider	KSP Series Speedrawer Kit
K3104L3PBN	5 x 5 4" Drawer Divider	KSP Series Speedrawer Kit
K3106L1PBN	2 x 2 6" Drawer Divider	KSP Series Speedrawer Kit
K3106L2PBN	3 x 3 6" Drawer Divider	KSP Series Speedrawer Kit
K3108L1PBN	2 x 2 8" Drawer Divider	KSP Series Speedrawer Kit
K3108L2PBN	3 x 3 8" Drawer Divider	KSP Series Speedrawer Kit
K3112L1PBN	2 x 2 12" Drawer Divider	KSP Series Speedrawer Kit
KSS Series Speedrawer Kit		
K2502L1PBN	3 x 3 2" Drawer Divider	KSS Series Speedrawer Kit
K2502L2PBN	4 x 4 2" Drawer Divider	KSS Series Speedrawer Kit
K2502L3PBN	5 x 5 2" Drawer Divider	KSS Series Speedrawer Kit
K2504L1PBN	3 x 3 4" Drawer Divider	KSS Series Speedrawer Kit
K2504L2PBN	4 x 4 4" Drawer Divider	KSS Series Speedrawer Kit
K2504L3PBN	5 x 5 4" Drawer Divider	KSS Series Speedrawer Kit
K2506L1PBN	2 x 2 6" Drawer Divider	KSS Series Speedrawer Kit
K2506L2PBN	3 x 3 6" Drawer Divider	KSS Series Speedrawer Kit
K2508L1PBN	2 x 2 8" Drawer Divider	KSS Series Speedrawer Kit
K2508L2PBN	3 x 3 8" Drawer Divider	KSS Series Speedrawer Kit

Color "S" Logo Floor Mats

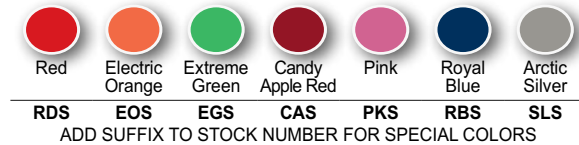
- "S" logo graphics on the floor mat are color coded to match the color of the tool box
- Anti-fatigue cushioned floor mat—54" L x 36" W
- Floor mat eases lower back stress and leg and foot discomfort from prolonged standing on hard surfaces
- Floor mat resists most shop chemicals and provides a sure footing surface

Stock No.	Size, inches	Color
JKAFM3654RDS	54 x 36	Red



JKAFM3654RDS

Colors Available



Cushioned Floor Mats

- Exceptional anti-fatigue properties
- Ease lower back stress and leg and foot discomforts from prolonged standing on hard surfaces
- Underpadding hugs the smoothest floor surfaces to prevent mat slippage
- Skid-resistant diamond-plate mat surface provides sure footing
- Mat resists most shop chemicals
- Graphics are inlaid PVC for greater wear resistance

Stock No.	Color	Size, inches
JKAFM2436BK	Black	24 x 36
JKAFM2436BR	Black/Red	24 x 36
JKAFM2448BK	Black	24 x 48
JKAFM2448BR	Black/Red	24 x 48
JKAFM2460BK	Black	24 x 60
JKAFM2460BR	Black/Red	24 x 60
JKAFM2472BK	Black	24 x 72
JKAFM2472BR	Black/Red	24 x 72
JKAFM3636BK	Black	36 x 36
JKAFM3636BR	Black/Red	36 x 36
JKAFM3648BK	Black	36 x 48
JKAFM3648BR	Black/Red	36 x 48

Stock No.	Color	Size, inches
JKAFM3660BK	Black	36 x 60
JKAFM3672BK	Black	36 x 72
JKAFM3672BR	Black/Red	36 x 72
JKAFM3676BK	Black	36 x 76
JKAFM3676BR	Black/Red	36 x 76
JKAFM3684BK	Black	36 x 84
JKAFM3684BR	Black/Red	36 x 84
JKAFM3660BR	Black/Red	36 x 60
JKAFM2436GY	Grey/Black	24 x 36
JKAFM2448GY	Grey/Black	24 x 48
JKAFM2460GY	Grey/Black	24 x 60
JKAFM2472GY	Grey/Black	24 x 72



JKAFM2436BK



JKAFM2448BR



JKAFM2460GY

Dense Cushioned Floor Mats

- Dense 3/4" engineered polyurethane for knee and back support

Stock No.	Color	Size, inches
KAFM32	Black with Red Logo	36 x 24
KAFM52	Black with Red Logo	60 x 24
KAFM53	Black with Red Logo	60 x 36



KAFM32

LOCKER TOPPERS: CLASSIC AND MASTERS SERIES

KA71273 Series Locker Toppers

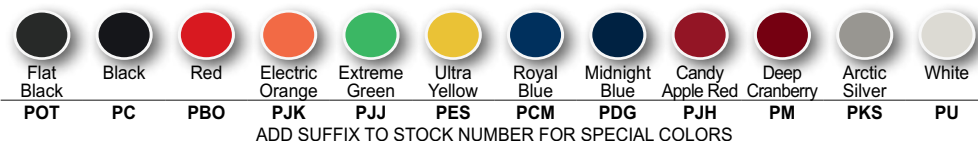
- Rubber mat and hardware included
- Use on KRL712 Master Series Lockers

Stock No.	Color
KA71273PBO	Red



KA2473PBO

Colors Available



• Read safety precautions on pages W1 to W4

MISCELLANEOUS ACCESSORIES



SS2201A



SS2753A



SS2232A



SS2937A



SS2440B



SS3265A



SS2442B



SS3266A

Logo and Racing Decals

(Background is not a part of decal.) Logo and racing decals show customers that you use the best while supporting Snap-on® Racing™ programs.

Stock No.	Color	Suggested Tool Storage Unit Color	Size, inches
SS2201A	White	Red	13 x 8-1/2
SS2231A	Silver	Black	23 x 4
SS2232A	Black	Red	24 x 4
SS2240A	Black	Red	13 x 8-1/2
SS2241A	Silver	Black	13 x 8-1/2
SS2440B	White/Black	Black	17 x 6
SS2441B	White/Red	Red/Green	17 x 6
SS2442B	White/Blue	Blue	17 x 6
SS2443B	Black	Yellow/Orange	17 x 6
SS2751A	White	Black	43 x 8
SS2752A	Black	Red	43 x 8
SS2753A	Silver	Black	43 x 8
SS2808A	Red	Black	23 x 4
SS2809A	Red	Black	43 x 8
SS2810A	Red	Black	13 x 8-1/2
SS2935A	White	Black	23 x 15
SS2936A	Silver	Black	23 x 15
SS2937A	Black	Red	23 x 15
SS2938A	Red	Black	23 x 15
SS3262A	White	Black	36 x 12
SS3265A	Black	Red	36 x 12
SS3266A	White	Black	23 x 4



8-27336A

Locking Bars

Serve as a secondary locking system when ultimate protection is called for. Padlock must be purchased separately. Hardware included.

KRABL2 Lock Bar

- 32" long
- For use on all KRA Series Roll Cabs except KRA2400 Series

8-27336A Lock Bar

- Fits all Heritage and Blue-Point® hinged manual lock bars
- Secondary lock system uses padlock for extra security (not included)

8-26836A Lock Bar

- Hinged secondary lock bar fits side of low-profile KRL Roll Cabs such as KRL756 Series (similar to 8-27336A)



ML1A



ML1504DA

Padlocks

Master Lock® padlocks. Brass cylinders, nickel/silver pin tumblers and brass locking levers for maximum locking protection.

ML1A Padlock

- 1-3/4" steel case, 5/16" dia

ML3A Padlock

- 1-1/2" steel case, 9/32" dia

ML7A Padlock

- 1-1/4" steel case, 3/16" dia

ML1504DA Combination Padlock

- Case-hardened 9/32" steel shackle offers protection against cutting and sawing
- Secure three-digit combination
- Automatic locking lever



KAFM22RD



MAT13PK



MAT38PK

Kneeling Mats

KAFM22RD Extra-Dense Personal Floor Mat

- Standing or kneeling on the 1 pc molded, dense 3/4" engineered polyurethane material feels like floating and reduces fatigue in back, knees and feet
- Superior all-day comfort when standing or kneeling
- Store and carry with integrated handle
- Slip-resistant top surface and non-skid bottom
- Abrasion-resistant black surface with red Snap-on® logo retains appearance
- Material resists absorption of water and oils; can be spray washed with water
- 22 x 18"

MAT19PK 5-Pack Kneeling Mats

- Kneeling mat is constructed from three layers of high-density foam for comfort
- Black with Snap-on® logo
- Handle for ease of carrying
- Only available in a package of five

MAT13PK 5-Pack Kneeling Mats

- Cushioned floor mat can help reduce fatigue, protect clothing and increase comfort
- Multi-layered closed-foam construction is durable and tear resistant
- Resistant to most shop chemicals
- Measures 8-1/2 x 13 x 1-1/8" thick
- Only available in a package of five

MAT38PK 5-Pack Kneeling Mats

- Cushioned creeper mat can be used on a creeper or on the floor
- Multi-layered foam construction is durable and tear resistant
- Resistant to most shop chemicals
- Measures 15-3/4 x 38-1/2 x 1-1/8" thick
- Only available in a package of five

Accessory Box

KRA444A Accessory Box

- Lockable box mounts inside roll cab or tool chest for protection of valuables
- 8-1/4 x 4-3/4 x 1-1/4"
- Requires 2" minimum drawer depth

KRA444APV Accessory Box

- Same as KRA444A with black textured finish

KRA444APC Accessory Box Gloss Black

KRA444APCM Accessory Box Royal Blue



KRA444A



KRF6AR



GA155A

Floor Lock Kit

KRF6AR Adjustable Floor Lock Kit

- For KRL Masters series
- 29" deep, 54" wide and larger

Keychain

GA155A Keychain (Blue-Point®)

- Spring retractable, 24" chain
- Clips onto belt or pocket

Step Stools

KASS13 Step Stool/Seat

- Versatile step stool, seat and storage unit all in one
- Holds up to 305 lb and has non-skid rubber grommets for stability
- Large interior storage capacity with built-in tote tray
- Has a handle for mobility that folds flat when used as a stool
- 13" H x 22" W x 15" D



KASS13

Cleaning Supplies

KACKCLEANER Cleaner/Degreaser

- Safely removes grease, dirt, oil, fingerprints and more
- 16 oz

KACKFLTCLNR Matte and Flat Finish Cleaner/Degreaser

- Safely removes grease, dirt, oil, fingerprints and more
- Cleans without adding a shine to a flat/matte surface
- 16 oz

KACKSPDWAXX Speed Wax

- Brings back the shine, resists water spots, dust, fingerprints and grease
- 16 oz

KACKMCFIBER1 Microfiber Cloth

- Microfiber cloth is machine-washable, lint-free and can be used wet or dry
- 16 x 16"

KACKMCFIBER4 4-Pack Microfiber Cloth

- Microfiber cloth is machine-washable, lint-free and can be used wet or dry
- Each cloth is 16 x 16"

KACKCAREKIT

4 pc Premium Care Kit

- Safely remove grease, dirt, oil, fingerprints and more with the Cleaner/Degreaser
- Bring back the shine and resist water spots, dust, fingerprints and grease with the Speed Wax
- Safely clean, polish and protect stainless steel and anodized aluminum with the Liquid Polish
- Microfiber cloth is machine-washable, lint-free and can be used wet or dry
- Kit includes (1) 1.7 oz bottle of Spray Cleaner, (1) 1.7 oz bottle of Liquid Polish, (1) 3.4 oz bottle of Speed Wax and (1) 16 x 16" microfiber cloth



KACKCLEANER



KACKCAREKIT



• Images may be shown without actual warning labels
• Read safety precautions on pages W1 to W4

TOOL STORAGE MAINTENANCE



K1HLA ‡ Heavy-Duty Brass Lock

- One lock assembly with (2) keys

K2HLA ‡ Heavy-Duty Brass Lock

- Two keyed-alike lock assemblies with (2) keys

K3HLA ‡ Heavy-Duty Brass Lock

- Three keyed-alike lock assemblies with (3) keys

K4HLA ‡ Heavy-Duty Brass Lock

- Four keyed-alike lock assemblies with (4) keys



K1LA Tubular Lock Assembly

- One lock assembly with (2) keys

K2LA Tubular Lock Assembly

- Two keyed-alike lock assemblies with (2) keys

K3LA Tubular Lock Assembly

- Three keyed-alike lock assemblies with (3) keys

K4LA Tubular Lock Assembly

- Four keyed-alike lock assemblies with (4) keys

Heavy-Duty Brass Locks

- Can be used to replace all Snap-on® round key (K-Series) locks
- Replace standard locks subject to abnormal usage, exposure to shop fluids, or extreme temperature and humidity fluctuations
- Ideal for multi-shift/user situations
- Hard brass cylinder plug for a longer life cycle
- Highly finished brass cylinder plug for smoother operation
- More secure retention in the tool storage unit
- Tested to operate smoothly over 25,000 cycles
- 200 different cylinder plugs available as replacement items

K5HLA ‡ Heavy-Duty Brass Lock

- Five keyed-alike lock assemblies with (5) keys

K6HLA ‡ Heavy-Duty Brass Lock

- Six keyed-alike lock assemblies with (6) keys

K7HLA ‡ Heavy-Duty Brass Lock

- Seven keyed-alike lock assemblies with (7) keys

Lock Assemblies

- Key alike any number of Snap-on® tool storage units
- Older units can be converted to this new style lock
- Each lock has an individual combination
- Lock kits include mounting nut and lock washer

K5LA Tubular Lock Assembly

- Five keyed-alike lock assemblies with (5) keys

K6LA Tubular Lock Assembly

- Six keyed-alike lock assemblies with (6) keys

K7LA Tubular Lock Assembly

- Seven keyed-alike lock assemblies with (7) keys



REP12A



PN1286308



PN286308

Touch-up Paint

Color	1/2 oz. Bottle Stock No.	12 oz. Spray Can Stock No.	PPG Powder Number	PPG Ditzler Wet Spray Number
Red	PN2-83408	REP12A	AR320 Resin	73504
Gloss Black	PN2-84208	PN12-84208	PCU-90200	9895 (9300)
Black (Textured)	PN12-84908	—	PCU-90106	9817
Royal Blue	PN286308	PN1286308	PCU-50134	19026
Deep Cranberry	PN2-84508	PN12-84508	PCU-60139	51797
Ultra Yellow	PN2-87808	PN12-87808	PCU-30115	84199
Green Mica	PN286708	PN1286708	PCU-43100	47767
Purple	PN2-87408	PN12-87408	PCU-60122	52560
Candy Apple Red	PN2-809508A	PN12-809508A	PCU-60137	902979
Electric Orange	PN2-809908A	PN12-809908A	PCU-30132	906121
Arctic Silver	PN2-810208A	PN12-810208A	PCU-73120	910517
Extreme Green	PN2-809808A	PN12-809808A	PCU-40134	906120
Tractor Green	PN2-85308	PN12-85308	PCU-40400	47403
White	PN285208	PN1285208	PCU-80103	91207
Midnight Blue	PN2-87308	PN12-87308	PCU-50117	191009
Flat Black	PN2-811308A	PN12-811308A	PCUP-90105	—
Clear	PN2-CLEAR	PN12-CLEAR	—	—
Storm Gray	PN2-812208	PN12-812208A	—	931377
Teal	PN2-84308	PN12-84308	PCU-50100	47333
Combat Green	PN2-813108A	PN12-813108A	—	—
Combat Tan	PN2-813208	PN12-813208A	—	—
Supersonic Blue	PN2-813408A	PN12-813408A	—	952519

HAND TOOLS

OVERVIEW	124
1/4" DRIVE	126
3/8" DRIVE	165
1/2" DRIVE	219
3/4" DRIVE	251
1" 1-1/2" 2-1/2" DRIVE	261
WRENCHES	273
TORQUE	325
SCREWDRIVERS	355
PLIERS	389
PUNCHES, CHISELS, HAMMERS	409
GENERAL HAND TOOLS	419
SET BUILDING	501

A CENTURY AFTER REVOLUTIONIZING HAND TOOLS, THE INNOVATION CONTINUES.

Since introducing the first “5 do the work of 50” socket system in 1920, Snap-on® has ushered in one groundbreaking hand tool innovation after another. While we continue to use the best raw materials and manufacturing processes, we’re also continually improving the features and performance of our tools. For instance, on the heels of our industry-leading Flank Drive® sockets, we created our FDX® sockets that deliver even more strength and turning power. Because we know our reputation is only as good as the next Snap-on® tool you purchase.



FLANK DRIVE® WRENCHING SYSTEM This proprietary system contacts the fastener flats, adding up to 20% more torque, while simultaneously preventing any rounding of the fasteners.



FLANK DRIVE® PLUS By providing more flat-to-flat contact with fasteners, this feature delivers far more turning power than standard open and box-end wrenches.



FLANK DRIVE® XTRA SOCKETS Our revolutionary FDX sockets deliver up to 25% more strength and 50% more turning power on damaged fasteners than Flank Drive® sockets, with a grippable outer wall for easier removal.



DUAL 80® TECHNOLOGY Another exclusive Snap-on® advantage, this technology features dual pawls and up to an 80-tooth gear for a smaller ratcheting arc and greater power in less lateral space.



VECTOREDGE CUTTERS & TALON GRIP™ PLIERS Our cutters and pliers deliver cleaner cuts and more pulling power, as well as greater comfort and leverage.



TECHANGLE® TORQUE WRENCH Featuring advanced technology, our TechAngle® wrench is the most accurate way to achieve torque and angle-tightening sequences.



STRONG AND ENDURING Forged from special steel containing a higher alloy content than other tool makers use, our hand tools perform better and last longer.



PRECISE FIT Exacting manufacturing tolerances ensure a tighter fit to fasteners and lessen the chance of slippage or damage.



ACCESSIBILITY Snap-on continues to lead the way in designing tools that help you reach the increasingly challenging tight spots of today’s vehicles.



BREADTH OF LINE As this catalog demonstrates, if there’s a need for it, we manufacture it. No one matches our depth and range of hand tools.



1/4" DRIVE TOOLS

THE SMALLEST DETAILS CAN MAKE THE BIGGEST DIFFERENCE WHEN YOU'RE WORKING IN CHALLENGING SPACES. THAT'S WHY OUR 1/4" DRIVE TOOLS ARE ENGINEERED TO HELP YOU ACCESS TIGHT SPOTS OTHER TOOLS CAN'T. AFTER ALL, YOU CAN ONLY FIX WHAT YOU CAN GET TO.

A LOW-PROFILE DESIGN THAT INCORPORATES HIGH-PROFILE FEATURES.

Our 1/4" ratchets, sockets and extensions (like our exclusive Wobble Plus extensions that provide 16° of additional accessibility) not only let you reach the tight spaces, they help you finish the job. Our Dual 80° Technology ratchets and Flank Drive® sockets offer advantages like a smaller ratcheting arc and up to 20% more torque, while preventing the rounding of fasteners. And while they're designed for all fasteners, our FDX® sockets also provide 50% more turning power on damaged ones.



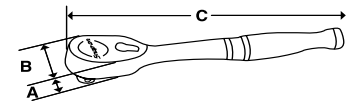


Dual 80® Technology Ratchets

Stop, turn and listen. A smoother, stronger ratchet. Try them to believe them.

Dual 80® Technology Ratchets feature:

- 72-tooth gear
- Six teeth in contact with gear to provide strength and durability
- Up to 25% less ratcheting arc to engage the next gear tooth
- Sealed head keeps dirt and other contaminants out of the head mechanism



Stock No.	Description	Gear Teeth	Swing Arc	A	B	C	Repair Kit	Replacement Cover Plate	Joint Repair Kit	Replacement Grip	Locking Mechanism Repair Kit
T72	Standard Handle	72	5	7/16	15/16	4-7/16	RKRT72A	T72-2	—	—	—
TL72	Long Handle	72	5	7/16	15/16	6-1/2	RKRT72A	T72-2	—	—	—
TLL72	Extra-Long Handle	72	5	7/16	15/16	9	RKRT72A	T72-2	—	—	—
THL72	Long Soft Grip Handle	72	5	7/16	15/16	6-7/8	RKRT72A	T72-2	—	TH936-12	—
THLL72	Extra-Long Soft Grip Handle	72	5	7/16	15/16	9-3/4	RKRT72A	T72-2	—	TH936-12	—
TF72	Standard Handle Flex Head	72	5	7/16	15/16	6-1/4	RKRT72A	T72-2	RKRT841JT	—	—
TLLF72	Extra-Long Handle Flex Head	72	5	7/16	15/16	10-1/2	RKRTLLF72A	TLLF72-2	RKRT841JT	—	—
TSLF72	Speeder Handle Flex Head	72	5	3/8	4	1-1/2	RKRTLLF72A	T72-2	RKRT841JT	—	—
THLF72	Long Soft Grip Handle Flex Head	72	5	7/16	15/16	8-1/4	RKRT72A	T72-2	RKRT841JT	TH936-12	—
THLLF72	Extra-Long Soft Grip Handle Flex Head	72	5	7/16	15/16	12-13/32	RKRTLLF72A	TLLF72-2	RKRT841JT	TH936-12	—
TX72	Standard Handle Locking Flex Head	72	5	7/16	15/16	6-1/4	RKRT72A	T72-2	RKRT841JT	—	RKRT841LM
THLX72	Long Soft Grip Handle Locking Flex Head	72	5	7/16	15/16	8-1/4	RKRT72A	T72-2	RKRT841JT	TH936-12	RKRT841LM
GT72	Standard Handle Industrial	72	5	7/16	15/16	4-7/16	RKRT72A	T72-2	—	—	—
TM72	Standard Handle Bit Driver	72	5	7/16	15/16	4-7/16	RKRTM72A	—	—	—	—
TXM72	Standard Handle Locking Flex Bit Driver	72	5	7/16	15/16	6-1/4	RKRTM72A	—	—	—	—

ASME®/ANSI® B107.10
TH936-12 Soft Grip Replacement Handle

Colors Available



ADD SUFFIX TO STOCK NUMBER FOR SPECIAL COLORS



- Do not use "cheater bars" on handles
- Read safety precautions on pages W1 to W4

RATCHETS



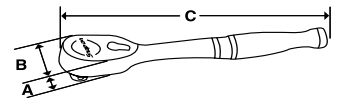
TR72



TRLL72



THR72



TRF72



THRLF72



TRX72



THRLX72



Quick-Release Ratchets

- Quick-release button for rapid socket/accessory changes, even with greasy or oily hands
- Contoured handle for comfort and control
- Chrome finish for easy cleanup



THRLLF72

Colors Available



ADD SUFFIX TO STOCK NUMBER FOR SPECIAL COLORS

Stock No.	Description	Gear Teeth	Swing Arc	A	B	C	Repair Kit	Replacement Cover Plate	Joint Repair Kit	Replacement Grip	Locking Mechanism Repair Kit
TR72	Standard Quick-Release Handle	72	5	7/16	15/16	4-7/16	RKRTR72A	T72-2	—	—	—
TRLL72	Extra-Long Handle Quick-Release	72	5	7/16	15/16	9	RKRTR72A	T72-2	—	—	—
THR72*†	Standard Soft Grip Quick-Release	72	5	7/16	15/16	6-7/8	RKRTR72A	T72-2	—	TH936-12	—
TRF72	Standard Handle Quick-Release Flex Head	72	5	7/16	15/16	6-1/4	RKRTR72A	T72-2	RKRT841JT	—	—
THRLF72*†	Long Handle Quick-Release Flex Head	72	5	7/16	15/16	8-1/4	RKRTR72A	T72-2	RKRT841JT	TH936-12	—
TRX72	Standard Handle Locking Flex Head	72	5	7/16	15/16	6-1/4	RKRTR72A	T72-2	RKRT841JT	—	RKRT841LM
THRLX72*†	Long Handle Quick-Release Locking Flex Head	72	5	7/16	15/16	6-7/8	RKRTR72A	T72-2	RKRT841JT	TH936-12	RKRT841LM
THRLLF72†	Extra-Long Soft Grip Handle Quick-Release Flex Head	72	5	7/16	15/16	12-13/32	RKRTRLLF72A	TLLF72-2	RKRT841JT	TH936-12	—

ASME®/ANSI® B107.10

†TH936-12 Soft Grip Replacement Handle



TS72



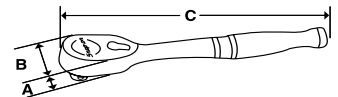
TKN72



TN72



TNF72



THNF72



TNFM72



THNFM72



TZERO

Colors Available



ADD SUFFIX TO STOCK NUMBER FOR SPECIAL COLORS

Round Head Ratchets

- Compact round head provides better access into tight quarters
- 72-tooth gear for 5° of swing arc means shorter movement between tooth engagement

Stock No.	Description	Gear Teeth	Swing Arc	A	B	C	Repair Kit	Replacement Grip
TS72	Fingertip Round Head	72	5	7/16	1-1/4	1-1/4	RKRTHNF72	—
TKN72	Stubby Handle Round Head	72	5	7/16	1-1/4	3-1/4	RKRTHNF72	—
TN72	Standard Handle Round Head	72	5	7/16	1-1/4	4-1/2	RKRTHNF72	—
TNF72	Standard Handle Round Swivel Head	72	5	7/16	1-1/4	5-7/16	RKRTHNF72	—
THNF72*†	Soft Grip Round Swivel Head	72	5	7/16	1-1/4	6-7/8	RKRTHNF72	TH936-12
TNFM72	Standard Handle Round Swivel Bit	72	5	7/16	1-1/4	5-7/16	RKRTNFM72	—
THNFM72†	Soft Grip Round Swivel Bit Ratchet	72	5	7/16	1-1/4	6-7/8	RKRTNFM72	TH936-12
TZERO	1/4" Drive Standard Gearless Round Head Ratchet	0	—	7/16	1-1/4	4-1/2	RKRTZERO	—

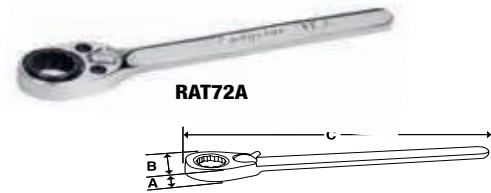
ASME®/ANSI® B107.10

†Uses TH936-12 Soft Grip Replacement Handle



Low-Profile Ratchets (11 mm Internal Hex Drive)

- Square drive design works with low-profile sockets to access restricted clearance areas without loss of strength
- Thin handle cross section allows for increased accessibility in tight quarters
- Dual 80® Technology requires less arc to engage the next gear tooth
- Six teeth in contact with gear to provide strength and durability



Stock No.	Description	Gear Teeth	Swing Arc	A	B	C
RAT72A	11 mm Internal Hex Low-Profile	72	5	3/8	15/16	4-7/8



GT72FOD



GTL72FOD



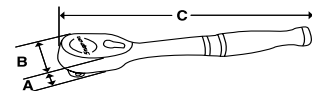
T72FOD



TL72FOD

Foreign Object Damage (FOD) Ratchet (1/4")

- Designed to help prevent foreign object damage in sensitive work environments
- Cover plate and reverse lever permanently affixed to ratchet head with rivets to prevent chance of small parts debris



Stock No.	Description	Gear Teeth	Swing Arc	A	B	C
GT72FOD	Industrial Handle Foreign Object Damage	72	5	7/16	15/16	4-11/16
GTL72FOD	Long Industrial Handle Foreign Object Damage	72	5	7/16	15/16	6-1/2
T72FOD	Standard Handle Foreign Object Damage	72	5	7/16	15/16	4-11/16
TL72FOD	Long Handle Foreign Object Damage	72	5	7/16	15/16	6-1/2

ASME®/ANSI® B107.10

Special Application Ratchets

Snap-on® ratchets are put through rigorous testing to perform in the real world and provide trouble-free performance that stands the test of time. Snap-on® ratchets are designed to have the lowest profile and work with the shortest swing arc, providing better access to restricted areas.

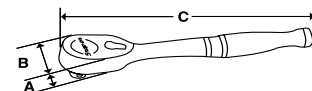
- Dual 80® Ratchet Technology features dual pawls and a 72 tooth gear providing for more power in less lateral space
- Six teeth in full contact with gear to provide strength and durability
- A mere 5° ratcheting arc
- Sealed head keeps dirt and other contaminants out of the head mechanism
- For use with standard or Hi-Lok® sockets



TFY72



TY72



Stock No.	Description	Gear Teeth	Swing Arc	A	B	C
TFY72	Standard Handle Hi-Lok® Flex Head	72	5	7/16	15/16	6-1/4
TY72	Standard Handle Hi-Lok®	72	5	7/16	15/16	4-5/8

ASME®/ANSI® B107.10



TMS70A

Ratchet Spinners (1/4")

Stock No.	Description	A	B
TMS70A	Spinner	1	7/8

ASME®/ANSI® B107.10



TM77

Ratchet Adaptor, Chrome (1/4")

Stock No.	Description	Gear Teeth	Swing Arc	A	B
TM77	20-Tooth Adaptor	20	18	15/16	1-5/8

ASME®/ANSI® B107.10

BREAKER BARS



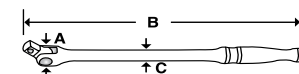
TM10G



THBB10



TM9G



Breaker Bars, Chrome (1/4")

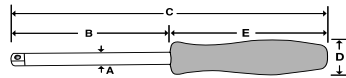
Stock No.	Description	A	B	C	Repair Kit
TM10G	1/4" Drive 6"	5/8	6	5/16	RKBB1
THBB10	1/4" Drive 6-1/2" Soft Grip Handle	5/8	6-1/2	5/16	RKBB1
TM9G	1/4" Drive 9"	5/8	9	5/16	RKBB1

ASME®/ANSI® B107.10



- Do not use "cheater bars" on handles
- Do not use chrome or industrial finish hand tools with impact drivers
- Read safety precautions on pages W1 to W4

DRIVE HANDLES



SGT4BR

SGTL4BR

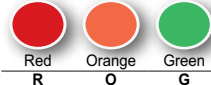
Handled Drivers/Instinct® Handle

- Provides maximum turning power and increased comfort
- Six specially designed curves and flutes provide fingertip control and aid in spinning
- Nickel-chrome plating helps protect against corrosion and makes cleaning easy

Stock No.	A	B	C
SGT4BR*	5/16	2	6-13/16
SGTL4BR	5/16	3-1/4	8-1/8

SGTL4BR features a locking pin for better socket retention.

Colors Available



* ADD SUFFIX TO STOCK NUMBER FOR SPECIAL COLORS



TM40ASA



TM9CSA


TM4CSA

Handled Drivers / Square Drive Handle

- Internal square drive in handle allows use with various handles

Stock No.	A	B	C
TM9CSA	5/16	6-3/8	10
TM4CSA*	5/16	2-3/8	6

Colors Available



* ADD SUFFIX TO STOCK NUMBER FOR SPECIAL COLORS

Handled Driver/Stubby

Stock No.	C	E
TM40ASA	2-1/8	1-3/4



TMR4

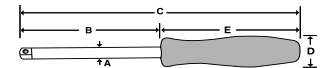


TMRT8


Ratcheting Drivers

- Use with any 1/4" drive socket to create a ratcheting nut driver
- 3-position ratchet mechanism works in forward, reverse or lock out the ratcheting action completely

Stock No.	A	B	C	E
TMR4*	5/16	3-7/8	8-31/32	5-3/32
TMRT8	5/16	8	10	2



Colors Available



* ADD SUFFIX TO STOCK NUMBER FOR SPECIAL COLORS



TM62B

TM63A



TM615



TM615

Flexible Drivers

- For low-torque applications
- Flexible shank allows better access around obstructions

Stock No.	A	B	C
TM62B	1/4	2-7/32	6-3/4
TM63A	1/4	4-21/32	9-3/16
TM615	1/4	15	18-9/16

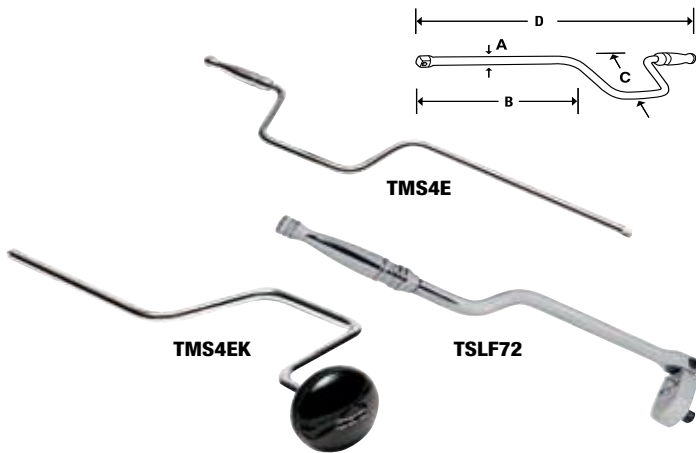
Carburetor Adjustment Tools

1/4" Drive Standard Handle Extra-Long Flexible Driver

- Designed for carburetor work; this driver can also access recessed distributors
- 1/4" drive at the end of a tough but flexible spring steel shank
- Ideal to access hard-to-reach adjusting screws
- Intended for low-torque applications

Stock No.	A	B	C
TM615	1/4	15	18-9/16

DRIVE HANDLES



Speeders, Chrome

Stock No.	A	B	C	D
TMS4E	5/16	7-1/8	3	16
TMS4EK	5/16	7-1/8	3	15-1/32
TSLF72	3/8	4	1-1/2	9-5/8

Sliding T-Handle, Chrome

- Designed for heavier applications
- For use as a T-handle or offset wrench
- Spring and friction ball holds head in position

Stock No.	A	B	C
TM5	13/16	5/16	4-1/2

ASME®/ANSI® B107.10

Knurled Extensions, Chrome

- Chamfered drive ends for easy engagement
- Small diameter shank for maximum accessibility
- Cold formed for robust performance and made from a single piece of steel
- Knurled shaft provides fingertip control
- Includes plastic storage tray

Stock No.	Industrial Stock No.†	A	B	Set Contains:	
				106BTMX	106ATMXWFR*
TMX1*	GTMX1	5/16	1-1/4	•	•
TMXK2**	GTMX2*	5/16	2	•	•
TMXK3	—	5/16	3		
TMXK4	GTMX4*	5/16	4	•	•
TMXK60**	GTMX60	5/16	6	•	•
TMXK80**	GTMXK80	5/16	8	•	•
TMXK110	GTMXK110	5/16	11	•	•
TMXK140	GTMX140	5/16	14		
TMX240*	—	3/8	24		
TMX360	—	3/8	36		

*Not knurled

**ASME®/ANSI® B107.10

†Industrial finish products not included in the set

*Includes foam organizer

Wobble Extensions, Chrome

- Provides 16° of additional accessibility
- Knurled shanks for easy fingertip turning

Stock No.	A	B	Set Contains:	
			106ATMXW	
TMXW1*	5/16	1-1/4	•	•
TMXWK2	5/16	2	•	•
TMXWK4	5/16	4	•	•
TMXWK60	5/16	6	•	•
TMXWK80	5/16	8	•	•
TMXWK110	5/16	11	•	•

*Not knurled

Set shown includes storage tray.



- Do not use "cheater bars" on handles
- Read safety precautions on pages W1 to W4

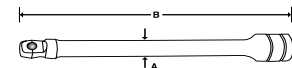
EXTENSIONS



106BTMX



TMXK80



106ATMXW

EXTENSIONS



106ATMXWP

Wobble Plus Extensions, Chrome

- Provides 16° of additional accessibility
- Useable in both wobble and rigid functionality

Set Contains:

Stock No.	A	B	106ATMXWP	106ATMXWPF†
TMXWP1*	5/16	1-1/4	•	•
TMXWP2	5/16	2	•	•
TMXWP4	5/16	4	•	•
TMXWP6	5/16	6	•	•
TMXWP8	5/16	8	•	•
TMXWP11	5/16	11	•	•

*Not knurled

Set shown includes storage tray.
†Includes foam tray



Locking Extensions, Chrome

- Quick-release sleeve releases socket quickly and easily
- Knurling at the drive end provides for easy fingertip turning

Set Contains:

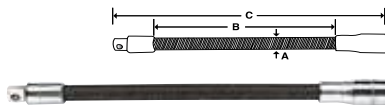
Stock No.	A	B	103TMXKLA
TMXKL2	5/16	2	
TMXKL3	5/16	3	
TMXKL60A	5/16	6	•
TMXKL110A	5/16	11	•
TMXKL114A	5/16	14	
TMXKL240A	3/8	24	•

TMXKL RK—Extension Repair Kit (for TMXKL P)
TMXKL P—Locking Pin

Set shown includes storage tray.



103TMXKLA



TM61A

Flexible Extension

Stock No.	A	B	C
TM61A	5/16	5	6

ASME®/ANSI® B107.10



TZ1

Extension Connectors, Chrome

TZ1 1/4" Drive Extension Connector

- 1/4" drive extension connector adds versatility to extensions, breaker bars, ratchets and crowfoot wrenches
- Connect one or more tools for a variety of ways to reach limited-access fasteners
- For use in marine, heavy truck, plumbing and manufacturing applications

TZ2 2 pc 1/4" Drive Extension Connector Set

- Female and male 90° connectors add versatility to extensions, breaker bars, ratchets and crowfoots when accessing hard-to-reach fasteners

SOCKET/RATCHET ACCESSORIES



TA3

1206GS

Square Drive Adaptors, Industrial (3/8")

Stock No.	Industrial Stock No.	A	B	C	D
—	GFAT1E	3/8	1/4	11/16	1-1/4
TA3	GTA3	1/4	3/8	1/2	15/16

1206GS 6 pc Combination Drive Square Drive Adaptor Set

- Includes 1/4" drive GFAT1E and TA3 adaptors, 3/8" drive A2A and GSAF1F adaptors and 1/2" drive GLA12B and GLAS1E adaptors (6 pc) in storage tray



103UFTS

Universal Joints, Chrome

TMU8B 1/4" Drive 1-1/8" Friction Ball Universal Joint

- Universal joints help increase access to hard-to-reach fastener applications
- Pins in the universal joint are laser-welded and will not walk out over time

TMUL8 Locking Collar Universal Joint

- Locking pin to ensure better socket retention

Stock No.	A	B
TMU8B	1/2	1-5/16
TMUL8	1/2	2-1/4

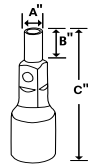
103UFTS 3 pc Combination Drive Universal Joint Set

- Includes (1) 1/4" Drive Universal Joint, (1) 3/8" Drive Universal Joint and (1) 1/2" Drive Universal Joint in storage tray

SOCKET/RATCHET ACCESSORIES



TMXM114

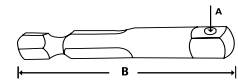


Magnetic Adaptors

Stock No.	A	B	C
TMXM17	7/32	13/32	1-21/32
TMXM114	7/32	9/32	1-17/32



GMB3041



Hex-to-Square Adaptors

Stock No.	A	B
GMB3041	Ball Detent	1
GMB3046	Ball Detent	6

Insert bit style, non-impact

FLANK DRIVE® XTRA SOCKETS

Shallow, mm, Chrome

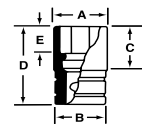


112YTMMY

Set Contains:

112YTMMY

114YTMMY



mm	6	A	B	C	D	E	6	6
4	YTMM4	7.1	12.7	13.3	22.2	4.0		•
4.5	YTMM4.5	7.9	12.7	13.3	22.2	4.0		•
5	YTMM5	7.9	12.7	13.3	22.2	4.0	•	•
5.5	YTMM5.5	8.7	12.7	13.3	22.2	4.0	•	•
6	YTMM6	9.5	12.7	13.3	22.2	5.6	•	•
7	YTMM7	11.1	12.7	13.3	22.2	5.6	•	•
8	YTMM8	11.9	12.7	13.3	22.2	6.4	•	•
9	YTMM9	12.7	12.7	13.3	22.2	7.1	•	•
10	YTMM10	14.3	14.3	12.7	22.2	7.1	•	•
11	YTMM11	15.9	15.9	12.5	22.2	8.7	•	•
12	YTMM12	16.7	16.7	12.8	22.2	8.7	•	•
13	YTMM13	18.3	18.3	12.3	22.2	8.7	•	•
14	YTMM14	19.1	19.1	13.5	23.0	10.3	•	•
15	YTMM15	20.6	20.6	13.2	23.0	8.7	•	•
16	YTMM16	21.4	21.4	14.8	25.4	9.5		



YTMM5



YTMM15

Sets shown include magnetic storage tray.

Shallow, Inches, Chrome



110YTM

Set Contains:

110YTM

113YTM

II	6	A	B	C	D	E	6	6
1/8	YTM04	1/4	1/2	1/2	7/8	1/8		•
5/32	YTM05	9/32	1/2	1/2	7/8	5/32		•
3/16	YTM6	5/16	1/2	1/2	7/8	5/32	•	•
7/32	YTM7	11/32	1/2	1/2	7/8	5/32	•	•
1/4	YTM8	3/8	1/2	1/2	7/8	7/32	•	•
9/32	YTM9	7/16	1/2	1/2	7/8	7/32	•	•
5/16	YTM10	15/32	1/2	1/2	7/8	1/4	•	•
11/32	YTM11	1/2	1/2	1/2	7/8	9/32	•	•
3/8	YTM12	9/16	9/16	1/2	7/8	9/32	•	•
7/16	YTM14	5/8	5/8	15/32	7/8	11/32	•	•
1/2	YTM16	11/16	11/16	15/32	7/8	11/32	•	•
9/16	YTM18	3/4	3/4	1/2	29/32	13/32	•	•
5/8	YTM20	27/32	27/32	17/32	1	3/8		•



YTM04



YTM6



YTM14

Sets shown include magnetic storage tray.

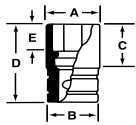


WARNING



- Do not use chrome or industrial finish hand tools with impact drivers
- Read safety precautions on pages W1 to W4

FLANK DRIVE® XTRA SOCKETS



YTMS4



YTMS15

Semi-Deep, mm, Chrome



112YTMMSY

Set Contains:

112YTMMSY

mm	6	A	B	C	D	E	6
4	YTMS4	7.1	12.7	22.9	31.8	4.0	
4.5	YTMS4.5	7.9	12.7	22.9	31.8	4.0	
5	YTMS5	7.9	12.7	22.9	31.8	4.8	•
5.5	YTMS5.5	8.7	12.7	22.9	31.8	4.8	•
6	YTMS6	9.5	12.7	22.9	31.8	5.6	•
7	YTMS7	11.1	12.7	22.9	31.8	5.6	•
8	YTMS8	11.9	12.7	22.9	31.8	6.4	•
9	YTMS9	12.7	11.9	22.9	31.8	7.1	•
10	YTMS10	14.3	13.5	18.5	31.8	7.1	•
11	YTMS11	15.9	15.1	18.3	31.8	8.7	•
12	YTMS12	16.7	15.9	18.1	31.8	8.7	•
13	YTMS13	18.3	17.5	18.1	31.8	8.7	•
14	YTMS14	19.1	18.3	17.9	31.8	9.5	•
15	YTMS15	20.6	19.8	18.1	31.8	9.5	•

Sets shown include magnetic storage tray.

Semi-Deep, Inches, Chrome



110YTMSY

Set Contains:

110YTMSY



YTMS10

TI	6	A	B	C	D	E	6
1/8	YTMS04	1/4	1/2	7/8	1-1/4	5/32	
5/32	YTMS05	9/32	1/2	7/8	1-1/4	5/32	
3/16	YTMS6	5/16	1/2	7/8	1-1/4	3/16	•
7/32	YTMS7	11/32	1/2	7/8	1-1/4	3/16	•
1/4	YTMS8	3/8	1/2	7/8	1-1/4	3/16	•
9/32	YTMS9	7/16	1/2	7/8	1-1/4	7/32	•
5/16	YTMS10	15/32	1/2	7/8	1-1/4	1/4	•
11/32	YTMS11	1/2	15/32	7/8	1-1/4	9/32	•
3/8	YTMS12	9/16	17/32	23/32	1-1/4	9/32	•
7/16	YTMS14	5/8	19/32	23/32	1-1/4	11/32	•
1/2	YTMS16	11/16	21/32	11/16	1-1/4	11/32	•
9/16	YTMS18	3/4	23/32	11/16	1-1/4	3/8	•
5/8	YTMS20	27/32	13/16	21/32	1-1/4	13/32	•

ASME® B107.1
Conventional hex

Sets shown include magnetic storage tray.

Deep, mm, Chrome



112YSTMMY

Set Contains:

112YSTMMY
114YSTMMY



YSTMM15

mm	6	A	B	C	D	E	6	6
4	YSTMM4	7.1	12.7	41.9	50.8	4.0		•
4.5	YSTMM4.5	7.9	12.7	41.9	50.8	4.0		•
5	YSTMM5	7.9	12.7	41.9	50.8	4.8	•	•
5.5	YSTMM5.5	8.7	12.7	41.9	50.8	4.8	•	•
6	YSTMM6	9.5	12.7	41.9	50.8	5.6	•	•
7	YSTMM7	11.1	12.7	41.9	50.8	5.6	•	•
8	YSTMM8	11.9	12.7	41.9	50.8	6.4	•	•
9	YSTMM9	12.7	12.7	41.9	50.8	7.1	•	•
10	YSTMM10	14.3	14.3	37.6	50.8	7.1	•	•
11	YSTMM11	15.9	15.9	37.3	50.8	8.7	•	•
12	YSTMM12	16.7	16.7	37.2	50.8	8.7	•	•
13	YSTMM13	18.3	18.3	37.2	50.8	8.7	•	•
14	YSTMM14	19.1	19.1	37.0	50.8	10.3	•	•
15	YSTMM15	20.6	20.6	37.2	50.8	8.7	•	•

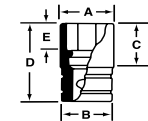
Sets shown include magnetic storage tray.

FLANK DRIVE® XTRA SOCKETS

1/4" DRIVE TOOLS

Deep, Inches, Chrome

11	6	A	B	C	D	E	Set Contains:	
							110YSTMY	113YSTMY
1/8	YSTM04	1/4	1/2	1-5/8	2	5/32	6	6
5/32	YSTM05	9/32	1/2	1-5/8	2	5/32	6	6
3/16	YSTM6	5/16	1/2	1-5/8	2	3/16	6	6
7/32	YSTM7	11/32	1/2	1-5/8	2	3/16	6	6
1/4	YSTM8	3/8	1/2	1-5/8	2	7/32	6	6
9/32	YSTM9	7/16	1/2	1-5/8	2	7/32	6	6
5/16	YSTM10	15/32	1/2	1-5/8	2	1/4	6	6
11/32	YSTM11	1/2	1/2	1-5/8	2	9/32	6	6
3/8"	YSTM12	9/16	9/16	1-15/32	2	9/32	6	6
7/16	YSTM14	5/8	5/8	1-15/32	2	11/32	6	6
1/2	YSTM16	11/16	11/16	1-7/16	2	11/32	6	6
9/16	YSTM18	3/4	3/4	1-7/16	2	13/32	6	6
5/8	YSTM20	27/32	13/16	1-7/16	2	13/32	6	6



110YSTMY

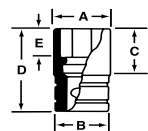


YSTM18

FLANK DRIVE® SOCKETS

Shallow, mm, Chrome

mm	6	12	A	B	C	D	E	Set Contains:	
								112TMMY	111TMMDY
4	TMM4*	TMMD4	6.7	12.1	13.3	22.2	4.6	6	12
4.5	TMM4.5*	TMMD4.5*	7.2	12.1	13.3	22.2	4.3	6	12
5	TMM5*	TMMD5*	7.7	12.1	13.3	22.2	4.3	6	12
5.5	TMM5.5	TMMD5.5	8.3	12.1	13.3	22.2	4.6	6	12
6	TMM6	TMMD6	9.3	12.1	13.3	22.2	5.6	6	12
7	TMM7	TMMD7	10.5	12.1	13.3	22.2	6.1	6	12
8	TMM8	TMMD8	11.5	12.1	13.3	22.2	6.9	6	12
9	TMM9	TMMD9	12.7	12.1	13.3	22.2	7.4	6	12
10	TMM10	TMMD10	13.2	13.2	13.3	22.2	7.4	6	12
11	TMM11	TMMD11	15.2	14.6	13.3	22.2	9.4	6	12
12	TMM12	TMMD12	16.5	15.6	13.3	22.2	9.4	6	12
13	TMM13	TMMD13	17.6	16.7	13.3	22.2	9.4	6	12
14	TMM14	TMMD14	18.8	17.8	14.1	22.2	9.7	6	12
15	TMM15	TMMD15	20.4	19.4	14.1	23.0	9.1	6	12
16	TMM16	—	21.0	20.2	16.1	25.0	10.2	6	12



111TMMDY



TMM14

ASME® B107.5m
*Conventional hex

Sets shown include magnetic storage tray.

Shallow, Inches, Chrome

11	6	12	6	12	A	B	C	D	E	Set Contains:		
										110TMY**	110TMDY**	113TM
1/8	TM04	TMD4	—	—	7/32	7/16	1/2	7/8	1/8	6	12	6
5/32	TM05*	TMD5	—	—	9/32	15/32	1/2	7/8	5/32	6	12	6
3/16	TM6*	TMD6*	GTM6	GTMD6	9/32	15/32	1/2	7/8	5/32	6	12	6
7/32	TM7*	TMD7*	GTM7	GTMD7	11/32	15/32	1/2	7/8	3/16	6	12	6
1/4	TM8	TMD8	GTM8	GTMD8	3/8	15/32	1/2	7/8	7/32	6	12	6
9/32	TM9	TMD9	GTM9	GTMD9	13/32	15/32	1/2	7/8	1/4	6	12	6
5/16	TM10	TMD10	GTM10	GTMD10	15/32	15/32	1/2	7/8	9/32	6	12	6
11/32	TM11	TMD11	GTM11	GTMD11	1/2	15/32	5/16	7/8	9/32	6	12	6
3/8	TM12	TMD12	GTM12	GTMD12	17/32	1/2	1/2	7/8	9/32	6	12	6
7/16	TM14	TMD14	GTM14	GTMD14	19/32	9/16	1/2	7/8	3/8	6	12	6
1/2	TM16	TMD16	GTM16	GTMD16	11/16	21/32	1/2	7/8	3/8	6	12	6
9/16	TM18	TMD18	—	GTMD18	25/32	23/32	1/2	29/32	3/8	6	12	6
5/8	TM20	TMD20	—	—	27/32	25/32	19/32	31/32	13/32	6	12	6

ASME B107.1
*Conventional hex

**Sets shown include magnetic storage tray.



TM16



GTMD18



- Do not use chrome or industrial finish hand tools with impact drivers
- Read safety precautions on pages W1 to W4

FLANK DRIVE® SOCKETS



Semi-Deep, mm, Chrome

112TMMDSY

Set Contains:

112TMMSY
112TMMDSY



TMMDS14

mm	6	12	A	B	C	D	E	6	12
4	TMMS4	TMMDS4	7.1	12.7	23.0	31.8	4.0		
4.5	TMMS4.5	TMMDS4.5	7.9	12.7	23.0	31.8	4.0		
5	TMMS5*	TMMDS5*	7.7	12.1	22.9	31.8	5.1	•	•
5.5	TMMS5.5*	TMMDS5.5	8.3	12.1	22.9	31.8	5.3	•	•
6	TMMS6	TMMDS6	9.3	12.1	22.9	31.8	5.8	•	•
7	TMMS7	TMMDS7	10.5	12.1	22.9	31.8	6.1	•	•
8	TMMS8	TMMDS8	11.5	12.1	18.4	31.8	6.9	•	•
9	TMMS9	TMMDS9	12.7	12.1	18.4	31.8	7.4	•	•
10	TMMS10	TMMDS10	14.0	13.2	18.4	31.8	7.4	•	•
11	TMMS11	TMMDS11	15.4	14.6	18.4	31.8	9.4	•	•
12	TMMS12	TMMDS12	16.5	15.6	18.4	31.8	9.4	•	•
13	TMMS13	TMMDS13	17.6	16.7	18.4	31.8	9.4	•	•
14	TMMS14	TMMDS14	18.8	17.8	18.4	31.8	9.7	•	•
15	TMMS15	TMMDS15	20.4	19.4	18.4	31.8	9.7	•	•

*Conventional hex

Sets shown include magnetic storage tray.



Semi-Deep, Inches, Chrome

110TMSDY

Set Contains:

110TMSY
110TMSDY



TMS14

in	6	12	A	B	C	D	E	6	12
1/8	TMS04	TMDS04	15/32	15/32	23/32	1-1/4	9/32		
5/32	TMS05	TMDS05	15/32	15/32	23/32	1-1/4	9/32		
3/16	TMS6*	TMDS6*	5/16	15/32	29/32	1-1/4	7/32	•	•
7/32	TMS7*	TMDS7*	11/32	15/32	29/32	1-1/4	7/32	•	•
1/4	TMS8	TMDS8	3/8	15/32	29/32	1-1/4	1/4	•	•
9/32	TMS9	TMDS9	13/32	15/32	23/32	1-1/4	1/4	•	•
5/16	TMS10	TMDS10	15/32	15/32	23/32	1-1/4	9/32	•	•
11/32	TMS11	TMDS11	1/2	15/32	23/32	1-1/4	5/16	•	•
3/8	TMS12	TMDS12	9/16	1/2	23/32	1-1/4	5/16	•	•
7/16	TMS14	TMDS14	5/8	19/32	23/32	1-1/4	3/8	•	•
1/2	TMS16	TMDS16	11/16	21/32	23/32	1-1/4	3/8	•	•
9/16	TMS18	TMDS18	3/4	23/32	23/32	1-1/4	3/8	•	•
5/8	TMS20	TMDS20	15/32	15/32	23/32	1-1/4	9/32		

ASME® B107.1

*Conventional hex

Sets shown include magnetic storage tray.

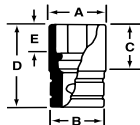


Deep, mm, Chrome

112STMMY

Set Contains:

112STMMY
112STMMY



STMMD14

mm	6	12	A	B	C	D	E	12	6
4	STMM4*	STMMD4	6.7	12.1	42.2	50.8	4.6		
4.5	STMM4.5*	STMMD4.5	7.2	12.1	42.2	50.8	4.6		
5	STMM5*	STMMD5*	7.7	12.1	42.2	50.8	5.1	•	•
5.5	STMM5.5	STMMD5.5	8.3	12.1	42.2	50.8	5.3	•	•
6	STMM6	STMMD6	9.3	12.1	42.2	50.8	5.8	•	•
7	STMM7	STMMD7	10.5	12.1	42.2	50.8	6.1	•	•
8	STMM8	STMMD8	11.5	12.1	42.2	50.8	6.9	•	•
9	STMM9	STMMD9	12.7	12.1	38.1	50.8	7.4	•	•
10	STMM10	STMMD10	14.0	13.2	38.1	50.8	7.4	•	•
11	STMM11	STMMD11	15.2	14.6	38.1	50.8	9.4	•	•
12	STMM12	STMMD12	16.5	15.6	38.1	50.8	9.4	•	•
13	STMM13	STMMD13	17.6	16.7	38.1	50.8	9.4	•	•
14	STMM14	STMMD14	18.8	17.8	38.1	50.8	9.7	•	•
15	STMM15	STMMD15	20.4	19.4	38.1	50.8	9.1	•	•

*Conventional hex

Sets shown include magnetic storage tray.

Deep, Inches, Chrome



110STMY

Set Contains:

110STMY
110STMDY

	6	12	6	12	A	B	C	D	E	6	12
1/8	STM04*	STMD04	—	—	7/32	7/16	1-21/32	2	1/8		
5/32	STM05*	STMD05	—	—	1/4	15/32	1-21/32	2	3/16		
3/16	STM6*	STMD6*	GSTM6	GSTMD6*	5/16	15/32	1-21/32	2	3/16	•	•
7/32	STM7*	STMD7*	GSTM7	GSTMD7*	11/32	15/32	1-21/32	2	7/32	•	•
1/4	STM8	STMD8	GSTM8	GSTMD8	3/8	15/32	1-21/32	2	7/32	•	•
9/32	STM9	STMD9	GSTM9	GSTMD9**	13/32	15/32	1-21/32	2	1/4	•	•
5/16	STM10	STMD10	GSTM10	GSTMD10**	15/32	15/32	1-21/32	2	7/32	•	•
11/32	STM11	STMD11	GSTM11	GSTMD11	1/2	15/32	1-21/32	2	9/32	•	•
3/8	STM12	STMD12	GSTM12	GSTMD12	17/32	9/16	1-21/32	2	9/32	•	•
7/16	STM14	STMD14	GSTM14	GSTMD14	5/8	9/16	1-21/32	2	3/8	•	•
1/2	STM16	STMD16	GSTM16	GSTMD16	11/16	21/32	1-21/32	2	3/8	•	•
9/16	STM18	STMD18	—	GSTMD18	3/4	23/32	1-21/32	2	3/8	•	•
5/8	STM20A	STMD20	—	—	27/32	13/16	1-7/16	2	13/32		

*Conventional hex

**Larger bolt clearance diameter for servicing aerospace fastener

Sets shown include magnetic storage tray.



STM16



GSTMD16

Long, mm, Chrome

	6	A	B	C	D	E	6
10	STMML10	14	13.2	33.0	101.6	7.4	•
11	STMML11	15.2	14.6	30.6	101.6	9.4	•

Set Contains:

102STMML



102STMML

Application:

For bumper cover bolts found on most European, Asian and US vehicles.

Shallow/Deep Sets, Inches, Chrome (1/4")

120STTM 20 pc 1/4" Drive 6-Point SAE Flank Drive® Shallow/Deep Socket Set

- Includes TM6–TM18 shallow sockets and STM6–STM18 deep sockets
- Includes (20 pc) 3/16–9/16"
- Includes magnetic storage tray

Shallow/Deep Sets, mm, Chrome (1/4")

124STTMM 24 pc 1/4" Drive 6-Point Metric Flank Drive® Shallow/Deep Socket Set

- Includes (24) shallow/deep sockets (5–15 mm)
- Includes magnetic storage tray



120STTM



124STTMM

FLANK DRIVE® LOW-PROFILE SOCKETS



110RTSMA

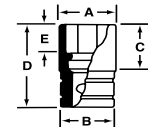
110RTSMA

112RTSMA

112RTMA

Low-Profile Socket Sets, mm

	6	12	A	B	C	D	E	6	6	12	
5	RTSM5	RTM5	7.7	12.1	7.7	17.7	2.2	•	•	•	
5.5	RTSM5.5	RTM5.5	8.3	12.1	7.7	17.7	2.6	•	•	•	
6	RTSM6	RTM6	9.3	12.1	7.7	17.7	2.7	•	•	•	
7	RTSM7	RTM7	10.5	12.1	7.7	17.7	2.8	•	•	•	
8	RTSM8	RTM8	11.5	12.1	7.7	17.7	3.6	•	•	•	
9	RTSM9	RTM9	12.7	12.1	7.7	17.7	3.9	•	•	•	
10	RTSM10	RTM10	14.0	12.1	9.4	19.0	4.7	•	•	•	
11	RTSM11	RTM11	15.4	12.1	6.2	17.3	4.5	•	•	•	
12	RTSM12	RTM12	16.5	12.1	6.1	17.8	4.9	•	•	•	
13	RTSM13	RTM13	17.6	12.1	5.9	18.1	5.1	•	•	•	
14	RTSM14	—	18.7	12.1	6.4	19.3	5.8				
15	RTSM15	—	20.3	12.1	6.3	20.3	6.4				
	RAT72A	—	11 mm Internal Hex Low-Profile						•	•	•
	RTMBS8	—	Magnetic Bit Holder for the Low Profile RAT72						•	•	•



RTM9



RTSM14



RTSM15

Sets shown include storage tray.

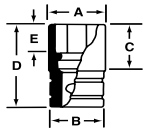


WARNING



- Do not use chrome or industrial finish hand tools with impact drivers
- Read safety precautions on pages W1 to W4

FLANK DRIVE® LOW-PROFILE SOCKETS



RT101

Low-Profile Socket Sets, Inches



110RT							110RT	112RTA	
11	12	A	B	C	D	E	12	12	
3/16	RT61	5/16	15/32	11/32	25/32	3/32	•	•	
7/32	RT71	11/32	15/32	3/8	13/16	3/32	•	•	
1/4	RT81	3/8	15/32	5/16	3/4	1/8	•	•	
9/32	RT91	13/32	15/32	5/16	3/4	1/8	•	•	
5/16	RT101	15/32	15/32	5/16	3/4	5/32	•	•	
11/32	RT111	1/2	15/32	13/32	9/32	3/16	•	•	
3/8	RT121	17/32	15/32	9/32	11/16	3/16	•	•	
7/16	RT141	19/32	15/32	1/4	11/16	3/16	•	•	
1/2	RT161	11/16	15/32	7/32	23/32	7/32	•	•	
9/16	RT181	3/4	15/32	1/4	3/4	1/4	•	•	
	RAT72A	11 mm Internal Hex Low-Profile							•
	RTMBS8	Magnetic Bit Holder for the Low Profile RAT72A							•

Sets shown include storage tray.

Low-Profile Socket Sets, mm

- Special low-profile ratchet square drive design works with low-profile sockets to access tight clearance areas with no loss of strength
- Manufactured from special alloy steel, precision forged and heat treated for optimum strength and durability
- Nickel-chrome plating helps protect against corrosion and makes easy to wipe clean
- Sockets can be used with 1/4" extensions or any 1/4" ratchet



RAT72A

RAT72A 1/4" Drive Dual 80® Technology 11 mm Internal Hex Low-Profile Ratchet

- Special low-profile square drive design works with low-profile sockets to access restricted clearance areas with no loss of strength
- Thin handle cross section allows for increased accessibility in tight quarters
- Dual 80® Technology requires less arc to engage the next gear tooth to provide extra access in confined areas
- Six teeth in contact with gear to provide strength and durability



SDMS17

Stubby Bits and Bit Holder for Low-Profile Ratchets



RTMBS8

Stubby Bits and Bit Holder for Low-Profile Ratchets

RTMBS8 Low-Profile Magnetic 1/4" Shank Bit Holder

- Magnetic Bit Holder for the Low-Profile RAT72A Ratcheting Wrench
- Special alloy steel provides the highest match of strength and durability
- Nickel-chrome plating provides corrosion resistance
- Holds any 1/4" shank bit: SAE and metric hex bits, TORX®, and ball TORX®, PHILLIPS® and straight bits
- Fits in any 11 mm ratcheting wrench
- Perfect for tight and compact applications found on automotive, motorcycle, ATV and aviation. Examples of some automotive applications: heater boxes and motor actuators in dash of vehicle, A/C work and on top of dashboard where the windshield meets the dash

Description	Stock No.	Size	Set Contains:
Flat Tip	SDMS213	1/4"	•
PHILLIPS®	SDMS222IR	#2	•
Metric Hex	SDMSM3	3 mm	•
	SDMSM4	4 mm	•
	SDMSM5	5 mm	•
	SDMSM6	6 mm	•
	SDMSM8	8 mm	•
Inch Hex	SDMS8	1/8"	•
	SDMS9	9/64	•
	SDMS10	5/32"	•
	SDMS12	3/16"	•
	SDMS16	1/4"	•
TORX®	SDMST15	T15	•
	SDMST20	T20	•
	SDMST25	T25	•
	SDMST27	T27	•
	SDMST30	T30	•

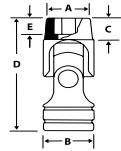
Set includes storage tray.

FLANK DRIVE® UNIVERSAL SOCKETS

1/4" DRIVE TOOLS



111TMUSMA



Shallow Universal, mm, Chrome

mm	Set Contains:		A	B	D	E	111TMUSMA	
	6	12					6	6
5	TMUSM5A*	TMUM5A*	8.3	12.7	28.6	3.2		
5.5	TMUSM5.5A	—	8.5	12.7	29.2	3.6	•	
6	TMUSM6A	TMUM6A	9.6	12.7	29.7	3.8	•	
7	TMUSM7A	TMUM7A	10.7	12.7	30.5	4.3	•	
8	TMUSM8A	TMUM8A	11.8	12.7	30.5	4.8	•	•
9	TMUSM9A	TMUM9A	12.7	12.7	31.2	4.8	•	
10	TMUSM10A	TMUM10A	14.0	12.7	32.5	5.8	•	•
11	TMUSM11A	—	15.4	12.7	33.0	6.6	•	
12	TMUSM12A	TMUM12A	16.5	12.7	34.5	6.9	•	•
13	TMUSM13A	TMUM13A	17.3	12.7	36.8	7.6	•	•
14	TMUSM14A	—	19.1	12.7	38.9	8.3	•	•
15	TMUSM15A	—	20.6	12.7	41.3	8.7	•	•

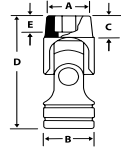


TMUM8A

Sets shown include storage tray.



106TMUSA



Shallow Universal, Inches, Chrome

Inches	Set Contains:		A	B	C	D	E	106TMUSA	
	6	12						6	12
3/16	—	TMU61A*	5/16	1/2	25/64	1-1/4	15/64		
7/32	—	TMU71A*	GTMU71A	11/32	1/2	25/64	1-1/4	15/64	
1/4	TMUS81A	TMU81B	—	25/64	1/2	25/64	1-1/4	7/32	•
9/32	—	TMU91A	—	27/64	1/2	33/64	1 9/32	17/64	
5/16	TMUS101A	TMU101A	—	15/32	1/2	35/64	1-5/16	17/64	•
11/32	—	TMU111A	—	1/2	1/2	9/16	1-11/32	17/64	
3/8	TMUS121A	TMU121A	—	9/16	1/2	39/64	1-3/8	17/64	•
7/16	TMUS141A	TMU141A	GTMU141A	39/64	1/2	41/64	1-7/16	21/64	•
1/2	TMUS161A	TMU161A	—	5/16	1/2	25/64	1-1/4	15/64	•
9/16	TMUS181A	TMU181A	—	3/4	1/2	3/4	1-17/32	7/32	•



TMUS161A



GTMU141A

*Conventional hex

Sets shown include storage tray.

Deep Universal, mm, Chrome

mm	A	B	D	E
10	14.3	12.7	40.5	5.6



STMUM10A

Deep Universal, Inches, Industrial

Inches	A	B	D	E
5/16	1/2	1/2	1-25/32	17/64



GSTMU101A



WARNING



- Do not use chrome or industrial finish hand tools with impact drivers
- Do not use "cheater bars" on handles
- Read safety precautions on pages W1 to W4

TORX® SOCKETS



213AFLEY

Shallow TORX®, Chrome

Set Contains:

210AFLEY
213AFLEY

#	Stock No.	A	B	C		
E4	TLE40A	7/16	7/8	17/64	•	•
E5	TLE50A	7/16	7/8	19/64	•	•
E6	TLE60A	7/16	7/8	21/64	•	•
E7	TLE70A	7/16	7/8	23/64	•	•
E8	TLE80A	7/16	7/8	27/64	•	•
E10	TLE100A	1/2	7/8	7/16		•
E12	TLE120A	35/64	35/64	7/8		

Sets shown include magnetic storage tray.

210AFLEY 10 pc Combination Drive TORX®

Shallow Socket Set

- Includes (10) sockets—1/4" drive (E4–E8) and 3/8" drive (E10–E18)

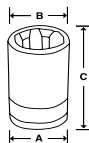
213AFLEY 13 pc Combination Drive TORX®

Shallow Socket Set

- Includes (13) sockets— 1/4" drive (E4–E10), 3/8" drive (E11–E14), and 1/2" drive (E16–E24)



STLE70



Deep TORX®, Chrome

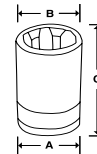
#	Stock No.	A	B	C
E4	STLE40	15/32	9/32	2
E5	STLE50	15/32	5/16	2
E7	STLE70	31/64	3/8	2
E8	STLE80	15/16	13/32	2

STLE70 1/4" Drive TORX® E7 Deep Socket

- Manufactured from special alloy steel, precision forged and heat treated for optimum strength and durability
- Nickel-chrome plating helps protect against corrosion and makes it easy to wipe clean
- For removing and installing vacuum pumps on BMW® N63 V8 engines without removing the catalytic converter, saving technician an average of two hours



106RTLE



Low-Profile Inverted TORX®, Chrome

Set Contains:

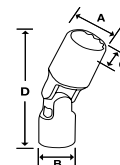
106RTLE

#	Stock No.	A	B	C	
E4	RTLE40	12.1	6.7	16.5	•
E5	RTLE50	12.1	7.7	16.5	•
E6	RTLE60	12.1	8.4	16.5	•
E7	RTLE70	12.1	9.3	16.5	•
E8	RTLE80	12.1	10.5	16.6	•
E10	RTLE100	12.1	12.1	17.4	•

Set shown includes storage tray.



TSE120



Universal TORX®, Chrome

#	Stock No.	A	B	D
E8	TSE80	27/64	1/2	1-9/32
E10	TSE100	1/2	1/2	1-11/32
E12	TSE120	9/16	1/2	1-3/8

TSE80 1/4" Drive TORX® E8 Universal Socket

- Applications include Mercedes-Benz® turbo chargers, crankshaft position sensor, sensors and intake bolts, bell housing bolts and ignitions switch
- Manufactured from special alloy steel
- Precision forged and heat treated for optimum strength and durability

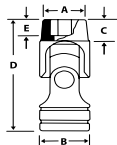
TSE100 1/4" Drive TORX® E10 Universal Socket

- Applications include Mercedes-Benz® oil pan bolts, interior and engine fasteners, water pumps, power steering pumps and engine covers on newer models
- Manufactured from special alloy steel
- Precision forged and heat treated for optimum strength and durability

FLANK DRIVE® HIGH-PERFORMANCE SOCKETS



TDHU81B



Universal, Inches, Chrome (1/4")

Chrome tools comply with Military Spec. MS-33787 and MIL-W-8982. (Industrial finish tools comply with performance specifications and differ only in finish.) The unique spline wrenching configuration can also be used on ordinary 6 and 12 point fasteners with an advantage similar to the Snap-on® Flank Drive® wrenching system.

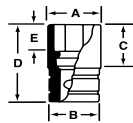
#	12	A	B	D	E
1/4	TDHU101B	15/32	1/2	1-11/32	1/4
5/16	TDHU121B	17/32	1/2	1-7/16	5/16
3/8	TDHU81B	13/32	1/2	1-7/32	1/4

SPLINE SOCKETS

Snap-on® spline wrenching tools have been developed to service high-tensile strength spline nuts and bolts widely used on both military and commercial aircraft. Precise radial spline teeth engage the fastener teeth over a wider area to minimize stress, and allow application of high torque to reduce risk of damage to the fastener or to the tool.



TES10B



Shallow, Inches, Chrome (1/4")

		A	B	C	D	E
#7	TES7B	11/32	7/16	15/32	15/16	7/32
#8	TES8B	3/8	7/16	15/32	15/16	9/32
#9	TES9B	7/16	7/16	—	15/16	—
#10	TES10B	15/32	15/32	—	15/16	11/32
#12	TES12B	35/64	35/64	19/32	59/64	23/64
#14	TES14B	5/8	39/64	23/32	1-3/64	7/16



TESU10B



TESU8B

Shallow Universal, Inches, Chrome (1/4")

		A	B	C	D	E
1/4	TESU8B	3/8	1/2	13/32	1-7/32	7/32
5/16	TESU10B	15/32	1/2	1/2	1-11/32	9/32



209TFES

Shallow, Inches, Chrome (3/8")

209TFES 9 pc Combination Drive

SAE Shallow Spline Socket Set

- Includes 1/4" drive TES7B–TES10B and 3/8" drive FES120B–FES200B Shallow Spline Sockets (9 pc) (#7–20, 7/32–5/8") in magnetic socket tray

Torque Adaptors, mm (1/4" Drive)



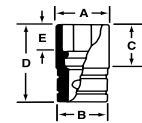
TRDHM6

		mm	A	B	C	D	E
6	TRDHM6	9.5	11.9	6.6	6.6	25.4	
7	TRDHM7	9.5	11.9	6.6	6.6	25.4	
8	TRDHM8	9.5	11.9	6.6	6.6	25.4	

Chrome tools comply with AS954, Military Spec. MS-33787 and MIL-W-8982. The unique spline wrenching configuration can also be used on ordinary six- and 12-point fasteners with an advantage similar to the Snap-on Flank Drive® wrenching system.



TEL10B



Deep, Inches, Chrome (1/4")

		A	B	C	D	E
#7	TEL7B	11/32	7/16	1-17/32	2	7/32
#8	TEL8B	3/8	7/16	1-17/32	2	9/32
#10	TEL10B	15/32	15/32	1-17/32	2	11/32



207TFEL

Deep, Inches, Chrome (3/8")

207TFEL 7 pc Combination Drive

SAE Deep Spline Socket Set

- Includes 1/4" drive TEL7B–TEL10B and 3/8" drive FEL120B–FEL200B Deep Spline Sockets (7 pc) (#7–20, 7/32–5/8") in magnetic socket tray



TELM7B

Deep, Metric, Chrome (1/4")

		mm	A	B	C	D	E
#7	TELM7B	10.4	10.9	36.3	50.8	7.3	
#8	TELM8B	11.7	11.7	36.3	50.8	8.8	
#10	TELM10B	11.7	11.7	36.3	50.8	8.8	



TTA35

Torque Adaptor

TTA35 1/4" Drive Female/Male Torque Adaptor

- Manufactured from special steel with higher alloy content
- Industrial finish helps protect against corrosion
- Precision machined and heat treated for optimum strength and durability
- 3.5" long, center to center

SPECIAL APPLICATION SOCKETS

Swivel Ball Extension Sockets, mm, Industrial

PTSXM607 1/4" Drive 6-Point Metric 7 mm Swivel Ball Extension Power Socket

- Designed to be used on Ford® coilover plug retaining screws on V6, V8 and V10 Triton® engines
- Great for difficult-to-access-areas, where the use of one tool works better than three (socket, swivel, and extension)
- 30° uninterrupted swivel action means greater accessibility in tight quarters, allowing easier, faster removal of stubborn fasteners and time savings
- Laser welded pivot pin allows smooth, full 30° swivel action for efficient power transfer at any angle with no loss in torque output, prolonging the life of the socket
- Manufactured from special alloy steel and heat treated for optimum strength and durability
- Industrial finish helps protect against corrosion



PTSXM607



- Do not use chrome or industrial finish hand tools with impact drivers
- Read safety precautions on pages W1 to W4

SPECIAL APPLICATION SOCKETS



Flip Sockets

106FLIPSET 6 pc 1/4" Drive 12-Point Metric Semi-Deep Flip Socket Set

- Manufactured from special alloy steel, precision forged and heat treated for optimum strength and durability
- Double hex (12 pt) allows socket to engage single hex fastener every 30° rather than every 60°, allowing for better access in restricted areas
- Set includes 8/10, 9/11, 12/14 and 13/15 mm flip sockets, 2 and 6" long Hex-to-Square Adaptors
- Great starter set for cordless screwdrivers
- BMW® vehicles use 30 fasteners that are a combination of 8 mm and 10 mm that hold the underbelly pans on various vehicles, providing the convenience of one tool to work on both sizes
- Lexus® vehicles use 10 mm fasteners
- Infiniti® and Mercedes® vehicles use 8 mm fasteners
- Splash shields on Chevrolet® Cruze® vehicles and Buick® Verano® vehicles use 8 mm fasteners
- S6911 9 mm/11 mm Flip Socket: use on 9 and 11 mm fasteners found in applications for European vehicles
- S61214 12 mm/14 mm Flip Socket: use on 12 and 14 mm fasteners found in numerous applications on Asian vehicles
- S61315 13 mm/15 mm Flip Socket: use on 13 and 15 mm fasteners found in numerous applications on US vehicles

S61214 1/4" Drive 12-Point Metric 12 and 14 mm Semi-Deep Flip Socket

- Manufactured from special alloy steel, precision forged and heat treated for optimum strength and durability
- Double hex (12-point) configuration allows socket to engage single hex fastener every 30° rather than every 60°, allowing for better access in restricted areas
- Use on 12 and 14 mm fasteners found in numerous applications on Asian vehicles

S61315 1/4" Drive 12-Point Metric 13 and 15 mm Semi-Deep Flip Socket


- Manufactured from special alloy steel, precision forged and heat treated for optimum strength and durability
- Double hex (12-point) configuration allows socket to engage single hex fastener every 30° rather than every 60°, allowing for better access in restricted areas
- Use on 13 and 15 mm fasteners found in numerous applications on US vehicles

S6810 1/4" Drive 12-Point Metric 8 and 10 mm Semi-Deep Flip Socket

- Double hex (12-point) allows socket to engage single hex fastener every 30° rather than every 60°, allowing for better access in restricted areas
- For removing and installing underbelly pans on various vehicles
- BMW® vehicles use 30 fasteners that are a combination of 8 and 10 mm that hold the underbelly pans on various vehicles, providing the convenience of one tool to work on both sizes
- Lexus® vehicles use 10 mm fasteners
- Infiniti® and Mercedes-Benz® vehicles use 8 mm fasteners
- Splash shields on Chevrolet® Cruze® vehicles and Buick® Verano® vehicles use 8 mm fasteners
- Manufactured from special alloy steel and heat treated for optimum strength
- 1.44" long

S6911 1/4" Drive 12-Point Metric 9 and 11 mm Semi-Deep Flip Socket

- Manufactured from special alloy steel, precision forged and heat treated for optimum strength and durability
- Double hex (12-point) configuration allows socket to engage single hex fastener every 30° rather than every 60°, allowing for better access in restricted areas
- Use on 9 and 11 mm fasteners found in numerous applications on European vehicles



Double Square, Chrome

Stock No.	A	B	C	D	E
1/4" TM408	15/32	15/32	17/32	7/8	1/4
5/16" TM410	9/16	17/32	17/32	7/8	9/32
3/8" TM412	21/32	5/8	17/32	7/8	5/16



Pipe Plug, mm

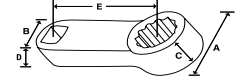
1/4" Drive Metric 3 mm Pipe Plug Socket

- Used to adjust the intake and exhaust valve rocker arms on Mercury Marine® four-stroke outboard motors
- Motor sizes: 10, 15, 20, 25 and 30 HP
- Manufactured from special alloy steel
- Precision forged and heat treated for optimum strength and durability
- Nickel-chrome plating helps protect against corrosion and makes it easy to wipe clean

Torque Adaptors, mm

1/4" Drive 12-Point Metric 6 mm Torque Adaptor

- Manufactured from special alloy steel
- Precision forged and heat treated for optimum strength and durability
- 12-point double hex allows the socket to engage single hex fastener every 30° rather than every 60°, allowing for better access in restricted areas
- 1" center-to-center length on adaptor for easy torque calculations
- Design features radius edges that resist damage/nicks



TRDHM7

mm	12	A	B	C	D	E
6	TRDHM6	9.5	11.9	6.6	6.6	25.4
7	TRDHM7	9.5	11.9	6.6	6.6	25.4
8	TRDHM8	9.5	11.9	6.6	6.6	25.4

Torque Adaptors, SAE (1/4" Drive)

Stock No.	Description	A	B	C	D	E
TRDHL101	1/4" Drive 5/16" SAE Torque Adaptor	1/2 (12.7)	15/32 (11.91)	17/64 (6.75)	17/64 (6.75)	2 (50.8)
TRDHL121	1/4" Drive 3/8" SAE Torque Adaptor	37/64 (14.68)	15/32 (11.91)	17/64 (6.75)	17/64 (6.75)	2 (50.8)
TRDHL141	1/4" Drive 7/16" SAE Torque Adaptor	43/64 (17.1)	15/32 (11.91)	17/64 (6.75)	17/64 (6.75)	2 (50.8)
TRDHL81	1/4" Drive 1/4" SAE Torque Adaptor	13/32 (10.32)	15/32 (11.91)	17/64 (6.75)	17/64 (6.75)	2 (50.8)
TRDHL101	1/4" Drive 5/16" SAE DH Low-Profile Torque Adaptor	—	—	—	—	—



TRDHL101

TORX® BIT SOCKETS



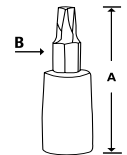
GTTX15E



106TTX



212EFTXY



★ TORX®/Standard, Chrome (1/4")

Size	Stock No.	Industrial	A	B	
T8	TTX8E	GTTX8E	1-9/16	TTX8E2	•
T10	TTX10E	GTTX10E	1-9/16	TTX10E2	•
T15	TTX15E	GTTX15E	1-9/16	TTX15E2	•
T20	TTX20E	GTTX20E	1-9/16	TTX20E2	•
T25	TTX25E	GTTX25E	1-9/16	TTX25E2	•
T27	TTX27E	—	1-9/16	FTX27E3	•
T30	TTX30E	—	1-9/16	FTX30E3	
T40	TTX40E	—	1-9/16	FTX40E3	

Sets shown include storage tray.

★ TORX®/Standard, Chrome (3/8")

212EFTXY 12 pc Combination Drive TORX® Bit Standard Socket Set

- Includes 1/4" drive TTX8E–TTX25E TORX® Drivers plus 3/8" drive FTX27E–FTX55E TORX® Drivers and FTX47E GM®-style Driver (T8–T55 plus GM®-style T47)



105TUTX

★ TORX®/Stubby Universal, Chrome (1/4")

Size	Stock No.	A	Set Contains:
T20	TUTX20E	1-3/4	•
T25	TUTX25E	1-3/4	•
T27	TUTX27E	1-3/4	•
T30	TUTX30E	1-3/4	•
T40	TUTX40E	1-3/4	•

Sets shown include storage tray.



- Do not use chrome or industrial finish hand tools with impact drivers
- Read safety precautions on pages W1 to W4

TORX® BIT SOCKETS



TTXB15E



209EFTXBY

★ TORX®/Heavy-Duty Removal, Chrome (1/4")

#	Stock No.	A	B
T15	TTXB15E	1-9/16	TTXB15E2
T20	TTXB20E	1-9/16	TTXB20E2
T25	TTXB25E	1-9/16	TTXB25E2

Set shown includes magnetic storage tray.

209EFTXBY 9 pc Combination Drive TORX® Bit Heavy-Duty Removal Socket Set

- Includes 1/4" drive (T15–T25) and 3/8" drive (T27–T55) (9 pc)
- Tapered profile provides better engagement on stubborn fasteners



TTXR8E



210EFTXRY

★ TORX®/Tamper-Resistant, Chrome (1/4")

#	Stock No.	A	B
TR8	TTXR8E	1-9/16	TTXR8E2
TR10	TTXR10E	1-9/16	TTXR10E2
TR15	TTXR15E	1-9/16	TTXR15E2
TR20	TTXR20E	1-9/16	TTXR20E2
TR25	TTXR25E	1-9/16	TTXR25E2
TR40	TTXR40E	2-1/8	TTXR40E2

Set shown includes magnetic storage tray.

210EFTXRY 10 pc Combination Drive TORX® Bit Tamper-Resistant Socket Set

- Includes 1/4" drive (TR8–TR25) and 3/8" drive (TR27–TR50) (10 pc)



TTXL8E



210EFTXL

★ TORX®/Long, Chrome (1/4")

#	Stock No.	A	B
T8	TTXL8E	4-1/16	TTXL8E2
T10	TTXL10E	4-1/16	TTXL10E2
T15	TTXL15E	4-1/16	TTXL15E2
T20	TTXL20E	4-1/16	TTXL20E2
T25	TTXL25E	4-1/16	TTXL25E2

Set shown includes storage tray.

210EFTXL 10 pc Combination Drive TORX® Bit Long Socket Set

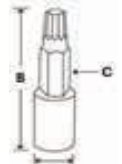
- Includes 1/4" drive (T8–T25) and 3/8" drive (T27–T50) (10 pc)



TTX8TPE



211EFTXTPY



★ TORX Plus®/Chrome (1/4")

TORX Plus® fasteners may be found in almost all vehicles from the 1999 model year to present. Common applications include GM® transmissions bell housing bolts and Ford® seat belt anchors. T27IP size can be used to service Taurus® and Sable® front spring shields. Use of a standard TORX® driver on TORX Plus® fasteners may result in a rounded out fastener head or damaged driver.

#	Stock No.	A	B
8IP	TTX8TPE	1-9/16	TTX8TPE2
10IP	TTX10TPE	1-9/16	TTX10TPE2
15IP	TTX15TPE	1-9/16	TTX15TPE2
20IP	TTX20TPE	1-9/16	TTX20TPE2
25IP	TTX25TPE	1-9/16	TTX25TPE2

Set shown includes magnetic storage tray.

211EFTXTPY 11 pc Combination Drive TORX® Plus® Bit Socket Driver Set

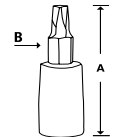
- Includes 1/4" drive (8IP–25IP) and 3/8" drive (27IP–55IP) (11 pc)



TTXR8TPE



211EFTXRTPY



★ TORX Plus®/Tamper-Resistant, Chrome (1/4")

#	Stock No.	A	B	Set Contains:
8IPR	TTXR8TPE	1-9/16	TTXR8TPE2	•
10IPR	TTXR10TPE	1-9/16	TTXR10TPE2	•
15IPR	TTXR15TPE	1-9/16	TTXR15TPE2	•
20IPR	TTXR20TPE	1-9/16	TTXR20TPE2	•
25IPR	TTXR25TPE	1-9/16	TTXR25TPE2	•

Set shown includes magnetic storage tray.

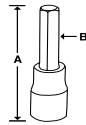
211EFTXRTPY 11 pc Combination Drive Tamper-Resistant TORX® Plus® Socket Driver Set

- Includes 1/4" drive (8IPR–55IPR) and 3/8" Drive (27IPR–55IPR)
- Applications: 2003 Ford® Mustang® transmissions, 2004 Ford® F-150 transfer case, 2004 Porsche® Cayenne® turbo air sensor, Delphi® and Stanadyne® pumps, Cummins® B and C engine injection pumps and John Deere® diesel injector pumps

METRIC HEX BIT SOCKETS



106ETMAMY



Hex/Standard, mm,
Chrome (1/4")

Set
Contains:

mm		A	B		
2	TMAM2E	47.8	TMAM2E2A	•	•
2.5	TMAM2.5E	47.8	TMAM2.5E2	•	•
3	TMAM3E	47.8	TMAM3E2	•	•
4	TMAM4E	47.8	TMAM4E2	•	•
5	TMAM5E	47.8	TMAM5E2	•	•
6	TMAM6E	47.8	TMAM6E2	•	•

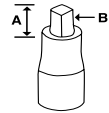
Sets include magnetic storage tray.

106ETMAMY 6 pc 1/4" Drive Metric Standard Hex Bit Socket Set

- Includes (6) metric standard hex bit sockets (2–6 mm)



208EFTAMXSY



Hex/Stubby, mm,
Chrome (1/4")

Set
Contains:

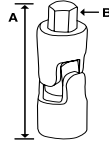
mm		A	B		
3	TMAMXS3E	26.0	TMAMXS3E2	•	•
4	TMAMXS4E	27.1	TMAMXS4E2	•	•
5	TMAMXS5E	28.1	TMAMXS5E2	•	•
6	TMAMXS6E	29.1	TMAMXS6E2	•	•

Sets include magnetic storage tray.

208EFTAMXSY 8 pc Combination Drive Metric Hex Bit Stubby Socket Driver Set

- Includes (8) socket drivers—1/4" drive and 3/8" drive (3–10 mm)

Hex/Stubby Universal,
mm, Chrome (1/4")



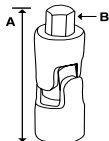
mm		A	B		
4	TUAM4E	36.6	TMAMXS4E2		
5	TUAM5E	12.7	TMAMXS5E2		
6	TUAM6E	12.7	TMAMXS6E2		



TUAM4E



208EFTABMY



Ball Hex/Standard, mm,
Chrome (1/4")

Set
Contains:

mm		A	B		
3	TMABM3E	47.7	TMABM3E2	•	•
4	TMABM4E	47.6	TMABM4E2	•	•
5	TMABM5E	47.9	TMABM5E2	•	•
6	TMABM6E	47.9	TMABM6E2	•	•

208EFTABMY 8 pc Combination Drive Metric Ball Hex Bit Socket Set

- Ball end of bit makes it easier to insert bit into fastener, especially in blind access applications
- Sockets are manufactured from special alloy steel that provides long life and great strength
- Nickel-chrome plating helps protect against corrosion and makes it easy to wipe socket clean
- Includes (8) bit socket drivers, 1/4" drive and 3/8" drive (3–10 mm), in a magnetic storage tray

Hex/Stubby Universal,
Inches, Chrome (1/4")

TUA6E 1/4" Drive 3/16" Stubby Flex Hex Bit Socket

- Manufactured from special alloy steel
- Precision machined and heat treated for optimum strength and durability
- Nickel-chrome finish helps protect against corrosion and makes it easy to wipe clean
- Bit TMAXS6E2



TUA6E

Combination Bit Socket Sets

237HEXTORXST 37 pc Combination Drive Socket Driver Set

- Up to 20% stronger than 1 pc bit designs and up to twice ANSI® proof load
- Heat treated for strength and durability
- Precise fit to fasteners and multiple detents for secure drive attachment

- Set includes:
 - (5) 1/4" Drive Standard TORX® Bit Sockets
 - (7) 3/8" Drive Standard TORX® Bit Sockets
 - (7) 3/8" Drive Stubby TORX® Bit Sockets
 - (3) 3/8" Drive Triple Square Drivers
 - (7) 3/8" Drive Metric Hex Bit Sockets
 - (4) 1/4" Drive Stubby Metric Hex Bit Sockets
 - (4) 3/8" Drive Stubby Metric Hex Bit Sockets



237HEXTORXST



WARNING



- Do not use chrome or industrial finish hand tools with impact drivers
- Read safety precautions on pages W1 to W4

HEX BIT SOCKETS



GTMA3E



110ETMAY



212EFTAY

Hex/Standard, Inches, Chrome (1/4")

			A	Bit	Optional Long Bit	Optional Long Bit Length, inches	
1/16	TMA2E	—	1-1/32	TMA2E2	TMAL2E2	6	•
5/64	TMA2.5E	GTMA2.5E	1-1/32	TMA2.5E2A	TMAL2.5E2	6	•
3/32	TMA3E	GTMA3E	1-1/32	TMA3E2A	TMAL3E2	6	•
7/64	TMA3.5E	—	1-1/32	TMA3.5E2A	TMAL3.5E2	6	•
1/8	TMA4E	GTMA4E	1-1/32	TMA4E2	TMAL4E2	6	•
9/64	TMA4.5E	—	1-1/16	TMA4.5E2	TMAL4.5E2	6	•
5/32	TMA5E	GTMA5E	1-1/16	FA5E2	—	—	•
3/16	TMA6E	GTMA6E	1-3/32	FA6E2	—	—	•
7/32	TMA7E	GTMA7E	1-7/8	FA7E2	—	—	•
1/4	TMA8E	GTMA8E	1-7/8	FA8E2	—	—	•

Set Contains:
110ETMAY

NOTE: Optional long bits are not included in the listed sets.

Sets shown include storage tray.

212EFTAY 12 pc Combination Drive SAE Standard Hex Driver Bit Socket Set

- Includes (12) 1/4 and 3/8" drive Standard Hex Bit Sockets (1/16–3/8")



208EFTAXSY



208EFTABY

Hex/Stubby, Inches, Chrome (1/4")

		A	B	Replacement Bit
3/32	TMAXS3E	1-1/32	5/32	TMAXS3E2
9/64	TMAXS4.5E	1-1/16	3/16	TMAXS4.5E2
1/8	TMAXS4E	1-1/32	5/32	TMAXS4E2
5/32	TMAXS5E	1-1/16	3/16	TMAXS5E2
3/16	TMAXS6E	1-3/32	7/32	TMAXS6E2

TMAXS3E 1/4" Drive SAE 3/32" Stubby Hex Socket Driver

- For fasteners on Rolls-Royce® commercial aircraft V2500 engines
- A stubby bit socket allows for a positive fit, giving more direct torque when removing or installing these fasteners

208EFTAXSY 8 pc Combination Drive SAE Hex Bit Stubby Socket Driver Set

- Includes (8) 1/4 and 3/8" drive Stubby Hex Bit Sockets (1/8–3/8")

Ball Hex/Standard, Inches, Chrome (1/4")

		A	Bit
1/8	TMAB4E	1-7/8	TMAB4E2
9/64	TMAB4.5E	1-7/8	TMAB4.5E2
5/32	TMAB5E	1-7/8	TMAB5E2
3/16	TMAB6E	1-7/8	TMAB6E2

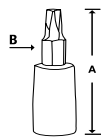
208EFTABY 8 pc Combination Drive SAE Standard Ball Hex Bit Socket Set

- Ball end of bit makes it easier to insert bit into fastener, especially in blind access applications
- Sockets are manufactured from special alloy steel that provides long life and great strength
- Nickel-chrome plating helps protect against corrosion and makes it easy to wipe socket clean
- Includes (8) bit socket drivers, 1/4" drive and 3/8" drive (1/8–3/8"), in a magnetic storage tray

SPECIAL APPLICATION BIT



PTMTS4SE



PTMTS4SE 1/4" Drive MTS-4 Mortorq® Stubby Bit Socket

- Applications: Connects the fuel cell to the electric motors and other systems on Hyundai® Tucson® IX Fuel Cell Vehicles


Mortorq®/Super Bit

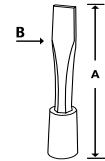
	Stock No.	A	B
MTS-4	PTMTS4SE	1-11/16	PTMTS4SE2

FLAT TIP AND PHILLIPS® TIP BIT SOCKETS

1/4" DRIVE TOOLS


— Flat Tip/Standard, Chrome (1/4")

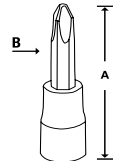

		Stock No.	A	Dimension B, Bit
Standard Length	3/16 x .032	TMC104E	2-7/8	TMC104E2A
	1/4 x .032	TMC105E	2-15/16	TMC105E2A
	3/8 x .042	TMC106E	2-7/8	TMC106E2A
Short	1/4" x .036	TM82	7/8	TM82-2C



TMC104E

+ PHILLIPS®/Standard, Chrome (1/4")

		Stock No.	Industrial Stock No.	A	B, Bit
Standard	#1	TMP12E	GTMP12E	1-7/8	TMP12E2
	#2	TMP22E	—	1-7/8	FP22E2
Short	#2	TMP21E	—	1-1/4	TMP21E2
	#2	TMP82	—	15/16	TMP82-2B
Long	#2	TMP23E	—	3-1/16	TMP23E2



TMP22E


GTMP12E

TMP23E

TMP82

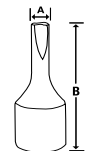
CLUTCH BIT SOCKETS

☛ Clutch/Standard, Chrome (1/4")

	Stock No.	A	B
3/16"	TM27E	3/16	1-3/8
1/4"	TM30E	1/4	1-3/8
5/32	TM31E	5/32	1-3/8



TM27E



IMPACT ACCESSORIES



103ITMX

Extensions (Impact)

- Features snap-ring anvil for excellent socket-to-extension engagement
- Designed for use with most 1/4" cordless electric and air operated impact tools

Stock No.	Finish	A	B	
ITMX20	Industrial Finish	5/16	2	•
ITMX40	Industrial Finish	5/16	4	•
ITMX60	Industrial Finish	5/16	6	•

Set shown includes storage tray.

Set Contains:

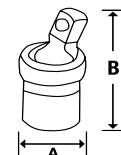
103ITMX



IPM80B



IPM800B



Swivel Ball Universal Joint (Impact)

Stock No.	Retention Type	A	B
IPM80B	Lock Button	5/8	1-3/8
IPM800B	Friction Ball	5/8	1-3/8

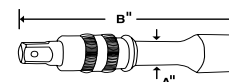


- Do not use chrome or industrial finish hand tools with impact drivers
- Read safety precautions on pages W1 to W4

IMPACT ACCESSORIES



105TMIXL



Locking Extensions (Impact)

- Quick-release locking sleeve provides secure connection and easy socket removal
- Knurled release collar for easy one-hand operation, even with slippery hands
- Female drive end recessed to accommodate new style impact guns
- Positive pin lock retains socket securely
- Heavy-duty shank for high torque applications

Stock No.	A	B	Set Contains:
TMIXL122	11/32	11-7/8	•
TMIXL182	11/32	17-3/4	•
TMIXL242	11/32	23-3/4	•
TMIXL32	11/32	2-7/8	•
TMIXL62	11/32	5-7/8	•

Set includes storage tray.

FLANK DRIVE® IMPACT SOCKETS



112IMTMM

Shallow, mm

mm	6	A	B	C	D	E	6	6
4	IMTMM4	7.9	12.7	12.7	22.2	4.0		
4.5	IMTMM4.5	7.9	12.7	12.7	22.2	4.0		
5	IMTMM5	8.5	12.1	13.1	22.2	4.1	•	
5.5	IMTMM5.5	9.3	12.1	13.1	22.2	4.1	•	
6	IMTMM6	10.2	12.1	13.1	22.2	6.1	•	
7	IMTMM7	11.5	12.1	13.1	22.2	6.1	•	
8	IMTMM8	12.7	12.7	13.1	22.2	6.1	•	
9	IMTMM9	14.0	14.0	13.1	22.2	6.1	•	
10	IMTMM10	15.2	15.2	13.0	22.2	6.1	•	
11	IMTMM11	16.4	16.4	12.8	22.2	6.4	•	
12	IMTMM12	17.3	17.3	12.7	22.2	7.1	•	
13	IMTMM13	18.7	18.7	12.5	22.2	7.4	•	
14	IMTMM14	20.3	20.3	13.1	23.0	8.6	•	
15	IMTMM15	21.1	21.1	13.9	23.8	8.9	•	

Set includes magnetic storage tray.



112SIMTMM

Deep, mm

mm	6	A	B	C	D	E	6	6
4	SIMTMM4	7.9	12.7	41.3	50.8	4.0		
4.5	SIMTMM4.5	7.9	12.7	41.3	50.8	4.0		
5	SIMTMM5	8.5	12.1	41.9	50.8	4.1	•	
5.5	SIMTMM5.5	9.3	12.1	41.9	50.8	4.1	•	
6	SIMTMM6	10.2	12.1	41.9	50.8	6.1	•	
7	SIMTMM7	11.5	12.1	41.9	50.8	6.1	•	
8	SIMTMM8	12.7	12.7	41.9	50.8	6.1	•	
9	SIMTMM9	14.0	14.0	41.9	50.8	6.1	•	
10	SIMTMM10	15.2	15.2	41.9	50.8	6.1	•	
11	SIMTMM11	16.4	16.4	41.9	50.8	6.4	•	
12	SIMTMM12	17.3	17.3	41.9	50.8	7.1	•	
13	SIMTMM13	18.7	18.7	41.9	50.8	7.4	•	
14	SIMTMM14	20.3	20.3	41.9	50.8	8.6	•	
15	SIMTMM15	21.1	21.1	41.9	50.8	8.9	•	

Set includes magnetic storage tray.



106IMTM

Shallow, inches

II	6	A	B	C	D	E	6	6
1/4	IMTM8A	13/32	1/2	17/32	7/8	1/4	•	
5/16	IMTM10A	1/2	1/2	17/32	7/8	1/4	•	
3/8	IMTM12A	9/16	1/2	17/32	7/8	1/4	•	
7/16	IMTM14A	21/32	1/2	17/32	7/8	1/4	•	
1/2	IMTM16A	23/32	1/2	17/32	7/8	9/32	•	
9/16	IMTM18A	13/16	1/2	9/16	29/32	11/32	•	

Set includes magnetic storage tray.



106SIMTM

Deep, inches

II	6	A	B	C	D	E	6	6
1/4	SIMTM8	13/32	15/32	1-1/2	2	1/4	•	
5/16	SIMTM10	1/2	1/2	1-1/2	2	1/4	•	
3/8	SIMTM12	9/16	9/16	1-1/2	2	1/4	•	
7/16	SIMTM14	21/32	21/32	1-1/2	2	1/4	•	
1/2	SIMTM16	11/16	11/16	1-1/2	2	9/32	•	
9/16	SIMTM18	13/16	13/16	1-1/2	2	11/32	•	

Set includes magnetic storage tray.

ASME®/ANSI® B107.2

FLANK DRIVE® IMPACT SWIVEL SOCKETS



106IPTMMA

Shallow Swivel, mm

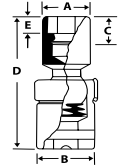
Set Contains:

mm	6	A	B	D	E	6
5	IPTMM5A ‡	8.6	16.6	44.4	4.1	
5.5	IPTMM5.5A ‡	9.5	16.6	44.8	4.1	
6	IPTMM6A ‡	10.7	16.6	45.2	4.1	
7	IPTMM7A ‡	11.5	16.6	46.4	4.3	
8	IPTMM8A ‡	11.5	16.6	46.4	4.3	•
9	IPTMM9A ‡	12.8	16.6	47.5	4.8	
10	IPTMM10A ‡	14.1	16.6	48.7	5.3	•
11	IPTMM11A ‡	15.5	16.6	49.9	5.8	
12	IPTMM12A ‡	17.5	18.9	53.2	6.9	•
13	IPTMM13A ‡	18.9	18.9	54.4	7.4	•
14	IPTMM14A ‡	20.5	18.9	56.0	7.9	•
15	IPTMM15A ‡	21.3	18.9	56.4	7.9	•

Set includes storage tray.



106IPTMA



Shallow Swivel, inches

Set Contains:

	6	A	B	C	D	E	6
1/4	IPTM8A	7/16	21/32	9/32	1-25/32	5/32	•
5/16	IPTM10A	17/32	21/32	11/32	1-7/8	5/32	•
3/8	IPTM12A	9/16	21/32	13/32	1-15/16	3/16	•
7/16	IPTM14A	21/32	24/32	7/16	2-1/32	1/4	•
1/2	IPTM16A	23/32	24/32	9/16	2-5/32	9/32	•
9/16	IPTM18A	13/16	24/32	19/32	2-7/32	5/16	•

Set includes storage tray.

SPECIAL APPLICATION IMPACT SOCKETS

Shallow 10-Point, mm

1/4" Drive 10-Point Metric 10 mm Shallow Impact Socket

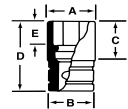
- Body: Remove/install seat tracks on Honda® Odyssey® and Pilot
- Forged from tough alloy steel
- Heat treated to a lower hardness to add impact resistance and ductility

DPTM10 1/4" Drive 10-Point Metric 10 mm Shallow Impact Socket

DPTM8 1/4" Drive 10-Point Metric 8 mm Shallow Impact Socket



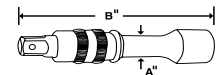
DPTM10



POWER ACCESSORIES

Locking Power Adaptors

- Use with electric/cordless drills and screwdrivers that accept 1/4" shanks
- Manufactured from the highest quality proprietary steel providing optimum strength and durability
- Knurled sleeve provides easy attachment and removal of sockets even with the greasiest hands
- One-handed lock mechanism with ball retention ensures socket retention and allows for faster socket attachment and removal
- Black oxide finish helps protect against corrosion for longer tool life



103TMLPA

Set Contains:

Stock No.	A	B	
TMLPA2	1/4	2	•
TMLPA4	1/4	4	•
TMLPA6	1/4	6	•

Set includes storage tray.



- Do not use chrome or industrial finish hand tools with impact drivers
- Do not use power accessories with impact drivers
- ‡These products can expose you to chemicals which are known to the state of California to cause cancer and reproductive harm. See pages 906-907 for details.
- Read safety precautions on pages W1 to W4

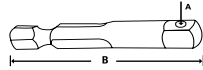
POWER ACCESSORIES



GM3048

Hex-to-Square Adaptors (Power)

- 1/4" hex size; 1" length of hex



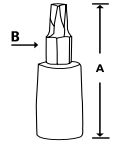
Stock No.	A	B
GM3042A	Lock Button	2
GM3043	Lock Button	4
GM3046	Lock Button	6
GM3048	Lock Button	8



TTX20E2



PTTX20E



TORX®/Standard (Power), Industrial (1/4")

#	Stock No.	A	B
T20	PTTX20E	1-9/16	TTX20E2
T25	PTTX25E	1-9/16	TTX25E2

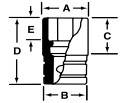
FLANK DRIVE® MAGNETIC SOCKETS

Shallow Magnetic, mm

- Magnetic sockets are perfect for installing and removing a fastener as the magnetic feature will hold the fastener in the socket saving time and frustration
- Square drive side hole works with ball- or pin-type retention
- Flank Drive® wrenching system grips the fastener on the socket flanks (flats) to deliver up to 15–25% more turning power
- MGMM series sockets are not designed to be used with Impact Drivers



110MGMM



Set Contains:
110MGMM

mm	6	A	B	D	E	6
5	MGMM5	8.4	12.1	22.8	4.6	•
5.5	MGMM5.5	9.3	12.1	22.8	5.1	•
6	MGMM6	10.2	12.1	22.8	6.1	•
7	MGMM7	11.5	12.1	22.8	6.1	•
8	MGMM8	12.7	12.7	23.8	6.1	•
10	MGMM10	15.2	15.2	23.8	6.1	•
12	MGMM12	17.3	17.3	23.8	6.4	•
13	MGMM13	18.9	18.9	23.8	7.9	•
14	MGMM14	20.5	20.5	23.8	8.6	•
15	MGMM15	21.3	21.3	23.8	8.6	•

FLANK DRIVE® MAGNETIC POWER SOCKETS



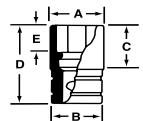
MGM10C



MGMS10A



MGMS10A



Shallow Magnetic, inches

II	6	A	B	D	E
1/4	MGMS7A	7/16	1/2	7/8	3/32
5/16	MGMS10C	1/2	1/2	15/16	3/32
3/8	MGMS12C	9/16	19/32	15/16	1/8
7/16	MGMS14C	11/16	11/16	15/16	1/8

Deep Magnetic/ Spring Loaded, mm

mm	6	A	B	D	E
7	MGMS7A	10.7	12.4	50.8	5.8
8	MGMS8A	11.8	12.4	50.8	5.8
10	MGMS10A	14.1	14.1	50.8	6.4
11	MGMS11B	15.6	15.6	50.8	6.4
12	MGMS12B	17.3	17.3	50.8	7.1
13	MGMS13A	18.1	18.1	50.8	7.6

Deep Magnetic/ Spring Loaded, inches

II	6	A	B	D	E
5/16	MGMS10A	3/8	15/32	2	5/16
1/4	MGMS8A	3/8	7/16	2	3/32



108RATEXFR01



106BTMXFR




RAT2THLLFFR

1/4" Drive Flex Head Ratchet and Extension Foam Sets

Stock No.	Description	Set Contains:		
		108RATEXFR01	106BTMXFR	RAT2THLLFFR
THLF72	Long Soft Grip Handle Flex Head	•		•
THLLF72	Extra-Long Soft Grip Handle Flex Head	•		•
TMX1	1/4" Drive 1-1/4" Extension	•	•	
TMXK110	1/4" Drive 11" Knurled Extension	•	•	
TMXK2	1/4" Drive 2" Knurled Extension	•	•	
TMXK4	1/4" Drive 4" Knurled Extension	•	•	
TMXK60	1/4" Drive 6" Knurled Extension	•	•	
TMXK80	1/4" Drive 8" Knurled Extension	•	•	

1/8" DRIVE GENERAL SERVICE SET

1605TA General Service Set

	Stock No.	Description
3/32	T6	1/8" Drive 6-Point SAE 3/32" Socket
1/8	T8	1/8" Drive 6-Point SAE 1/8" Socket
5/32	T10	1/8" Drive 6-Point SAE 5/32" Socket
3/16	T12	1/8" Drive 6-Point SAE 3/16" Socket
—	T40A	1/8" Drive Handle



1605TA

GENERAL SERVICE SETS

Handles, Chrome

Seven Tools, includes:

Stock No.	Description
T72	Standard Handle
TMU8B	1/4" Drive Universal Joint
TMXK2	1/4" Drive 2" Knurled Extension
TMXK4	1/4" Drive 4" Knurled Extension
TMXK60	1/4" Drive 6" Knurled Extension
TM10G	1/4" Drive 6" Breaker Bar
SGT4BR	1/4" Drive 6-13/16" Instinct® Soft Grip Standard Shank Driver



107ATMPB

107ATMPB Expandable General Service

Set and Additions

- Start with the 107ATMPB General Service Set and add any of the suggested socket sets below to custom build exactly the 1/4" drive set you need
- The storage case has a large enough cavity to accommodate two rows of sockets—standard, semi-deep, deep, universal or any combination of these in SAE or metric sizes

Set (Add-on):

Suggested Additions Not Included in Set:	Stock No.	Description
	110TMY	10 pc 1/4" Drive 6-Point SAE Flank Drive® Shallow Socket Set
	110STMY	10 pc 1/4" Drive 6-Point SAE Flank Drive® Deep Socket Set
	111TMMDY	11 pc 1/4" Drive 12-Point Metric Flank Drive® Shallow Socket Set
	111STMMDY	11 pc 1/4" Drive 12-Point Metric Flank Drive® Deep Socket Set
	106ETMAMY	6 pc 1/4" Drive Metric Standard Hex Bit Socket Set



131TMPB

131TMPB 31 pc 1/4" Drive 6-Point Metric Shallow General Service Socket Set

31 Tools, Includes:

mm	6-Point Shallow Sockets	6-Point Deep Sockets
5	TMM5	STMM5
5.5	TMM5.5	STMM5.5
6	TMM6	STMM6
7	TMM7	STMM7
8	TMM8	STMM8
9	TMM9	STMM9
10	TMM10	STMM10
11	TMM11	STMM11
12	TMM12	STMM12
13	TMM13	STMM13
14	TMM14	STMM14
15	TMM15	STMM15

Also Includes:	Stock No.	Description
	TMXK60	1/4" Drive 6" Knurled Extension
	TMXK2	1/4" Drive 2" Knurled Extension
	T72	Standard Handle
	TM10G	1/4" Drive 6" Breaker Bar
	TMU8B	1/4" Drive Universal Joint
	SSDMR4B	8-3/4" Ratcheting Standard Screwdriver
	GMB3041	1/4" Hex-To-1/4" Square Adaptor



117TMM

117TMM* 17 pc 1/4" Drive 6-Point Metric Starter Socket Set

17 Tools, Includes:

mm	6-Point Shallow Sockets
4	TMM4
5	TMM5
5.5	TMM5.5
6	TMM6
7	TMM7
8	TMM8
9	TMM9
10	TMM10
11	TMM11
12	TMM12
13	TMM13
14	TMM14
15	TMM15

Also Includes:	Stock No.	Description
	T72	Standard Handle
	TMU8B	1/4" Drive Universal Joint
	TMXK2	1/4" Drive 2" Knurled Extension
	TMXK4	1/4" Drive 4" Knurled Extension

*Colors Available







ADD SUFFIX TO STOCK NUMBER FOR SPECIAL COLORS



144TMPB

144TMPB 44 pc 1/4" Drive 6-Point Metric/SAE General Service Set
44 Tools, Includes:

 mm	6-Point Shallow Sockets		6-Point Shallow Sockets	 mm	6-Point Deep Sockets		6-Point Deep Sockets
5.5	TMM5.5	3/16	TM6*	5.5	STMM5.5	3/16	STM6
6	TMM6	7/32	TM7*	6	STMM6	7/32	STM7
7	TMM7	1/4	TM8	7	STMM7	1/4	STM8
8	TMM8	9/32	TM9	8	STMM8	9/32	STM9
9	TMM9	5/16	TM10	9	STMM9	5/16	STM10
10	TMM10	11/32	TM11	10	STMM10	11/32	STM11
11	TMM11	3/8	TM12	11	STMM11	3/8	STM12
12	TMM12	7/16	TM14	12	STMM12	7/16	STM14
13	TMM13	1/2	TM16	13	STMM13	1/2	STM16
14	TMM14	9/16	TM18	14	STMM14	9/16	STM18



*Conventional hex

Also Includes:	Stock No.	Description
	T72	Standard Handle
	TMU8B	1/4" Drive Universal Joint
	TMXK2	1/4" Drive 2" Knurled Extension
	TMXK60	1/4" Drive 6" Knurled Extension
	PB99A	Storage Case



134ATMP

134ATMP 34 pc 1/4" Drive 6-Point SAE Shallow/Deep General Service Socket Set
34 Tools, Includes:

	6-Point Shallow Sockets		6-Point Deep Sockets
3/16	TM6*	3/16	STM6
7/32	TM7*	7/32	STM7
1/4	TM8	1/4	STM8
9/32	TM9	9/32	STM9
5/16	TM10	5/16	STM10
11/32	TM11	11/32	STM11
3/8	TM12	3/8	STM12
7/16	TM14	7/16	STM14
1/2	TM16	1/2	STM16
9/16	TM18	9/16	STM18

Also Includes:	Stock No.	Description
	T72	Standard Handle
	TMU8B	1/4" Drive Universal Joint
	TMXK2	1/4" Drive 2" Knurled Extension
	TMXK4	1/4" Drive 4" Knurled Extension
	TMXK60	1/4" Drive 6" Knurled Extension
	SGT4BR	1/4" Drive 6-13/16" Instinct® Soft Grip Standard Shank Driver
	TM10G	1/4" Drive 6" Breaker Bar
	TM61A	1/4" Drive 6" Flexible Extension
	TM77	1/4" Drive 20-Tooth Ratchet Adaptor
	TM82	1/4" Drive 1/4" Flat Tip Short Bit Socket
	TM408	1/4" Drive 8-Point 1/4" Double Square Socket
	TM410	1/4" Drive 8-Point 5/16" Double Square Socket
	TM412	1/4" Drive 8-Point 3/8" Double Square Socket
	TMS70A	1/4" Drive Spinner Ratchet




- Do not use chrome or industrial finish hand tools with impact drivers
- Do not use "cheater bars" on handles
- Read safety precautions on pages W1 to W4

GENERAL SERVICE SETS



114ATMP 14 pc 1/4" Drive 6-point SAE Shallow General Service Socket Set

14 Tools, Includes:


	6-Point Shallow Sockets
3/16	TM6
7/32	TM7
1/4	TM8
9/32	TM9
5/16	TM10
11/32	TM11
3/8	TM12
7/16	TM14
1/2	TM16
9/16	TM18

Also Includes:	Stock No.	Description
	T72	Standard Handle
	TMU8B	1/4" Drive 1-1/8" Friction Ball Universal Joint
	TMXK2	1/4" Drive 2" Knurled Extension
	TMXK4	1/4" Drive 4" Knurled Extension



120DTMPB 20 pc 1/4" Drive 6-Point SAE Shallow General Service Socket Set

20 Tools, Includes:

	6-Point Shallow Sockets
3/16	TM6
7/32	TM7
1/4	TM8
9/32	TM9
5/16	TM10
11/32	TM11
3/8	TM12
7/16	TM14
1/2	TM16
9/16	TM18

Also Includes:	Stock No.	Description
	TM4CSA	1/4" Drive 6" Standard Shank Driver
	TM10G	1/4" Drive 6" Breaker Bar
	TM408	1/4" Drive 8-Point 1/4" Double Square Socket
	TM410	1/4" Drive 8-Point 5/16" Double Square Socket
	TM412	1/4" Drive 8-Point 3/8" Double Square Socket
	T72	Standard Handle
	TMU8B	1/4" Drive 1-1/8" Friction Ball Universal Joint
	TMXK2	1/4" Drive 2" Knurled Extension
	TMXK4	1/4" Drive 4" Knurled Extension
	TMXK60	1/4" Drive 6" Knurled Extension

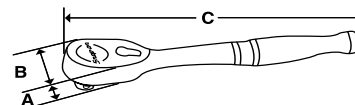
RATCHETS, HANDLES AND ACCESSORIES (Blue-Point®)



BPRTR936



BPRTR936SG



Quick-Release Ratchets (Blue-Point®) (1/4")

Stock No.	Description	Gear Teeth	Gear Action	A	B	C	Ratchet Service Kit
BPRTR936	1/4" Drive Standard Handle Quick-Release Ratchet (Blue-Point®)	36	10°	15/32	31/32	5-5/8	RKRBPRTR936
BPRTR936SG	1/4" Drive Soft Grip Handle Quick-Release Ratchet (Blue-Point®)	36	10°	15/32	31/32	5-5/8	RKRBPRTR936

ASME®/ANSI® B107.10

BPR703 3 pc Standard Handle Quick-Release Ratchet Set (Blue-Point®)

- 1/4" Drive BPRTR936, 3/8" Drive BPRFR938 and 1/2" Drive BPRSR940 Ratchets (3 pc) in a storage tray

BPRTR936SG 1/4" Drive Soft Grip Handle Quick-Release Ratchet (Blue-Point®)

- Quick-release button for rapid socket/accessory changes, even with greasy or oily hands
- Corrosion-resistant bi-mold cushion grips for improved comfort and performance
- Chrome finish for easy clean up

RATCHETS, HANDLES AND ACCESSORIES (Blue-Point®)



Ratchet Spinner (Blue-Point®) (1/4")

Stock No.	Square Drive, inches	Description	A	B
FSDR‡	1/4 Male to 1/4 Female	1/4" External Drive/1/4" Internal Square Drive Finger Ratchet (Blue-Point®)	1-1/8	1-7/16
FSD14‡	3/8 Male to 1/4 Female	3/8" Drive Male to 1/4" Drive Female Spinner Adaptor (Blue-Point®)	1	1-1/2
FSD38‡	1/4 Male to 3/8 Female	1/4" Drive Male to 3/8" Drive Female Spinner Adaptor (Blue-Point®)	1	1-1/2
FSDR1‡	3/4 Male to 1/4 Female	3/8" External Drive/1/4" Internal Square Drive Finger Ratchet (Blue-Point®)	1-1/8	1-7/16
BLPSD14	3/8 Male to 1/4 Female	1/4" Drive Ratchet Spinner (Blue-Point®)	7/8	27/32

ASME®/ANSI® B107.10

FSD3KT‡ 3 pc Spinner Adaptor Set (Blue-Point®)

- Includes FSD14 (3/8 male to 1/4 female), FSD38 (1/4 male to 3/8 female) and FSD1 (3/8 male to 3/8 male)

FSDR‡ 1/4" External Drive/1/4" Internal Square Drive Finger Ratchet (Blue-Point®)

- Reversible finger ratchet; small size works great for extremely tight areas
- Aluminum knurled outer ring for sure grip
- 1/4" drive on one side and 1/4" hex drive on other side

Breaker Bars (Blue-Point®) (1/4")



Stock No.	Description	A	B	C
BLPBB146	1/4" Drive 6" Breaker Bar	5/8	6	3/8



BLPCGHD146

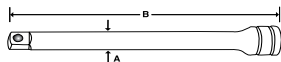
Handled Drivers (Blue-Point®)

Stock No.	Length, inches	Blade Length, inches	Shank Dia., inches	Square Drive, inches
BLPCGHD146	6	2-1/2	5/16	1/4



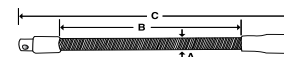
BLPTXK1.5

Knurled Extensions (Blue-Point®)



Stock No.	B
BLPTXK1.5	1-9/16
BLPTXK2	2-3/32
BLPTXK3	2-15/16
BLPTXK4	4
BLPTXK6	6

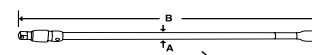
Flexible Extensions (Blue-Point®)



Stock No.	A	B	C
BLPEXTF146	5/16	3-5/8	6



103TMXLBP



Locking Extensions, Chrome (Blue-Point®)

Set Contains:

Stock No.	B	Set Contains:
TMXLBP4	4	•
TMXLBP6	6	•
TMXLBP10	10	•

Set shown includes storage tray.

Extra-Long Locking Extensions (Blue-Point®)

1/4" Drive 12" Extra-Long Locking Extension (Blue-Point®)

- Smooth, durable chrome finish
- Made from tough 6130 steel
- Secure socket retention
- Do not use with power or impact tools

Stock No.	Length, inches	Square Drive, inches
BLPEXTL1412	12	1/4
BLPEXTL1418	18	1/4
BLPEXTL1424	24	1/4



BLPEXTL1412

BLPEXTL1418

BLPEXTL1424

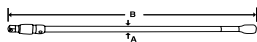


- Do not use chrome or industrial finish hand tools with impact drivers
- ‡These products can expose you to chemicals which are known to the state of California to cause cancer and reproductive harm. See pages 906-907 for details.
- Read safety precautions on pages W1 to W4

RATCHETS, HANDLES AND ACCESSORIES (Blue-Point®)



YA515A



Set Screw Locking Extensions (Blue-Point®)

Stock No.	Finish	A	B
YA515A	Chrome	1/2	1-11/16

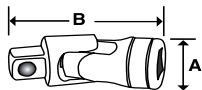
YA515A 1/4" Drive 1-11/16" Set Screw

Locking Extension (Blue-Point®)

- Allows easy and secure tool stacking
- Securely connects breaker bar, extensions and ratchets to socket and socket drivers for overhead work
- Sliding sleeve for easy removal



BLPUJ14



Universal Joints, Chrome (Blue-Point®)

Stock No.	A	B
BLPUJ14	5/8	1-1/2



T9TURBO

Turbo T-Handle Speed Drivers (Blue-Point®)

Stock No.	Description	Handle Type
T9TURBO	1/4" Square Drive	Turbo T-Handle
TH10TURBO	1/4" Hex	Turbo T-Handle

TURBOT103 3 pc 1/4" Drive Turbo T-Handle Set (Blue-Point®)

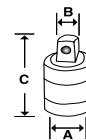
- T9TURBO (1/4" drive), TH10TURBO (1/4" hex) and F11TURBO (3/8" drive)
- Three pieces in storage tray



BLPAFM3814



BLPAFM1438



Square Drive Adaptors (Blue-Point®)

Stock No.	Description	A	B
BLPAFM3814	3/8" Drive Square Drive Adaptor	3/8	1/4
BLPAFM1438	1/4" Drive Square Drive Adaptor	1/4	3/8



BLPSM145



BLPSM149



BLPSM1412



BLPS1414



BLPS14716

Shallow, mm, Chrome (Blue-Point®)

mm	6	Length, mm
4	BLPSM144	24.8
4.5	BLPSM144.5	24.8
5	BLPSM145	24.8
5.5	BLPSM145.5	24.8
6	BLPSM146	24.8
7	BLPSM147	24.8
8	BLPSM148	24.8
9	BLPSM149	24.8
10	BLPSM1410	24.8
11	BLPSM1411	24.8
12	BLPSM1412	24.8
13	BLPSM1413	24.8
14	BLPSM1414	24.8

Shallow, Inches, Chrome (Blue-Point®)

Inches	6	Length, inches
3/16	BLPS14316	1
7/32	BLPS14732	1
1/4	BLPS1414	1
9/32	BLPS14932	1
5/16	BLPS14516	1
11/32	BLPS141132	1
3/8"	BLPS1438	1
7/16	BLPS14716	1
1/2	BLPS1412	1
9/16	BLPS14916	1
5/8	BLPS1458	1

SOCKETS (Blue-Point®)

1/4" DRIVE TOOLS



BLPLSM145



BLPLSM1412



BLPLS1414



BLPLS1412

Deep, mm, Chrome (Blue-Point®)

mm	6	Length, mm
4	BLPLSM144	50
5	BLPLSM145	50
6	BLPLSM146	50
7	BLPLSM147	50
8	BLPLSM148	50
9	BLPLSM149	50
10	BLPLSM1410	50
11	BLPLSM1411	50
12	BLPLSM1412	50
13	BLPLSM1413	50
14	BLPLSM1414	50

Deep, Inches, Chrome (Blue-Point®)

	6	Length, inches
3/16	BLPLS14316	1-31/32
7/32	BLPLS14732	1-31/32
1/4	BLPLS1414	1-31/32
9/32	BLPLS14932	1-31/32
5/16	BLPLS14516	1-31/32
11/32	BLPLS141132	1-31/32
3/8"	BLPLS1438	1-31/32
7/16	BLPLS14716	1-31/32
1/2	BLPLS1412	1-31/32
9/16	BLPLS14916	1-31/32
5/8	BLPLS1458	1-31/32

8-Point, Inches, Chrome (Blue-Point®)

	8	Length, inches
1/4	BLPS81414	1
3/8"	BLPS81438	1
5/16	BLPS814516	1



BLPS81414



122TSTY

Twist Impact, inches/mm

#	Stock No.	Length, inches (mm)	Set Contains:
4.50 mm	TSTY45	1 (25.4)	•
4.75 mm and 3/16"	TSTY47	1 (25.4)	•
5.00 mm	TSTY50	1 (25.4)	•
5.25 mm	TSTY52	1 (25.4)	•
5.50 mm	TSTY55	1 (25.4)	•
5.75 mm	TSTY57	1 (25.4)	•
6.00 mm	TSTY60	1 (25.4)	•
6.25 mm and 1/4"	TSTY62	1 (25.4)	•
6.50 mm	TSTY65	1 (25.4)	•
6.75 mm	TSTY67	1 (25.4)	•
7.00 mm	TSTY70	1 (25.4)	•
7.25 mm and 9/32"	TSTY72	1 (25.4)	•
7.50 mm	TSTY75	1 (25.4)	•
7.75 mm	TSTY77	1 (25.4)	•
8.00 mm and 5/16"	TSTY80	1 (25.4)	•
8.25 mm	TSTY82	1 (25.4)	•
8.50 mm	TSTY85	1 (25.4)	•
8.75 mm and 11/32"	TSTY87	1 (25.4)	•
9.00 mm	TSTY90	1 (25.4)	•
9.25 mm	TSTY92	1 (25.4)	•
9.50 mm and 3/8"	TSTY95	1 (25.4)	•
10.00 mm	TSTY100	1 (25.4)	•

Set Contains:

122TSTY



TSTY70



• Do not use chrome or industrial finish hand tools with impact drivers
 • Read safety precautions on pages W1 to W4

TORX® SOCKETS (Blue-Point®)



BLPTE144

TORX®/External, Chrome (Blue-Point®)

#	Stock No.	Length, inches
E4	BLPTE144	1
E5	BLPTE145	1
E6	BLPTE146	1
E7	BLPTE147	1
E8	BLPTE148	1

TORX® BIT SOCKETS (Blue-Point®)



BLPT1410



BLPTL1410

TORX®/Standard (Blue-Point®)

#	Stock No.	A
T6	BLPT146	1-7/16
T7	BLPT147	1-7/16
T8	BLPT148	1-7/16
T9	BLPT149	1-7/16
T10	BLPT1410	1-7/16
T15	BLPT1415	1-7/16
T20	BLPT1420	1-7/16
T25	BLPT1425	1-7/16
T27	BLPT1427	1-7/16
T30	BLPT1430	1-7/16

TORX®/Long (Blue-Point®)

#	Stock No.	A
T6	BLPTL146	3-15/16
T7	BLPTL147	3-15/16
T8	BLPTL148	3-15/16
T9	BLPTL149	3-15/16
T10	BLPTL1410	3-15/16
T15	BLPTL1415	3-15/16
T20	BLPTL1420	3-15/16
T25	BLPTL1425	3-15/16
T27	BLPTL1427	3-15/16
T30	BLPTL1430	3-15/16



BLPTORX1410

★ TORX®/Stubby, Chrome (Blue-Point®) (1/4")

Set Contains:

#	Stock No.	A	
T10	BLPTS1410	3/4	•
T15	BLPTS1415	3/4	•
T20	BLPTS1420	3/4	•
T25	BLPTS1425	3/4	•
T27	BLPTS1427	3/4	•
T30	BLPTS1430	3/4	•
T40	BLPTS1440	3/4	•
T45	BLPTS1445	3/4	•
T50	BLPTS1450	3/4	•

Set shown includes storage tray.

	Stock No.	A	
T47	BLPTS1447	3/4	•

T47 is not a TORX® licensed product.

★ TORX®/Tamper-Resistant, Stubby (Blue-Point®) (1/4")



BLPTS1410TP

#	Stock No.	A
TP8	BLPTS148TP	3/4
TP10	BLPTS1410TP	3/4
TP15	BLPTS1415TP	3/4
TP20	BLPTS1420TP	3/4
TP25	BLPTS1425TP	3/4
TP27	BLPTS1427TP	3/4
TP30	BLPTS1430TP	3/4
TP40	BLPTS1440TP	3/4
TP45	BLPTS1445TP	3/4
TP50	BLPTS1450TP	3/4

TORX® BIT SOCKETS (Blue-Point®)



★ TORX®/Tamper-Resistant, Standard (Blue-Point®) (1/4")

#	Stock No.	A
T6	BLPT146TP	1-7/16
T7	BLPT147TP	1-7/16
T8	BLPT148TP	1-7/16
T9	BLPT149TP	1-7/16
T10	BLPT1410TP	1-7/16
T10	BLPT1440TP	1-7/16
T15	BLPT1415TP	1-7/16
T20	BLPT1420TP	1-7/16
T25	BLPT1425TP	1-7/16
T27	BLPT1427TP	1-7/16
T30	BLPT1430TP	1-7/16



★ TORX®/Tamper-Resistant, Long, Chrome (Blue-Point®) (1/4")

#	Stock No.	A
T6	BLPTL146TP	3-15/16
T7	BLPTL147TP	3-15/16
T8	BLPTL148TP	3-15/16
T9	BLPTL149TP	3-15/16
T10	BLPTL1410TP	3-15/16
T15	BLPTL1415TP	3-15/16
T20	BLPTL1420TP	3-15/16
T25	BLPTL1425TP	3-15/16
T27	BLPTL1427TP	3-15/16
T30	BLPTL1430TP	3-15/16

METRIC HEX BIT SOCKETS (Blue-Point®)



BLPHEXS1418

Hex/Stubby, mm, Chrome (Blue-Point®) (1/4")

mm		A
2	BLPHSM142	19.05
2.5	BLPHSM1425	19.05
3	BLPHSM143	19.05
4	BLPHSM144	19.05
5	BLPHSM145	19.05
6	BLPHSM146	19.05
7	BLPHSM147	19.05
8	BLPHSM148	19.05
9	BLPHSM149	19.05
10	BLPHSM1410	19.05

Set shown includes storage tray.

BLPHEXS1418 18 pc 1/4" Drive SAE/Metric Stubby Hex Bit Socket Set (Blue-Point®)

- Includes (9) SAE Stubby Hex Bit Sockets (3/32–3/8") and (9) Metric Stubby Hex Bit Sockets (2–10 mm)



BLPH124

Hex/Standard, mm, Chrome (Blue-Point®) (1/4")

mm		Length, mm
2.5	BLPH1425	34.9
3	BLPH123	60.3
4	BLPH124	60.3
5	BLPH125	60.3
6	BLPH126	60.3
6	BLPH127	60.3



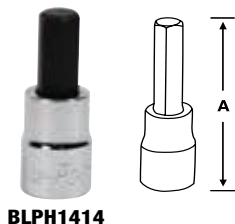
BLPHL144

Hex/Long, mm (Blue-Point®)



mm		Length, mm
4	BLPHL144	100
5	BLPHL145	100
6	BLPHL146	100

HEX BIT SOCKETS (Blue-Point®)

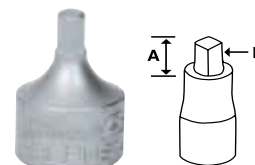
Hex/Standard, Inches, Chrome (Blue-Point®) (1/4")





BLPH1414

		A
1/8	BLPH1418	1-7/16
9/64	BLPH14964	1-7/16
5/32	BLPH14532	1-7/16
3/16	BLPH14316	1-7/16
7/32	BLPH14732	1-7/16
1/4	BLPH1414	1-7/16
5/16	BLPH14516	1-7/16

Hex/Stubby, Inches, Chrome (Blue-Point®) (1/4")





BLPHS1414

		A
5/64	BLPHS14564	3/4
3/32	BLPHS14332	3/4
7/64	BLPHS14764	3/4
1/8	BLPHS1418	3/4
5/32	BLPHS14532	3/4
3/16	BLPHS14316	3/4
7/32	BLPHS14732	3/4
1/4	BLPHS1414	3/4
5/16	BLPHS14516	3/4
3/8	BLPHS1438	3/4



BLPHL14532

Hex/Long, inches (Blue-Point®)

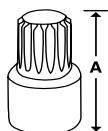
		Length, inches
1/8	BLPHL1418	3-15/16
3/16	BLPHL14316	3-15/16
5/32	BLPHL14532	3-15/16


TRIPLE SQUARE BIT SOCKETS (Blue-Point®)

Triple Square/Stubby, XZN, Chrome (Blue-Point®) (1/4")



BLPXZN146



	Stock No.	A
4	BLPXZN144	27
5	BLPXZN145	27
6	BLPXZN146	27
8	BLPXZN148	27
10	BLPXZN1410	27
12	BLPXZN1412	27

POZIDRIV® BIT SOCKETS (Blue-Point®)

Pozidriv®/Standard, Chrome (Blue-Point®) (1/4")

1/4" Drive Pozidriv® #0 Standard Socket Driver (Blue-Point®)

- Manufactured from high-grade steel alloy
- Features a lifetime warranty and exceeds ANSI standards
- All Blue-Point® socket drivers are fully warranted; no need to replace bits




BLPPD140

Size	Stock No.	A
#0	BLPPD140	1-27/32
#1	BLPPD141	1-27/32
#2	BLPPD142	1-27/32
#3	BLPPD143	1-27/32

FLAT TIP BIT SOCKETS (Blue-Point®)

1/4" DRIVE TOOLS

— Flat Tip/Standard, Chrome (Blue-Point®) (1/4")

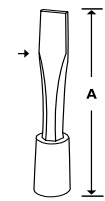
		Stock No.	A
Standard Length	5/32	BLPFT14532	1-7/16
	7/32	BLPFT14732	1-7/16
	9/32	BLPFT14932	1-7/16
Short	1/4	BLPFS1414	3/4
	3/8	BLPFS1438	3/4



BLPFT14732




BLPFS1414



PHILLIPS® TIP BIT SOCKETS

+ PHILLIPS®/Standard, Chrome (Blue-Point®) (1/4")

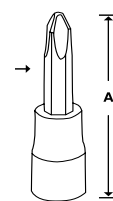
		Stock No.	A
Standard Length	#0	BLPP140	1-7/16
	#1	BLPP141	1-7/16
	#2	BLPP142	1-7/16
	#0	BLPP143	1-7/16
Stubby	#1	BLPPS141	3/4
	#2	BLPPS142	3/4



BLPP140



BLPPS141



HEX BIT SOCKETS

Hex/Stubby, Tamper-Resistant, SAE, Chrome (Blue-Point®) (1/4")

- All drivers have a hole in the driver tip for tamper proof hex fasteners
- Stubby one-piece impact quality drivers
- Satin chrome plated with bold marking for easy identification
- Heavy-gauge vacuum-formed plastic tray
- All stubby hex drivers are 3/4" long with 1/4" square drive
- S2 alloy steel—the strongest, hardest drivers available
- Heat treated to 58-62 RC
- Limited lifetime warranty





BLPTHS1414


Hex/Stubby, Tamper-Resistant, mm, Chrome (Blue-Point®) (1/4")

- All drivers have a hole in the driver tip for tamper-proof hex fasteners
- Stubby one-piece impact quality drivers
- Satin chrome plated with bold marking for easy identification
- Heavy-gauge vacuum-formed plastic tray
- All stubby hex drivers are 3/4" long with 1/4" square drive
- S2 alloy steel—the strongest, hardest drivers available
- Heat treated to 58-62 RC
- Limited lifetime warranty



BLPTHSM1410

		A
1/4	BLPTHS1414	3/4
1/8	BLPTHS1418	3/4
3/16	BLPTHS14316	3/4
3/32	BLPTHS14332	3/4
3/8"	BLPTHS1438	3/4
5/16	BLPTHS14516	3/4
5/32	BLPTHS14532	3/4
7/32	BLPTHS14732	3/4
7/64	BLPTHS14764	3/4

	Stock No.	Length, mm
2	BLPTHSM142	19.05
2.5	BLPTHSM1425	19.05
3	BLPTHSM143	19.05
4	BLPTHSM144	19.05
5	BLPTHSM145	19.05
6	BLPTHSM146	19.05
7	BLPTHSM147	19.05
8	BLPTHSM148	19.05
10	BLPTHSM1410	19.05



- Do not use chrome or industrial finish hand tools with impact drivers
- Read safety precautions on pages W1 to W4

COMBINATION BIT SOCKET SETS (Blue-Point®)



BLPBSS40

Combination Bit Socket Sets (Blue-Point®)

BLPBSS40 40 pc 1/4" Drive Stubby Bit Socket Set (Blue-Point®)

- Includes (10) Metric Bit Sockets (2–10 mm)
- Includes (10) SAE Bit Sockets (5/64–3/8")
- Includes (10) TORX® Tamper-Resistant Bit Sockets (TP8–TP50)
- Includes (6) XZN Triple Square Bit Sockets (XZN4–XZN12)
- Includes (2) PHILLIPS® Bit Sockets (#1 and #2)
- Includes (2) Flat Tip Bit Sockets (1/4 and 3/8")
- Includes storage case



BLPHSSC30

1/2" Combination Bit Socket Sets (Blue-Point®)

BLPHSSC30 30 pc Combination Drive Hex Bit Socket Driver Set (Blue-Point®)

- Includes (30) Hex Bit Socket Drivers in a storage case
- 1/4" drive components include (6) SAE Hex Bit Sockets (1/8–1/4") and (5) Metric Hex Bit Sockets (2.5–6 mm)
- 3/8" drive components include (5) SAE Hex Bit Sockets (7/32–7/16") and (5) Metric Hex Bit Sockets (6–10 mm)
- 1/2" drive components include (4) SAE Hex Bit Sockets (1/2–3/4") and (5) Metric Hex Bit Sockets (10–19 mm)



BLPTSSC43

BLPTSSC43 43 pc Combination Drive TORX® Socket and TORX® Bit Socket Driver Set (Blue-Point®)

- (5) 1/4" Drive External TORX® Sockets (E4–E8)
- (10) Tamper-Resistant TORX® Bit Sockets (T6–T30)
- (10) Tamper-Resistant TORX® Long Bit Sockets (T6–T30)
- (4) 3/8" Drive External TORX® Sockets (E10–E16)
- (3) Tamper-Resistant TORX® Bit Sockets (T40, T45 and T50)
- (3) Tamper-Resistant TORX® Long Bit Sockets (T40, T45 and T50)
- (4) 1/2" Drive External TORX® Sockets (E18–E24)
- (2) Tamper-Resistant TORX® Bit Sockets (T55 and T60)
- (2) Tamper-Resistant TORX® Long Bit Sockets (T55 and T60)
- (1) storage case



BLPTH87

BLPTH87 87 pc TORX® and Hex Bit Socket Driver Set (Blue-Point®)

- Includes (87) TORX® and Hex Bit Socket Drivers (Blue-Point®)
- 1/4" drive components include (5) External TORX® Sockets (E4–E8), (10) TORX® Bit Sockets (T6–T30), (10) Long TORX® Bit Sockets (T6–T30), (5) Metric Hex Bit Sockets (2.5–6 mm), (3) Long Metric Hex Bit Sockets (4–6 mm), (6) Hex Bit Sockets (1/8–1/4") and (3) Long Hex Bit Sockets (1/8–3/16")
- 3/8" drive components include (4) External TORX® Sockets (E10–E16), (3) TORX® Bit Sockets (T40–T50), (3) Long TORX® Bit Sockets (T40–T50), (5) Metric Hex Bit Sockets (6–10 mm), (4) Long Metric Hex Bit Sockets (7–10 mm), (4) Hex Bit Sockets (7/32–3/8") and (4) Long Hex Bit Sockets (7/32–3/8")
- 1/2" drive components include (4) External TORX® Sockets (E18–E24), (2) TORX® Bit Sockets (T55, T60), (2) Long TORX® Bit Sockets (T55, T60), (5) Metric Hex Bit Sockets (10–19 mm) and (5) Hex Bit Sockets (7/16–3/4")

General Service Sets (Blue-Point®)

BLPBTWKIT 25 pc 1/4" Drive Socket/Bit Ratchet Set (Blue-Point®)

- Includes: (10) Metric Shallow Sockets (4–13 mm), (13) assorted Insert Bits, (1) 4" Extension and (1) 6" Ratcheting Bit Driver
- Great set for use on the road or at home, utilizing bits and sockets for the most common fastener applications
- Multifunction ratcheting tool drives both 1/4" sockets and 1/4" insert bits without need to utilize adaptors
- Push-button release holds sockets securely in place
- Low-profile, easy-action reverse lever won't get in the way
- 10° offset box head provides knuckle clearance
- Tough, durable nickel-chrome looks great and cleans up easily
- Compact storage case with foam insert securely holds tools in place and stores great in tight places like glove boxes, saddlebags, etc.



BLPBTWKIT

BLPGSS1427 27 pc 1/4" Drive General Service Set (Blue-Point®)

- Great for use at home or on the road
- Set offers a full range of deep and shallow sockets for the most common fastener applications
- Smallest and most compact general service set offered yet
- Ratchet and Handle Driver both available for a variety of jobs
- Compact case fits in shallow Snap-on® toolbox drawer
- (11) SAE (3/16"–5/8") 6-point Shallow Sockets
- (11) SAE (3/16–9/16") 6-point Deep Sockets
- (3) ratchet/socket accessories
- Quick-Release Ratchet
- Spinner Handle

BLPGSS1427PB Case for BLPGSS1427 (Blue-Point®)



BLPGSS1427

BLPGSS1438 38 pc 1/4" Drive SAE/Metric General Service Socket Set (Blue-Point®)

- Includes (11) SAE (3/16–5/8") (11) Metric (4–14 mm) 6-point Shallow Sockets, (4) SAE Hex Bit Sockets (9/64, 3/16, 7/32 and 1/4"), (3) Flat Tip Bit Sockets (5/32, 3/16 and 1/4"), (2) PHILLIPS® Tip Bit Sockets (#1 and #2), (5) ratchet/socket accessories, Quick-Release Ratchet and Spinner Handle

BLPGSS1438PB Case for BLPGSS1438 (Blue-Point®)



BLPGSS1438

BLPGSSM1427 27 pc 1/4" Drive Metric General Service Set (Blue-Point®)

- Great for use at home or on the road
- Set offers a full range of deep and shallow sockets for the most common fastener applications
- Smallest and most compact general service set offered yet
- Ratchet and Handle Driver both available for a variety of jobs
- Compact case fits in shallow Snap-on® toolbox drawer
- Includes: (11) Metric (4–14 mm) 6-point Shallow Sockets, (11) Metric (4–14 mm) 6-point Deep Sockets, (3) ratchet/socket accessories, Quick-Release Ratchet, Spinner Handle and BLPGSSM1427PB storage case

BLPGSSM1427B Case for BLPGSSM1427 General Service Set (Blue-Point®)

- Replacement Case



BLPGSSM1427



- Do not use chrome or industrial finish hand tools with impact drivers
- Read safety precautions on pages W1 to W4

GENERAL SERVICE SETS (Blue-Point®)



BLPGSS1451A



BLPGSS1462



BLPGSSC155



BLPGSSC100B

General Service Sets (Blue-Point®)

BLPGSS1451A 51 pc 1/4" Drive SAE/Metric

General Service Socket Set (Blue-Point®)

- Includes (10) SAE (3/16–9/16"), (13) Metric (4–14 mm) standard sockets, (3) SAE (1/4, 5/16 and 3/8") 6-point Sockets, (6) TORX® Bit Sockets (T8–T27), (6) SAE Hex Bit Sockets (1/8–5/16"), (3) Flat Tip Bit Sockets (5/32, 7/32 and 9/32"), (3) PHILLIPS® Bit Sockets (#0, #1 and #2), (6) ratchet/socket accessories and Ratchet
- Includes storage case

BLPGSS1462 62 pc 1/4" Drive SAE and Metric

General Service Set (Blue-Point®)

- Small and compact general service set is great for use at home or on the road
- Full range of deep and shallow sockets for the most common fastener applications
- Ratchet and Handle Driver both available for a variety of jobs
- Set includes: (11) SAE (3/16–5/8") and (11) Metric (4–14 mm) Standard Sockets, (11) SAE (3/16–5/8") and (11) Metric (4–14 mm) Deep Sockets, (1) Bit Holder, (4) Hex Bits (9/64, 3/16, 7/32, 1/4"), (3) Flat Tip Bits (5/32, 3/16, 1/4"), (2) PHILLIPS® Bits (#1, #2), (7) Ratchet/Socket Accessories, (1) Ratchet
- Removable foam divider doubles as a kneeling pad
- Steel reinforced hinges on storage case
- Tools are made of high-grade steel alloy, feature a lifetime warranty and exceed ANSI standards

BLPGSS1462PB Storage Case (Blue-Point®)

- Storage case for BLPGSS1462 general service set

BLPGSSC155 155 pc Combination Drive SAE/Metric

General Service Set (Blue-Point®)

- Includes (1/4" drive): (10) SAE (3/16–9/16") and (13) Metric (4–14 mm) Standard Sockets, (10) SAE (3/16–9/16") and (11) Metric (4–14 mm) Deep Sockets, (20) Assorted 1/4" Hex Bits with Bit Holder, (5) Ratchet/Socket Accessories, (1) Quick Release Ratchet
- Includes (3/8" Drive) (13) SAE (1/4–1") and (19) Metric (6–24 mm) Standard Sockets, (11) SAE (3/8–1") and (15) Metric (10–24 mm) Deep Sockets, (11) External TORX® Sockets (E4–E20), (2) Spark Plug Sockets (5/8, 13/16") (3) Metric Hex Socket Drivers (7, 8 and 10 mm), (4) Tamper-Resistant TORX® Socket Drivers (T40, T45, T50, T55), (5) ratchet/socket accessories, (1) Quick-Release Ratchet, (1) Spinner Handle
- Durable storage case
- Removable foam divider that doubles as a kneeling pad
- Double-injected slip-resistant Santoprene handles
- Steel reinforced hinges on storage case
- Tools are made of high-grade steel alloy, feature a lifetime warranty and exceed ANSI standards

BLPGSSC155PB Storage Case (Blue-Point®)

- Storage case for BLPGSSC100 general service set

BLPGSSC100B 100 pc 3/8" Drive SAE/Metric

General Service Set (Blue-Point®)

- Set covers most popular sizes of wrenches and sockets
- Tools have been newly designed and meet Snap-on® tool standards of quality
- High-quality chrome plating looks great and provides a durable, easy-to-clean finish
- Durable blow-molded case
- Removable foam divider doubles as a kneeling pad
- Lifetime warranty
- Set includes (23) SAE and Metric 1/4" Drive Standard Depth Sockets, (32) SAE and Metric 3/8" Drive Sockets, (11) External TORX® Sockets, (19) SAE and Metric Combination Wrenches, (7) 1/4" Drive and (8) 3/8" Drive accessories



TALK ABOUT A JACK-OF-ALL-TRADES, OUR 3/8" DRIVE TOOLS ARE VERSATILE ENOUGH TO HANDLE MOST ANY APPLICATION. POWERFUL AND DURABLE ENOUGH TOO, THANKS TO UNCOMPROMISING ENGINEERING AND MANUFACTURING.

**THEY WORK
BETTER
BECAUSE
THEY'RE MADE
BETTER.**

Snap-on® ratchets are made from our proprietary alloy steel and feature precision-crafted gears, springs and pawls. Dual 80° Technology arms you with an 80-tooth gear for more power in less space, while a compact ratchet head and smaller ratcheting arc provide smoother movement and torque transfer. And our industry-leading Flank Drive® sockets deliver exclusive advantages like up to 20% more torque, reduced slippage, and thin wall design for better accessibility. Our FDX® sockets even boast up to 50% more turning power on damaged fasteners.

3/8" DRIVE TOOLS

RATCHETS

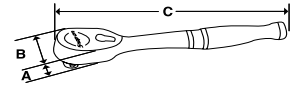


Dual 80® Technology Ratchets (3/8")

Stop, Turn and Listen. A smoother, stronger ratchet. Try them to believe them.

Dual 80® Technology Ratchets Feature:

- 80-tooth gear
- Seven teeth in contact with gear to provide strength and durability



Stock No.	Description	Gear Teeth	Swing Arc	A	B	C	Repair Kit	Replacement Cover Plate	Joint Repair Kit	Replacement Grip	Locking Mechanism Repair Kit
FK80***	Stubby Handle Ratchet	80	4.5	9/16	1-1/4	4-3/16	RKRF80	F80-2	—	—	—
F80	Standard Handle Ratchet	80	4.5	9/16	1-1/4	7-7/16	RKRF80	F80-2	—	—	—
GF80	Standard Industrial Handle Ratchet	80	4.5	9/16	1-1/4	7-7/16	RKRF80	F80-2	—	—	—
FL80	Long Handle Ratchet	80	4.5	9/16	1-1/4	10-5/16	RKRF80	F80-2	—	—	—
FLL80	Extra-Long Handle Ratchet	80	4.5	9/16	1-1/4	17-1/2	RKRF80	F80-2	—	—	—
FKF80A*	Stubby Handle Flex Head Ratchet	80	4.5	9/16	1-1/4	4-3/4	RKRF80	F80-2	RKRFLF80AJT	—	—
FF80A*	Standard Handle Flex Head Ratchet	80	4.5	9/16	1-1/4	8-3/8	RKRF80	F80-2	RKRFLF80AJT	—	—
FBF80A*	Standard Bent Handle Flex Head Ratchet	80	4.5	9/16	1-1/4	11-1/4	RKRF80	F80-2	RKRFLF80AJT	—	—
FLF80A	Long Handle Flex Head Ratchet	80	4.5	9/16	1-1/4	11-1/2	RKRF80	F80-2	RKRFLF80AJT	—	—
FLLF80	Extra-Long Handle Flex Head Ratchet	80	4.5	11/16	1-3/4	18	RKRFLF80	F80-2	RKRFLF80AJT	—	—
FSLF80	Speeder Handle Flex Head	80	4.5	9/16	1-1/4	13-1/2	RKRF80	F80-2	RKRFLF80AJT	—	—
FX80A**	Standard Handle Locking Flex Head Ratchet	80	4.5	9/16	1-1/4	11-1/2	RKRF80	F80-2	RKRFLF80AJT	—	RKRFX936ALM
F80MP	Multi-Position Head Ratchet	80	4.5	9/16	1-1/4	11	RKRF80	F80-2	—	—	—

ASME®/ANSI® B107.10

*Uses RKRF841JT Flex Joint Repair Kit

**Uses RKRF841JT Flex Joint Repair Kit and RKRFX936ALM Locking Mechanism Repair Kit

***ASME®/ANSI® B107.10 with exception of the length

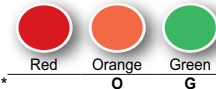


Dual 80® Technology Soft Grip Handle Ratchets, Chrome (3/8")

- **LOW HEIGHT:** Snap-on® sockets and ratchets together have the lowest height on the market; improved accessibility in constrained spaces
- **FLEXIBLE:** Screw-style joint design; repairable, adjustable, maximizes joint strength
- **DURABLE:** Made with special alloy steel; nickel-chrome plated; corrosion-resistance and strength for longer life
- **LEVERAGE:** Long contoured handle; comfortable with increased leverage
- **LASTING:** Sealed head; keeps dirt out and lubricants in; longer life
- **DUAL 80® TECHNOLOGY:** Dual pawls and 80-tooth gear; smaller ratcheting arc and more power in less lateral space
- **ACCESSIBILITY:** 80-tooth gear; 25% less ratcheting arc; requires less arc to engage the next gear tooth; gets into tight spaces
- **POWERFUL:** Dual pawls; seven teeth in contact with the gears; smooth and powerful turning force



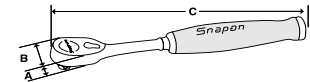
Colors Available



ADD SUFFIX TO STOCK NUMBER FOR SPECIAL COLORS

3/8" Drive Dual 80® Technology Soft Grip Standard Handle Ratchet

- 9-9/16" length
- Seven teeth in contact with gear to provide strength and durability
- Dual 80® Technology ratchet has 25% less ratcheting arc than our closest competitor and requires the least amount of arc to engage the next gear tooth
- Sealed head keeps dirt and other contaminants out of the head mechanism



Stock No.	Description	Gear Teeth	Swing Arc	A	B	C	Repair Kit	Replacement Cover Plate	Joint Repair Kit	Replacement Grip	Locking Mechanism Repair Kit
FH80*	Standard Red Soft Grip Handle Ratchet	80	4.5	9/16	1-1/4	9-1/2	RKRF80	F80-2	—	FH936-12	—
FHL80*	Long Soft Grip Handle	80	4.5	9/16	1-1/4	12-1/2	RKRF80	F80-2	—	FH936-12	—
FHLL80*	Extra-Long Soft Grip Handle	80	4.5	9/16	1-1/4	18-3/4	RKRF80	F80-2	—	FH936-12	—
FHF80A*†	Standard Red Soft Grip Handle Flex Head Ratchet	80	4.5	9/16	1-1/4	10-3/8	RKRF80	F80-2	RKRFLF80AJT	FH80-12	—
FHBF80A*	Standard Bent Red Soft Grip Handle Flex Head Ratchet	80	4.5	9/16	1-1/4	13-3/8	RKRF80	F80-2	RKRFLF80AJT	—	—
FHOF80A*†	Standard Offset Red Soft Grip Handle Flex Head Ratchet	80	4.5	9/16	1-1/4	9-15/16	RKRF80	F80-2	RKRFLF80AJT	FH80-12	—
FHLF80A*	Long Soft Grip Handle Flex Head	80	4.5	9/16	1-1/4	13-11/16	RKRF80	F80-2	RKRFLF80AJT	FH936-12	—
FHLLF80*	Extra-Long Soft Grip Handle Flex-Head Quick-Release	80	4.5	11/16	1-3/4	19-1/2	RKRFLLF80	F80-2	RKRFLF80AJT	FH936-12	—
FHX80A*†	Standard Red Soft Grip Handle Locking Flex Head Ratchet	80	4.5	9/16	1-1/4	11-15/16	RKRF80	F80-2	RKRFLF80AJT	FH80-12	RKRFX936ALM
FH80MP†	Multi-Position Head Ratchet	80	4.5	9/16	1-1/4	12-1/4	RKRF80	F80-2	—	FH80-12	—

ASME®/ANSI® B107.10

*†FH80-12 3/8" Drive Soft Grip Replacement Handle



- Do not use "cheater bars" on handles
- Read safety precautions on pages W1 to W4

RATCHETS



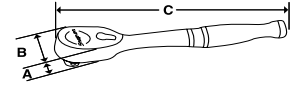
FC72



FCF72

Dual 80® Technology Compact Head Ratchets (3/8")

- Compact head design offers greater accessibility
- Swivel head ratchets provide a variety of ratcheting positions



Stock No.	Description	Gear Teeth	Swing Arc	A	B	C	Repair Kit
FC72	Compact Head Ratchet	72	5	7/16	15/16	4-7/16	RKRFC72
FCF72	Compact Flex Head Ratchet	72	5	7/16	15/16	6-1/4	RKRFC72

ASME®/ANSI® B107.10



FR80



FRLL80



FRSLF80



FHR80



FHRLF80A



FRLF80A



FRX80A



FHRX80A

Quick-Release Ratchets (3/8")


3/8" Drive Dual 80® Technology Soft Grip Standard Handle Quick-Release Ratchet

- 80-tooth gear for 4.5° of swing arc
- Seven teeth in contact with gear to provide strength and durability
- Quick-release has a positive locking feature to hold socket securely in place when needed and push button for easy removal
- Sealed head keeps dirt and other contaminants out of the head mechanism
- Contoured handle for comfort and control

Stock No.	Description	Gear Teeth	Swing Arc	A	B	C	Repair Kit	Replacement Cover Plate	Joint Repair Kit	Replacement Grip	Locking Mechanism Repair Kit
FR80	Standard Handle Quick-Release	80	4.5	9/16	1-1/4	7-7/16	RKRFR80	F80-2	—	—	—
FRLL80	Extra-Long Handle Quick-Release Ratchet	80	4.5	9/16	1-1/4	17-1/2	RKRFR80	F80-2	—	—	—
FRSLF80	3/8" Drive Dual 80® Technology Speeder Handle Flex-Head Quick Release Ratchet	80	4.5	5/8	1-1/4	13-3/4	RKRFRLLF80	F80-2	RKRFLF80AJT	—	—
FRLF80A	Long Handle Quick-Release Flex Head	80	4.5	9/16	1-1/4	11-1/2	RKRFR80	F80-2	RKRFLF80AJT	—	—
FHR80*	Standard Soft Grip Handle Quick-Release	80	4.5	9/16	1-1/4	9-9/16	RKRFR80	F80-2	—	FH80-12	—
FHRLF80A*	Long Soft Grip Handle Quick-Release Flex Head	80	4.5	9/16	1-1/4	13-11/16	RKRFR80	F80-2	RKRFLF80AJT	FH80-12	—
FRX80A	Standard Handle Quick-Release Locking Flex Head	80	4.5	9/16	1-1/4	11-3/8	RKRFR80	F80-2	RKRFLF80AJT	—	RKRFX936ALM
FHRX80A*	Standard Soft Grip Handle Quick-Release Locking Flex Head	80	4.5	9/16	1-1/4	11-15/16	RKRFR80	F80-2	RKRFLF80AJT	FH80-12	RKRFX936ALM

ASME®/ANSI® B107.10
FH936-12 Soft Grip Replacement Handle


Colors Available



ADD SUFFIX TO STOCK NUMBER FOR SPECIAL COLORS




FHCNF72



FHNH100



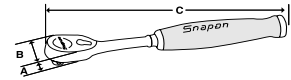
FN100



FNF100



FZERO



Round Head Ratchets, Chrome (3/8")

Snap-on® Round Head Ratchets feature up to 100 teeth to achieve the lowest possible swing arc. Slim design is perfect for the tightest of space constraints.

Stock No.	Description	Gear Teeth	Swing Arc	A	B	C	Repair Kit
FHCNF72*	Compact Round Head Soft Grip Swivel	72	5	7/16	1-1/4	6-7/8	RKRFHCNF72
FHNH100*	Red Soft Grip Swivel Head Ratchet	100	3.6	11/16	1-3/4	12-1/2	RKRFHNH100
FN100	Round Head Ratchet	100	3.6	11/16	1-3/4	7-7/8	RKRFHNH100
FNF100	Round Swivel Head Ratchet	100	3.6	11/16	1-3/4	10-1/4	RKRFHNH100
FZERO	Standard Gearless Round Head Ratchet	Zero	0	5/8	1-1/2	7-1/2	RKRFZERO

ASME®/ANSI® B107.10

*FH936-12 Soft Grip Replacement Handle

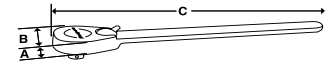
Colors Available



ADD SUFFIX TO STOCK NUMBER FOR SPECIAL COLORS



RAF80A



Low-Profile Ratchet (3/8")

Dial 80® Technology Low-Profile Ratchet

- Square drive design works with low-profile sockets to access restricted clearance without loss of strength
- Use with standard 3/8" drive sockets or other attachments
- Thin handle cross section allows for increased accessibility in tight quarters

- Dual 80® Technology requires less arc to engage the next gear tooth
- Seven teeth in contact with gear to provide strength and durability

Stock No.	Description	Gear Teeth	Swing Arc	A	B	C	Repair Kit
RAF80A	Low-Profile Ratchet	80	4.5	7/16	1-1/4	7-1/2	RKRRAF80

ASME®/ANSI® B107.10

FH936-12 Soft Grip Replacement Handle



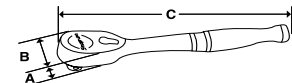
F80FOD



GF80FOD



GFL80FOD



FOD Ratchets (Foreign Object Damage) (3/8")

- For aviation and other critical applications where Foreign Object Damage prevention is crucial for success
- Designed to have the lowest profile and work with the shortest swing arc, providing better access to restricted areas

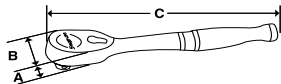
Stock No.	Description	Gear Teeth	Swing Arc	A	B	C
F80FOD	Standard Handle Foreign Object Damage Ratchet	80	4.5	9/16	1-1/4	7-7/16
GF80FOD	Industrial Handle Foreign Object Damage Ratchet	80	4.5	9/16	1-1/4	7-7/16
GFL80FOD	Long Industrial Handle Foreign Object Damage Ratchet	80	4.5	9/16	1-1/4	10-5/16

ASME®/ANSI® B107.10



- Do not use "cheater bars" on handles
- Read safety precautions on pages W1 to W4

RATCHETS



FCY72

Hi-Lok® Fastener Ratchet (3/8")

3/8" Drive Dual 80® Technology Hi-Lok® Compact Head Ratchet

- Dual 80® Ratchet Technology features dual-pawls and a 72-tooth gear providing for more power in less lateral space
- Six teeth in full contact with gear to provide strength and durability
- A mere 5° ratcheting arc
- Sealed head helps keep dirt and other contaminants out of the head mechanism
- For use with standard or Hi-Lok® sockets

Stock No.	Description	Gear Teeth	Swing Arc	A	B	C	Repair Kit
FCY72	Hi-Lok® Compact Head Ratchet	72	5	7/16	15/16	4-5/8	RKRCFY72



FZ936A



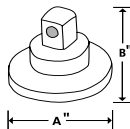
PALMRAT

Specialty Ratchets (3/8")

Stock No.	Description	Gear Teeth	Swing Arc	A	B	C	Repair Kit
FZ936A	Multi-Purpose Special Application Ratchet	36	10	5/8	1-3/16	3-1/4	RKRF936
PALMRAT	Palm Style Special Application Ratchet	20	18	1-3/16	—	2-5/8	RKRPALMRAT



FRS70A



Ratchet Spinners (3/8")

Stock No.	Description	A	B
FRS70A	Spinner Ratchet	1-1/4	1-9/32

ASME®/ANSI® B107.10



FSDR1

Ratchet Spinner (Blue-Point®) (3/8")

Stock No.	Description	A	B
FSDR1†	3/8" External Drive/1/4" Internal Square Drive Finger Ratchet	1-1/8	1-7/16

B107-10M-2005

BREAKER BARS



F10LD



F12LB



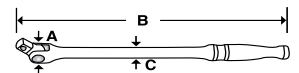
F18LA



FHBB12A



FHBB18A



Breaker Bars, Chrome (3/8")

Stock No.	Description	A	B	C	Repair Kit
F10LD†	3/8" Drive Breaker Bar	13/16	9-9/16	1/2	RKBB2A
F12LB†	3/8" Drive 11-9/16" Long Handle Breaker Bar	13/16	11-9/16	1/2	RKBB2A
F18LA	3/8" Drive 18" Extra-Long Handle Breaker Bar	7/8	18	1/2	RKBB2A
FHBB12A**	3/8" Drive 13" Soft Grip Handle Breaker Bar	13/16	13	1/2	RKBB2A
FHBB18A*	3/8" Drive 17-1/2" Soft Grip Extra-Long Handle Breaker Bar	7/8	17-1/2	1/2	RKBB2A

*ASME®/ANSI® B107.10

Colors Available




ADD SUFFIX TO STOCK NUMBER FOR SPECIAL COLORS

SPEEDERS

Speeders, Chrome

Stock No.	A	B	C	D
F4LB*	13/32	7-7/8	3-1/2	17-27/32
F4LBK*	13/32	7-7/8	3-1/2	16-5/8
FSLF80	9/16	4-7/8	1-7/8	11-9/16

*Speeder with knob



Sliding T-Handles, Chrome

Stock No.	A	B	C
F5L	3/4	13/32	8



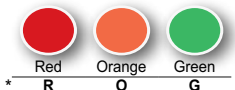
DRIVE HANDLES

Handled Drivers, Chrome

Stock No.	A	B	C
F40B	1/2	1	5-5/16
SGF50CR*	1/2	5	10-7/16

*Instinct® Handle

Colors Available



ADD SUFFIX TO STOCK NUMBER FOR SPECIAL COLORS



Extensions/Knurled

Knurled Extensions feature:

- Chamfered drive ends for easy engagement
- Small diameter shank for maximum accessibility
- Cold formed for robust performance and made from a single piece of steel
- Knurled shaft provides fingertip control

Stock No.	Industrial Stock No.	A	B	Set Contains:		
				206AFX	206AFXMBR**	206AFX
FX1*	GFX1	1/2	1-1/2	•	•	•
FX2	—	31/64	2			
FXK3	GFXK3	13/32	3	•	•	•
FXK4	—	13/32	4	•	•	•
FXK6	GFXK6	13/32	6	•	•	•
FXK8	GFXK8	13/32	8	•	•	•
FXK11	GFXK11	13/32	11	•	•	•
FX18*	—	1/2	18	•		
FX24A*	—	1/2	24	•		
FX36*	—	1/2	36			


*Not knurled

**Includes foam tray

Sets do not include industrial part number.

Sets include storage tray.

EXTENSIONS



- Do not use "cheater bars" on handles
- Do not use chrome or industrial finish hand tools with impact drivers
- †These products can expose you to chemicals which are known to the state of California to cause cancer and reproductive harm. See pages 906-907 for details.
- Read safety precautions on pages W1 to W4

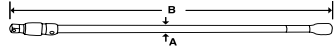
EXTENSIONS

Extensions/Locking, Chrome

- Release socket from extension quickly and easily
- Knurling at drive end provides easy fingertip turning

Set Contains:

204FXKLA



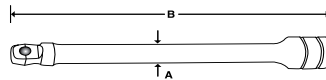
Stock No.	A	B	
FXKL3A	1/2	3	•
FXKL6A	1/2	6	•
FXKL8A	1/2	8	
FXKL11A	1/2	11	•
FXKL12A	1/2	12	
FXKL24A	1/2	24	•

FXKLP Locking pins for FXKL Series Extensions; 5-pk.
FXKLRK Repair kit for FXKL Series Extensions.

Set shown includes storage tray.



206AFXW



206AFXWP

Extensions/Wobble, Chrome

- Wobble function provides 16° of additional accessibility
- Knurled shanks for easy fingertip turning

Set Contains:

206AFXW

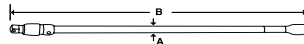
Stock No.	A	B	
FXW1*	1/2	1-1/2	•
FXWK3	13/32	3	•
FXWK4	13/32	4	•
FXWK6	13/32	6	•
FXWK8	13/32	8	•
FXWK11	13/32	11	•

*Not knurled

Set shown includes storage tray



203FXWKL



Extensions/Locking Wobble, Chrome

- Provides 16° of additional accessibility
- Quick-release locking sleeve provides secure connection and easy socket removal
- Knurled release collar for easy one-hand operation, even with slippery hands

Set Contains:

203FXWKL

Stock No.	A	B	
FXWKL3	1/2	3	•
FXWKL6	1/2	6	•
FXWKL11	1/2	11	•

Set shown includes storage tray.

Extensions/Wobble Plus, Chrome

- **WOBBLE FUNCTION:** Provides 16° of additional accessibility; offset to clear obstruction; use in restricted areas
- **WOBBLE PLUS:** Usable in both wobble or rigid functions; two tools in one for more applications, saves time
- **STANDARD FUNCTION:** Provides extra reach when needed; for traditional rigid linear applications
- **DURABLE:** Special alloy steel; cold-forged; nickel-chrome plated; corrosion resistance and strength for longer life
- **CONTROL:** Knurled shank; for easy fingertip turning when working in tight quarters

Set Contains:

206AFXWP

Stock No.	A	B	
FXWP1*	1/2	1-1/2	•
FXWP3	13/32	3	•
FXWP4	13/32	4	•
FXWP6	13/32	6	•
FXWP8	13/32	8	•
FXWP11	13/32	11	•

*Not knurled

Set shown includes storage tray.

Extension Connectors, Chrome

FZ1 3/8" Drive Extension Connector

- 3/8" drive Extension Connector adds versatility to extensions, breaker bars, ratchets and crowfoot wrenches
- Connect one or more tools for a variety of ways to reach limited-access fasteners
- Use in automotive, aircraft, marine, heavy truck, plumbing and manufacturing applications



FZ1

FZ2 2 pc 3/8" Drive Extension Connector Set

- Female and male 90° connectors add versatility to extensions, breaker bars, ratchets and crowfoot wrenches when accessing hard-to-reach fasteners

Square Drive Adaptors, Chrome

Stock No.	Industrial Stock No.	A	B	C
—	GFAT1E	3/8	1/4	11/16
TA3	GTA3	1/4	3/8	1/2
A2A	GAF2A	3/8	1/2	1-5/16
—	GSAF1F	1/2	3/8	1-13/16

206EAU 6 pc 3/8" Drive Adaptor/Extension Set

- Includes (6) components in a tray—GFAT1E and A2A adaptors; FU8A universal joint and FX1, FXK3 and FXK6 extensions

A2A 3/8" Drive Square Drive Adaptor

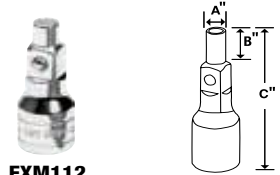
- 3/8" internal drive x 1/2" external drive
- 1-5/16" long



206EAU

Magnetic Adaptors, Chrome

Stock No.	A	B	C
FXM112	5/16	9/32	1-25/32
FXM18	3/16	9/32	1-25/32



FXM112

Universal Joints, Chrome

Stock No.	Industrial Stock No.	A	B
FUL8A	—	3/4	3
FU8A**	GFU8A	3/4	2-1/16
FU80B	—	—	—

Swivel Universal Joint

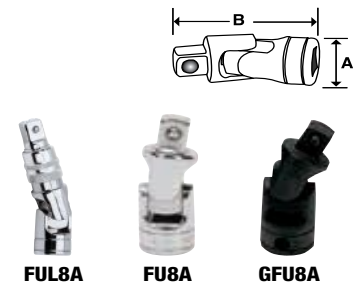
ASME®/ANSI® B107.10

FUL8A 3/8" Drive 3" Locking Pin Universal Joint

- Locking pin for better socket retention

103UFTS 3 pc Combination Drive Universal Joint Set

- Includes (1) 1/4" Drive Universal Joint, (1) 3/8" Drive Universal Joint and (1) 1/2" Drive Universal Joint in storage tray



FUL8A

FU8A

GFU8A



103UFTS

Non-marring Metric Socket Inserts

- Designed for use with Snap-on® 1/4" and 3/8" drive metric sockets
- Tough glass-reinforced nylon offers excellent strength yet will not damage soft metals, plated fasteners or powder-coated surfaces
- Large lip makes insert removal easy
- Set covers most popular metric sizes; inserts are marked for easy identification
- Supplied on metal storage ring; avoid lost inserts or wasted time looking for them in tool cabinets, toolboxes, etc.
- Do not use socket inserts with impact tools

Stock No.	Socket Size	Fastener Size	Working Torque, in-lb	Set Contains:
PSCM1208	12 mm	8 mm	80	•
PSCM1410	14 mm	10 mm	155	•
PSCM1612	16 mm	12 mm	240	•
PSCM1713	17 mm	13 mm	400	•
PSCM1915	19 mm	15 mm	450	•
PSCM2217	22 mm	17 mm	700	•

Set Contains:
PSCM600



PSCM600



- Do not use chrome or industrial finish hand tools with impact drivers
- Read safety precautions on pages W1 to W4

FLANK DRIVE® XTRA SOCKETS



YFSM161

Flank Drive® Xtra Shallow, mm, Chrome

mm	6	A	B	C	D	E	Set Contains:	
							212YFSMY	215YFSMY
	6						6	6
6	YFSM61	9.5	17.5	11.1	23.0	5.6		•
7	YFSM71	11.1	17.5	11.1	23.0	5.6		•
8	YFSM81	11.9	17.5	11.1	23.0	6.4	•	•
9	YFSM91	13.5	17.5	11.1	23.0	6.4	•	•
10	YFSM101	14.3	17.5	11.1	23.0	6.4	•	•
11	YFSM111	15.9	17.5	11.1	23.0	7.1	•	•
12	YFSM121	16.7	17.5	11.9	24.6	7.9	•	•
13	YFSM131	18.3	18.3	12.6	24.6	7.9	•	•
14	YFSM141	19.8	19.8	13.1	25.4	10.3	•	•
15	YFSM151	20.6	20.6	15.2	27.8	10.3	•	•
16	YFSM161	21.4	21.4	15.6	28.6	11.9	•	•
17	YFSM171	23.0	23.0	16.0	29.4	12.7	•	•
18	YFSM181	24.6	24.6	16.5	30.2	12.7	•	•
19	YFSM191	25.4	25.4	17.2	31.0	12.7	•	•
20	YFSM201	27.0	27.0	17.8	31.8	12.7		•

ASME®/ANSI® B107.110

Sets include magnetic storage tray.



YFS141

Flank Drive® Xtra Shallow, Inches, Chrome

Inches	6	A	B	C	D	E	Set Contains:	
							211YFSY	214YFSY
	6						6	6
1/4	YFS081	13/32	11/16	1-5/8	2-1/8	7/32	•	•
5/16	YFS101	15/32	11/16	1-5/8	2-1/8	9/32	•	•
11/32	YFS111	1/2	11/16	1-5/8	2-1/8	1/4		•
3/8	YFS121	9/16	11/16	1-5/8	2-1/8	9/32	•	•
7/16	YFS141	5/8	11/16	1-5/8	2-1/8	3/8	•	•
1/2	YFS161	23/32	23/32	1-5/8	2-1/8	13/32	•	•
9/16	YFS181	25/32	25/32	1-21/32	2-3/8	13/32	•	•
5/8	YFS201	27/32	27/32	1-21/32	2-3/8	15/32	•	•
11/16	YFS221	15/16	15/16	1-29/32	2-5/8	1/2	•	•
3/4	YFS241	1	1	1-29/32	2-5/8	19/32	•	•
13/16	YFS261	1-1/16	1-1/16	2	2-3/4	21/32	•	•
7/8	YFS281	1-5/32	1-5/32	2	2-3/4	23/32	•	•
15/16	YFS301	1-1/4	1-1/4	2	2-3/4	3/4		•
1	YFS321	1-5/16	1-5/16	1-31/32	2-3/4	13/16		•

ASME®/ANSI® B107.110

Sets include magnetic storage tray.



212YFMSY

Flank Drive® Xtra Semi-Deep, mm, Chrome

Set Contains:

212YFMSY

mm	6	A	B	C	D	E	6
6	YFMS61*	10.3	17.5	29.3	41.3	5.6	
7	YFMS71*	11.1	17.5	29.3	41.3	6.4	
8	YFMS81*	11.9	17.5	29.3	41.3	6.4	•
9	YFMS91*	13.5	17.5	29.3	41.3	6.4	•
10	YFMS101*	14.3	17.5	29.3	41.3	7.1	•
11	YFMS111*	15.9	17.5	29.3	41.3	9.5	•
12	YFMS121*	16.7	17.5	29.3	41.3	9.5	•
13	YFMS131*	18.3	18.3	29.3	41.3	10.3	•
14	YFMS141*	19.8	19.8	23.6	41.3	10.3	•
15	YFMS151*	20.6	20.6	23.6	41.3	10.3	•
16	YFMS161*	21.4	21.4	23.4	41.3	10.3	•
17	YFMS171*	23.0	23.0	23.4	41.3	11.1	•
18	YFMS181*	24.6	24.6	23.3	41.3	11.1	•
19	YFMS191*	25.4	25.4	23.1	41.3	12.7	•
20	YFMS201*	27.0	27.0	22.7	41.3	12.7	



YFMS161

*ASME®/ANSI® B107.110

Sets include magnetic storage tray.



211YFSSY

Flank Drive® Xtra Semi-Deep, SAE, Chrome

Set Contains:

211YFSSY

SAE	6	A	B	C	D	E	6
1/4	YFSS081	13/32	11/16	1-1/8	1-5/8	13/32	•
5/16	YFSS101	15/32	11/16	1-1/8	1-5/8	15/32	•
3/8	YFSS121	9/16	11/16	1-1/8	1-5/8	9/16	•
7/16	YFSS141	5/8	11/16	1-1/8	1-5/8	5/8	•
1/2	YFSS161	23/32	23/32	1-1/8	1-5/8	23/32	•
9/16	YFSS181	25/32	25/32	29/32	1-5/8	25/32	•
5/8	YFSS201	27/32	27/32	29/32	1-5/8	27/32	•
11/16	YFSS221	15/16	15/16	29/32	1-5/8	15/16	•
3/4	YFSS241	1/1	1/1	1-1/16	1-5/8	1/1	•
13/16	YFSS261	17/16	17/16	1-1/16	1-5/8	17/16	•
7/8	YFSS281	37/32	37/32	1-3/16	1-23/32	37/32	•
15/16	YFSS301	5/4	5/4	1-3/16	1-3/4	5/4	
1	YFSS321	21/16	21/16	1-7/32	1-3/4	21/16	



YFSS221

ASME®/ANSI® B107.110

Sets include magnetic storage tray.



- Do not use chrome or industrial finish hand tools with impact drivers
- Read safety precautions on pages W1 to W4

FLANK DRIVE® XTRA SOCKETS



212YSFSMY

Flank Drive® Xtra Deep, mm, Chrome



YSFSM8



YSFSM19

mm	6	A	B	C	D	E	Set Contains:	
							6	6
6	YSFSM6	10.3	17.5	42.0	54.0	6.4		•
7	YSFSM7	11.1	17.5	42.0	54.0	6.4		•
8	YSFSM8	11.9	17.5	42.0	54.0	6.4	•	•
9	YSFSM9	13.5	17.5	42.0	54.0	6.4	•	•
10	YSFSM10	14.3	17.5	42.0	54.0	7.1	•	•
11	YSFSM11	15.9	17.5	42.0	54.0	9.5	•	•
12	YSFSM12	16.7	17.5	42.0	54.0	9.5	•	•
13	YSFSM13	18.3	18.3	42.0	54.0	10.3	•	•
14	YSFSM14	19.8	19.8	42.6	60.3	10.3	•	•
15	YSFSM15	20.6	20.6	42.6	60.3	10.3	•	•
16	YSFSM16	21.4	21.4	42.4	60.3	10.3	•	•
17	YSFSM17	23.0	23.0	48.8	66.7	12.7	•	•
18	YSFSM18	24.6	24.6	48.7	66.7	12.7	•	•
19	YSFSM19	25.4	25.4	48.5	66.7	15.1	•	•
20	YSFSM20	27.0	27.0	48.1	66.7	15.1		•
21	YSFSM21	28.6	28.6	48.1	66.7	15.1		

ASME/ANSI® B107.110

Sets include magnetic storage tray.



211YSFSY



214YSFSY

Flank Drive® Xtra Deep, Inches, Chrome



YSFS161

Inches	6	A	B	C	D	E	Set Contains:	
							6	6
1/4	YSFS081	13/32	11/16	1-5/8	2-1/8	7/32	•	•
5/16	YSFS101	15/32	11/16	1-5/8	2-1/8	9/32	•	•
11/32	YSFS111	1/2	11/16	1-5/8	2-1/8	1/4		•
3/8	YSFS121	9/16	11/16	1-5/8	2-1/8	9/32	•	•
7/16	YSFS141	5/8	11/16	1-5/8	2-1/8	3/8	•	•
1/2	YSFS161	23/32	23/32	1-5/8	2-1/8	13/32	•	•
9/16	YSFS181	25/32	25/32	1-21/32	2-3/8	13/32	•	•
5/8	YSFS201	27/32	27/32	1-21/32	2-3/8	15/32	•	•
11/16	YSFS221	15/16	15/16	1-29/32	2-5/8	1/2	•	•
3/4	YSFS241	1	1	1-29/32	2-5/8	19/32	•	•
13/16	YSFS261	1-1/16	1-1/16	2	2-3/4	21/32	•	•
7/8	YSFS281	1-5/32	1-5/32	2	2-3/4	23/32	•	•
15/16	YSFS301	1-1/4	1-1/4	2	2-3/4	3/4		•
1	YSFS321	1-5/16	1-5/16	1-31/32	2-3/4	13/16		•

ASME/ANSI® B107.110

Sets include magnetic storage tray.



Shallow, mm, Chrome

mm	Set Contains:				212FSMY		212FMY			
	6	12	12	A	B	C	D	E	6	12
6	FSM61	FM6	—	9.1	17.2	11.1	23.0	5.6		
7	FSM71	FM7	—	10.4	17.2	11.1	23.0	5.6		
8	FSM81	FM8	—	11.6	17.2	11.1	23.0	6.4	•	•
9	FSM91	FM9	GFM9A	13.1	17.2	11.0	23.0	7.1	•	•
10	FSM101	FM10	—	14.3	17.2	11.0	23.0	7.1	•	•
11	FSM111	FM11	—	15.4	17.2	11.0	23.0	7.1	•	•
12	FSM121	FM12	—	16.5	17.2	11.9	23.8	8.1	•	•
13	FSM131	FM13	—	18.0	17.2	12.6	24.6	8.1	•	•
14	FSM141	FM14	—	19.6	18.6	13.2	26.2	9.1	•	•
15	FSM151	FM15	—	20.3	19.4	13.7	27.0	9.1	•	•
16	FSM161	FM16	—	21.1	20.2	15.0	27.8	10.4	•	•
17	FSM171	FM17	—	22.7	21.8	15.0	28.6	10.4	•	•
18	FSM181	FM18	—	24.3	23.2	15.7	28.6	10.9	•	•
19	FSM191	FM19	—	25.1	24.0	16.3	30.2	11.9	•	•
20	FSM201	FM20	—	26.3	25.3	16.6	30.9	12.4		
21	FSM211	FM21	—	27.4	26.4	17.4	31.8	12.2		
22	FSM221	FM22	—	28.3	27.2	17.4	32.5	13.2		
23	FSM231	FM23	—	29.9	28.8	18.2	33.8	13.2		
24	FSM241	FM24	—	31.5	30.5	19.0	35.0	14.4		
25	FSM251	FM25	—	32.3	31.3	19.8	35.3	14.5		
26	FSM261	FM26	—	33.8	32.9	20.6	37.0	14.3		

Sets include magnetic storage tray.



Shallow, Inches, Chrome

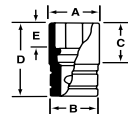
In	Set Contains:				214FSY		211FSY		211FY			
	6	12	6	12	A	B	C	D	E	6	6	12
1/4	FS081	F081	GFS081	GF081	13/32	11/16	7/16	29/32	7/32	•	•	•
5/16	FS101	F101	GFS101	GF101	15/32	11/16	7/16	29/32	1/4	•	•	•
11/32	FS111	F111	—	GF111	1/2	11/16	7/16	29/32	9/32	•		
3/8	FS121	F121	GFS121	GF121	9/16	11/16	7/16	29/32	9/32	•	•	•
7/16	FS141	F141	GFS141	GF141	5/8	11/16	7/16	29/32	9/32	•	•	•
1/2	FS161	F161	GFS161	GF161	23/32	11/16	1/2	15/16	5/16	•	•	•
9/16	FS181	F181	GFS181	GF181	25/32	3/4	1/2	1-1/32	3/8	•	•	•
19/32	—	—	—	GF191	13/16	25/32	9/16	1-1/16	3/8			
5/8	FS201	F201	GFS201	GF201	27/32	25/32	19/32	1-3/32	1/2	•	•	•
11/16	FS221	F221	GFS221	GF221	15/16	7/8	5/8	1-1/8	17/32	•	•	•
3/4	FS241	F241	GFS241	GF241	1	15/16	11/16	1-3/16	15/32	•	•	•
13/16	FS261	F261	GFS261	GF261	1-1/16	1	11/16	1-7/32	1/2	•	•	•
7/8	FS281	F281	GFS281	GF281	1-5/32	1-1/32	23/32	1-9/32	9/16	•	•	•
15/16	FS301	F301	GFS301	GF301	1-1/4	1-3/16	25/32	1-11/32	9/16	•		
1	FS321	F321	GFS321	GF321	1-5/16	1-1/4	13/16	1-3/8	19/32	•		

Sets include magnetic storage tray.



• Do not use chrome or industrial finish hand tools with impact drivers
 • Read safety precautions on pages W1 to W4

FLANK DRIVE® SOCKETS



FSMS14



212FSMSY



FSS201



211FSSY

Semi-Deep, mm, Chrome

Set Contains:

212FSMSY
212FMSY

mm	6	12	A	B	C	D	E	6	12
6	FSMS6	FMS6	9.5	17.5	28.6	41.3	5.6		
7	FSMS7	FMS7	11.1	17.5	28.6	41.3	6.4		
8	FSMS8	FMS8	11.4	17.2	29.3	41.3	7.1	•	•
9	FSMS9	FMS9	12.8	17.2	29.3	41.3	7.1	•	•
10	FSMS10	FMS10	14.3	17.2	29.3	41.3	7.9	•	•
11	FSMS11	FMS11	15.7	17.2	29.3	41.3	9.7	•	•
12	FSMS12	FMS12	16.5	17.2	29.3	41.3	9.9	•	•
13	FSMS13	FMS13	17.9	17.2	23.2	41.3	10.7	•	•
14	FSMS14	FMS14	19.6	18.6	23.2	41.3	10.7	•	•
15	FSMS15	FMS15	20.3	19.4	23.2	41.3	10.7	•	•
16	FSMS16	FMS16	21.1	20.2	23	41.3	10.7	•	•
17	FSMS17	FMS17	22.6	21.8	23	41.3	11.2	•	•
18	FSMS18	FMS18	24.2	23.2	23.0	41.3	11.2	•	•
19	FSMS19	FMS19	25.1	24.0	22.7	41.3	11.7	•	•
20	FSMS20	FMS20	27.0	26.2	22.2	41.3	12.7		

Set includes magnetic storage tray.

Semi-Deep, Inches, Chrome

Set Contains:

211FSSY

in	6	A	B	C	D	E	6
1/4	FSS081	13/32	11/16	1-1/8	1-5/8	7/32	•
5/16	FSS101	15/32	11/16	1-1/8	1-5/8	1/4	•
3/8	FSS121	9/16	11/16	1-1/8	1-5/8	9/32	•
7/16	FSS141	5/8	11/16	1-1/8	1-5/8	3/8	•
1/2	FSS161	23/32	11/16	29/32	1-5/8	13/32	•
9/16	FSS181	25/32	3/4	29/32	1-5/8	13/32	•
5/8	FSS201	27/32	13/16	29/32	1-5/8	13/32	•
11/16	FSS221	15/16	29/32	29/32	1-5/8	7/16	•
3/4	FSS241	1	31/32	29/32	1-5/8	7/16	•
13/16	FSS261	1-1/16	1-1/32	29/32	1-5/8	15/32	•
7/8	FSS281	1-5/32	1-1/8	29/32	1-5/8	1/2	•
15/16	FSS301	1-1/4	1-7/32	1-3/16	1-3/4	23/32	
1	FSS321	1-5/16	1-9/32	1-7/32	1-3/4	17/32	

Set includes magnetic storage tray.

FDS201



SFM19



SFMS9



212SFSMY

Semi-Deep, Inches, Chrome

in	12	A	B	C	D	E
1/4	FDS081	13/32	11/16	1-1/8	1-5/8	7/32
9/32	FDS091	7/16	11/16	3/4	1-1/4	7/32
5/16	FDS101	15/32	11/16	3/4	1-1/4	1/4
11/16	FDS111	—	11/16	—	1-1/2	—
3/8	FDS121	9/16	11/16	1	1-1/2	9/32
7/16	FDS141	5/8	11/16	29/32	1-1/2	3/8
1/2	FDS161	23/32	11/16	29/32	1-5/8	13/32
9/16	FDS181	25/32	3/4	7/8	1-5/8	13/32
5/8	FDS201	27/32	13/16	29/32	1-5/8	15/32
11/16	FDS221	15/16	29/32	29/32	1-5/8	1/2
3/4	FDS241	1	31/32	1-1/16	1-5/8	19/32
25/32	FDS251	1-1/16	1-1/32	1-1/16	1-5/8	5/8
13/16	FDS261	1-1/16	1-1/32	1-1/16	1-5/8	21/32
15/16	FDS301	1-1/4	1-7/32	1-3/16	1-3/4	23/32
1	FDS321	1-5/16	1-9/32	1-1/4	1-3/4	3/4

Deep, mm, Chrome

Set Contains:

212SFSMY
212SFMY

mm	6	12	A	B	C	D	E	6	12
6	SFSM6	SFM6	9.1	17.2	42.0	54.0	5.6		
7	SFSM7	SFM7	10.5	17.2	42.0	54.0	5.6		
8	SFSM8	SFM8	11.4	17.7	42.0	54.0	7.1	•	•
9	SFSM9	SFM9	12.8	17.2	42.0	54.0	7.1	•	•
10	SFSM10	SFM10	14.3	17.2	42.0	54.0	7.9	•	•
11	SFSM11	SFM11	15.7	17.2	42.0	54.0	9.7	•	•
12	SFSM12	SFM12	16.5	17.2	42.0	54.0	9.9	•	•
13	SFSM13	SFM13	18.0	17.2	42.0	54.0	10.7	•	•
14	SFSM14	SFM14	19.6	18.6	43.3	60.3	10.7	•	•
15	SFSM15	SFM15	20.3	19.4	43.3	60.3	10.7	•	•
16	SFSM16	SFM16	21.1	20.0	43.3	60.3	10.7	•	•
17	SFSM17	SFM17	22.7	21.8	43.6	66.7	11.2	•	•
18	SFSM18	SFM18	24.3	23.2	49.0	66.7	11.2	•	•
19	SFSM19	SFM19	25.1	24.0	49.0	66.7	15.5	•	•
20	SFSM20	SFM20	26.3	25.3	48.1	66.7	12.2		
21	SFSM21	SFM21	27.5	26.4	47.6	66.7	12.4		
22	SFSM22	—	1-5/32	28.5	49.2	73.0	19/32		

Set includes magnetic storage tray.

Extra-Long, inches

SFSL181 3/8" Drive 6-Point SAE 9/16" Extra-Long Socket

- Manufactured from special alloy steel
- Precision machined and heat treated for optimum strength and durability
- Nickel-chrome finish helps protect against corrosion and makes it easy to wipe clean
- Flank Drive® wrenching system grips fastener on the flanks/flats, increasing torque and preventing fastener corners from rounding off
- Socket is 7-1/2" long allowing the long reach needed



SFSL181

Shallow/Deep Sets, mm, Chrome (3/8")

Set Contains: 224SFFSM			Set Contains: 224SFFSM		
mm	6-Point Metric Flank Drive® Shallow Socket	6	mm	6-Point Metric Flank Drive® Deep Socket	6
8	FSM81	•	8	SFSM8	•
9	FSM91	•	9	SFSM9	•
10	FSM101	•	10	SFSM10	•
11	FSM111	•	11	SFSM11	•
12	FSM121	•	12	SFSM12	•
13	FSM131	•	13	SFSM13	•
14	FSM141	•	14	SFSM14	•
15	FSM151	•	15	SFSM15	•
16	FSM161	•	16	SFSM16	•
17	FSM171	•	17	SFSM17	•
18	FSM181	•	18	SFSM18	•
19	FSM191	•	19	SFSM19	•

Set includes magnetic storage tray.



224SFFSM

224SFFSM 24 pc 3/8" Drive 6-Point Metric Flank Drive® Shallow/Deep Combination Socket Set

- Includes (24) FSM81–FSM191 shallow sockets and SFSM8–SFSM19 deep sockets (8–19 mm)

Shallow/Deep Sets, Inches, Chrome (3/8")

Set Contains: 222SFFS			Set Contains: 222SFFS		
in	6-Point SAE Flank Drive® Shallow Socket	6	in	6-Point SAE Flank Drive® Deep Socket	6
1/4	FS081	•	1/4	SFS081	•
5/16	FS101	•	5/16	SFS101	•
3/8	FS121	•	3/8	SFS121	•
7/16	FS141	•	7/16	SFS141	•
1/2	FS161	•	1/2	SFS161	•
9/16	FS181	•	9/16	SFS181	•
5/8	FS201	•	5/8	SFS201	•
11/16	FS221	•	11/16	SFS221	•
3/4	FS241	•	3/4	SFS241	•
13/16	FS261	•	13/16	SFS261	•
7/8	FS281	•	7/8	SFS281	•

Set includes magnetic storage tray.



222SFFS

222SFFS 22 pc 3/8" Drive 6-Point SAE Flank Drive® Shallow/Deep Combination Socket Set

- Includes (11) shallow sockets (1/4–7/8") and (11) deep sockets (1/4–7/8")



- Do not use chrome or industrial finish hand tools with impact drivers
- Read safety precautions on pages W1 to W4

FLANK DRIVE® SOCKETS



Deep, Inches, Chrome

					Set Contains:								
	6	12	6	12	A	B	C	D	E	6	12	12	
1/4	SFS081	SF081	GSFS081	GSF081	15/32	11/16	1-11/16	2-1/8	1/4	•	•	•	
9/32	—	SF091	—	—	7/16	11/16	1-5/8	2-1/8	7/32				
5/16	SFS101	SF101	GSFS101	GSF101	15/32	11/16	1-11/16	2-1/8	7/32	•	•	•	
11/32	SFS111	SF111	—	—	1/2	11/16	1-11/16	2-1/8	9/32				
3/8	SFS121	SF121	GSFS121	GSF121	9/16	11/16	1-11/16	2-1/8	5/16	•	•	•	
7/16	SFS141	SF141	GSFS141	GSF141	5/8	11/16	1-11/16	2-1/8	3/8	•	•	•	
1/2	SFS161	SF161	GSFS161	GSF161	23/32	11/16	1-11/16	2-1/8	7/16	•	•	•	
9/16	SFS181	SF181	GSFS181	GSF181	25/32	23/32	1-29/32	2-3/8	7/16	•	•	•	
19/32	—	SF191	—	—	13/16	25/32	1-29/32	2-3/8	7/16		•		
5/8	SFS201	SF201	GSFS201	GSF201	27/32	13/16	1-29/32	2-3/8	15/32	•	•	•	
11/16	SFS221	SF221	GSFS221	GSF221	15/16	7/8	2-3/16	2-5/8	1/2	•	•	•	
3/4	SFS241	SF241	GSFS241	GSF241	1	1	2-3/16	2-5/8	5/8	•	•	•	
25/32	—	SF251	—	—	1-1/16	1-1/32	1-3/4	2-5/8	5/8				
13/16	SFS261	SF261	GSFS261	GSF261	1-1/16	1	2-1/4	2-3/4	5/8	•	•	•	
7/8	SFS281	SF281	GSFS281	GSF281	1-5/32	1-1/8	2-1/4	2-3/4	23/32	•	•	•	
15/16	SFS301	SF301	GSFS301	GSF301	1-1/4	1-3/16	2-1/4	2-3/4	23/32		•		
1	SFS321	SF321	GSFS321	GSF321	1-5/16	1-1/4	2-1/4	2-3/4	13/16		•		

ASME®/ANSI® B107.1

Sets include magnetic storage tray.

FLANK DRIVE® LOW-PROFILE SOCKETS



Low-Profile Socket Sets, mm

			Set Contains:							
	6	12	A	B	C	D	E	6	12	6
8	RFSM8	RFM8	11.6	16.5	—	16.8	3.8	•	•	•
9	RFSM9	RFM9	13.0	16.5	—	17.0	4.1			
10	RFSM10	RFM10	14.3	16.5	—	17.3	4.3	•	•	•
11	RFSM11	RFM11	16.0	16.5	—	17.7	4.8	•	•	•
12	RFSM12	RFM12	17.2	16.5	9.8	18.1	5.1	•	•	•
13	RFSM13	RFM13	18.0	17.2	10.3	18.5	5.6	•	•	•
14	RFSM14	RFM14	19.6	18.8	10.5	18.7	6.1	•	•	•
15	RFSM15	RFM15	20.4	19.6	10.8	19.1	6.6	•	•	•
16	RFSM16	RFM16	21.1	20.4	11.4	19.6	7.1	•	•	•
17	RFSM17	RFM17	22.8	22.0	11.9	20.1	7.4	•	•	•
18	RFSM18	RFM18	24.3	23.6	12.5	20.8	7.9	•	•	•
19	RFSM19	RFM19	25.1	16.5	13.3	21.5	8.2			

*Set includes RAF80A ratchet

Sets include storage tray.

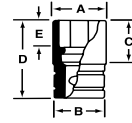
FLANK DRIVE® LOW-PROFILE SOCKETS



RF181



210RARFA



210RARFA
Set Contains:

209RF

Low-Profile Socket Sets, inches

	12	A	B	C	D	E	12	12
1/4	RF081	.46	.65	—	.66	.11	•	•
5/16	RF101	.46	.65	—	.66	.15	•	•
11/32	RF111	.49	.65	—	.68	.17	•	•
3/8	RF121	.56	.65	—	.69	.18	•	•
7/16	RF141	.61	.65	—	.70	.19	•	•
1/2	RF161	.71	.69	.39	.39	.72	•	•
9/16	RF181	.77	.74	.42	.75	.24	•	•
5/8	RF201	.83	.80	.47	.79	.28	•	•
11/16	RF221	.93	.90	.49	.81	.30	•	•
3/4	RF241	.99	.96	.50	.82	.31	•	•

Sets include RAF80A ratchet and storage tray.

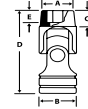
FLANK DRIVE® UNIVERSAL SOCKETS



FUM18A



206FSUMA



206FSUMA
Set Contains:

209FUMY

Shallow, mm, Chrome

	6	12	A	B	C	D	E	6	12
8	FSUM8A	—	11.9	17.2	—	43.1	6.4	•	•
10	FSUM10A	FUM10A	14.0	18.1	—	43.5	6.4	•	•
12	FSUM12A	FUM12A	16.8	18.1	—	45.5	7.9	•	•
13	FSUM13A	FUM13A	18.1	18.1	—	45.5	7.9	•	•
14	FSUM14A	FUM14A	18.9	18.1	—	47.9	8.9	•	•
15	FSUM15A	—	20.6	19.1	26.2	46.0	8.7	•	•
16	FSUM16A	FUM16A	21.4	19.1	27.4	46.8	9.9	•	•
17	FSUM17A	FUM17A	23.0	19.1	29.4	49.2	10.3	•	•
18	FSUM18A	FUM18A	24.6	19.1	29.4	49.2	10.3	•	•
19	FSUM19A	FUM19A	25.4	19.1	31.0	50.8	11.5	•	•
22	FSUM22A	—	29.4	19.1	32.5	52.4	12.7	•	•

Sets shown include storage tray.



FU26B



206AFSA

206AFSA
Set Contains:

212FUY

206FUA

Shallow, Inches, Chrome

	6	12	A	B	C	D	E	6	12	12
5/16	FS10B	FU10B	15/32	11/16	—	1-5/8	1/4	•	•	•
3/8	FS12B	FU12B	17/32	11/16	—	1-5/8	1/4	•	•	•
7/16	FS14B	FU14B	5/8	11/16	—	1-5/8	9/32	•	•	•
1/2	FS16B	FU16B	23/32	11/16	—	1-11/16	9/32	•	•	•
9/16	FS18B	FU18B	25/32	3/4	1-1/32	1-13/16	21/64	•	•	•
5/8	FS20B	FU20B	27/32	3/4	1-1/32	1-13/16	23/64	•	•	•
11/16	FS22B	FU22B	15/16	3/4	1-11/64	1-15/16	25/64	•	•	•
3/4	FS24B	FU24B	1	3/4	1-7/32	2	27/64	•	•	•
13/16	—	FU26B	1-1/16	3/4	1-9/32	2-1/16	15/32	•	•	•
7/8	—	FU28B	1-5/32	3/4	1-9/32	2-1/16	33/64	•	•	•
15/16	—	FU30A	1-1/4	3/4	1-33/64	2-9/32	35/64	•	•	•
1	—	FU32A	1-5/16	3/4	1-33/64	2-9/32	9/16	•	•	•



- Do not use "cheater bars" on handles
- Do not use chrome or industrial finish hand tools with impact drivers
- Read safety precautions on pages W1 to W4

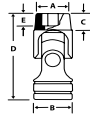
FLANK DRIVE® UNIVERSAL SOCKETS



SFSUM14



206SFSUM



FDSU22



207FSU

Deep, mm, Chrome

Set Contains:

206SFSUM

mm	6	A	B	C	D	E	6
8	SFSUM8	11.5	18.3	42.5	61.9	6.7	
10	SFSUM10	14.3	18.3	42.5	61.9	7.5	•
11	SFSUM11	15.5	18.3	27.0	61.9	9.5	
12	SFSUM12	17.1	18.3	27.0	61.9	9.5	•
13	SFSUM13	18.3	18.3	26.2	61.1	8.3	•
14	SFSUM14	19.8	18.3	26.2	61.1	9.1	•
15	SFSUM15	20.6	19.1	25.0	61.9	9.5	•
16	SFSUM16	21.4	19.1	25.0	61.9	10.3	
17	SFSUM17	23.0	19.1	22.6	61.9	10.7	•
18	SFSUM18	24.6	19.1	22.6	61.9	10.7	
19	SFSUM19	25.4	19.1	22.6	61.9	11.9	

Set includes storage tray.

Deep, Inches, Chrome

Set Contains:

207FSU

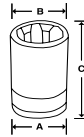
in	6	12	A	B	C	D	E	6
3/8	FSU12	FDSU12	9/16	11/16	—	2-13/32	3/8	•
7/16	FSU14	FDSU14	5/8	11/16	—	2-13/32	7/16	•
1/2	FSU16	FDSU16	23/32	11/16	—	2-13/32	15/32	•
9/16	FSU18	—	25/32	3/4	63/64	2-7/16	33/64	•
5/8	FSU20	—	27/32	3/4	63/64	2-7/16	35/64	•
11/16	FSU22	—	15/16	3/4	57/64	2-7/16	35/64	•
3/4	FSU24	—	1	3/4	57/64	2-7/16	35/64	•
9/16	—	FDSU18	25/32	3/4	1-15/64	2	3/8	
5/8	—	FDSU20	27/32	3/4	1-5/16	2-3/32	15/32	
11/16	—	FDSU22	15/16	3/4	1-25/64	2-5/32	33/64	
3/4	—	FDSU24	1	3/4	1-15/32	2-1/4	39/64	

Set includes storage tray.

TORX® SOCKETS



207RFLE



Low-Profile TORX®

Set Contains:

207RFLE

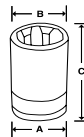
#	Stock No.	A	B	C	
8	RFLE80	17.2	11.4	17.3	•
10	RFLE100	17.2	12.8	20.6	•
11	RFLE110	17.2	14.3	21.1	•
12	RFLE120	17.2	15.6	21.7	•
14	RFLE140	17.2	16.9	23.0	•
16	RFLE160	17.9	18.7	24.3	•
18	RFLE180	19.5	20.3	25.4	•

Set includes magnetic storage tray.



FLE160A

213AFLEY



Shallow TORX®, Chrome

#	Stock No.	A	B	C
E8	FLE80A	15/32	11/16	1-5/32
E10	FLE100A	1/2	11/16	1-5/32
E11	FLE110A	9/16	11/16	1-5/32
E12	FLE120A	9/16	11/16	1-5/32
E14	FLE140A	5/8	11/16	1-5/32
E16	FLE160A	3/4	11/16	1-1/4
E18	FLE180A	13/16	25/32	1-5/16

Set includes magnetic storage tray.

213AFLEY 13 pc Combination Drive TORX® Shallow Socket Set

- Includes (13) sockets— 1/4" drive (E4–E10), 3/8" drive (E11–E14), and 1/2" drive (E16–E24)



FLEP180

TORX Plus®, Chrome

#	Stock No.	A	B	C
EP18	FLEP180	3/4	13/16	1-5/16

FLEP180 3/8" Drive TORX® Plus® EP18 Socket

- Use to remove seat hold-down nuts on 1999 and later GM® full-size pickup trucks
- 3/8" square drive



FLEL80

Long TORX®, Chrome

- For Delco® alternator Model CS130 found on both GM® passenger and light trucks

#	Stock No.	A	B	C
E8	FLEL80	19/32	7/16	5



FLCE120

Shallow TORX® with Countersink

#	Stock No.	A	B	C
E12	FLCE120	19/32	11/16	1-5/32
E14	FLCE140	11/16	5/8	1-5/32
E16	FLCE160	23/32	3/4	1-1/4
E18	FLCE180	25/32	13/16	1-5/16

- **FLCE120 3/8" Drive TORX® E12 Socket with Countersink**
- Use to remove/install fasteners that hold window regulators in place for BMW® 5 and 7 Series

FLCE140 3/8" Drive TORX® E14 Socket with Countersink

- For connecting rod cap bolts on various Toyota® and Scion® vehicles
- The FLCE140 is similar to Toyota® special tool number 09013-1C551

FLCE160 3/8" Drive TORX® E16 Socket with Countersink

- For cam sprocket on 2.5L FB engine on 2011 and current Subaru® Forester® vehicles
- For camshaft timing gear assembly on various 2012 Toyota® vehicles
- Similar to Toyota® special tool number 09013-1C560

FLCE180 3/8" Drive TORX® E18 Socket with Countersink

- For spider gear in the rear differential on a 2010-current Chevrolet® Camaro® vehicles



GFLEPL180



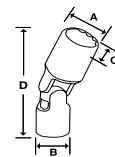
FLEPL140

TORX Plus® with Countersink

#	Stock No.	Industrial Stock No.	A	B	C
8EP	FLEPL80	GFLEPL80	7/16	11/16	1-5/32
10EP	FLEPL100	GFLEPL100	1/2	11/16	1-5/32
12EP	FLEPL120	GFLEPL120	19/32	11/16	1-5/32
14EP	FLEPL140	GFLEPL140	5/8	11/16	1-5/32
16EP	FLEPL160	GFLEPL160	3/4	23/32	1-1/4
18EP	FLEPL180	GFLEPL180	13/16	25/32	1-5/16



FSE180



SFLE120

Deep TORX®

Stock No.	Description
SFLE120	3/8" Drive TORX® E12 Deep Socket

Universal TORX®, Chrome

#	Stock No.	A	B	C	D
E8	FSE80	3/8	11/16	9/32	1-5/8
E10	FSE100	15/32	11/16	5/16	1-11/16
E12	FSE120	9/16	11/16	11/32	1-25/32
E14	FSE140	5/8	11/16	13/32	1-7/8
E16	FSE160	23/32	3/4	1-1/4	2-1/32
E18	FSE180	13/16	3/4	1-1/4	2-1/32
E20	FSE200	15/16	3/4	1-19/64	2-3/32

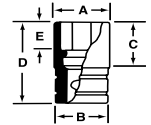


- Do not use chrome or industrial finish hand tools with impact drivers
- Read safety precautions on pages W1 to W4

SPLINE SOCKETS



Snap-on® spline wrenching tools have been developed to service high-tensile strength spline nuts and bolts widely used on both military and commercial aircraft. Precise, radial spline teeth engage the fastener over a wider area to minimize stress, allow application of high torque to reduce risk of damage to the fastener or to the tool. Chrome tools comply with AS954, Military Spec.

MS-33787 and MIL-W-8982. (Industrial finish tools comply with performance specifications and differ only in finish.) The unique spline wrenching configuration can also be used on ordinary 6- and 12-point fasteners with an advantage similar to the Snap-on® Flank Drive® wrenching system.



FES120B

Shallow, Inches, Chrome (3/8")

		Stock No.	A	B	C	D	E
#12	3/8	FES120B	17/32	21/32	15/32	1-1/16	11/32
#14	7/16	FES140B	5/8	11/16	1/2	1-3/32	7/16
#16	1/2	FES160B	23/32	23/32	—	1-3/32	—
#18	9/16	FES180B	13/16	13/16	—	1-3/32	15/32
#20	5/8	FES200B	7/8	7/8	—	2-3/8	9/16



209TFES 9 pc Combination Drive SAE Shallow Spline Socket Set

- Includes 1/4" drive TES7B–TES10B and 3/8" drive FES120B–FES200B Shallow Spline Sockets (9 pc) (#7–20, 7/32–5/8") in magnetic socket tray



FEL120B

Deep, Inches, Chrome (3/8")

		Stock No.	A	B	C	D	E
#12	3/8	FEL120B	17/32	21/32	1-17/32	2-1/8	11/32
#14	7/16	FEL140B	5/8	11/16	1-17/32	2-1/8	7/16
#16	1/2	FEL160B	23/32	23/32	1-5/8	2-1/8	7/16
#18	9/16	FEL180B	13/16	13/16	—	2-3/8	15/32
#20	5/8	FEL200B	7/8	7/8	—	2-3/8	9/16

207TFEL 7 pc Combination Drive SAE Deep Spline Socket Set



- Includes 1/4" drive TEL7B–TEL10B and 3/8" drive FEL120B–FEL200B Deep Spline Sockets (7 pc) (#7–20, 7/32–5/8") in magnetic socket tray



FELM10B

Deep, Metric, Chrome (3/8")



3/8" Drive Metric #10, 10 mm Hex, Deep Spline Socket

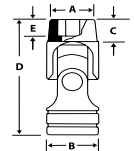
		Stock No.	A	B	C	D	E
#10	10	FELM10B	14.5	16.8	40.4	54.0	10.0




FESU120

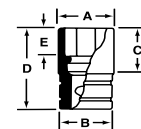
Shallow Universal, Inches, Chrome (3/8")

		Stock No.	A	B	C	D	E
#12	3/8	FESU120	9/16	3/4	5/8	1-31/32	11/32
#14	7/16	FESU140	21/32	3/4	11/16	2-1/32	13/32
#16	1/2	FESU160	3/4	3/4	11/16	2-1/16	7/16
#18	9/16	FESU180	27/32	3/4	23/32	2-1/8	7/16



Double Square, Inches, Chrome

	Stock No.	A	B	C	D	E
1/4	F308	1/2	21/32	3/8	27/32	7/32
5/16	F310	9/16	21/32	3/8	27/32	1/4
3/8	F312	21/32	11/16	15/32	15/16	9/32
7/16	F314	25/32	11/16	17/32	1	5/16
1/2	F316	7/8	25/32	17/32	1	5/16
9/16	F318	1	29/32	19/32	1-1/8	7/16
5/8	F320	1-1/16	31/32	19/32	1-1/8	7/16

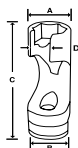


F308

Flank Drive® Flare Nut Sockets, mm




FRXM10



Set Contains:

210FRXM

	Stock No.	A	B	C	D	
10	FRXM10	16.9	18.3	53.3	7.2	•
11	FRXM11	18.1	18.7	53.3	8.3	•
12	FRXM12	19.3	18.3	53.3	8.8	•
13	FRXM13	20.4	19.1	62.5	9.4	•
14	FRXM14	22.0	20.5	62.5	10.4	•
15	FRXM15	22.6	21.0	71.6	11.2	•
16	FRXM16	23.5	21.9	71.6	11.7	•
18	FRXM18	25.9	24.3	83.8	13.5	•
19	FRXM19	26.7	25.1	89.9	14.2	•

Set includes magnetic storage tray.




207FRX


Set Contains:

207FRX

Flank Drive® Flare Nut Sockets, inches


	Stock No.	A	B	C	D	
3/8	FRX121	5/8	3/4	2-3/32	9/32	•
7/16	FRX141	23/32	3/4	2-3/32	11/32	•
1/2	FRX161	13/16	3/4	2-1/8	3/8	•
9/16	FRX181	7/8	13/16	2-15/32	13/32	•
5/8	FRX201	15/16	7/8	2-27/32	15/32	•
11/16	FRX221	1	15/16	3-7/32	1/2	•
3/4	FRX241	1-1/16	1	3-11/32	9/16	•
7/8	FRX281	1-7/32	2-58	3-11/32	21/32	•

Set includes magnetic storage tray.



PMM406A

Pipe Plug, mm, Chrome

	External Stock No.	A	B	Internal Stock No.	A	B
6	PMM406A	16.4	31.0	PMP406A	17.2	25.8
8	PMM408A	17.2	31.0	—		
10	PMM410A	17.2	28.4	PMP410A	18.8	25.4

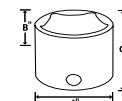
Flank Drive® Pentagon Socket (5-Point)

A specialty socket for servicing recessed 5-point nuts found on tamper-resistant Buffalo covers used by gas, electric and some water companies to protect shutoff gates.

Stock No.	A	B	C
B2190	1-1/8	1/2	1-1/16



B2190



Drag Link, Industrial

Applications include use on the engine oil fill cap on Kawasaki® UN1500, UN1600 and UN2000 motorcycles.

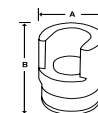
Stock No.	A	B	C
GF22	11/16	7/64	1-1/4



GF22



FD120



WEATHERHead® Fittings

Size, inches	Stock No.	A	B
3/8	FD120	11/16	1-1/4
7/16	FD140	13/16	1-1/4
15/32	FD150	7/8	1-1/4
1/2	FD160	15/16	1-1/4
17/32	FD170	1	1-1/4
9/16	FD180	1-1/16	1-1/4
19/32	FD190	1-1/16	1-1/4
21/32	FD210	1-3/16	1-3/8
11/16	FD220	1-3/16	1-3/8
3/4	FD240	1-1/4	1-3/8
25/32	FD250	1-1/4	1-3/8



• Do not use chrome or industrial finish hand tools with impact drivers
• Read safety precautions on pages W1 to W4

SPECIAL APPLICATION SOCKETS




211PPPMY

211PPPMY 11 pc 3/8" Drive SAE Internal/External Pipe Plug Socket Set

- Includes (11) Internal/External Pipe Plug Sockets (3/16–3/8")

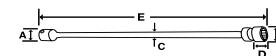
Pipe Plug, Inches, Chrome

	External Stock No.	B	Internal Stock No.	B
3/16	PPM406A	1-1/8	—	
1/4	PPM408A	1-1/8	PP408A	1
9/32	PPM409A	1-1/8	PP409A	1
5/16	PPM410A	1-1/8	PP410A	1
11/32	PPM411A	1-1/8	PP411A	1
3/8	PPM412A	1-1/8	PP412A	1





Set includes magnetic storage tray.



206PFSXM



Swivel Ball Extension Sockets, mm, Industrial

			A	B	C	D	E	
8	PFSXM908B	—	19.1	11.4	9.5	6.3	243.4	•
10	PFSXM910B	—	19.1	14.4	9.5	5.6	243.4	•
11	PFSXM911B	—	19.1	15.6	9.5	6.3	243.8	•
12	PFSXM912B	—	19.1	16.9	9.5	6.8	244.6	•
13	PFSXM913B	—	19.1	18.4	12.4	7.6	245.9	•
14	PFSXM914B	—	19.1	19.8	12.4	9.1	247.9	•
15	PFSXM915B	—	19.1	20.4	12.4	9.1	247.4	
13	—	PFLXM13B	—	—	—	—	—	

Set Contains:

206PFSXM

Set includes storage tray.

PFSXM910B 3/8" Drive 6-Point Metric 10 mm Swivel Ball Extension Power Socket

PFSXM912B 3/8" Drive 6-Point Metric 12 mm Swivel Ball Extension Power Socket

- Applications include transmission pan bolts on Toyota® and Lexus® vehicles; faster and easier intake removal on Volvo® vehicles; several underdash applications
- Great for difficult access where the use of one tool works better than three (socket, swivel and extension)
- Flank Drive® wrenching configuration where the socket grips the fastener on the flanks/flats increasing torque by 15–20%
- Machined from tough alloy steel
- Use with hand and non-impact tools only

TORX® Swivel Ball Extension Sockets, Industrial

Size	Stock No.	A	B	C	D	E	
E8	PFSXE908B	3/4	7/16	3/8	1/4	9-1/2	•
E10	PFSXE910B	3/4	1/2	3/8	1/4	9-1/2	•
E12	PFSXE912B	3/4	5/8	1/2	3/8	9-1/2	•
E14	PFSXE914B	3/4	5/8	1/2	3/8	9-5/8	•

Set Contains:

204PFSXEBR



204PFSXEBR

204PFSXEBR 4 pc 3/8" Drive External TORX® Power Swivel Extension Socket Foam Set

- Great for difficult access where the use of one tool works better than three (socket, swivel and extension)
- 30° uninterrupted swivel action means greater accessibility in tight quarters, allowing for easier, faster removal of stubborn fasteners, thus saving time
- Laser-welded pivot pin allows smooth, full 30° swivel action for efficient power transfer at any angle with no loss in torque output, prolonging the life of the socket
- Spring-loaded adjustable swivel pre-positions the socket for quick accessibility
- Socket end is manufactured to exact tolerances with a shallow lead-in countersink which ensures a tight fit to regular height and low profile fasteners reducing the chance of slippage or damage
- Manufactured from special alloy steel and heat treated for optimum strength and durability
- Industrial finish helps protect against corrosion
- Modular foam organizer is designed for maximum tool concentration on the smallest possible footprint and can be reconfigured in the drawer to accommodate new tool sets
- Contrasting colors provide visual control and eliminate time spent searching for missing tools
- Protects your investment and increases productivity
- Closed-cell cross-linked foam for superior performance and durability—resists oils, solvents and fuels, and is easy to clean

TORQUE ADAPTORS

- Precision crafted from special alloy steel and heat-treated for optimum strength and durability
- Nickel-chrome finish helps protect against corrosion and makes it easy to wipe clean
- Double hex (12-point) configuration allows socket to engage single hex fastener every 30° rather than every 60°, allowing for better access in restricted areas



208FRDHM

Standard, mm, Chrome (3/8")

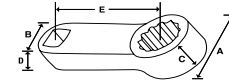
Set Contains: 208FRDHM

Working Torque, in-lb	mm	12	A	B	C	D	E	12
212	—	FRDHM8	12.1	19.1	6.2	10.9	50.8	
420	10	FRDHM10	17.1	18.8	7.8	11.0	50.8	•
690	12	FRDHM12	18.8	18.8	8.2	11.0	50.8	•
720	13	FRDHM13	21.0	18.8	7.8	11.0	50.8	•
1,050	14	FRDHM14	21.0	18.8	9.4	11.0	50.8	•
1,200	15	FRDHM15	25.1	18.8	7.8	11.0	50.8	•
1,400	16	FRDHM16	22.6	18.8	11.0	11.0	50.8	•
804	17	FRDHM17	25.1	18.8	12.4	10.9	50.8	
1,400	18	FRDHM18	22.4	18.8	13.3	11.0	50.8	•
1,400	19	FRDHM19	27.4	18.8	13.3	11.0	50.8	•
2,000	21	FRDHM21	30.9	18.8	10.9	10.9	50.8	

- Design features radius edges that will resist damage/nicks
- Center-to-center length on adaptor for easy torque calculations
- Larger sizes feature thicker construction for strength



208FRDH



208FRDH

Standard, Inches, Chrome (3/8")

Set Contains: 208FRDH

Working Torque, in-lb	12	A	B	C	D	E	12
190	5/16	FRDH101	0.475	.750	1/4	7/16	2
420	3/8	FRDH121	0.570	.750	5/16	7/16	2
500	7/16	FRDH141	0.655	.750	11/32	7/16	2
710	1/2	FRDH161	0.740	.750	11/32	7/16	2
1,050	9/16	FRDH181	0.825	.750	3/8	7/16	2
1,400	5/8	FRDH201	0.890	.750	7/16	7/16	2
1,400	11/16	FRDH221	0.989	.750	1/2	7/16	2
1,400	3/4	FRDH241	1.080	.750	1/2	7/16	2
2,000	7/8	FRDH281	1.28	3/4	7/16	7/16	2.0
2,706	15/16	FRDH301	1.374	.750	7/16	7/16	2

Torque Adaptor

FTA35 3/8" Drive Female/Male Torque Adaptor

- Manufactured from special alloy steel
- Precision machined and heat treated for optimum strength and durability
- 3.5" center-to-center



FTA35

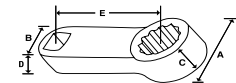
SPLINE TORQUE ADAPTORS

Spline, Low-Profile, inches

- Precision crafted from special alloy steel and heat treated for optimum strength and durability
- Nickel-chrome finish helps protect against corrosion and makes it easy to wipe clean
- Unique spline wrenching configuration can be used on ordinary 6- and 12-point fasteners
- Ideal for use with torque wrenches
- Will save time and avoid clearance issues when working on propeller assemblies
- Works on a wide variety of Lycoming® and Continental® engines used in Piper®, Cessna® and Mooney® aircraft



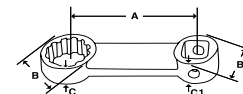
FRESL24



12	Stock No.	Working Torque, in-lb	A	B	C	D	E
7/16	FRESL14	224	3/4 (19.05)	3/4 (19.05)	3/16 (4.76)	7/16 (11.11)	2 (50.8)
1/2	FRESL16	312	25/32 (19.84)	3/4 (19.05)	3/16 (4.76)	7/16 (11.11)	2 (50.8)
9/16	FRESL18	360	13/16 (20.64)	3/4 (19.05)	3/16 (4.76)	7/16 (11.11)	2 (50.8)
5/8	FRESL20	480	29/32 (22.8)	47/64 (18.8)	3/16 (4.7)	7/16 (10.9)	2 (50.8)
11/16	FRESL22	556	1 (25.1)	47/64 (18.8)	3/16 (4.7)	7/16 (10.9)	2 (50.8)
3/4	FRESL24	465	1-5/64 (50.2)	3/4 (19.05)	7/16 (11.11)	3/16 (4.76)	2 (50.8)
7/8	FRESL28	605	1-1/4 (31.75)	3/4 (19.05)	7/16 (11.11)	3/16 (4.76)	2 (50.8)
15/16	FRESL30	888	1-5/16 (33.9)	47/64 (18.8)	3/16 (4.7)	7/16 (10.9)	2 (50.8)

Spline, Inches, Chrome (3/8")

#	12	Stock No.	Working Torque, in-lb	A	B-B1	C-C1
#7	7/32	FRES7	140	2	.375-.750	1/4-7/16
#8	1/4	FRES8	195	2	.400-.750	1/4-7/16
#9	9/32	FRES9	220	2	.445-.750	1/4-7/16
#10	5/16	FRES10	250	2	.490-.750	1/4-7/16
#12	3/8	FRES12	515	2	.590-.750	5/16-7/16
#14	7/16	FRES14	875	2	.680-.750	5/16-7/16
#16	1/2	FRES16	1,575	2	.745-.750	5/16-7/16
#18	9/16	FRES18	1,750	2	.825-.750	3/8-7/16
#20	5/8	FRES20	1,750	2	.895-.750	3/8-7/16
#22	11/16	FRES22	1,750	2	.997-.750	1/2-7/16
#24	3/4	FRES24	1,750	2	1.08-.750	9/16-7/16



FRES10



WARNING

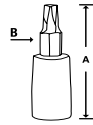


- Do not use chrome or industrial finish hand tools with impact drivers
- Read safety precautions on pages W1 to W4

TORX® BIT SOCKETS



207EFTXY



207EFTXY

★ TORX®/Standard, Industrial (3/8")

Set Contains:

#	Stock No.	Stock No.	A	B	
T27	FTX27E	GFTX27E	1-3/4	FTX27E2	•
T30	FTX30E	GFTX30E	1-3/4	FTX30E2	•
T40	FTX40E	GFTX40E	1-3/4	FTX40E2	•
T45	FTX45E	GFTX45E	2-1/16	FTX45E2	•
T50	FTX50E	GFTX50E	2-1/16	FTX50E2	•
T55	FTX55E	GFTX55E	2-1/32	FTX55E2	•
T60	FTX60E	—	2-5/16	FTX60E2	

Sets shown include storage tray.

Stock No.	Stock No.	A	B	
T47	FTX47E	—	2-1/16	FTX47E2

T47 is not a TORX® licensed product.

207EFTXY 7 pc 3/8" Drive TORX® Bit Standard Socket Set

- Includes (7) sockets (FTX27E–FTX55E TORX® sockets) plus FTX47E GM® Style Driver (T27–T55 plus GM® style T47)



207EFTXYSE

207EFTXYSE

★ TORX®/Stubby, Chrome (3/8")

Set Contains:

#	Stock No.	A	B	
T27	FTX27SE	1-13/32	FTX27SE2	•
T30	FTX30SE	1-13/32	FTX30SE2	•
T40	FTX40SE	1-13/32	FTX40SE2	•
T45	FTX45SE	1-13/32	FTX45SE2	•
T50	FTX50SE	1-13/32	FTX50SE2	•
T55	FTX55SE	1-7/16	FTX55SE2	•

Set shown includes magnetic storage tray.

Stock No.	A	B	
T47	FTX47SE	1-13/32	FTX47SE2

T47 is not a TORX® licensed product.

207EFTXYSE 7 pc 3/8" Drive TORX® Bit Stubby Socket Driver Set

- Includes (7) bit stubby sockets: (6) TORX® (T27, T30, T40, T45, T50 and T55) and (1) T47*
- Includes magnetic storage tray



211EFTXRTPY

★ TORX Plus®/Tammer-Resistant, Chrome (3/8")

#	Stock No.	A	B
27IPR	FTXR27TPE	1-3/4	FTXR27TPE2
30IPR	FTXR30TPE	1-3/4	FTXR30TPE2
40IPR	FTXR40TPE	1-3/4	FTXR40TPE2
45IPR	FTXR45TPE	2-1/32	FTXR45TPE2
50IPR	FTXR50TPE	2-5/32	FTXR50TPE2
55IPR	FTXR55TPE	2-11/32	FTXR55TPE2

Set shown includes magnetic storage tray.



FTXL27E

★ TORX®/Long, Chrome (3/8")

#	Stock No.	A	B
T27	FTXL27E	4-1/4	FTXL27E2
T30	FTXL30E	4-1/4	FTXL30E2
T40	FTXL40E	4-1/4	FTXL40E2
T45	FTXL45E	4-1/4	FTXL45E2
T50	FTXL50E	4-1/4	FTXL50E2

Includes storage tray.

210EFTXL 10 pc Combination Drive

TORX® Bit Long Socket Set

- Includes 1/4" drive (T8–T25) and 3/8" drive (T27–T50) (10 pc)



FTXB27E

★ TORX®/Heavy-Duty Removal, Chrome (3/8")

#	Stock No.	A	B
T27	FTXB27E	1-13/16	FTXB27E2
T30	FTXB30E	1-13/16	FTXB30E2
T40	FTXB40E	1-13/16	FTXB40E2
T45	FTXB45E	2-1/16	FTXB45E2
T50	FTXB50E	2-1/16	FTXB50E2
T55	FTXB55E	2-1/64	FTXB55E2

Includes magnetic storage tray.

209EFTXBY 9 pc Combination Drive TORX® Bit Heavy-Duty Removal Socket Set

- Includes 1/4" drive (T15–T25) and 3/8" drive (T27–T55) (9 pc)
- Tapered profile provides better engagement on stubborn fasteners

FTXR40TPE 3/8" Drive TORX® Plus® 40IPR Tamper-Resistant Bit Socket Driver

- Quickly removes and replaces the reverse idler shaft on 2001/2002 Ford® Mustang® GT vehicles using the TREMEC3650 manual transmission
- Also use on the camshaft bolts on 2008 Toyota® Tundra® with the 5.7 L engine
- Five-lobe configuration
- 2 pc pinless design holds bit securely in socket while facilitating quick bit replacement
- Cold-formed socket delivers a strong, durable tool
- Chrome plating resists corrosion and clean easily
- For sale to authorized technicians only

211EFTXRTPY 11 pc Combination Drive

Tammer-Resistant TORX® Plus® Socket Driver Set

- Includes 1/4" drive (8IPR–55IPR) and 3/8" Drive (27IPR–55IPR)
- Applications: 2003 Ford® Mustang® transmissions, 2004 Ford® F-150 transfer case, 2004 Porsche® Cayenne® turbo air sensor, Delphi® and Stanadyne® pumps, Cummins® B and C engine injection pumps and John Deere® diesel injector pumps
- Includes magnetic storage tray

TORX®/Tamper-Resistant, Chrome (3/8")

#	Stock No.	A	B
T27	FTXR27E	1-3/4	FTXR27E2
T30	FTXR30E	1-3/4	FTXR30E2
T40	FTXR40E	1-3/4	FTXR40E2
T45	FTXR45E	2-1/16	FTXR45E2
T50	FTXR50E	2-1/16	FTXR50E2

Set shown includes magnetic storage tray.

210EFTXRY 10 pc Combination Drive TORX® Bit Tamper-Resistant Socket Set

- Includes 1/4" drive (TR8–TR25) and 3/8" drive (TR27–TR50) (10 pc)



210EFTXRY



FTXR27E



FTX47E2

GFTX500E

TORX®/Special Application, Chrome (3/8")

#	Stock No.	Description	A	B
T40	FTXEL40E	3/8" Drive TORX® Plus® T40 Extra-Long Bit Socket Driver	7-1/2	FTXEL40E2
T45	FTXEL45E	3/8" Drive TORX® Plus® T45 Extra-Long Bit Socket Driver	7-11/16	FTXEL45E2
40IPR	FTXR40TPE	3/8" Drive TORX® Plus® 40IPR Tamper-Resistant Bit Socket Driver	1-3/4	FTXR40TPE2
T30	FTXEL30TPE	3/8" Drive TORX® Plus® T30 Extra-Long Bit Socket Driver	5	FTXEL30TPE2

Stock No.	Description	A	B	
T47	FTX47E	3/8" Drive T47 Standard Bit Socket Driver	2-1/16	FTX47E2
T47	GFTX500E	3/8" Drive T47 GM®-Style Bit Socket Driver	2-1/16	FTX500E2

T47 is not a TORX® licensed product.

FTXEL40E 3/8" Drive TORX® Plus® T40 Extra-Long Bit Socket Driver

- Applications include service on intake manifold bolts on Ford® 5.0 L engines with fuel injection, model years 1985–1990

FTX47E 3/8" Drive T47 Standard Bit Socket Driver

- For use on GM® door strikers

FTXEL45E 3/8" Drive TORX® Plus® T45 Extra-Long Bit Socket Driver

- Quickly and easily access intake bolts on Cummins® N14 diesel engines without removing the air pump
- Can also be used on older Cummins® NH Big Cam 4 diesel engines
- 3/8" square drive
- Various applications on European vehicles

FTXEL30TPE 3/8" Drive TORX® Plus® T30 Extra-Long Bit Socket Driver

- For removing the engine harness from the firewall on 2007 and newer
- For Volvo® trucks with D16, MPT 8 and MPT 10 engines, Cummins® ISX fuel timing and metering actuators

GFTX500E 3/8" Drive T47 GM®-Style Bit Socket Driver

- For use on GM® door strikers and seat belt bolts
- For 12CT curved tooth file

TORX Plus®/Chrome (3/8")

#	Stock No.	A	B
27IP	FTX27TPE	1-3/4	FTX27TPE2
30IP	FTX30TPE	1-3/4	FTX30TPE2
40IP	FTX40TPE	1-3/4	FTX40TPE2
45IP	FTX45TPE	2-1/8	FTX45TPE2
50IP	FTX50TPE	2-1/8	FTX50TPE2
55IP	FTX55TPE	2-5/16	FTX55TPE2

Set shown includes magnetic storage tray.



211EFTXTPY



FTX27TPE

211EFTXTPY 11 pc Combination Drive TORX® Plus® Bit Socket Driver Set

- Includes 1/4" drive (8IP–25IP) and 3/8" drive (27IP–55IP) (11 pc)
- TORX® Plus® fasteners may be found in almost all vehicles from the 1999 model year to present
- Common applications include GM® transmission bell housing bolts, Ford® seat belt anchors and Ford® Taurus® and Sable® front spring shields
- Use of a standard TORX® driver on TORX® Plus® fasteners may result in a rounded-out fastener head or damaged driver



• Do not use chrome or industrial finish hand tools with impact drivers
• Read safety precautions on pages W1 to W4

METRIC HEX BIT SOCKETS



211EFAMY

Hex/Standard, mm,
Chrome (3/8")

mm	Hexagon	Set Contains:			
		A	B	Hexagon	Hexagon
2	FAM2E	47.8	FAM2E2		
2.5	FAM2.5E	47.8	FAM2.5E2		
3	FAM3E	47.8	FAM3E2		
4	FAM4E	17.2	FAM4E2	•	•
5	FAM5E	17.2	FAM5E2	•	•
6	FAM6E	17.2	FAM6E2	•	•
7	FAM7E	52.3	FAM7E2	•	•
8	FAM8E	52.6	FAM8E2	•	•
9	FAM9E	52.6	FAM9E2	•	•
10	FAM10E	52.6	FAM10E2	•	•
11	FAM11E	69.9	FAM11E2	•	
12	FAM12E	69.9	FAM12E2	•	
13	FAM13E	69.9	FAM13E2	•	
14	FAM14E	69.9	FAM14E2	•	

Sets include magnetic storage tray.

210EFTAMY 10 pc Combination Drive Metric Standard Hex Bit Socket Set

- Includes (10) 1/4 and 3/8" drive Standard Hex Bit Sockets (2–10 mm)



FAMXS10E

208EFTAMXSY

Hex/Stubby, mm, Chrome (3/8")

mm	Hexagon	A	B
7	FAMXS7E	34.8	FAMXS7E2
8	FAMXS8E	35.8	FAMXS8E2
9	FAMXS9E	36.8	FAMXS9E2
10	FAMXS10E	37.8	FAMXS10E2

Set includes magnetic storage tray.

208EFTAMXSY 8 pc Combination Drive Metric Hex Bit Stubby Socket Driver Set

- Includes (8) socket drivers—1/4" drive and 3/8" drive (3–10 mm)



206EFAML

Hex/Long, mm, Chrome (3/8")

mm	Hexagon	Set Contains:		
		A	B	Hexagon
4	FAML4E	17.2	FAML4E2	•
5	FAML5E	17.2	FAML5E2	•
6	FAML6E	17.2	FAML6E2	•
7	FAML7E	17.2	FAML7E2	•
8	FAML8E	17.2	FAML8E2	•
10	FAML10E	17.2	FAML10E2	•



FABM10E

208EFTABMY

Ball Hex/Standard, mm, Chrome (3/8")

mm	Ball Hexagon	A	B
7	FABM7E	52.5	FABM7E2
8	FABM8E	52.5	FABM8E2
9	FABM9E	52.5	FABM9E2
10	FABM10E	52.6	FABM10E2

Set includes magnetic storage tray.

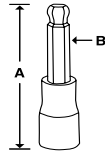
208EFTABMY 8 pc Combination Drive Metric Ball Hex Bit Socket Set

- Ball end of bit makes it easier to insert bit into fastener, especially in blind access applications
- Sockets are manufactured from special alloy steel that provides long life and great strength
- Nickel-chrome plating helps protect against corrosion and makes it easy to wipe socket clean
- Includes (8) bit socket drivers, 1/4" drive and 3/8" drive (3–10 mm)

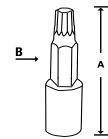
METRIC HEX BIT SOCKETS



206EFABLM



FADM8E



Double Hex/Standard, mm, Chrome (3/8")

- Double Hex Socket Drivers and Triple Square Socket Drivers cannot be interchanged between applications
- Triple square hex sockets have 90° corners and double hex bit sockets have 120° corners
- Using a Triple Square tool in a Double Hex application will strip the bolt head
- In general, Triple Square tools are used on European vehicles and Double Hex tools are used on Asian vehicles

mm		A	B
8	FADM8E	18	FADM8E2
8	FADM8LE	18	FADM8LE2

FADM8E 3/8" Drive Metric 8 mm Standard Double Hex Socket Driver

- Applications: Removal/installation of head bolts on Toyota® Tercel 1995 and later, and Paseo (1992–1997)

FADM8LE 3/8" Drive Metric 8 mm Double Hex Long Bit Socket Driver

Ball Hex/Long, mm, Chrome (3/8")

Set Contains:

mm		A	B	
4	FABLM4E	129.3	FABLM4E2	•
5	FABLM5E	128.5	FABLM5E2	•
6	FABLM6E	128.5	FABLM6E2	•
7	FABLM7E	128.5	FABLM7E2	•
8	FABLM8E	127.3	FABLM8E2	•
10	FABLM10E	128.3	FABLM10E2	•

Set shown includes storage tray.

206EFABLM

HEX BIT SOCKETS



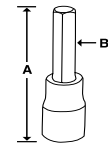
212EFTAY



208EGFAY



GFA10E



Hex/Standard, inches (3/8")

Set Contains:

			A	B	Fits These Cap Screws	Fits These Set Screws		
1/8	FA4E	GFA4E	2-1/16	TMA4E2	—	1/4"	•	•
9/64	FA4.5E	GFA4.5E	2-1/16	TMA4.5E2	#8	—	•	•
5/32	FA5E	GFA5E	2-1/16	FA5E2	#10	5/16"	•	•
3/16	FA6E	GFA6E	2-1/16	FA6E2	1/4"	3/8"	•	•
7/32	FA7E	GFA7E	2-1/16	FA7E2	—	7/16"	•	•
1/4	FA8E	GFA8E	2-1/16	FA8E2	5/16"	1/2"	•	•
5/16	FA10E	GFA10E	2-1/16	FA10E2	3/8"	5/8"	•	•
3/8	FA12E	GFA12E	2-3/32	SA12E2	7/16" and 1/2"	3/4"	•	•

212EFTAY 12 pc Combination Drive SAE Standard Hex Driver Bit Socket Set

- Includes (12) 1/4 and 3/8" drive Standard Hex Bit Sockets (1/16–3/8")

Sets shown include storage tray.

Hex/Stubby, Inches, Chrome (3/8")

		A	B
7/32	FAXS7E	1-5/16	FAXS7E2
1/4	FAXS8E	1-11/32	FAXS8E2
5/16	FAXS10E	1-13/32	FAXS10E2
3/8	FAXS12E	1-15/32	FAXS12E2

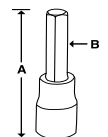
Set shown includes magnetic storage tray.



208EFTAXSY



FAXS10E



208EFTAXSY 8 pc Combination Drive SAE Hex Bit Stubby Socket Driver Set

- Includes (8) 1/4 and 3/8" drive Stubby Hex Bit Sockets (1/8–3/8")



WARNING



- Do not use chrome or industrial finish hand tools with impact drivers
- Read safety precautions on pages W1 to W4

HEX BIT SOCKETS



Hex/Long, Inches,
Chrome (3/8")

Set
Contains:

		A	Fits These Cap Screws	Fits These Set Screws	B	
5/32	FA5LE	6-1/16	#10	5/16"	FA5LE2	•
3/16	FA6LE	6-1/8	1/4"	3/8"	FA6LE2	•
7/32	FA7LE	6-1/8	—	7/16"	FA7LE2	•
1/4	FA8LE	6-1/8	5/16"	1/2"	FA8LE2	•
5/16	FA10LE	6-1/16	3/8"	5/8"	FA10LE2	•
3/8	FA12LE	6-1/16	1/4"	3/4"	FA12LE2	•

Set shown includes storage tray.



Ball Hex/Long, Inches,
Chrome (3/8")

Set
Contains:

		A	B	
5/32"	FABL5E	5-1/16	FABL5E2	•
3/16"	FABL6E	5-1/16	FABL6E2	•
7/32"	FABL7E	5-1/16	FABL7E2	•
1/4"	FABL8E	5-1/16	FABL8E2	•
5/16"	FABL10E	5-1/16	FABL10E2	•
3/8"	FABL12E	5-1/16	FABL12E2	•

Sets shown include storage tray.

Ball Hex/Standard, Inches, Chrome (3/8")

		A	B
7/32"	FAB7E	2-3/32	FAB7E2
1/4"	FAB8E	2-3/32	FAB8E2
5/16	FAB10E	2-3/32	FAB10E2
3/8	FAB12E	2-3/32	FAB12E2



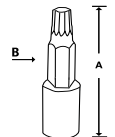
208EFTABY 8 pc Combination Drive SAE Standard Ball Hex Bit Socket Set

- Ball end of bit makes it easier to insert bit into fastener, especially in blind access applications
- Sockets are manufactured from special alloy steel that provides long life and great strength
- Nickel-chrome plating helps protect against corrosion and makes it easy to wipe socket clean
- Includes (8) bit socket drivers, 1/4" drive and 3/8" drive (1/8–3/8"), in a magnetic storage tray

TRIPLE SQUARE BIT SOCKETS



FTSM8LE



Triple Square/Long, mm, Chrome (3/8")

- Double hex sockets and triple square sockets cannot be interchanged between applications
- Using a triple square tool in a double hex application will strip the bolt head
- In general, triple square tools are used on European vehicles and double hex tools are used on Asian vehicles

Type		Stock No.	A	B
Standard Length	4	FTSM4E	48.5	FTSM4E2
	5	FTSM5E	48.5	FTSM5E2
	6	FTSM6E	48.5	FTSM6E2
	8	FTSM8E	58	FTSM8E2
	10	FTSM10E	67.8	FTSM10E2
Long	8	FTSM8LE	84.6	FTSM8LE2
	10	FTSM10LE	101.6	FTSM10LE2

Set shown includes storage tray.

TSS7KIT 7 pc Combination Drive Metric Standard Triple Square Socket Driver Set

- Manufactured from special alloy steel, precision forged and heat treated for optimum strength and durability

FTSM6E 3/8" Drive Metric 6 mm Standard Triple Square Bit Socket

- Use to remove seat hold-down nuts on 1999 and later GM® full-size pickup trucks; also for use on VW® disc brake calipers

FTSM8E 3/8" Drive Metric 8 mm Standard Triple Square Bit Socket

- Remove and install head and accessory bolts on Mercedes-Benz® and axle shaft bolts on VW® and Audi® vehicles

FTSM10E 3/8" Drive Metric 10 mm Standard Triple Square Bit Socket

- Used for cylinder head bolts and drive shaft bolts on Mercedes-Benz® and remove and install axle shaft bolts on VW® and Audi® vehicles

SPECIAL APPLICATION BIT SOCKETS

Mortorq®/Standard, Industrial (3/8")

#	Stock No.	A	B
MTS-0	PFMTS0E	1-3/4	PFMTS0E2
MTS-1	PFMTS1E	1-3/4	PFMTS1E2
MTS-2	PFMTS2E	1-3/4	PFMTS2E2
MTS-3	PFMTS3E	2-1/8	PFMTS3E2
MTS-4	PFMTS4E	2-1/8	PFMTS4E2

PFMTS4E 3/8" Drive Mortorq® MTS-4 Pinless Bit Socket Driver

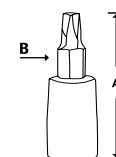
- Use to remove/install the bolts that secure the bell housing to the transmission on GM® 4L60 transmissions



PFMTS2E



PFMTS4E



PFMTS1E 3/8" Drive Mortorq® MTS-1 Pinless Bit Socket Driver

- Applications: For seat tracks on 2009 Mazda® 6
- Other seat applications: Cadillac® CTS®, Nissan® Maxima® and Altima®

Ribe® Bit Sockets

Size	Stock No.	A	B	C	D
R5	F5RBE	0.679	1	2.072	F5RBE2
R6	F6RBE	0.679	1	2.072	F6RBE2
R8	F8RBE	0.679	1	2.072	F8RBE2
R10	F10RBE	0.706	1	2.072	F10RBE2



F10RBE

FLAT TIP BIT SOCKETS

— Flat Tip (3/8")

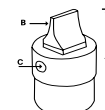
	#	Stock No.	Industrial Stock No.	A	B
Standard Length	3/8	F23E	—	3	F23E2A
	3/8	F25E	GF25E	3	F25E2A
	3/8	F31E	GF31E	3-7/16	F31E2A
Short	3/8	F42E	—	1-13/16	F42E2
	3/8	F52E	—	1-13/16	F52E2
	3/8	F62E	GF62E	1-27/32	F62E2



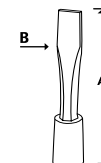
F23E



GF25E



F42E



PHILLIPS® TIP BIT SOCKETS

+ PHILLIPS® (3/8")

	#	Stock No.	Industrial Stock No.	A	B
Standard Length	#2	FP22E	GFP22E	2-1/16	FP22E2
	#3	FP32E	—	2-5/16	FP32E2
	#4	FP41E	—	1-21/32	FP41E2
Short	#3	FPS32E	—	1-29/32	SP32E2
Long	#2	FP24E	—	4-1/32	FP24E2
	#3	FP34E	—	4-1/32	FP34E2
	#4	FP42E	—	2-9/16	FP42E2



GFP22E



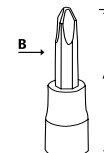
FP22E



FPS32E



FP34E



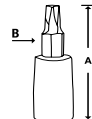
POZIDRIV® AND CLUTCH BIT SOCKETS

+ Pozidriv®/Standard, Chrome (3/8")

#	Stock No.	A	B
#2	FPD22E	2-1/16	FPD22E2
#3	FPD32E	2	FPD32E2



FPD32E



Clutch/Standard, Chrome (3/8")

#	Stock No.	A	B
3/8	F29E	3/8	1-3/4
5/16	F30E	19/64	1-3/4



F29E



- Do not use chrome or industrial finish hand tools with impact drivers
- Read safety precautions on pages W1 to W4

IMPACT DRIVERS AND SETS



PIT2230E



234EPIT

Impact Drivers (3/8")

Stock No.	Description	Set Contains:	
		PIT2230E	234EPIT
PIT120	3/8" Drive Impact Driver	•	•
F42E	3/8" Drive 1/4" Flat Tip Short Bit Socket Driver	•	
F52E	3/8" Drive 5/16" Flat Tip Short Bit Socket Driver	•	
F62E	3/8" Drive 3/8" Flat Tip Short Bit Socket Driver	•	
FA6E	3/8" Drive SAE 3/16" Standard Hex Bit Socket Driver	•	
FA7E	3/8" Drive SAE 7/32" Standard Hex Bit Socket Driver	•	
FA8E	3/8" Drive SAE 1/4" Standard Hex Bit Socket Driver	•	•
FA10E	3/8" Drive SAE 5/16" Standard Hex Bit Socket Driver	•	•
FA12E	3/8" Drive SAE 3/8" Standard Hex Bit Socket Driver	•	•
FA12E2	3/8" Standard Hex Driver Bit		•
FAM7E	3/8" Drive Metric 7 mm Standard Hex Bit Socket Driver		•
FAM8E	3/8" Drive Metric 8 mm Standard Hex Bit Socket Driver		•
FAM9E	3/8" Drive Metric 9 mm Standard Hex Bit Socket Driver		•
FTXB30E	3/8" Drive TORX® T30 Heavy-Duty Removal Bit Socket Driver		•
FTXB40E	3/8" Drive TORX® T40 Heavy-Duty Removal Bit Socket Driver		•
FTXB45E	3/8" Drive TORX® T45 Heavy-Duty Removal Bit Socket Driver		•
FTXB50E	3/8" Drive TORX® T50 Heavy-Duty Removal Bit Socket Driver		•
FTXB55E	3/8" Drive TORX® T55 Heavy-Duty Removal Bit Socket Driver		•
FTXB30E2	T30 TORX® Heavy-Duty Removal Driver Bit		•
FTXB40E2	T40 TORX® Heavy-Duty Removal Driver Bit		•
FTXB50E2	T50 TORX® Heavy-Duty Removal Driver Bit		•
FP22E	3/8" Drive #2 PHILLIPS® Standard Bit Socket Driver	•	•
FP32E	3/8" Drive #3 PHILLIPS® Standard Bit Socket Driver	•	•
FP41E	3/8" Drive #4 PHILLIPS® Standard Bit Socket Driver	•	
F42E	3/8" Drive #4 PHILLIPS® Long Socket Driver		
F29E	3/8" Drive SAE 3/8" Clutch Bit Socket Driver	•	
F30E	3/8" Drive SAE 5/16" Clutch Socket Driver	•	
FPD22E	3/8" Drive #2 Pozidriv® Tip Bit Socket Driver	•	
FPS32E	3/8" Drive #3 PHILLIPS® Short Socket Driver		
IMF120A	3/8" Drive 6-Point SAE 3/8" Flank Drive® Shallow Impact Socket	•	
IMF140A	3/8" Drive 6-Point SAE 7/16" Flank Drive® Shallow Impact Socket	•	
IMF160	3/8" Drive 6-Point SAE 1/2" Flank Drive® Shallow Impact Socket	•	
IMF180	3/8" Drive 6-Point SAE 9/16" Flank Drive® Shallow Impact Socket	•	
IMF200	3/8" Drive 6-Point SAE 5/8" Flank Drive® Shallow Impact Socket	•	
IMF220	3/8" Drive 6-Point SAE 11/16" Flank Drive® Shallow Impact Socket	•	
IMF240	3/8" Drive 6-Point SAE 3/4" Flank Drive® Shallow Impact Socket	•	
IMFA16	3/8" Drive SAE 1/2" Impact Rated Hex Driver		
IMFA18	3/8" Drive SAE 9/16" Impact Rated Hex Driver		
IMFAM12	3/8" Drive Metric 12 mm Impact Rated Hex Driver		
IMFAM14	3/8" Drive Metric 14 mm Impact Rated Hex Driver		
IMFM12	3/8" Drive 6-Point Metric 12 mm Flank Drive® Shallow Impact Socket		•
IMFM13	3/8" Drive 6-Point Metric 13 mm Flank Drive® Shallow Impact Socket		•
IMFM14	3/8" Drive 6-Point Metric 14 mm Flank Drive® Shallow Impact Socket		•
IMFM15	3/8" Drive 6-Point Metric 15 mm Flank Drive® Shallow Impact Socket		•
IMFM17	3/8" Drive 6-Point Metric 17 mm Flank Drive® Shallow Impact Socket		•
IMFM18	3/8" Drive 6-Point Metric 18 mm Flank Drive® Shallow Impact Socket		•
IMFM10A	3/8" Drive 6-Point Metric 10 mm Flank Drive® Shallow Impact Socket		•
GF22	3/8" Drive 11/16" Blade Width Drag Link Socket	•	
KRA142B	Metal Storage Case	•	
PAKPB070	Plastic Storage Box for 234EPIT		•
FAM10E2	10 mm Standard Hex Driver Bit		•
SAM10E2	10 mm Standard Hex Driver Bit		•
SP32E2	#3 PHILLIPS® Short Driver Bit		•

Sets include storage case.

PIT2230E 36 pc 3/8" Drive Impact Driver Set

- Includes PIT120 Impact Driver plus all sockets, screwdrivers and replacement bits (36 pc) conveniently displayed in a storage tray that fits in the KRA142 metal box

234EPIT 34 pc 3/8" Drive Impact Driver Set

- Includes PIT120 impact driver plus all sockets, screwdrivers and replacement bits (34 pc) in a storage case

IMPACT DRIVERS AND SETS

3/8" DRIVE TOOLS

Impact Drivers (3/8")

Stock No.	Description	Set Contains:
PIT120	3/8" Drive Impact Driver	•
F42E	3/8" Drive 1/4" Flat Tip Short Bit Socket Driver	•
F52E	3/8" Drive 5/16" Flat Tip Short Bit Socket Driver	•
F62E	3/8" Drive 3/8" Flat Tip Short Bit Socket Driver	•
FP22E	3/8" Drive #2 PHILLIPS® Standard Bit Socket Driver	•
FP32E	3/8" Drive #3 PHILLIPS® Standard Bit Socket Driver	•
FP42E	3/8" Drive #4 PHILLIPS® Long Socket Driver	•
FPD22E	3/8" Drive #2 Pozidriv® Tip Bit Socket Driver	•

Set Contains: 208EPIT



PIT120 3/8" Drive Impact Driver

- Delivers cam action impact when struck with a hammer for loosening or tightening fasteners
- Industrial finish

Set includes PB108A Storage Case.

IMPACT ACCESSORIES



204IMXA

Extensions/Impact

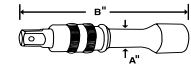
Stock No.	A	B	Set Contains:
IMX11	1/2	1-3/4	•
IMX31	1/2	3	•
IMX61	1/2	6	•
IMX111	1/2	11	•

Set Contains: 204IMXA

Set includes storage tray.



IMXL61



Locking Extensions

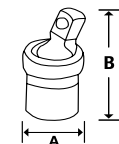
- Quick-release locking sleeve provides a secure connection plus easy socket removal
- Knurled release collar for easy one-hand operation, even with slippery hands

Stock No.	A	B
IMXL31	1/2	3
IMXL61	1/2	6
IMXL111	1/2	11



IPF800B

IPF800B



202IPFX

Universal Joints (Impact)

Stock No.	Socket Attachment	A	B
IPF800B	Pin Type	1	2-1/8
IPF800B	Ball Type	1	2-1/8

Swivel Extensions

- Laser-welded pivot pin allows smooth, full 30° swivel action for efficient power transfer
- Manufactured from special alloy steel and heat treated for optimum strength and durability
- Provides versatility for the technician to use any size shallow, semi-deep, deep, 6-point, 12-point, metric or SAE impact socket

Set Contains: 202IPFX

Stock No.	Shank Dia., inches	Length, inches	Set Contains:
IPFX6	9/16	6	•
IPFX9	9/16	9	•

Sets shown include magnetic storage tray.



- Do not use chrome or industrial finish hand tools with impact drivers
- Read safety precautions on pages W1 to W4

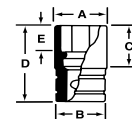
FLANK DRIVE® IMPACT SOCKETS



IMDFM14



214IMFMYA



Shallow, mm

mm	Set Contains:		A	B	C	D	E	Set Contains:	
	6	12						6	12
6	IMFM6	IMDFM6	10.3	17.5	10.3	22.2	5.6		
7	IMFM7	IMDFM7	11.9	17.5	10.3	22.2	5.6		
8	IMFM8A	IMDFM8A	12.8	17.2	11.1	23.0	6.4	•	
9	IMFM9A	IMDFM9	14.0	17.2	11.0	23.0	7.1	•	
10	IMFM10A	IMDFM10A	15.1	17.2	11.0	23.0	7.1	•	•
11	IMFM11A	IMDFM11A	16.7	18.8	11.6	23.8	7.1	•	
12	IMFM12	IMDFM12	18.8	18.0	11.6	23.8	7.1	•	•
13	IMFM13	IMDFM13	18.8	18.8	12.4	24.6	7.4	•	•
14	IMFM14	IMDFM14	20.4	20.4	13.5	27.0	9.1	•	•
15	IMFM15	IMDFM15	21.2	21.2	13.5	27.0	9.1	•	•
16	IMFM16	IMDFM16	22.7	22.7	14.1	27.8	10.4	•	•
17	IMFM17	IMDFM17	24.3	24.3	14.4	28.2	10.2	•	•
18	IMFM18	IMDFM18	25.1	25.1	14.3	29.0	10.9	•	•
19	IMFM19	IMDFM19	26.7	26.7	15.6	30.6	11.7	•	
20	IMFM20	IMDFM20	28.3	28.3	16.5	30.9	12.2	•	
21	IMFM21	IMDFM21	28.8	28.8	17.5	29.5	12.2	•	
22	IMFM22	IMDFM22	29.9	29.9	18.3	32.9	13.0		
23	IMFM23	—	31.5	31.5	19.3	31.5	13.2		
24	IMFM24	—	32.6	32.6	21.1	33.0	14.5	•	

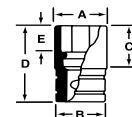
Sets shown include magnetic storage tray.



IMF120A



212IMFYA



Shallow, inches

In	Set Contains:		A	B	C	D	E	Set Contains:	
	6	12						6	12
1/4	IMF080	—	7/16	11/16	7/16	7/8	7/32		
5/16	IMF100A	—	1/2	11/16	3/8	7/8	1/4	•	
3/8	IMF120A	IMDF120A	9/16	11/16	7/16	7/8	3/16	•	•
7/16	IMF140A	IMDF140A	21/32	3/4	7/16	15/16	9/32	•	•
1/2	IMF160	IMDF160	3/4	3/4	7/16	15/16	9/32	•	•
9/16	IMF180	IMDF180	13/16	13/16	7/16	15/16	9/32	•	•
5/8	IMF200	IMDF200	29/32	29/32	7/16	15/16	9/32	•	•
11/16	IMF220	IMDF220	31/32	31/32	9/16	1-1/32	3/8	•	•
3/4	IMF240	IMDF240	1-1/16	1-1/16	9/16	1-3/32	13/32	•	•
13/16	IMF260	—	1-1/8	1-1/8	11/16	1-3/16	1/2	•	
7/8	IMF280	—	1-3/16	1-3/16	3/4	1-9/32	1/2	•	
15/16	IMF300	—	1-9/32	1-9/32	13/16	1-5/16	17/32	•	
1	IMF320	—	1-11/32	1-9/32	13/16	1-5/16	9/16	•	

Sets shown include magnetic storage tray.

FLANK DRIVE® IMPACT SOCKETS

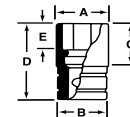
3/8" DRIVE TOOLS



IMFMS12



212IMFMSYA



Semi-Deep, mm

Set Contains:

mm	6	A	B	C	D	E	6	6
6	IMFMS6	10.3	17.5	28.6	41.3	5.6		
7	IMFMS7	11.9	17.5	28.6	41.3	6.4		
8	IMFMS8A	12.8	17.2	29.3	41.3	6.4		•
9	IMFMS9A	14.0	17.2	29.3	41.3	7.1		•
10	IMFMS10A	15.1	17.2	29.3	41.3	9.7	•	•
11	IMFMS11A	17.2	17.2	29.3	41.3	9.7		•
12	IMFMS12	18.0	18.0	29.3	41.3	9.7	•	•
13	IMFMS13	19.6	19.6	29.3	41.3	10.4	•	•
14	IMFMS14	20.4	20.4	29.3	41.3	10.4	•	•
15	IMFMS15	21.2	21.2	29.3	41.3	10.4	•	•
16	IMFMS16	22.7	22.7	29.3	41.3	10.4		•
17	IMFMS17	24.3	24.3	29.3	41.3	11.2	•	•
18	IMFMS18	25.1	25.1	29.3	41.3	11.2	•	•
19	IMFMS19	26.7	26.7	29.3	41.3	11.7		•
20	IMFMS20	28.6	28.6	22.2	41.3	11.9		
21	IMFMS21	29.2	25.1	29.3	65.7	12.4		

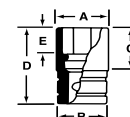
Sets shown include magnetic storage tray.



IMFMS16



210IMFMSYA



Semi-Deep, inches

Set Contains:

in	6	A	B	C	D	E	6	6
1/4	IMFS8	13/32	11/16	1-1/4	1-5/8	7/32		
5/16	IMFS10A	1/2	11/16	1-5/32	1-5/8	1/4		•
3/8	IMFS12A	9/16	11/16	1-5/32	1-5/8	9/32	•	•
7/16	IMFS14A	21/32	3/4	1-5/32	1-5/8	11/32	•	•
1/2	IMFS16	3/4	3/4	1-5/32	1-5/8	13/32	•	•
9/16	IMFS18	13/16	13/16	1-5/32	1-5/8	13/32	•	•
5/8	IMFS20	29/32	29/32	1-5/32	1-5/8	13/32	•	•
11/16	IMFS22	31/32	31/32	1-5/32	1-5/8	7/16	•	•
3/4	IMFS24	1-1/16	1-1/16	1-5/32	1-5/8	15/32	•	•
13/16	IMFS26	1-1/8	1-1/8	1-5/32	1-5/8	1/2		•
7/8	IMFS28	1-3/16	1-3/16	1-5/32	1-5/8	17/32		•
15/16	IMFS30	1-9/32	1-9/32	1	1-3/4	9/16		
1	IMFS32	1-5/16	1-5/16	1	1-3/4	5/8		

Sets shown include magnetic storage tray.



• Read safety precautions on pages W1 to W4

FLANK DRIVE® IMPACT SOCKETS



SIMDFM14



214SIMDFMYA

Deep, mm

Set Contains:

mm	Set Contains:		A	B	C	D	E	Set Contains:	
	6	12						6	12
6	SIMFM6	SIMDFM6	10.3	17.5	44.9	54.0	5.6		
7	SIMFM7	SIMDFM7	11.9	17.5	44.9	54.0	6.4		
8	SIMFM8A	SIMDFM8A	12.8	17.2	38.1	54.0	6.4	•	•
9	SIMFM9A	SIMDFM9A	14.0	17.2	38.1	54.0	7.1	•	•
10	SIMFM10A	SIMDFM10A	15.1	17.2	38.1	54.0	9.7	•	•
11	SIMFM11A	SIMDFM11A	17.2	17.2	38.1	54.0	9.7	•	•
12	SIMFM12	SIMDFM12	18.0	18.0	38.1	54.0	9.7	•	•
13	SIMFM13	SIMDFM13	19.6	19.6	38.1	54.0	10.4	•	•
14	SIMFM14	SIMDFM14	20.4	20.4	42.7	60.3	10.4	•	•
15	SIMFM15	SIMDFM15	21.2	21.2	42.7	60.3	10.4	•	•
16	SIMFM16	SIMDFM16	22.7	22.7	42.7	60.3	10.4	•	•
17	SIMFM17	SIMDFM17	24.3	24.3	47.0	66.7	11.2	•	•
18	SIMFM18	SIMDFM18	25.1	25.1	47.0	66.7	11.2	•	•
19	SIMFM19	SIMDFM19	26.7	26.7	47.0	66.7	14.2	•	•
20	SIMFM20	SIMDFM20	28.3	28.3	47.0	66.7	12.2		
21	SIMFM21	SIMDFM21	28.9	28.9	47.0	66.7	12.4	•	•
22	SIMFM22	—	29.9	29.9	51.6	73.0	13.0		
23	SIMFM23	—	31.5	31.5	51.6	73.0	13.0		
24	SIMFM24	SIMDFM24	33.0	33.0	58.2	73.0	14.7	•	•

Sets shown include magnetic storage tray.



SIMF260



207SIMDFYA



212SIMFYA

Deep, inches

Set Contains:

Inches	Set Contains:			A	B	C	D	E	Set Contains:		
	6	12	6						6	12	6
1/4	SIMF080	—		7/16	11/16	1-13/16	2-1/8	7/32			
5/16	SIMF100A	—		1/2	11/16	1-1/2	2-1/8	3/16			•
3/8	SIMF120A	SIMDF120A		9/16	11/16	1-1/2	2-1/8	9/32	•	•	•
7/16	SIMF140A	SIMDF140A		21/32	3/4	1-1/2	2-1/8	5/16	•	•	•
1/2	SIMF160	SIMDF160		3/4	3/4	1-1/2	2-1/8	3/8	•	•	•
9/16	SIMF180	SIMDF180		13/16	13/16	1-1/2	2-1/8	7/16	•	•	•
5/8	SIMF200	SIMDF200		29/32	29/32	1-1/2	2-3/8	7/16	•	•	•
11/16	SIMF220	SIMDF220		31/32	31/32	1-1/2	2-5/8	1/2	•	•	•
3/4	SIMF240	SIMDF240		1-1/16	1-1/16	1-1/2	2-5/8	9/16	•	•	•
13/16	SIMF260	—		1-1/8	1-1/8	2-1/16	2-3/4	9/16			•
7/8	SIMF280	—		1-3/16	1-3/16	2-1/16	2-3/4	9/16			•
15/16	SIMF300	—		1-9/32	1-9/32	2-1/32	2-3/4	9/16			•
1	SIMF320	—		1-11/32	1-11/32	2-3/16	2-3/4	5/8			•

Sets shown include magnetic storage tray.

• Read safety precautions on pages W1 to W4

FLANK DRIVE® IMPACT SWIVEL SOCKETS

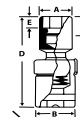
3/8" DRIVE TOOLS



IPDFM12A



207IPDFM



Shallow, mm

mm	Set Contains:							212IPFM			207IPFM		
	6	12	A	B	C	D	E	6	6	12	6	6	12
8	IPFM8C	—	12.8	26.0	10.4	51.6	6.4	•					
9	IPFM9C	—	14.1	26.0	10.9	52.6	6.4						
10	IPFM10C	IPDFM10A	15.5	26.0	11.4	53.6	7.1	•	•	•			
11	IPFM11C	—	16.6	26.0	11.9	54.9	7.1	•					
12	IPFM12C	IPDFM12A	17.1	26.0	12.5	55.9	7.1	•	•	•			
13	IPFM13C	IPDFM13A	19.7	26.0	12.5	56.9	7.9	•	•	•			
14	IPFM14C	IPDFM14A	20.5	26.0	13.0	58.2	7.9	•	•	•			
15	IPFM15C	IPDFM15A	21.3	26.0	13.5	59.2	7.9	•	•	•			
16	IPFM16C	IPDFM16A	23.0	26.0	14.2	60.2	8.6	•					
17	IPFM17C	—	24.4	26.0	16.8	62.3	8.6	•	•	•			
17	—	IPDFM17A	24.4	26.0	17.8	62.3	8.6						
18	IPFM18C	—	25.3	26.0	16.5	62.3	9.7	•					
18	—	IPDFM18A	25.3	26.0	18.5	62.3	9.7						•
19	IPFM19C	—	26.5	26.0	19.1	64.3	10.4	•					
21	IPFM21C	—	29.2	26.0	19.6	66.0	12.4	•					
22	IPFM22C	—	30.0	26.0	21.6	67.9	13.0						

Sets shown include storage tray.

Shallow, inches

mm	Set Contains:								205IPF	
	6	12	A	B	C	D	E	6	6	
3/8	IPF12C	IPDF12A	9/16	1-1/32	13/32	2-3/32	1/4			
7/16	IPF14C	IPDF14	21/32	1-1/32	15/32	2-5/32	1/4	•		
1/2	IPF16C	IPDF16	3/4	1-1/32	1/2	2-1/4	9/32	•		
9/16	IPF18C	IPDF18	13/16	1-1/32	1/2	2-9/32	9/32	•		
5/8	IPF20C	—	29/32	1-1/32	5/8	2-3/8	5/16	•		
5/8	—	IPDF20	29/32	1-1/32	17/32	2-3/8	5/16			
11/16	IPF22C	—	31/32	1-1/32	11/16	2-15/32	13/32			
11/16	—	IPDF22	1	1-1/32	19/32	2-7/16	3/8			
3/4	IPF24C	—	1-1/16	1-1/32	23/32	2-17/32	7/16	•		
3/4	—	IPDF24	1-1/16	1-1/32	11/16	2-17/32	7/16			

Set includes storage tray.

Semi-Deep, mm

mm	Set Contains:							207IPFM	
	6	A	B	C	D	E	6	6	
8	IPSFM8A	17.1	26.0	20.8	65.3	6.4			
9	IPSFM9A	17.1	26.0	21.3	65.8	7.1			
10	IPSFM10A	17.1	26.0	22.4	66.8	9.7	•		
11	IPSFM11A	16.6	26.0	25.9	68.3	9.7	•		
12	IPSFM12A	17.1	26.0	26.2	69.8	9.7	•		
13	IPSFM13A	19.7	26.0	26.4	70.9	10.4	•		
14	IPSFM14A	20.5	26.0	27.4	71.9	10.4	•		
15	IPSFM15A	21.3	26.0	30.0	73.4	10.4	•		
16	IPSFM16A	23.0	26.0	29.0	73.4	10.4			
17	IPSFM17A	24.4	26.0	30.0	74.9	11.2	•		
18	IPSFM18A	25.3	26.0	30.0	76.5	11.2	•		
19	IPSFM19A	26.5	26.0	31.8	78.0	14.2			
21	IPSFM21A	29.2	26.0	31.8	78.0	12.4			

Set includes magnetic tray.

Low-Profile, mm

mm	Stock No.	Set Contains:					
		A	B	C	D	E	
8	RIPFM8C	12.8	25.9	4.7	43.6	3.7	
10	RIPFM10C	15.5	25.9	5.2	47.4	4.4	•
11	RIPFM11C	16.6	25.9	6.0	45.8	5.0	
12	RIPFM12C	17.1	25.9	6.1	48.9	5.3	•
13	RIPFM13C	19.7	25.9	6.6	50.1	5.8	•
14	RIPFM14C	20.5	25.9	7.0	50.8	6.2	•
15	RIPFM15C	21.3	26.8	7.5	52.4	6.7	•
16	RIPFM16C	23	26.8	8.1	50.5	7.1	
17	RIPFM17C	24.4	26.8	8.6	51.3	7.6	•
18	RIPFM18C	25.3	26.8	9	51.9	8	•
19	RIPFM19C	26.5	26.8	9.5	52.7	8.5	
21	RIPFM21C	29.2	26.8	9.0	52.7	8.0	

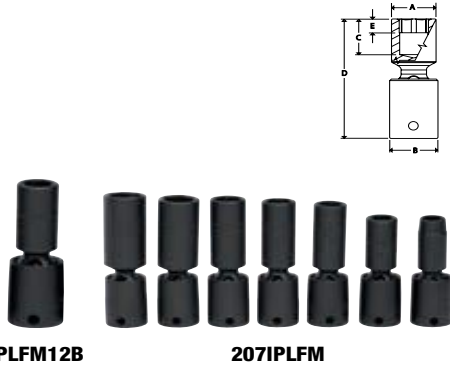
Low-Profile, inches

mm	Stock No.	Set Contains:					
		A	B	C	D	E	
3/8	RIPF12C	9/16	1-1/32	7/32	1-25/32	3/16	
7/16	RIPF14C	21/32	1-1/32	3/16	1-7/8	5/32	•
1/2	RIPF16C	3/4	1-1/32	1/4	1-31/32	3/16	•
9/16	RIPF18C	13/16	1-1/32	9/32	2-1/32	1/4	•
5/8	RIPF20C	29/32	1-1/16	5/16	2-1/16	9/32	•
11/16	RIPF22C	31/32	1-1/16	3/8	2-1/16	5/16	
3/4	RIPF24C	1 1/16	1-1/16	3/8	2-3/16	5/16	•



• Read safety precautions on pages W1 to W4

FLANK DRIVE® IMPACT SWIVEL SOCKETS



Deep, mm

mm	6	A	B	C	D	E	6
8	IPLFM8B	17.1	26.0	30.5	73.4	9.1	
10	IPLFM10B	17.1	26.0	30.5	73.4	9.1	•
11	IPLFM11B	16.6	26.0	30.7	73.7	9.7	
12	IPLFM12B	17.1	26.0	30.7	73.7	9.7	•
13	IPLFM13A	19.7	26.0	38.4	82.8	10.4	•
14	IPLFM14A	20.5	26.0	40.4	84.3	10.4	•
15	IPLFM15A	21.3	26.0	41.2	85.8	10.4	•
16	IPLFM16A	23.0	26.0	40.6	86.1	10.4	
17	IPLFM17A	24.4	26.0	40.9	86.9	10.2	•
18	IPLFM18A	25.3	26.0	42.2	88.6	10.7	•
19	IPLFM19A	26.5	26.0	43.7	90.2	14.2	
21	IPLFM21A	29.2	26.0	45.2	92.2	12.4	

Set Contains:

207IPLFM

Set includes magnetic tray.



Deep, inches

#	6	A	B	C	D	E	6
3/8	IPLF12B	21/32	1-1/32	1-3/16	2-29/32	1/4	•
7/16	IPLF14B	21/32	1-1/32	1-7/32	2-29/32	1/4	•
1/2	IPLF16B	3/4	1-1/32	1-5/32	2-29/32	9/32	•
9/16	IPLF18B	13/16	1-1/32	1-17/32	3-9/32	9/32	•
5/8	IPLF20B	29/32	1-1/32	1-9/16	3-3/8	5/16	•

Set Contains:

205IPLF

Universal Joints (Impact)

- 202IP 2 pc Combination Drive Impact Universal Joint Set**
 • Includes 3/8" drive and 1/2" drive Impact Swivel Universal Joints

SPECIAL APPLICATION SOCKETS

Wing Nut Sockets

WNS1 3/8" Drive Wing Nut Socket

- Works on any wing nut up to 3/8"
- Two differently sized slots fit multiple wing nut sizes
- 7/8" external hex allows access to wing nuts on a long stud
- Counterbore in the bottom is sized so that when engaging the fastener the socket does not touch the material the wing nut is holding down, preventing scratching and damage when the wing nut is spun off

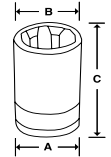


WNS1



Shallow TORX® Impact

- Various applications on heavy duty trucks with Mercedes-Benz® engines
- Use E18 size for F550 brake rotor.
- Use E20 size for rear brake caliper bolts on BMW® X5.



Set Contains:

207IMFLE

#	Stock No.	A	B	C	
E8	IMFLE80A	15/32	11/16	1-5/32	•
E10	IMFLE100A	1/2	11/16	1-5/32	•
E12	IMFLE120A	19/32	11/16	1-5/32	•
E14	IMFLE140A	5/8	11/16	1-5/32	•
E16	IMFLE160A	3/4	3/4	1-1/4	•
E18	IMFLE180A	25/32	25/32	1-5/16	•
E20	IMSLE200	15/16	15/16	1-1/2	•

Set shown includes magnetic storage tray.

Mortorq® Super Socket

- Manufactured from special alloy steel and heat treated for optimum strength and durability
- Industrial finish helps protect against corrosion



IMTSX100



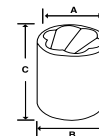
Size	Stock No.	A	B	C	D	E
MTS-X8	IMTSX80	25/64	11/16	1-1/8	1-5/8	11/64
MTS-X10	IMTSX100	29/64	11/16	1-1/8	1-5/8	15/64
MTS-X12	IMTSX120	9/16	11/16	1-1/8	1-5/8	17/64
MTS-X14	IMTSX140	11/16	11/16	—	1-1/2	5/16

SPECIAL APPLICATION SOCKETS

3/8" DRIVE TOOLS



209TFSMYA



Twist, Shallow, inches/mm (Blue-Point®)

- Twist sockets remove rounded/damaged fasteners

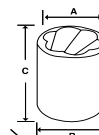
Set Contains:
209TFSMYA
213TFSYA

		A	B	C		
3/8	TFSY121A	11/16 (17.5)	9/16 (14.3)	—		•
7/16" (11)	TFSY141A	11/16 (17.5)	21/32 (16.7)	1-1/4 (31.8)	•	•
1/2"	TFSY161A	3/4 (19.1)	3/4 (19.1)	1-1/4 (31.8)	•	•
9/16"	TFSY181A	13/16 (20.6)	13/16 (20.6)	1-1/4 (31.8)	•	•
5/8" (16)	TFSY201A	29/32 (23.0)	29/32 (23.0)	1-1/4 (31.8)	•	•
11/16"	TFSY221A	31/32 (24.6)	31/32 (24.6)	1-3/8 (35.0)	•	•
3/4" (19)	TFSY241A	1-1/16 (27.0)	1-1/16 (27.0)	1-3/8 (35.0)	•	•
10	TFSY10A	11/16 (17.5)	19/32 (15.1)	1-1/4 (31.8)	•	•
12	TFSY12A	11/16 (17.5)	11/16 (17.5)	1-1/4 (31.8)	•	•
13	TFSY13A	3/4 (19.1)	3/4 (19.1)	1-1/4 (31.8)	•	•
14	TFSY14A	13/16 (20.6)	13/16 (20.6)	1-1/4 (31.8)	•	•
15	TFSY15A	13/16 (20.6)	27/32 (21.4)	1-1/4 (31.8)	•	•
17	TFSY17A	31/32 (24.6)	31/32 (24.6)	1-3/8 (35.0)	•	•

Sets shown include storage tray.



213TFSYA



Twist, Deep, inches/mm (Blue-Point®)

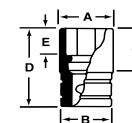
Set Contains:
213TFSYA

		A	B	C	
3/8	TSFSY121A	11/16 (17.5)	9/16 (14.3)	2-1/8 (54)	•
7/16" (11)	TSFSY141A	11/16 (17.5)	21/32 (16.7)	2-1/8 (54.0)	•
1/2"	TSFSY161A	3/4 (19.1)	3/4 (19.1)	2-1/8 (54.0)	•
9/16"	TSFSY181A	13/16 (20.6)	13/16 (20.6)	2-3/8 (60.3)	•
5/8" (16)	TSFSY201A	29/32 (23.0)	29/32 (23.0)	2-3/8 (60.3)	•
11/16"	TSFSY221A	31/32 (24.6)	31/32 (24.6)	2-5/8 (66.7)	•
3/4" (19)	TSFSY241A	1-1/16 (27.0)	1-1/16 (27.0)	2-5/8 (66.7)	•
10	TSFSY10A	11/16 (17.5)	19/32 (15.1)	2-1/8 (54.0)	•
12	TSFSY12A	11/16 (17.5)	11/16 (17.5)	2-1/8 (54.0)	•
13	TSFSY13A	3/4 (19.1)	3/4 (19.1)	2-1/8 (54.0)	•
14	TSFSY14A	13/16 (20.6)	13/16 (20.6)	2-3/8 (60.3)	•
15	TSFSY15A	13/16 (20.6)	27/32 (21.4)	2-3/8 (60.3)	•
17	TSFSY17A	31/32 (24.6)	31/32 (24.6)	2-5/8 (66.7)	•

Set shown includes storage tray.



DPFM12



Shallow, 10 pt

		A	B	D	E
12	DPFM12	18.3	18.3	26.9	7.1

DPFM12 3/8" Drive 10-Point Metric 12 mm Shallow Impact Socket

- The DPFM12 is for clutch pressure plate bolts found on the flywheel assembly on Mitsubishi® Eclipse® and Dodge® Stratus vehicles
- Formed from tough alloy steel
- Heat treated to a lower hardness to add impact resistance and ductility

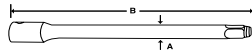


• Read safety precautions on pages W1 to W4

POWER ACCESSORIES



PF11A



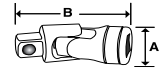
Locking Button Extensions (Power)

Use with power or impact sockets with retention holes.

Stock No.	A	B
PF3	1/2	3
PF6	1/2	6
PF11A	1/2	11



PFU8A

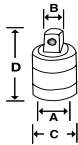


Universal Joints (Power)

Stock No.	Socket Attachment	A	B
PFU8A	Pin Type	3/4	1-31/32

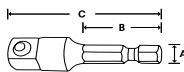


PA4F



Adaptors (Power)

Stock No.	Socket Attachment	A	B	C	D
PA4F	Pin Type	1/2	3/8	15/16	1-13/16
PA2A	Pin Type	3/8	1/2	3/4	1-5/16



A3042

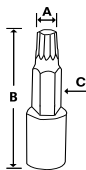
Hex-To Square-Adaptors (Power)

Stock No.	Socket Attachment	A	B	C
A3042	Pin Type	1/4	1	2
A3044	Pin Type	1/4	1	4
A3046	Pin Type	1/4	1-1/4	6
A3017A	Pin Type	7/16	1-1/4	1-3/4

POWER BIT SOCKETS



PFTX30E

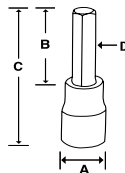


★ TORX®/Standard (Power), Industrial (3/8")

#	Stock No.	A	B	C
T27	PFTX27E	3/16	1-3/4	FTX27E2
T30	PFTX30E	3/16	1-3/4	FTX30E2
T40	PFTX40E	1/4	1-3/4	FTX40E2



PFAM6E

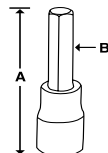


Hex/Standard (Power), mm, Industrial (3/8")

mm		A	B
4	PFAM4E	17.2	FAM4E2
5	PFAM5E	17.2	FAM5E2
6	PFAM6E	17.2	FAM6E2
7	PFAM7E	17.2	FAM7E2
8	PFAM8E	17.2	FAM8E2
9	PFAM9E	18.0	FAM9E2
10	PFAM10E	18.0	SAM10E2



PFA8E



Hex/Standard (Power), inches, Industrial (3/8")

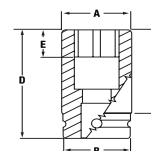
		A	Fits These Cap Screws	Fits These Set Screws	B
1/8	PFA4E	2-1/16	—	1/4"	TMA4E2
9/64	PFA4.5E	2-1/16	#8	—	TMA4.5E2
5/32	PFA5E	2-1/16	#10	5/16"	FA5E2
3/16	PFA6E	2-1/16	1/4"	3/8"	FA6E2
7/32	PFA7E	2-1/16	—	5/16"	FA7E2
1/4	PFA8E	2-1/16	7/16"	1/2"	FA8E2
5/16	PFA10E	2-1/16	3/8"	5/8"	FA10E2
3/8	PFA12E	2-1/16	1/4" and 1/2"	3/4"	FA12E2

Shallow Magnetic, mm, Industrial

mm	6	12	A	B	D	E
10	MFIMM10A	MFIMMD10	15.1	17.2	29.1	4.7
12	MFIMM12	—	18.1	19.1	28.6	3.7
13	MFIMM13	—	19.4	19.4	28.6	3.9
15	MFIMM15	—	21.6	21.8	28.6	3.9



MFIMM15



MFIMMD10 3/8" Drive 12-Point Metric 10 mm Shallow Magnetic Power Socket

- For use on Detroit Diesel® 60 series, the MFIMMD10 is used on the three camshaft gear thrust plate bolts located inside the camshaft gear cover within the front gear case on the engine
- The mechanic must go through the cover to start the bolts; if one is dropped, it is very labor intensive and time consuming to retrieve
- Applies to 2002 and later 60 series Detroit Diesel® engines with the compact gear case (please note: earlier engines with the tall gear case have 13 mm six-point bolts)
- Please use MFIMM13 for this application

Shallow Magnetic, inches, Industrial

in	6	A	B	D	E
5/16	MFIM101	15/32	11/16	1-1/16	3/32
3/8	MFIM121	17/32	11/16	1-1/16	1/8
7/16	MFIM141	5/8	11/16	1-1/16	5/32
1/2	MFIM161	25/32	25/32	1-1/16	5/32
9/16	MFIM181	7/8	7/8	1-1/16	5/32



MFIM101

Deep Magnetic Spring Loaded, mm, Industrial

mm	6	A	B	D	E
10	SMFIMM10B	15.1	17.2	50.8	7.1
12	SMFIMM12B	18.1	19.1	50.8	7.1
13	SMFIMM13B	19.4	19.4	50.8	7.6



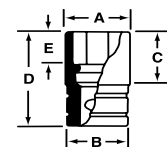
SMFIMM13B

Deep, mm, Natural

mm	6	A	B	C	D	E
10	DFSM10	14.5	17.2	42.5	54.0	8.4



DFSM10



Surface Drive (M-Series)

For use in the industrial market for assembly line work. The lead-in chamfer and special design of these sockets will engage with a fastener while rotating on a power nut runner.

mm	6	A	B	C	D	E
10	M2110	16.5	19.1	16.5	31.8	7.4
10	M2210	16.5	19.1	39.1	50.8	7.4



M2110



• Do not use chrome or industrial finish power tools with impact drivers
• Read safety precautions on pages W1 to W4

FOAM SETS

Foam Sets

- Designed for maximum tool concentration on smallest possible footprint
- Modular foam trays can be reconfigured in-drawer to accommodate new tools sets
- Dice cut angle for nesting additional sets
- Flexible and expandable as tool collection evolves
- Closed cell cross-linked foam for superior performance and durability resists oils, solvents and fuels – easy to clean
- Contrasting colors provide visual control which eliminates time searching for missing tools
- Protects your investment and increases productivity
- Fits in 2" standard drawer



209RATEXFR01



203RT01FMBR

209RATEXFR01 9 pc 3/8" Drive Flex Head Ratchet and Extension Foam Set

Stock No.	Description
FKF80A	Stubby Handle Flex Head Ratchet
FH80	Standard Red Soft Grip Handle Ratchet
FHF80A	Standard Red Soft Grip Handle Flex Head Ratchet
FX1	3/8" Drive 1-1/2" Friction Ball Extension
FXK3	3/8" Drive 3" Knurled Friction Ball Extension
FXK4	3/8" Drive 4" Knurled Friction Ball Extension
FXK6	3/8" Drive 6" Knurled Friction Ball Extension
FXK8	3/8" Drive 8" Knurled Friction Ball Extension
FXK11	3/8" Drive 11" Knurled Friction Ball Extension

203RT01FMBR 3 pc 3/8" Drive Soft Grip Ratchet Foam Set

Stock No.	Description
FKF80A	Stubby Handle Flex Head Ratchet
FH80	Standard Red Soft Grip Handle Ratchet
FHF80A	Standard Red Soft Grip Handle Flex Head Ratchet

GENERAL SERVICE SETS



206AFSP

Build Your Own Set

The 206AFSP Handle Set is the foundation for the ideal basic general service set. Add any of the suggested socket sets or choose from various special-purpose sockets available in fractional and metric sizes.

11/16"	Stock No.	mm	Stock No.
11 pc 3/8" Drive 12-Point SAE Deep Flank Drive® Socket Set	211SFY	12 pc 3/8" Drive 12-Point Metric Flank Drive® Deep Socket Set	212SFMY
11 pc 3/8" Drive 6-Point SAE Flank Drive® Deep Socket Set	211SFSY	12 pc 3/8" Drive 6-Point Metric Flank Drive® Semi-Deep Socket Set	212FSMSY
11 pc 3/8" Drive 6-Point SAE Flank Drive® Shallow Socket Set	211FSY	12 pc 3/8" Drive 6-Point Metric Flank Drive® Deep Socket Set	212SFSMY
7 pc 3/8" Drive 6-Point SAE Flank Drive® Deep Universal Socket Set	207FSU	12 pc 3/8" Drive 6-Point Metric Flank Drive® Shallow Socket Set	212FSMY
		12 pc 3/8" Drive 12-Point Metric Flank Drive® Shallow Socket Set	212FMY

Sets include storage case.

206AFSP 6 pc 3/8" Drive Handle Set

- Start with the 206AFSP Handle Set, the ideal base for a personally customized basic general service set
- Add any of the suggested socket sets or choose from the many special purpose sockets available in both SAE and metric sizes
- The 206AFSP set is packaged in the blow-molded PB16B plastic case, which has a large enough cavity to store as many as four rows of standard-length sockets, two rows of deep or universal sockets, or combinations of any of these

- **Suggested SAE Set Additions:**
 211FSY 6-Point Shallow Set
 212FY 6-Point Shallow Set
 211SFSY 6-Point Deep Set
 211SFY 12-Point Shallow Set
 207FSU 6-Point Deep Universal Set
 211FDSY 12-Point Semi-Deep Set
- **Suggested Metric Set Additions:**
 212FSMY 6-Point Shallow Set
 212SFSMY 6-Point Semi-Deep Set
 212SFMY 12-Point Deep Set
 212FSMSY 6-Point Semi-Deep Set
 212FMSY 12-Point Semi-Deep Set
 212FMY 12-Point Shallow Set

- Includes: F80 Sealed Ratchet, FU8A Universal Joint, FX1 Extension (1-1/2"), FXK3 Knurled Extension (3"), FXK6 Knurled Extension (6") and FXK11 Knurled Extension (11")

6-Point, Inches, Chrome

218AFSP 18 pc 3/8" Drive 6-Point SAE Shallow General Service Socket Set

- Includes (18) tools (1/4–7/8")
- Includes Dual 80® Technology Standard Handle Ratchet, Speeder, Breaker Bar, Universal Joint, and 3, 6 and 11" Knurled Extensions in a storage tray



218AFSP

6-Point Shallow Sockets		6-Point Shallow Sockets		Also Includes:	Stock No.	Description
1/4	FS081	5/8	FS201		F4LB	3/8" Drive 17-27/32" Speeder Drive Handle
5/16	FS101	11/16	FS221	FU8A	3/8" Drive 2-1/16" Friction Ball Universal Joint	
3/8	FS121	3/4	FS241	FXK3	3/8" Drive 3" Knurled Friction Ball Extension	
7/16	FS141	13/16	FS261	FXK6	3/8" Drive 6" Knurled Friction Ball Extension	
1/2	FS161	7/8	FS281	FXK11	3/8" Drive 11" Knurled Friction Ball Extension	
9/16	FS181			F1OLD	3/8" Drive 9-9/16" Breaker Bar	

Set includes storage case.

6-Point, Inches, Chrome

6-Point Shallow Sockets	6-Point Shallow Sockets
3/8	FS121
7/16	FS141
1/2	FS161
9/16	FS181
5/8	FS201
11/16	FS221
3/4	FS241

Also Includes:	F80	Standard Handle Ratchet
	FXK3	3/8" Drive 3" Knurled Friction Ball Extension
	FXK6	3/8" Drive 6" Knurled Friction Ball Extension

Set includes storage case.

210AFSP 10 pc 3/8" Drive 6-Point SAE General Service Set

- Set includes (7) 6-Point Shallow Sockets (3/8, 7/16, 1/2, 9/16, 5/8, 11/16 and 3/4"), F80 Standard Handle Sealed Ratchet and (2) Knurled Extensions (FXK3 3" and FXK6 6")



210AFSP

6-Point, Inches, Chrome

222AFSP 22 pc 3/8" Drive 6-Point SAE General Service Socket Set

- Includes (22) Shallow Sockets (3/8–3/4") and Deep Sockets (3/8–3/4")
- Includes Dual 80® Technology Standard Handle Ratchet, 13/16" Spark Plug Socket, 5/8" Spark Plug Socket, Breaker Bar, Universal Joint and 3, 4 and 8" Knurled Extensions in a storage case



222AFSP

6-Point Shallow Sockets		6-Point Deep Sockets		Also Includes:	F80	Standard Handle Ratchet
3/8	FS121	3/8	SFS121		FU8A	3/8" Drive 2-1/16" Friction Ball Universal Joint
7/16	FS141	7/16	SFS141	FXK3	3/8" Drive 3" Knurled Friction Ball Extension	
1/2	FS161	1/2	SFS161	FXK4	3/8" Drive 4" Knurled Friction Ball Extension	
9/16	FS181	9/16	SFS181	FXK8	3/8" Drive 8" Knurled Friction Ball Extension	
5/8	FS201	5/8	SFS201			
11/16	FS221	11/16	SFS221			
3/4	FS241	3/4	SFS241			

Set includes storage case.



- Do not use chrome or industrial finish power tools with impact drivers
- Do not use "cheater bars" on handles
- Read safety precautions on pages W1 to W4

GENERAL SERVICE SETS





218AFP

12-Point, Inches, Chrome

218AFP 18 pc 3/8" Drive 12-Point SAE General Service Socket Set

- Includes (18) tools (1/4–7/8")
- Includes Dual 80® Technology Standard Handle Ratchet, Speeder, Breaker Bar, Universal Joint and 3, 6 and 11" Knurled Extensions

	12-Point Shallow Socket		12-Point Shallow Socket	Also Includes:	F4LB	3/8" Drive 17-27/32" Speeder Drive Handle
1/4	F081	5/8	F201		F80	3/8" Drive Dual 80® Technology Standard Handle Ratchet
5/16	F101	11/16	F221		FU8A	3/8" Drive 2-1/16" Friction Ball Universal Joint
3/8	F121	3/4	F241		FXK11	3/8" Drive 11" Knurled Friction Ball Extension
7/16	F141	13/16	F261		FXK3	3/8" Drive 3" Knurled Friction Ball Extension
1/2	F161	7/8	F281		FXK6	3/8" Drive 6" Knurled Friction Ball Extension
9/16	F181	15/16	F301			

Set includes storage case.






248F

12-Point, Inches, Chrome

248F 48 pc 3/8" Drive 12-Point SAE Shallow/Deep/Universal Combination General Service Socket Set

- Includes Shallow Sockets (1/4–15/16")
- Includes Deep Sockets (1/4–7/8")
- Includes Universal Sockets (5/16–1")
- Includes Dual 80® Technology Standard Handle Ratchet, Plastic Handle Driver, Ratchet Spinner, Speeder, Ratchet Adaptor, Sliding T-Handle, Universal Joint, Breaker Bar, and 8" Flexible Extension and 3, 4 6 and 11" Knurled Extensions (48 pc)

	12-Point Shallow Socket		12-Point Deep Socket		12-Point Shallow Universal Socket	Also Includes:	F40B	3/8" Drive 5-15/16" Hard Handle Stubby Shank Driver
1/4	F081	1/4	SF081	5/16	FU10C		F4LB	3/8" Drive 17-27/32" Speeder Drive Handle
5/16	F101	5/16	SF101	3/8	FU12C		F5L	3/8" Drive 8" Sliding T-Handle
3/8	F121	3/8	SF121	7/16	FU14C		F77A	3/8" Drive 20-Tooth Ratchet Adaptor
7/16	F141	7/16	SF141	1/2	FU16C		F80	3/8" Drive Dual 80® Technology Standard Handle Ratchet
1/2	F161	1/2	SF161	9/16	FU18B		FRS70A	3/8" Drive Spinner Ratchet
9/16	F181	9/16	SF181	5/8	FU20B		FU8A	3/8" Drive 2-1/16" Friction Ball Universal Joint
5/8	F201	5/8	SF201	11/16	FU22B		FXK11	3/8" Drive 11" Knurled Friction Ball Extension
11/16	F221	11/16	SF221	3/4	FU24B		FXK3	3/8" Drive 3" Knurled Friction Ball Extension
3/4	F241	3/4	SF241	13/16	FU26B		FXK4	3/8" Drive 4" Knurled Friction Ball Extension
13/16	F261	13/16	SF261	7/8	FU28B		FXK6	3/8" Drive 6" Knurled Friction Ball Extension
7/8	F281	7/8	SF281	15/16	FU30A			
15/16	F301	—	—	1	FU32A			



292F

292F 92 pc 3/8" Drive 6-/12-Point SAE Shallow/Deep/Universal Combination General Service Socket Set

211FSY	11 pc 3/8" Drive 6-Point SAE Flank Drive® Shallow Socket Set
211SFSY	11 pc 3/8" Drive 6-Point SAE Flank Drive® Deep Socket Set
211SFY	11 pc 3/8" Drive 12-Point SAE Deep Flank Drive® Socket Set

Also Includes:	FLF80A	Long Handle Flex Head Ratchet	GF22	3/8" Drive 11/16" Blade Width Drag Link Socket
	F4LB	3/8" Drive 17-27/32" Speeder Drive Handle	F23E	3/8" Drive 1/4" Flat Tip Standard Bit Socket Driver
	F5L	3/8" Drive 8" Sliding T-Handle	F25E	3/8" Drive 5/16" Flat Tip Standard Bit Socket Driver
	F10LD	3/8" Drive 9-9/16" Breaker Bar	F31E	3/8" Drive 3/8" Flat Tip Standard Bit Socket Driver
	F40B	3/8" Drive 5-15/16" Hard Handle Stubby Shank Driver	F29E	3/8" Drive SAE 3/8" Clutch Bit Socket Driver
	FRS70A	3/8" Drive Spinner Ratchet	F30E	3/8" Drive SAE 5/16" Clutch Socket Driver
	F77A	Ratchet Adaptor	FA5E	3/8" Drive SAE 5/32" Standard Hex Bit Socket Driver
	FU8A	3/8" Drive 2-1/16" Friction Ball Universal Joint	FA6E	3/8" Drive SAE 3/16" Standard Hex Bit Socket Driver
	FX1	3/8" Drive 1-1/2" Friction Ball Extension	FA7E	3/8" Drive SAE 7/32" Standard Hex Bit Socket Driver
	FXK3	3/8" Drive 3" Knurled Friction Ball Extension	FA8E	3/8" Drive SAE 1/4" Standard Hex Bit Socket Driver
	FXK4	3/8" Drive 4" Knurled Friction Ball Extension	FA10E	3/8" Drive SAE 5/16" Standard Hex Bit Socket Driver
	FXK6	3/8" Drive 6" Knurled Friction Ball Extension	FA12E	3/8" Drive SAE 3/8" Standard Hex Bit Socket Driver
	FXK8	3/8" Drive 8" Knurled Friction Ball Extension	PP409A	3/8" Drive SAE 9/32" Internal Pipe Plug Socket
	FXK11	3/8" Drive 11" Knurled Friction Ball Extension	PP410A	3/8" Drive SAE 5/16" Internal Pipe Plug Socket
	FP22E	3/8" Drive #2 PHILLIPS® Standard Bit Socket Driver	PP412A	3/8" Drive SAE 3/8" Internal Pipe Plug Socket
	FP32E	3/8" Drive #3 PHILLIPS® Standard Bit Socket Driver	BLPEXTF388	3/8" Drive 8" Flexible Extension (Blue-Point®)
	FP42E	3/8" Drive #4 PHILLIPS® Long Socket Driver	F111	3/8" Drive 12-Point SAE 11/32" Flank Drive® Shallow Socket

Set includes storage case.



- Do not use chrome or industrial finish hand tools with impact drivers
- Do not use "cheater bars" on handles
- Read safety precautions on pages W1 to W4

GENERAL SERVICE SETS



STARTERSET3

6-Point, mm, Chrome

STARTERSET3 17 pc 3/8" Drive Deep 6-Point Metric Starter Set

- High-strength sealed-head ratchet built for strength, precision and durability
- Sockets feature Flank Drive® wrenching system, which grips the fastener on the flanks/flats, increasing torque by 15–20%
- Nickel-chrome plating provides a mirror-like, wear-resistant finish
- Universal joint helps increase access to hard-to-reach fasteners
- Stronger alloy steel allows extensions to be turned to a smaller diameter for greater accessibility

mm	6-Point Deep Sockets	mm	6-Point Deep Sockets	Also Includes:	FL80	3/8" Drive Dual 80® Technology Long Handle Ratchet
8	SFSM8	14	SFSM14		FU8A	3/8" Drive 2-1/16" Friction Ball Universal Joint
9	SFSM9	15	SFSM15		FXK3	3/8" Drive 3" Knurled Friction Ball Extension
10	SFSM10	16	SFSM16		FXK6	3/8" Drive 6" Knurled Friction Ball Extension
11	SFSM11	17	SFSM17		S9706KA	3/8" Drive 6-Point SAE 5/8" Flank Drive® Shallow Spark Plug Socket
12	SFSM12	18	SFSM18			
13	SFSM13	19	SFSM19			



STARTERSET5

6-Point, mm, Chrome

STARTERSET5 17 pc 3/8" Drive Shallow 6-Point Metric Starter Set

- High-strength sealed head ratchet built for strength, precision and durability
- Wobble engagement on extensions provides 16° of additional accessibility
- Sockets feature Flank Drive® wrenching system which grips the fastener on the flanks/flats increasing torque by up to 15%–20%
- Nickel-chrome plating provides a wear-resistant finish along with a mirror-like finish
- Highest quality steel on breaker bar provides strength and durability

mm	6-Point Shallow Sockets	mm	6-Point Shallow Sockets	Also Includes:	F12LB	3/8" Drive 11-9/16" Long Handle Breaker Bar
8	FSM81	14	FSM141		F80	3/8" Drive Dual 80® Technology Standard Handle Ratchet
9	FSM91	15	FSM151		FXWP1	3/8" Drive 1-1/2" Friction Ball Wobble Plus Extension
10	FSM101	16	FSM161		FXWP3	3/8" Drive 3" Knurled Wobble Plus Extension
11	FSM111	17	FSM171		FXWP6	3/8" Drive 6" Knurled Wobble Plus Extension
12	FSM121	18	FSM181			
13	FSM131	19	FSM191			



222AFSMP

6-Point, mm, Chrome

222AFSMP 22 pc 3/8" Drive 6-Point Metric General Service Socket Set

- Includes (7) Shallow Sockets (10, 11, 13–15, 17 and 19 mm)
- Includes (7) Deep Sockets (10, 11, 13–15, 17 and 19 mm)
- Dual 80[®] Technology Standard Handle Ratchet, Universal Joint, Breaker Bar, 3, 4 and 8" Knurled Extensions, 13/16 and 5/8" Spark Plug Sockets and a storage case

mm	6-Point Shallow Sockets	mm	6-Point Deep Sockets	Also Includes:	Part Number	Description
10	FSM101	10	SFSM10		F80	3/8" Drive Dual 80 [®] Technology Standard Handle Ratchet
11	FSM111	11	SFSM11		FU8A	3/8" Drive 2-1/16" Friction Ball Universal Joint
13	FSM131	13	SFSM13		F10LD	3/8" Drive 9-9/16" Breaker Bar
14	FSM141	14	SFSM14		FXK3	3/8" Drive 3" Knurled Friction Ball Extension
15	FSM151	15	SFSM15		FXK4	3/8" Drive 4" Knurled Friction Ball Extension
17	FSM171	17	SFSM17		FXK8	3/8" Drive 8" Knurled Friction Ball Extension
19	FSM191	19	SFSM19		S9704KA	3/8" Drive 6-Point SAE 13/16" Flank Drive [®] Shallow Spark Plug Socket
				S9706KA	3/8" Drive 6-Point SAE 5/8" Flank Drive [®] Shallow Spark Plug Socket	
				PB17B	Storage Case	

6/12-Point, mm, Chrome

262MFB 61 pc 3/8" Drive 6-/12-Point Metric General Service Socket Set

- Includes (12) 6-point Shallow Sockets (8–19 mm)
- (11) 12-point shallow sockets (9–19 mm)
- Includes (12 pc) 12-point Deep Sockets (8–19 mm)
- (22) 6-point Shallow Universal Sockets (8, 10–19 and 22 mm)
- Dual 80[®] Technology Standard Handle Ratchet, Speeder, Breaker Bar, Plastic Handle Driver, Ratchet Spinner, Ratchet Adaptor, Universal Joint, 3, 6 and 11" Knurled Extensions, 13/16" Spark Plug Socket, 8" Flexible Extension, 5/8 and 9/16" Spark Plug Socket and metal box (61 pc)



262MFB

mm	6-Point Shallow Sockets	mm	12-Point Shallow Sockets	mm	12-Point Deep Sockets	mm	6-Point Shallow Universal Sockets	Also Includes:	Part Number	Description
—	—	—	—	—	—	7	FSUM7B		F80	3/8" Drive Dual 80 [®] Technology Standard Handle Ratchet
—	—	—	—	—	—	8	FSUM8A		F4LB	3/8" Drive 17-27/32" Speeder Drive Handle
—	—	—	—	—	—	8	FSUM8B		F10LD	3/8" Drive 9-9/16" Breaker Bar
9	FSM91	10	FM10	9	SFM9	10	FSUM10A		F40B	3/8" Drive 5-15/16" Hard Handle Stubby Shank Driver
—	—	—	—	—	—	10	FSUM10B		FRS70A	3/8" Drive Spinner Ratchet
10	FSM101	11	FM11	10	SFM10	11	FSUM11A		F77A	3/8" Drive 20-Tooth Ratchet Adaptor
—	—	—	—	—	—	11	FSUM11B		FU8A	3/8" Drive 2-1/16" Friction Ball Universal Joint
11	FSM111	12	FM12	11	SFM11	12	FSUM12A		FXK3	3/8" Drive 3" Knurled Friction Ball Extension
—	—	—	—	—	—	12	FSUM12B		FXK6	3/8" Drive 6" Knurled Friction Ball Extension
12	FSM121	13	FM13	12	SFM12	13	FSUM13A		FXK11	3/8" Drive 11" Knurled Friction Ball Extension
—	—	—	—	—	—	13	FSUM13B		S9704KA	3/8" Drive 6-Point SAE 13/16" Flank Drive [®] Shallow Spark Plug Socket
13	FSM131	14	FM14	13	SFM13	14	FSUM14A		BLPEXTF388	3/8" Drive 8" Flexible Extension (Blue-Point [®])
—	—	—	—	—	—	14	FSUM14B		S9706KA	3/8" Drive 6-Point SAE 5/8" Flank Drive [®] Shallow Spark Plug Socket
14	FSM141	15	FM15	14	SFM14	15	FSUM15A		S9716KA	3/8" Drive 6-Point SAE 9/16" Flank Drive [®] Spark Plug Socket
15	FSM151	16	FM16	15	SFM15	16	FSUM16A			
16	FSM161	17	FM17	16	SFM16	17	FSUM17A			
17	FSM171	18	FM18	17	SFM17	18	FSUM18A			
18	FSM181	19	FM19	18	SFM18	19	FSUM19A			
19	FSM191	—	—	—	—	22	FSUM22A			



- Do not use chrome or industrial finish hand tools with impact drivers
- Do not use "cheater bars" on handles
- Read safety precautions on pages W1 to W4

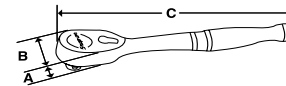
RATCHETS (Blue-Point®)



BPRFR938



BPRFR938SG



Quick-Release Ratchets (Blue-Point®) (3/8")

Stock No.	Description	Gear Teeth	Swing Arc	A	B	C	Repair Kit
BPRFR938	Standard	38	9.5°	9/16	1-9/32	7-3/4	RKRBPFR938
BPRFR938SG	Bi-mold Soft Grip	38	9.5°	9/16	1-9/32	7-3/4	RKRBPFR938

ASME®/ANSI® B107.10

BPRFR938 3/8" Drive Standard Handle Quick-Release Ratchet (Blue-Point®)

- Quick-release button for rapid socket/accessory changes, even with greasy or oily hands
- Contoured handle for comfort and control
- Chrome finish for easy cleanup

BPRFR938SG 3/8" Drive Soft Grip Handle Quick-Release Ratchet (Blue-Point®)

- Quick-release button for rapid socket/accessory changes, even with greasy or oily hands
- Corrosive resistant bi-mold cushion grips for improved comfort and performance
- Chrome finish for easy cleanup

BPR703 3 pc Standard Handle Quick-Release Ratchet Set (Blue-Point®)

- 1/4" Drive BPRTR936, 3/8" Drive BPRFR938 and 1/2" Drive BPRSR940 Ratchets (3 pc) in a storage tray

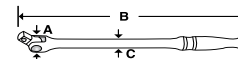
HANDLES AND ACCESSORIES (Blue-Point®)



FSD1



BLPBB3810



Ratchet Spinner (Blue-Point®) (3/8")

Stock No.	Square Drive, inches	Description
FSD1	3/8 Male to 3/8 Female	3/8" Drive Ratchet Spinner Adaptor (Blue-Point®)

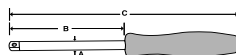
ASME®/ANSI® B107.10

Breaker Bars (Blue-Point®) (3/8")

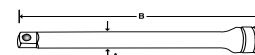
Stock No.	Description	A	B	C
BLPBB3810	3/8" Drive 10" Breaker Bar (Blue-Point®)	7/8	9-31/32	1/2



BLPCGHD388



BLPEXTK3810



Handled Drivers (Blue-Point®)

Stock No.	Description	A	B	C
BLPCGHD388	3/8" Drive Spinner Handle (Blue-Point®)	1/2	4	8-5/8

Knurled Extensions, Chrome (Blue-Point®)

Stock No.	B
BLPEXTK383	2-31/32
BLPEXTK386	5-29/32
BLPEXTK3810	9-29/32

HANDLES AND ACCESSORIES (Blue-Point®)


Turbo T-Handles (Blue-Point®)

F11TURBO 3/8" Drive Turbo T-Handle Speed Driver (Blue-Point®)

- Constant pressure can be applied to fastener while turning handle
- Faster than ordinary speed wrenches
- Safer on threads than power tools

TURBOT103 3 pc 1/4" Drive Turbo T-Handle Set (Blue-Point®)

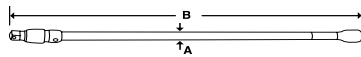
- T9TURBO (1/4" drive), TH10TURBO (1/4" hex) and F11TURBO (3/8" drive)
- Three pieces in storage tray



EXTENSIONS AND ACCESSORIES (Blue-Point®)



203FXLBP



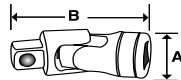
Locking Extensions, Chrome (Blue-Point®)

Stock No.	A	B	Set Contains:
FXLBP3	1/2	3	•
FXLBP6	1/2	6	•
FXLBP10	1/2	10	•

Set shown includes storage tray.



YA525A



Extensions/Locking (Set Screw), Chrome (Blue-Point®)

- Allows easy and secure tool stacking
- Securely connects breaker bar, extensions and ratchets to socket and socket driver for overhead work
- Sliding sleeve for easy removal
- Not for use with power or impact tools

Stock No.	A	B
YA525A	3/4	2-1/8



BLPLEXT203

Extra-Long Locking Extensions (Blue-Point®)

- Smooth, durable chrome finish
- Made from tough 6130 steel
- Secure socket retention
- Lifetime warranty on individual extensions
- Do not use with power or impact tools

Stock No.	A	B	Set Contains:
BLPEXTL3812	1/2	12	•
BLPEXTL3818	1/2	18	•
BLPEXTL3824	1/2	24	•

Set shown includes storage tray.



BLPEXTF388

Flexible Extensions (Blue-Point®)

Stock No.	Finish	Length, inches
BLPEXTF388	Chrome	8

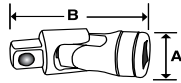


- Do not use chrome or industrial finish hand tools with impact drivers
- Do not use "cheater bars" on handles
- Read safety precautions on pages W1 to W4

EXTENSIONS AND ACCESSORIES (Blue-Point®)



BLPUJ38



Universal Joints, Chrome (Blue-Point®)

Stock No.	B
BLPUJ38	2-1/32

SOCKETS (Blue-Point®)



BLPLM3810



BLPLM3816



BLPLM3822



BLPSM389



BLPSM3815



BLPSM3822

Deep, mm, Chrome (Blue-Point®)

mm	12	Length, mm
6	BLPLM386	64
7	BLPLM387	64
8	BLPLM388	64
9	BLPLM389	64
10	BLPLM3810	64
11	BLPLM3811	64
12	BLPLM3812	64
13	BLPLM3813	64
14	BLPLM3814	64
15	BLPLM3815	64
16	BLPLM3816	64
17	BLPLM3817	64
18	BLPLM3818	64
19	BLPLM3819	64
20	BLPLM3820	64
21	BLPLM3821	64
22	BLPLM3822	64
23	BLPLM3823	64
24	BLPLM3824	64

Shallow, mm, Chrome (Blue-Point®)

mm	6	Length, mm
6	BLPSM386	25.5
7	BLPSM387	25.5
8	BLPSM388	25.5
9	BLPSM389	25.5
10	BLPSM3810	25.5
11	BLPSM3811	25.5
12	BLPSM3812	25.5
13	BLPSM3813	25.5
14	BLPSM3814	27
15	BLPSM3815	27
16	BLPSM3816	27
17	BLPSM3817	27
18	BLPSM3818	27
19	BLPSM3819	29
20	BLPSM3820	29
21	BLPSM3821	29
22	BLPSM3822	31
23	BLPSM3823	31
24	BLPSM3824	31

SOCKETS (Blue-Point®)



BLPL3838



BLPL3834




BLPS3838




BLPS3878

Deep, Inches, Chrome (Blue-Point®)

	Length, inches
1/4	BLPL3814 2-17/32
5/16	BLPL38516 2-17/32
3/8	BLPL3838 2-17/32
7/16	BLPL38716 2-17/32
1/2	BLPL3812 2-17/32
9/16	BLPL38916 2-17/32
5/8	BLPL3858 2-17/32
11/16	BLPL381116 2-17/32
3/4	BLPL3834 2-17/32
13/16	BLPL381316 2-17/32
7/8	BLPL3878 2-17/32
15/16	BLPL381516 2-17/32
1	BLPL381 2-17/32

Shallow, Inches, Chrome (Blue-Point®)

	Length, inches
1	BLPS381 1-7/32
11/16	BLPS381116 1-1/16
1/2	BLPS3812 1
13/16	BLPS381316 1-5/32
1/4	BLPS3814 1
15/16	BLPS381516 1-7/32
3/4	BLPS3834 1-5/32
3/8	BLPS3838 1
5/16	BLPS38516 1
5/8	BLPS3858 1-1/16
7/16	BLPS38716 1
7/8	BLPS3878 1-7/32
9/16	BLPS38916 1-1/16

TORX®/Shallow, Chrome (Blue-Point®)

#	Stock No.	Length, inches
E4	BLPTE384	1-7/32
E5	BLPTE385	1-7/32
E6	BLPTE386	1-7/32
E7	BLPTE387	1-7/32
E8	BLPTE388	1-7/32
E10	BLPTE3810	1-7/32
E12	BLPTE3812	1-7/32
E14	BLPTE3814	1-7/32
E16	BLPTE3816	1-7/32
E18	BLPTE3818	1-7/32
E20	BLPTE3820	1-7/32



BLPTE386



BLPTE3818

TORX® BIT SOCKETS (Blue-Point®)



BLPT3845



BLPTL3845

TORX®/Standard (Blue-Point®)

#	Stock No.	Length, inches
T40	BLPT3840	2
T45	BLPT3845	2
T50	BLPT3850	2

TORX®/Long (Blue-Point®)

#	Stock No.	Length, inches
T40	BLPTL3840	3-5/32
T45	BLPTL3845	3-5/32
T50	BLPTL3850	3-5/32



• Do not use chrome or industrial finish hand tools with impact drivers
• Read safety precautions on pages W1 to W4

TORX® BIT SOCKETS (Blue-Point®)



BLPT3845TP

★ TORX®/Tamper-Resistant, Chrome (Blue-Point®) (3/8")

#	Stock No.	Length, inches
T10	BLPT3810TP	1-27/32
T15	BLPT3815TP	1-27/32
T20	BLPT3820TP	1-27/32
T25	BLPT3825TP	1-27/32
T27	BLPT3827TP	1-27/32
T30	BLPT3830TP	1-27/32
T40	BLPT3840TP	2
T45	BLPT3845TP	2
T50	BLPT3850TP	2
T55	BLPT3855TP	2



BLPTL3845TP

★ TORX®/Tamper-Resistant, Long, Chrome (Blue-Point®) (3/8")

#	Stock No.	Length, inches
T40	BLPTL3840TP	4-3/8
T45	BLPTL3845TP	4-3/8
T50	BLPTL3850TP	4-3/8

METRIC HEX BIT SOCKETS (Blue-Point®)



BLPH3810

Hex/Standard, mm, Chrome (Blue-Point®) (3/8")

mm		Length, mm
6	BLPH386	47
7	BLPH387	47
8	BLPH388	50.5
9	BLPH389	50.5
10	BLPH3810	50.5



BLPHL389

Hex/Long, mm, Chrome (Blue-Point®)

mm		Length, mm
7	BLPHL387	80.5
8	BLPHL388	80.5
9	BLPHL389	80.5
10	BLPHL3810	80.5



BLPH3814

Hex/Standard, Inches, Chrome (Blue-Point®) (3/8")

		Length, inches
7/32	BLPH38732	1-15/16
1/4	BLPH3814	1-15/16
5/16	BLPH38516	1-15/16
3/8	BLPH3838	1-15/16



BLPHL38516

Hex/Long, Inches, Chrome (Blue-Point®)

		Length, inches
7/32	BLPHL38732	3-5/32
1/4	BLPHL3814	3-5/32
5/16	BLPHL38516	3-5/32
3/8	BLPHL3838	—

TRIPLE SQUARE SOCKET BIT SOCKETS (Blue-Point®)

Triple Square/Stubby, XZN, mm, Chrome (Blue-Point®) (3/8")

Set Contains:

mm	Stock No.	
4	BLPXZNM384	•
5	BLPXZNM385	•
6	BLPXZNM386	•
8	BLPXZNM388	•
10	BLPXZNM3810	•
12	BLPXZNM3812	•
14	BLPXZNM3814	•
16	BLPXZNM3816	•
18	BLPXZNM3818	•

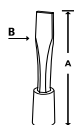


BLPXZNM389

PHILLIPS® AND POZIDRIV® BIT SOCKETS (Blue-Point®)



BLPP383

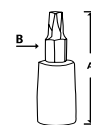


PHILLIPS®/Standard, Chrome (Blue-Point®) (3/8")

Size	Stock No.	A
#3	BLPP383	1-27/32
#4	BLPP384	1-27/32



BLPPD383



Pozidriv®/Standard, Inches, Chrome (Blue-Point®) (3/8")

Size	Stock No.	A
#3	BLPPD383	1-27/32
#4	BLPPD384	1-27/32

COMBINATION BIT SOCKETS (Blue-Point®)

BLPTSSC43



BLPTSSC43 Set (43 pc)

BLPTSSC43 43 pc Combination Drive TORX® Socket and TORX® Bit Socket Driver Set (Blue-Point®)

	Stock No.	Size	Square Drive, inches	
TORX® Tamper-Resistant Long Bit Sockets	BLPT146TP	T6	1/4	
	BLPT147TP	T7	1/4	
	BLPT148TP	T8	1/4	
	BLPT149TP	T9	1/4	
	BLPTL1410TP	T10	1/4	
	BLPTL1415TP	T15	1/4	
	BLPTL1420TP	T20	1/4	
	BLPTL1425TP	T25	1/4	
	BLPTL1427TP	T27	1/4	
	BLPTL1430TP	T30	1/4	
	BLPTL3840TP	T40	3/8	
	BLPTL3845TP	T45	3/8	
	BLPTL3850TP	T50	3/8	
	BLPTL1255	T55	1/2	
	BLPTL1260	T60	1/2	
	BLPTSSC43PB	Storage Case		

	Stock No.	Size	Square Drive, inches
External TORX® Sockets	BLPTE144	E4	1/4
	BLPTE145	E5	1/4
	BLPTE146	E6	1/4
	BLPTE147	E7	1/4
	BLPTE148	E8	1/4
	BLPTE3810	E10	3/8
	BLPTE3812	E12	3/8
	BLPTE3814	E14	3/8
	BLPTE3816	E16	3/8
	BLPTE1218	E18	1/2
	BLPTE1220	E20	1/2
	BLPTE1222	E22	1/2
	BLPTE1224	E24	1/2
	TORX® Tamper-Resistant Bit Sockets	BLPT146TP	T6
BLPT147TP		T7	1/4
BLPT148TP		T8	1/4
BLPT149TP		T9	1/4
BLPT1410TP		T10	1/4
BLPT1415TP		T15	1/4
BLPT1420TP		T20	1/4
BLPT1425TP		T25	1/4
BLPT1427TP		T27	1/4
BLPT1430TP		T30	1/4
BLPT3840TP		T40	3/8
BLPT3845TP	T45	3/8	
BLPT3850TP	T50	3/8	



WARNING



• Do not use chrome or industrial finish hand tools with impact drivers
• Read safety precautions on pages W1 to W4

COMBINATION BIT SOCKETS (Blue-Point®)



BLPHSSC30

**BLPHSSC30 30 pc
Combination Drive Hex
Bit Socket Driver Set
(Blue-Point®)**

BLPHSSC30 Set (30 pc)

	Stock No.	Size	Square Drive, inches		Stock No.	Size	Square Drive, inches
Hex, inches	BLPH1418	1/8	1/4	Hex, mm	BLPH1425	2.5 mm	1/4
	BLPH14964	9/64	1/4		BLPH386	6 mm	3/8
	BLPH14532	5/32	1/4		BLPH387	7 mm	3/8
	BLPH14316	3/16	1/4		BLPH388	8 mm	3/8
	BLPH14732	7/32	1/4		BLPH389	9 mm	3/8
	BLPH1414	1/4	1/4		BLPH3810	10 mm	3/8
	BLPH38732	7/32	3/8		BLPH123	3 mm	1/4
	BLPH3814	1/4	3/8		BLPH124	4 mm	1/4
	BLPH38516	5/16	3/8		BLPH125	5 mm	1/4
	BLPH3838	3/8	3/8		BLPH126	6 mm	1/4
	BLPH12716	7/16	1/2		BLPH128	6 mm	1/4
	BLPH1212	1/2	1/2		BLPH1210	10 mm	1/2
	BLPH12916	9/16	1/2		BLPHM1212	12 mm	1/2
	BLPH1258	5/8	1/2		BLPH1214	14 mm	1/2
BLPH1234	3/4	1/2	BLPH1217	17 mm	1/2		
				BLPH1219	19 mm	1/2	

BLPTH87 Set (87 pc)



BLPTH87

**BLPTH87 87 pc TORX®
and Hex Bit Socket
Driver Set (Blue-Point®)**

	Stock No.	Size	Square Drive, inches		Stock No.	Size	Square Drive, inches
External TORX® Sockets	BLPTE144	E4	1/4	Metric Hex Bit Sockets	BLPH1425	2.5 mm	1/4
	BLPTE145	E5	1/4		BLPH123	3 mm	1/4
	BLPTE146	E6	1/4		BLPH124	4 mm	1/4
	BLPTE147	E7	1/4		BLPH125	5 mm	1/4
	BLPTE148	E8	1/4		BLPH126	6 mm	1/4
	BLPTE3810	E10	3/8		BLPH386	6 mm	3/8
	BLPTE3812	E12	3/8		BLPH387	7 mm	3/8
	BLPTE3814	E14	3/8		BLPH388	8 mm	3/8
	BLPTE3816	E16	3/8		BLPH389	9 mm	3/8
	BLPTE3818	E18	—		BLPH3810	10 mm	3/8
	BLPTE1220	E20	1/2		BLPH1210	10 mm	1/2
	BLPTE1222	E22	1/2		BLPHM1212	12 mm	12
	BLPTE1224	E24	1/2		BLPH1214	14 mm	1/2
	TORX® Bit Sockets	BLPT146	T6		1/4	BLPH1217	17 mm
BLPT147		T7	1/4	BLPH1219	19 mm	1/2	
BLPT148		T8	1/4	Long Metric Hex Bit Sockets	BLPHL144	4 mm	1/4
BLPT149		T9	1/4		BLPHL145	5 mm	1/4
BLPT1410		T10	1/4		BLPHL146	6 mm	1/4
BLPT1415		T15	1/4		BLPHL387	7 mm	3/8
BLPT1420		T20	1/4		BLPHL388	8 mm	3/8
BLPT1425		T25	1/4		BLPHL389	9 mm	3/8
BLPT1427		T27	1/4	BLPHL3810	10 mm	3/8	
BLPT1430		T30	1/4	Fractional Hex Bit Sockets	BLPH1418	1/8	1/4
BLPT3840		T40	3/8		BLPH14964	9/64	1/4
BLPT3845		T45	3/8		BLPH14532	5/32	1/4
BLPT3850		T50	3/8		BLPH14316	3/16	1/4
BLPT1255		2-3/4	T55		BLPH14732	7/32	1/4
BLPT1260	2-3/4	T60	BLPH1414		1/4	1/4	
Long TORX® Bit Sockets	BLPTL146	T6	1/4	BLPH38732	7/32	3/8	
	BLPTL147	T7	1/4	BLPH3814	1/4	3/8	
	BLPTL148	T8	1/4	BLPH38516	5/16	3/8	
	BLPTL149	T9	1/4	BLPH3838	3/8	3/8	
	BLPTL1410	T10	1/4	BLPH12716	7/16	1/2	
	BLPTL1415	T15	1/4	BLPH1212	1/2	1/2	
	BLPTL1420	T20	1/4	BLPH12916	9/16	1/2	
	BLPTL1425	T25	1/4	BLPH1258	5/8	1/2	
	BLPTL1427	T27	1/4	BLPH1234	3/4	1/2	
	BLPTL1430	T30	1/4	Long Fractional Hex Bit Sockets	BLPHL1418	1/8	1/4
	BLPTL3840	T40	3/8		BLPHL14532	5/32	1/4
	BLPTL3845	T45	3/8		BLPHL14316	3/16	1/4
	BLPTL3850	T50	3/8		BLPHL38732	7/32	3/8
	BLPTL1255	T55	1/2		BLPHL3814	1/4	3/8
BLPTL1260	T60	1/2	BLPHL38516		5/16	3/8	
				BLPHL3838	3/8	—	



BLPPTEXT3



BLPPTA3438



BLPPTSM10



BPRFPT10



BLPPTSS3822

Pass-Thru Socket Set (Blue-Point®)

Stock No.	External Hex, inches	Length, inches	Size
BLPPTSM8	3/4	1-7/16	8 mm
BLPPTSM9	3/4	1-7/16	9 mm
BLPPTSM10	3/4	1-7/16	10 mm
BLPPTSM11	3/4	1-7/16	11 mm
BLPPTSM12	3/4	1-7/16	12 mm
BLPPTSM13	3/4	1-7/16	13 mm
BLPPTSM14	3/4	1-7/16	14 mm
BLPPTSM15	3/4	1-7/16	15 mm
BLPPTSM16	3/4	1-7/16	16 mm
BLPPTSM17	3/4	1-7/16	17 mm
BLPPTSM18	3/4	1-7/16	18 mm
BLPPTSM19	3/4	1-7/16	19 mm
BLPPTS38	3/4	1-7/16	3/8
BLPPTS716	3/4	1-7/16	7/16"
BLPPTS12	3/4	1-7/16	1/2"
BLPPTS916	3/4	1-7/16	9/16"
BLPPTS58	3/4	1-7/16	5/8"
BLPPTS1116	3/4	1-7/16	11/16"
BLPPTS34	3/4	1-7/16	3/4"

BLPPTSS3822 22 pc 3/8" Drive Pass-Thru Socket Set (Blue-Point®)

- Includes BLPPTS38–BLPPTS34 (3/8–3/4") SAE Sockets, BLPPTSM8–BLPPTSM19 (8–19 mm) Metric Sockets, BLPPTA3438 Square Drive Adaptor, BLPPTXT3 Extension and BPRFPT10 Ratchet (22 pc) in a storage case

BPRFPT10 3/8" Drive 10" Pass-Thru Flex Ratchet (Blue-Point®)

- Flex-head has seven locking positions
- 3/4" hex drive
- 10" long

BLPPTXT3 3/8" Drive 3" Pass-Thru Socket Extension (Blue-Point®)

- 3" extension

BLPPTA3438 3/8" Drive Square Drive Adaptor (Blue-Point®)

- 3/8" square drive adaptor
- 1-1/4" long

General Service Sets

- Great for use at home or on the road
- Sets offer full range of deep and shallow sockets for the most common fastener applications
- Smallest and most compact general service set offered yet
- Ratchet and Handle Driver both available for a variety of jobs
- Compact case fits in shallow Snap-on® tool box drawer

BLPGSSC100B 100 pc 3/8" Drive SAE/Metric General Service Set (Blue-Point®)

- Set covers most popular sizes of wrenches and sockets
- Tools have been newly designed and meet Snap-on® tool standards of quality
- High-quality chrome plating looks great and provides a durable, easy-to-clean finish
- Durable blow-molded case
- Removable foam divider doubles as a kneeling pad
- Lifetime warranty
- Set includes (23) SAE and Metric 1/4" Drive Standard Depth Sockets, (32) SAE and Metric 3/8" Drive Sockets, (11) External TORX® Sockets, (19) SAE and Metric Combination Wrenches, (7) 1/4" Drive and (8) 3/8" Drive accessories



BLPGSSC100B



- Do not use chrome or industrial finish hand tools with impact drivers
- Do not use "cheater bars" on handles
- Read safety precautions on pages W1 to W4

GENERAL SERVICE SETS (Blue-Point®)



BLPGSS3837

BLPGSS3837 37 pc 3/8" Drive SAE/Metric General Service Socket Set (Blue-Point®)

- Includes (8) SAE (5/16–3/4") and (14) Metric (6–19 mm) Standard 6-point Sockets, (4) SAE (5/16–3/8", 7/16–1/2", 9/16–5/8" and 11/16–3/4") (5) Metric (10–11 mm, 12–13 mm, 14–15 mm, 16–17 mm and 18–19 mm) Double Open End Wrenches, (2) Extensions (3 and 6"), Ratchet, Universal Joint and (2) Adaptors (1/4" Female x 3/8" Male and 3/8" Female x 1/4" Male)
- Includes storage case



BLPGSS3849

BLPGSS3849 49 pc 3/8" Drive SAE/Metric General Service Socket Set (Blue-Point®)

- Includes (8) SAE (5/16–3/4") 14 Metric (6–19 mm) Standard 6-point Sockets, (8) SAE (5/16–3/4") (13) Metric (7–19 mm) Deep 12-point Sockets, (2) Extensions (3 and 6"), Universal Joint, 3/8–1/4" Adaptor, 1/4–3/8" Adaptor and Ratchet
- Includes storage case



BLPGSS3885

BLPGSS3885 85 pc 3/8" Drive SAE/Metric General Service Socket Set (Blue-Point®)

- Includes (13) SAE Sockets (1/4–1") and (14) Metric Sockets (6–19 mm), (13) SAE (1/4–1") and (14) Metric (6–19 mm) Deep Sockets, (11) Sockets (E4–E20), (1) PHILLIPS® Socket Driver (#3), (2) Pozidriv® Socket Drivers (#3 and #4), (8) Tamper-Resistant TORX® Socket Drivers (T10–T45), (2) Spark Plug Sockets (5/8 and 13/16"), (6) ratchet/socket accessories and (1) Ratchet in a storage case (BLPGSS3885PB)



BLPGSSCT70B

BLPGSSCT70B 70 pc 3/8" Drive SAE/Metric General Service Set (Blue-Point®)

- Set covers most popular sizes of wrenches and sockets
- Wrenches have longer handles, providing additional leverage
- Set includes pliers that now feature a slim-line comfort grip
- Tools have been newly designed and meet Snap-on® tool standards of quality
- High-quality chrome plating looks great and provides a durable, easy-to-clean finish
- Includes (27) SAE and Metric 3/8" Standard-Depth Sockets, (19) SAE and Metric chrome plated Wrenches, Ratchet, Spinner Handle and (3) Extensions, (13) assorted Square, Hex, Slotted and PHILLIPS® Bits, (3) pair of pliers: 6" Diagonal Cutting, 8" Long Nose and 10" Groove Joint Pliers, (2) Spark Plug Sockets
- Includes a durable blow-molded case

1/2" DRIVE TOOLS

OUR 1/2" DRIVE TOOLS EXCEL IN ALMOST ANY APPLICATION, THANKS TO UNMATCHED VERSATILITY, DEPENDABILITY AND DURABILITY. WHICH ALLOWS YOU TO EXCEL AT ANY TASK TOO.

THE WIDEST RANGE, THE STRICTEST STANDARDS.

Our 1/2" drive tools are made from cold-formed alloy steel and put through rigorous testing under extreme conditions. And their performance is as impressive as their endurance, thanks to our Dual 80[®] Technology that provides dual pawls and an 80-tooth gear for more ratcheting power in less lateral space. Flank Drive[®] for greater turning power and less slippage. And grooved detents for stronger ratchet attachment and easier engagement in any position.

RATCHETS

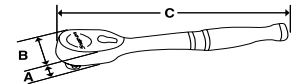


Dual 80® Technology, Chrome (1/2")

Stop, Turn and Listen. A smoother, stronger ratchet. Try them to believe them.

Dual 80® Technology Ratchets Feature:

- 80-tooth gear
- Seven teeth in contact with gear to provide strength and durability
- Up to 25% less ratcheting arc to engage the next gear tooth
- Sealed head keeps dirt and other contaminants out of the head mechanism



Stock No.	Description	Gear Teeth	Swing Arc	A	B	C	Repair Kit
S80A	Standard Handle Ratchet	80	4.5	3/4	1-5/8	10-5/16	RKRS80A
GS80A	Standard Handle Industrial Ratchet	80	4.5	3/4	1-5/8	10-5/16	RKRS80A
SL80A	Long Handle Ratchet	80	4.5	3/4	1-5/8	15	RKRS80A
SLL80A	Extra-Long Handle Ratchet	80	4.5	3/4	1-5/8	23-3/16	RKRS80A
GSL80A †	Standard Long Handle Industrial Ratchet	80	4.5	3/4	1-5/8	15	RKRS80A
SKF80A ††	Stubby Handle Flex Head Ratchet	80	4.5	3/4	1-5/8	7-1/2	RKRS80A
SF80A	Standard Handle Flex Head Ratchet	80	4.5	3/4	1-5/8	17-11/18	RKRS80A
SLF80A	Long Handle Flex Head Ratchet	80	4.5	3/4	1-5/8	24-13/16	RKRS80A
SBF80A	Standard Bent Handle Flex Head Ratchet	80	4.5	3/4	1-5/8	16-1/2	RKRS80A
SX80B	Standard Handle Locking Flex Head Ratchet	80	4.5	3/4	1-5/8	17-5/8	RKRS80A
SLX80A	Long Handle Locking Flex Head Ratchet	80	4.5	3/4	1-5/8	24-13/16	RKRS80A
SH80A ††	Red Soft Grip Handle Ratchet	80	4.5	3/4	1-5/8	12	RKRS80A
SHL80A ††	Red Soft Grip Long Handle Ratchet	80	4.5	3/4	1-5/8	16-3/4	RKRS80A
SHLL80A ††	Red Soft Grip Extra Long Handle Ratchet	80	4.5	3/4	1-5/8	24-7/8	RKRS80A
SHF80A ††	Red Soft Grip Handle Flex Head Ratchet	80	4.5	3/4	1-5/8	17-5/8	RKRS80A
SHLF80A ††	Soft Grip Long Handle Flex Head Ratchet	80	4.5	3/4	1-5/8	25-5/8	RKRS80A
SHX80B** ††	Red Soft Grip Handle Locking Flex Head Ratchet	80	4.5	3/4	1-5/8	18-1/2	RKRS80A
SHLX80A** ††	Red Soft Grip Handle Locking Flex Head Ratchet	80	4.5	3/4	1-5/8	25-3/4	RKRS80A

ASME®/ANSI® B107.10

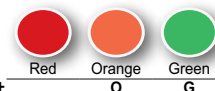
SH936-12 Soft Grip Replacement Handle.

*Uses RKRSX936JT Flex Joint Repair Kit

**Uses RKRSX80AJT Flex Joint Repair Kit and RKRSX80ALM Locking Mechanism Repair Kit

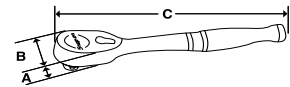
†ASME®/ANSI® B107.10 with exception of the length

Colors Available



†† 0 G

ADD SUFFIX TO STOCK NUMBER FOR SPECIAL COLORS



Quick-Release Ratchet (1/2")

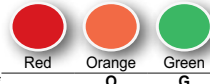
1/2" Drive Dual 80® Technology Quick-Release Ratchet Repair Kit

• For SR80A, SHR80A and SHRLF80A Dual 80® Technology Quick-Release Ratchets

Stock No.	Description	Gear Teeth	Swing Arc	A	B	C	Repair Kit
SR80A	Standard Handle Quick-Release	80	4.5	3/4	1-5/8	10-5/16	RKRSR80A
SRL80A *	Standard Long Handle Quick-Release Ratchet	80	4.5	3/4	1-5/8	15	RKRSR80A
SHR80A	Soft Grip Handle Quick-Release Ratchet	80	4.5	3/4	1-5/8	12	RKRSR80A
SHRLF80A †*	Soft Grip Long Handle Quick-Release Flex Head	80	4.5	3/4	1-5/8	25-5/8	RKRSR80A
SRX80B	Standard Handle Quick-Release Locking Flex Head	80	4.5	3/4	1-5/8	17-5/8	RKRSR80A
SHRX80B†	Standard Soft Grip Handle Quick-Release Locking Flex Head	80	4.5	3/4	1-5/8	18-1/2	RKRSR80A

† Uses RKRSX936JT Flex Joint Repair Kit
SH936-12 Soft Grip Replacement Handle.
ASME®/ANSI® B107.10

Colors Available



ADD SUFFIX TO STOCK NUMBER FOR SPECIAL COLORS



S80AFOD



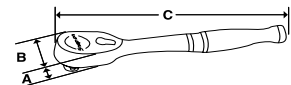
GS80AFOD



GSL80AFOD

FOD Ratchets (Foreign Object Damage) (1/2")

- Dual pawls and an 80 tooth gear provide more power in less lateral space
- Seven teeth in contact with gear to provide strength and durability
- Up to 25% less ratcheting arc to engage the next gear tooth
- Sealed head helps keep dirt and other contaminants out of the head mechanism
- Meets FOD and FME program conformance
- Designed to have the lowest profile and work with the shortest swing arc, providing better access to restricted areas
- FOD ratchets are designed to help prevent foreign object damage in sensitive work environments
- Cover plate and reverse lever are permanently affixed to ratchet head with rivets to prevent possible sources of debris



Stock No.	Description	Gear Teeth	Swing Arc	A	B	C
S80AFOD	Foreign Object Damage Handle Ratchet	80	4.5	3/4	1-5/8	10-5/16
GS80AFOD	Foreign Object Damage Industrial Handle Ratchet	80	4.5	3/4	1-5/8	10-5/16
GSL80AFOD	Foreign Object Damage Industrial Long Handle Ratchet	80	4.5	3/4	1-5/8	15

ASME®/ANSI® B107.10



- Do not use "cheater bars" on handles
- Read safety precautions on pages W1 to W4

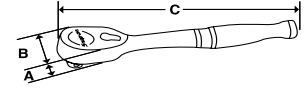
RATCHETS



SA936A



GSP936



Scaffold Ratchets (1/2")

Stock No.	Description	Gear Teeth	Swing Arc	A	B	C	Repair Kit
SA936A	Scaffold Ratchet	36	10	4-3/16	1-5/8	10-5/16	RKRSA936
GSP936	Spud Ratchet	36	10	3/4	1-5/8	15-5/8	RKRGSP936-1

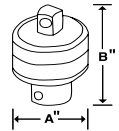
ASME®/ANSI® B107.10

GSP936 1/2" Drive Spud Ratchet

- The “spud” ratchet is ideal for lining up holes in scaffolding and other construction jobs
- A long reverse lever provides easy reversing while wearing heavy work gloves
- Locking button retention
- Taper diameter is 3/16–7/8"
- Taper length is 8"



S77A



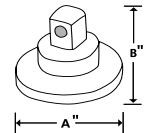
Ratchet Adaptor, Chrome (1/2")

Stock No.	Description	Gear Teeth	Swing Arc	A	B	C	Repair Kit
S77A	Ratchet Adaptor	20	18	1-5/8	3	3	RKRS77

ASME®/ANSI® B107.10



LRS70A



Ratchet Spinner (1/2")

Stock No.	Description	A	B
LRS70A	1/2" Drive Ratchet Spinner	1-3/4	1-5/8

ASME®/ANSI® B107.10

BREAKER BARS



SN15B



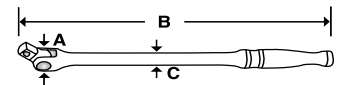
GSN18B



SN24C



SN18B




Breaker Bars (1/2")

Stock No.	Description	A	B	C	Repair Kit
SN15B	1/2" Drive 15" Standard Handle Breaker Bar	1-1/8	15	11/16	RKBB3
GSN18B	1/2" Drive 18" Standard Handle Industrial Finish Breaker Bar	1-1/8	18	11/16	RKBB3
SN18B	1/2" Drive 18" Standard Handle Breaker Bar	1-1/8	18	11/16	RKBB3
SN24C	1/2" Drive 24" Standard Handle Breaker Bar	1-1/8	24	11/16	RKBB3

ASME®/ANSI® B107.10

BREAKER BARS

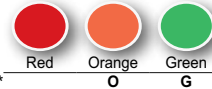


Breaker Bars (1/2")

Stock No.	Description	A	B	C	Repair Kit
SHBB24*	1/2" Drive 24" Soft Grip Handle Breaker Bar	1-1/8	24	11/16	RKBB3
SN25A	1/2" Drive 24" 45° Offset Square Breaker Bar	1-1/8	24	11/16	RKBB5
SN36	1/2" Drive 36" Standard Handle Breaker Bar	1-1/4	—	3/4	RKBB4
SHN36	1/2" Drive 36" Soft Grip Handle Breaker Bar	1-1/4	36-5/8	3/4	RKBB4

ASME®/ANSI® B107.10
SH936-12 Soft Grip Replacement Handle.

Colors Available



* ADD SUFFIX TO STOCK NUMBER FOR SPECIAL COLORS

DRIVE HANDLES



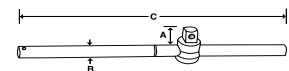
Speeders, Chrome

Stock No.	A	B	C	D
S4	1/2	7	4-3/8	18-7/8
SN4B*	5/8	6-3/8	3	17-1/4
SL4	1/2	7-3/8	4-7/16	19-1/8
N8323	1/2	18-1/16	8-1/2	32-7/8

ASME®/ANSI® B107.10
*Uses RKBB3 Repair Kit

SL4 1/2" Drive 19-1/8" Locking Speeder Drive Handle

- Sliding collar and locking pin for better socket retention



Sliding T-Handle, Chrome

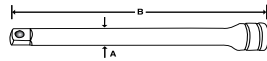
Stock No.	A	B	C
S12L	1-11/16	5/8	12

ASME®/ANSI® B107.10



- Do not use "cheater bars" on handles
- Do not use chrome or industrial finish hand tools with impact drivers
- Read safety precautions on pages W1 to W4

EXTENSIONS



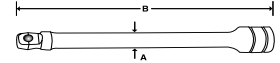
Knurled Extensions

Set Contains: 305ASX

Stock No.	Industrial Stock No.	A	B	
SX2	—	5/8	2-1/8	•
SXK3	GSXK3	5/8	3-1/2	•
SXK5	GSXK5	5/8	5	•
SXK8	—	5/8	8	•
SXK10	—	5/8	10	
SXK11	GSXK11	5/8	11	•
SX15	—	5/8	15	
SX20	—	5/8	20	
SX24	—	5/8	24	
SX36	—	5/8	36	

ASME®/ANSI® B107.10M

Set includes storage tray.



Extensions/Wobble

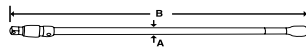

- Provides 16° of additional accessibility
- Knurled shanks for easy fingertip turning

Set Contains: 305ASXW

Stock No.	Industrial Stock No.	A	B	
SXW2*	GSXW2	5/8	2	•
SXWK3	—	5/8	3-1/2	•
SXWK5	—	5/8	5	•
SXWK8	—	5/8	8	•
SXWK11	GSXWK11	5/8	11	•

*Not knurled
ASME®/ANSI® B107.10

Set includes storage tray.



Quick-Release Locking Extensions

Stock No.	A	B
SXKL3	21/32	3
SXKL5	21/32	5
SXKL10	21/32	10

SXKLP Locking Pins (5pk)
SXKLRK FXKL Series Repair Kit



Extensions / Wobble Plus, Chrome

- Provides 16° of additional accessibility
- Usable in wobble and rigid functionality
- Knurled shanks for easy fingertip turning

Set Contains: 305SXWP

Stock No.	A	B	
SXWP2*	5/8	2	•
SXWP3	5/8	3	•
SXWP5	5/8	5	•
SXWP8	5/8	8	•
SXWP11	5/8	11	•

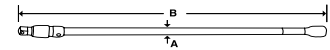
*Not knurled
ASME®/ANSI® B107.10

Set includes storage tray.

EXTENSIONS

Extensions/Locking Wobble, Chrome

- Provides 16° of additional accessibility
- Quick-release locking sleeve provides secure connection and easy socket removal
- Knurled release collar for easy one-hand operation, even with slippery hands



Set Contains:

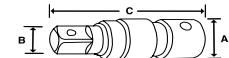
Stock No.	A	B	
SXWKL3	21/32	3	•
SXWKL5	21/32	5	•
SXWKL8	21/32	8	•

Set includes storage tray.

Locking Adaptor, Industrial



GALX3



Stock No.	A	B	C
GALX3	1/2	1/2	3-1/8

ASME®/ANSI® B107.10

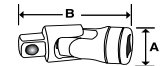
SOCKET/RATCHET ACCESSORIES



S8

GU8

103UFTS



Universal Joints

Stock No.	Industrial Stock No.	A	B
S8	GU8	15/16	2-11/16

ASME®/ANSI® B107.10

Includes storage tray.

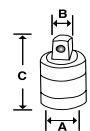
103UFTS 3 pc Combination Drive Universal Joint Set

- Includes (1) 1/4" Drive Universal Joint, (1) 3/8" Drive Universal Joint and (1) 1/2" Drive Universal Joint in storage tray



A2A

GSAF1F



Square Drive Adaptors, Industrial (1/2")

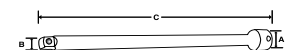
Stock No.	A	B	C	Repair Bit
A2A	3/8	1/2	1-5/16	—
GSAF1F	1/2	3/8	1-13/16	—
GAF2A	3/8	1/2	1-5/16	—
GLA12B	1/2	3/4	1-1/8	—
GLAS1F	3/4	1/2	1-7/16	GLAS1F2

ASME®/ANSI® B107.10

Extension Adaptors, Industrial



GAX12



Stock No.	Retention Type	A	B	C
GAX5	Ball Type	1/2	3/8	5
GAX12	Ball Type	1/2	3/8	12
GAX24	Ball Type	1/2	3/8	23-1/4
GAX36	Ball Type	1/2	3/8	36

ASME®/ANSI® B107.10



- Do not use chrome or industrial finish hand tools with impact drivers
- Read safety precautions on pages W1 to W4

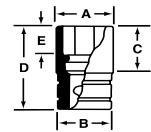
FLANK DRIVE® SOCKETS



SW241



313SWYA



Shallow, inches

mm	6	12	6	12	A	B	C	D	E	Set Contains:		
										313TWYA	314GTWYA	313SWYA
3/8	TW121A	SW121A	GTW121A	GSW121A	19/32	29/32	7/8	1-1/2	5/16	•	•	•
7/16	TW141A	SW141A	GTW141A	GSW141A	11/16	29/32	7/8	1-1/2	11/32	•	•	•
1/2	TW161A	SW161A	GTW161A	GSW161A	3/4	29/32	7/8	1-1/2	13/32	•	•	•
9/16	TW181A	SW181A	GTW181A	GSW181A	13/16	29/32	7/8	1-1/2	13/32	•	•	•
5/8	TW201	SW201	GTW201	GSW201	15/16	7/8	7/8	1-1/2	15/32	•	•	•
11/16	TW221	SW221	GTW221	GSW221	31/32	29/32	7/8	1-1/2	1/2	•	•	•
3/4	TW241	SW241	GTW241	GSW241	1-1/32	31/32	7/8	1-1/2	9/16	•	•	•
13/16	TW261	SW261	GTW261	GSW261	1-1/8	1-1/16	7/8	1-1/2	9/16	•	•	•
7/8	TW281	SW281	GTW281	GSW281	1-3/16	1-1/8	7/8	1-1/2	25/32	•	•	•
15/16	TW301	SW301	GTW301	GSW301	1-9/32	1-7/32	27/32	1-17/32	3/4	•	•	•
1	TW321	SW321	GTW321	GSW321	1-11/32	1-9/32	7/8	1-9/16	3/4	•	•	•
1-1/16	—	SW341	GTW341	GSW341	1-7/16	1-3/8	1-1/16	1-11/16	3/4	•	•	•
1-1/8	TW361	SW361	GTW361	GSW361	1-1/2	1-7/16	1-31/32	1-3/4	1-3/16	•	•	•
1-3/16	TW381	SW381	—	GSW381	1-5/8	1-9/16	1-1/8	1-3/4	3/4			
1-1/4	TW401	SW401	GTW401	GSW401	1-11/16	1-5/8	1-1/4	1-7/8	3/4		•	
1-5/16	TW421	SW421	—	—	1-3/4	1-11/16	1-1/4	1-7/8	1			
1-3/8	TW441	SW441	—	—	1-13/16	1-3/4	1-7/16	2-1/16	1			
1-7/16	TW461	SW461	—	—	1-15/16	1-7/8	1-5/8	2-1/4	1			
1-1/2	TW481	SW481	—	—	2	1-15/16	1-5/8	2-1/4	1			

Sets shown include storage tray.



SWM241



310TWMYA

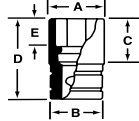
Shallow, mm, Chrome

mm	6	12	A	B	C	D	E	Set Contains:				
								310TWMYA	313TWMYA	323TWM*	313SWMYA	323SWM*
10	TWM10A	SWM101A	15.0	23.2	22.2	38.1	7.9	•		•	•	•
11	TWM11A	SWM111A	16.6	23.2	22.2	38.1	8.7	•		•	•	•
12	TWM12A	SWM121A	18.2	23.2	22.2	38.1	9.5	•	•	•	•	•
13	TWM13A	SWM131A	19.0	23.2	22.2	38.1	10.3	•	•	•	•	•
14	TWM14A	SWM141A	20.6	23.2	22.2	38.1	10.3	•	•	•	•	•
15	TWM15A	SWM151A	22.2	22.2	22.2	38.1	10.3	•	•	•	•	•
16	TWM16	SWM161	23.8	22.2	22.2	38.1	11.9	•	•	•	•	•
17	TWM17	SWM171	24.6	23.2	22.2	38.1	12.7	•	•	•	•	•
18	TWM18	SWM181	25.4	23.8	21.4	38.1	14.2	•	•	•	•	•
19	TWM19	SWM191	26.3	24.8	21.3	38.1	13.9	•	•	•	•	•
20	TWM20	SWM201	26.7	26.1	21.2	38.1	14.0		•	•	•	•
21	TWM21	SWM211	28.3	27.5	21.1	38.1	14.0		•	•	•	•
22	TWM22	SWM221	29.9	28.6	20.9	38.1	14.2		•	•	•	•
23	TWM23	SWM231	31.2	29.9	20.8	38.1	14.5		•	•	•	•
24	TWM24	SWM241	32.5	30.9	22.2	38.8	15.8		•	•	•	•
25	TWM25	SWM251	33.3	31.7	22.2	38.8	15.8			•	•	•
26	TWM26	SWM261	34.9	33.3	23.8	41.2	15.8			•	•	•
27	TWM27	SWM271	36.5	34.9	25.4	42.8	17.4			•	•	•
28	TWM28	SWM281	38.1	36.5	26.9	44.4	17.4			•	•	•
29	TWM29	SWM291	39.3	38.0	26.1	44.5	17.8			•	•	•
30	TWM30	SWM301	41.0	39.6	26.1	44.5	18.5			•	•	•
31	TWM31	SWM311	42.5	41.2	29.1	47.6	19.1			•	•	•
32	TWM32	SWM321	42.5	41.2	28.9	47.6	19.8			•	•	•

Sets shown include storage tray unless noted.*

FLANK DRIVE® SOCKETS

1/2" DRIVE TOOLS



Deep, mm, Chrome

mm	Set Contains:									
	6	12	A	B	C	D	E	6	6	12
10	TSM10A	SM10A	15.0	23.2	66.7	82.6	7.9		•	
11	TSM11	SM11A	16.6	23.2	66.7	82.6	8.7			
12	TSM12A	SM12B	18.2	23.2	66.7	82.6	9.5	•	•	•
13	TSM13A	SM13A	19.0	23.2	66.7	82.6	10.3	•	•	•
14	TSM14A	SM14A	20.6	23.2	66.7	82.6	10.3	•	•	•
15	TSM15A	SM15A	22.2	22.2	66.7	82.6	10.3	•	•	•
16	TSM16	SM16	23.8	22.2	51.0	82.6	11.9	•	•	•
17	TSM17	SM17	24.6	23.2	51.0	82.6	12.7	•	•	•
18	TSM18	SM18	25.4	23.8	51.0	82.6	14.3	•	•	•
19	TSM19	SM19	26.3	24.6	52.5	82.6	14.2	•	•	•
20	TSM20	SM20	26.7	26.1	58.5	82.6	14.0	•	•	•
21	TSM21	SM21	28.3	27.5	58.5	82.6	14.0	•		•
22	TSM22	SM22	29.9	28.6	58.5	82.6	14.2	•		•
23	TSM23	SM23	31.2	29.9	58.0	82.6	14.5	•		•
24	TSM24	SM24	32.5	30.9	50.0	82.6	15.8	•		•
25	TSM25	SM25	33.3	31.7	50.0	82.6	15.8			
26	TSM26	SM26	34.9	33.3	50.0	82.6	15.8			
27	TSM27	SM27	36.2	34.9	50.0	82.6	17.5			
28	TSM28	SM28	37.8	36.5	50.0	82.6	17.5			
29	TSM29	SM29	39.3	38.0	64.3	82.6	17.8			
30	TSM30	SM30	41.0	39.6	64.0	82.6	18.5			
31	TSM31	SM31	42.5	41.2	64.0	82.6	19.1			
32	TSM32	SM32	42.5	41.2	63.8	82.6	19.8			

Sets shown include storage tray.

Shallow/Deep Sets, mm, Chrome

320TSWMB 20 pc 1/2" Drive 6-Point Metric Flank Drive® Shallow/Deep Socket Set

- Includes (20) Shallow and Deep Sockets (10–20 mm)



320TSWMB



• Do not use chrome or industrial finish hand tools with impact drivers
 • Read safety precautions on pages W1 to W4

FLANK DRIVE® SOCKETS



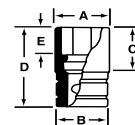
S241



GS201



313SYA



Deep, inches

Size	Set Contains:												
	II	6	12	6	12	A	B	C	D	E	6	6	12
3/8	TS121A	S121A	GTS121A	—	—	19/32	29/32	2-5/8	3-1/4	5/16	•	•	•
7/16	TS141A	S141A	GTS141A	—	—	3/4	29/32	2-5/8	3-1/4	11/32	•	•	•
1/2	TS161A	S161A	GTS161A	GS161A	—	3/4	29/32	2-5/8	3-1/4	13/32	•	•	•
9/16	TS181A	S181A	GTS181A	GS181A	—	13/16	29/32	2-5/8	3-1/4	13/32	•	•	•
5/8	TS201	S201	GTS201	GS201	—	15/16	7/8	1-31/32	3-1/4	15/32	•	•	•
11/16	TS221	S221	GTS221	GS221	—	31/32	29/32	1-31/32	3-1/4	1/2	•	•	•
3/4	TS241	S241	GTS241	GS241	—	1-1/32	31/32	2-5/8	3-1/4	9/16	•	•	•
25/32	—	S251	—	—	—	1-1/16	1-1/32	2-1/8	3-1/4	5/8			
13/16	TS261	S261	GTS261	GS261	—	1-1/8	1-1/16	2-5/8	3-1/4	9/16	•	•	•
7/8	TS281	S281	GTS281	GS281	—	1-3/16	1-1/8	2-5/8	3-1/4	9/16	•	•	•
15/16	TS301	S301	GTS301	GS301	—	1-9/32	1-7/32	1-31/32	3-1/4	3/4	•	•	•
1	TS321	S321	GTS321	GS321	—	1-11/32	1-9/32	1-31/32	3-1/4	3/4	•	•	•
1-1/16	TS341	S341	GTS341	GS341	—	1-7/16	1-3/8	1-31/32	3-1/4	3/4	•	•	•
1-1/8	TS361	S361	GTS361	GS361	—	1-1/2	1-7/16	1-31/32	3-1/4	2-5/32	•	•	•
1-3/16	TS381	S381	GTS381	GS381	—	1-5/8	1-9/16	2-5/8	3-1/4	1-3/16			
1-1/4	TS401	S401	GTS401	GS401	—	1-11/16	1-5/8	2-5/8	3-1/4	1			
1-5/16	TS421	S421	—	—	—	1-3/4	1-11/16	2-9/16	3-1/4	1			
1-3/8	TS441	S441	—	—	—	1-13/16	1-3/4	2-9/16	3-1/4	1			
1-7/16	TS461	S461	—	—	—	1-15/16	1-7/8	2-5/8	3-1/4	1			
1-1/2	TS481	S481	—	—	—	2	1-15/16	2-5/8	3-1/4	1-1/16			

ASME®/ANSI® B107.1

Sets shown include storage tray.





SDH201

Semi-Deep, inches

Size	12	A	B	C	D	E
3/8	SDH121	19/32	7/8	13/16	1-1/2	9/32
7/16	SDH141	11/16	29/32	13/16	1-1/2	11/32
1/2	SDH161	3/4	29/32	13/16	1-1/2	3/8
9/16	SDH181	27/32	29/32	13/16	1-1/2	13/32
5/8	SDH201	29/32	7/8	13/16	1-1/2	15/32
11/16	SDH221	31/32	15/16	1-1/16	1-3/4	1/2
3/4	SDH241	1-1/16	1-1/32	1-1/16	1-3/4	19/32
25/32	SDH251	1-1/32	1-1/64	1-3/32	1-3/4	5/8
13/16	SDH261	1-1/8	1-3/32	1-1/16	1-3/4	21/32
7/8	SDH281	1-3/16	1-5/32	1-1/8	1-3/4	23/32
15/16	SDH301	1-9/32	1-1/8	1-5/32	1-13/16	23/32
1	SDH321	1-11/32	1-5/16	1-7/32	1-7/8	3/4
1-1/16	SDH341	1-7/16	1-13/32	1-7/32	1-15/16	3/4
1-1/8	SDH361	1-1/2	1-15/32	1-1/4	1-31/32	25/32
1-3/16	SDH381	1-9/16	1-17/32	1-5/16	2	25/32
1-1/4	SDH401	1-9/16	1-17/32	1-9/32	2-1/32	13/16
1-5/16	SDH421	1-21/32	1-5/8	1-5/16	2-1/32	27/32

Shallow Universal, Inches, Chrome

Set Contains: 307SUY

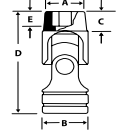
		A	B	C	D	E	
9/16	SU18	27/32	15/16	1-19/64	27/32	15/16	•
5/8	SU20	15/16	15/16	1-21/64	2-15/32	3/8	•
11/16	SU22	1-1/16	1-1/16	1-15/32	2-9/16	7/16	•
3/4	SU24	1-1/8	1-1/8	1-43/64	2-7/8	1/2	•
13/16	SU26	1-3/16	1-1/8	1-3/4	2-15/16	9/16	•
7/8	SU28	1-1/4	1-1/8	1-3/4	2-15/16	9/16	•
15/16	SU30	1-5/16	1-1/8	1-13/16	3	9/16	•

ASME®/ANSI® B107.10M

Set includes storage tray.



SU24



TORX® SOCKETS

★ TORX Plus® with Countersink

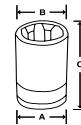
- SLEPL Series of TORX Plus® Sockets with shallow countersink are designed for use on external TORX Plus® low-profile head fasteners to fully engage the fastener head
- Manufactured from special alloy steel
- Precision forged and heat treated for optimum strength and durability



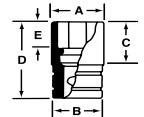
SLEPL200



GSLEPL200



213AFLEY



★ Shallow TORX®, Chrome

#	Stock No.	Industrial Stock No.	A	B	C
18EP	SLEPL180	—	29/32	15/16	1-1/2
20EP	SLEPL200	GSLEPL200	15/16	11/16	1-1/2
22EPL	SLEPL220	—	15/16	11/16	1-1/2
24EPL	SLEPL240	—	15/16	11/16	1-1/2

#	Stock No.	A	B	D
E14	SLE140	21/32	7/8	1-1/2
E16	SLE160A	23/32	27/32	1-1/2
E18	SLE180A	27/32	7/8	1-1/2
E20	SLE200A	15/16	7/8	1-1/2
E24	SLE240	1-1/16	1	1-1/2

Set includes magnetic storage tray.

SLEPL200 1/2" Drive 20EPL TORX Plus® with Countersink Socket

- For removal and installation of low-profile drive plate and flywheel bolts on QR25 Nissan® motors with automatic transmissions
- Similar to the J-45816 Nissan® specialty tool
- For flywheel bolts on Nissan® QR25 motors with manual transmissions use the FTX50TPE 3/8" Drive T50 TORX Plus® Male Socket

213AFLEY 13 pc Combination Drive TORX® Shallow Socket Set


- Includes (13) sockets— 1/4" drive (E4–E10), 3/8" drive (E11–E14), and 1/2" drive (E16–E24)

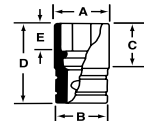
SPLINE SOCKETS

Snap-on® spline wrenching tools have been developed to service high tensile strength spline nuts and bolts widely used on both military and commercial aircraft. Precise, radial spline teeth engage the fastener teeth over a wider area to minimize stress, and allow application of high torque to reduce risk of damage to the fastener or to the tool.

Chrome tools comply with Military Spec. MS-33787 and MIL-W-8982. The unique spline wrenching configuration can also be used on ordinary six- and 12-point fasteners with an advantage similar to the Snap-on Flank Drive® wrenching system.

Shallow, Inches, Chrome (1/2")

	Stock No.	A	B	C	D	E	
#16	1/2	SES161B	23/32	55/64	5/8	1-19/64	29/64
#18	9/16	SES181B	53/64	55/64	5/8	1-19/64	15/32
#20	5/8	SES201B	29/32	29/32	7/8	1-17/32	17/32
#22	11/16	SES221B	31/32	31/32	7/8	1-17/32	9/16
#24	3/4	SES241B	1-1/16	31/32	13/16	1-17/32	9/16
#26	13/16	SES261B	1-1/8	1-1/16	25/32	1-17/32	9/16
#28	7/8	SES281B	1-3/16	1-1/8	25/32	1-17/32	9/16
#30	15/16	SES301B	1-9/32	1-7/32	3/4	1-17/32	9/16

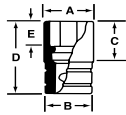


SES161B



- Do not use chrome or industrial finish hand tools with impact drivers
- Read safety precautions on pages W1 to W4

SPECIAL APPLICATION SOCKETS



Double Square, Inches, Chrome

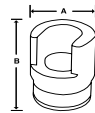


SW412

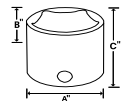
		Stock No.	A	B	C	D	E
3/8		SW412	23/32	7/8	7/8	1-1/2	5/16
7/16		SW414	51/64	7/8	7/8	1-1/2	3/8
1/2		SW416	29/32	7/8	7/8	1-1/2	13/32
9/16		SW418	31/32	29/32	7/8	1-1/2	7/16
5/8		SW420	1-1/16	1	7/8	1-1/2	1/2
11/16		SW422	1-3/16	1-1/8	7/8	1-1/2	1/2
3/4		SW424	1-9/32	1-3/16	7/8	1-1/2	9/16
13/16		SW426	1-7/16	1-3/8	1	1-5/8	5/8
7/8		SW428	1-1/2	1-7/16	1-1/8	1-3/4	5/8
15/16		SW430	1-5/8	1-9/16	1-1/8	1-13/16	11/16
1		SW432	1-11/16	1-5/8	1-1/4	1-7/8	11/16



WH280



B2191

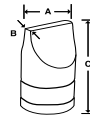


Weatherhead® Fittings, Inches, Chrome

	Stock No.	A	B
7/8	WH280	1-3/8	1-13/16
29/32	WH290	1-7/16	1-13/16
15/16	WH300	1-1/2	1-13/16



A26A



Drag Link, Industrial

Stock No.	A	B	C
A15A	1-3/16	.150	1-11/16
A17A	15/16	.150	1-11/16
A26A	3/4	.109	1-11/16

Flank Drive® Pentagon Socket

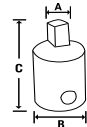
Stock No.	A	B	C
B2191	1-1/8	1/2	1-1/16

B2191 1/2" Drive 5-Point SAE 1-1/8" Flank Drive® Pentagon Socket

- A specialty socket for servicing recessed 5-point nuts found on tamper-resistant Buffalo covers used by gas, electric and some water companies to protect shut-off gates



PPM516A



Pipe Plug, Inches, Chrome

Stock No.	A	B	C
PPM516A	1/2	15/16	1-7/16

TORQUE ADAPTORS



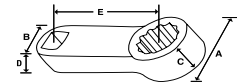
STA35

Torque Adaptor 1/2" Drive Female/Male Torque Adaptor

- Manufactured from special alloy steel
- Precision machined and heat treated for optimum strength and durability
- 3.5" length measured center to center



SRDH321



Standard, inches

- Manufactured from special alloy steel
- Precision forged and heat treated for optimum strength and durability
- Double hex (12-point) configuration allows socket to engage single hex fastener every 30° rather than every 60°, allowing for better access in restricted areas

Working Torque, in-lb			A	B	C	D	E
4,312	1	SRDH321	1.458	1.040	19/32	19/32	3
3,564	1-1/16	SRDH341	1.563	1.032	19/32	19/32	2
5,192	1-1/8	SRDH361	1.641	1.040	19/32	19/32	3
5,600	1-1/4	SRDH401	1.823	1.040	19/32	19/32	3
5,600	1-3/8	SRDH441	2.00	1.040	19/32	19/32	3

SPLINE TORQUE ADAPTORS

1/2" DRIVE TOOLS

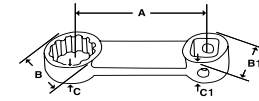
Spline, Inches, Chrome (1/2")

- Snap-on® spline wrenching tools have been developed to service high-tensile strength spline nuts and bolts widely used on both military and commercial aircrafts
- Precise radial spline teeth engage the fastener teeth over a wider area to minimize stress and allow application of high-torque to reduce risk of damage to the fastener or the tool

- Chrome tools comply with Military Spec MS-33787 and MIL-W-89823
- The unique spline wrenching configuration can also be used on ordinary six and 12-point fasteners with an advantage similar to the Snap-on® Flank Drive® wrenching system

Set Contains: **SRES306**

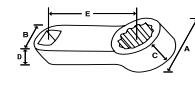
#		Stock No.	Working Torque, in-lb	A	B-B1	C-C1	
#18	9/16	SRES18	2,275	3	.818-1.04	13/32-1/2	•
#20	5/8	SRES20	2,450	3	.900-1.04	1/2-1/2	•
#22	11/16	SRES22	2,975	3	.989-1.04	1/2-1/2	•
#24	3/4	SRES24	3,500	3	1.08-1.04	1/2-1/2	•
#26	13/16	SRES26	4,410	3	1.16-1.04	1/2-1/2	•
#28	7/8	SRES28	4,900	3	1.26-1.04	1/2-1/2	•
#30	15/16	SRES30A	6,000	3	1.26-1.04	37/64-37/64	•



SRES306

Double Hex, mm, Chrome (1/2")

Stock No.	A	B	C	D	E
SRDHM30	9.5	11.9	6.6	6.6	25.4



SRDHM30

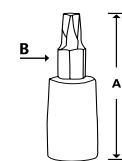
TORX® BIT SOCKETS



STX70E



STXL55E K1820A



STX60TPE

★ TORX®/Standard, Chrome (1/2")

#	Stock No.	A	B
T55	STX55E	2-9/16	FTX55E2
T60	STX60E	3-11/32	STX60E2
T70	STX70E	3-1/2	STX70E2

★ TORX®/Long, Chrome (1/2")

#	Stock No.	A	B
T50	STXL50E	4-5/8	STXL50E2
T55	STXL55E	4-5/8	STXL55E2
T60	STXL60E	4-5/8	STXL60E2
T70	K1820A	5-3/8	K1820A2
T80	STXL80E	4-51/64	STXL80E2

★ TORX Plus®, Chrome (1/2")

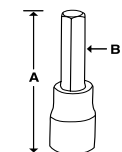

#	Stock No.	A	B
45IP	STX45TPE	2-9/16	FTX45TPE2
50IP	STX50TPE	2-43/64	STX50TPE2
55IP	STX55TPE	2-3/4	FTX55TPE2
60IP	STX60TPE	3-9/32	STX60TPE2

METRIC HEX BIT SOCKETS

Hex/Standard, mm, Chrome (1/2")

Set Contains: **307ESAMY**

mm		A	B	
6	SAM6E	60.5	FAM6E2	•
8	SAM8E	62	FAM8E2	•
10	SAM10E	62.8	SAM10E2	•
12	SAM12E	81	SAM12E2	•
14	SAM14E	81	SAM14E2	•
14	SAM16E	95.2	SAM16E2	•
17	SAM17E	93.7	SAM17E2	•
19	SAM19E	103.1	SAM19E2	•



307ESAMY

Set includes magnetic storage tray.

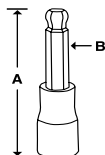


- Do not use chrome or industrial finish hand tools with impact drivers
- Read safety precautions on pages W1 to W4

METRIC HEX BIT SOCKETS



SABLM12E



Ball Hex/Long, mm, Chrome (1/2")

mm	Part No.	A	B
12	SABLM12E	137.1	SABLM12E2



SAM12LE

Hex/Long, mm, Chrome (1/2")

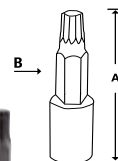
mm	Part No.	A	B
10	SAM10LE	152.4	SAM10LE2
12	SAM12LE	98	SAM12LE2
13	SAM13LE	24.2	SAM13LE2

SAM12LE 1/2" Drive Metric 12 mm Long Hex Bit Socket

- Essential for removal or installation of bolt found on the lower forks of 2006 and newer Harley-Davidson® Dyna® series
- Used when servicing the internal parts of the fork

Double Hex/Standard, mm, Chrome (1/2")

Double Hex Socket Drivers and Triple Square Socket Drivers cannot be interchanged between applications. Triple Square Socket Drivers have 90° corners. Double Hex Socket Drivers have 120° corners. Using a Triple Square tool in a Double Hex application will strip the bolt head. In general, Triple Square tools are used on European vehicles and Double Hex tools are used on Asian vehicles.



SADM10E

mm	Part No.	A	B
10	SADM10E	100.0	SADM10E2

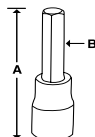
SADM10E 1/2" Drive Metric 10 mm Lexus®/ Toyota® Double Hex Socket Driver

- Applications include removal/installation of head bolts on Toyota® Highlander®, 4Runner®, Camry®, Matrix®, Corolla® and Lexus® IS300, GS300, SC300 vehicles

HEX BIT SOCKETS



307ESAY



Hex/Standard, inches (1/2")

Set Contains: 307ESAY

Part No.	Hex Size	Hex Size	A	B	Ret Ring
SA10E	5/16"	GSA10E	2-3/8"	FA10E2	•
SA12E	3/8"	GSA12E	2-1/2"	SA12E2	•
SA14E	7/16"	GSA14E	2-7/8"	SA14E2	•
SA16E	1/2"	GSA16E	3-1/16"	SA16E2	•
SA18E	9/16"	GSA18E	3-3/16"	SA18E2	•
SA20E	5/8"	GSA20E	3-11/32"	LAW120E2	•
SA24E	3/4"	GSA24E	4-1/16"	LAW124E2	•

Set includes magnetic storage tray.

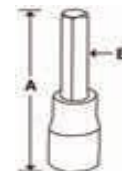
IMPACT DRIVERS AND SETS

Impact Rated Hex Drivers (1/2")

- Manufactured from special alloy steel and heat treated for optimum strength and durability
- Snap-on® bits are designed with a precise fit and tight tolerances to prevent slippage and disengagement
- Outperform one-piece design models; two-piece design makes replacement economical and convenient
- Bits can be easily replaced by hand—no need to put them in a vice and punch them out with a hammer
- 3/8" drive sizes—12 and 14 mm, 1/2 and 9/16"
- 1/2" drive sizes—5/8, 11/16, 3/4 and 7/8"
- Optional retaining ring ensures positive attachment to anvil for added protection – RR37575 for 3/8" models and RR50130 for 1/2" models
- Designed for use with pneumatic or cordless impact guns



IMSA20



Stock No.	Size	Drive	A	B	Optional Ret Ring
IMSA20	5/8"	1/2"	3-1/2"	IMSA20-2	RR50130
IMSA22	11/16"	1/2"	3-1/2"	IMSA22-2	RR50130
IMSA24	3/4"	1/2"	3-1/2"	IMSA24-2	RR50130
IMSA28	7/8"	1/2"	3-1/2"	IMSA24-2	RR50130

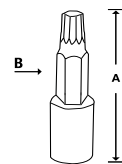
TRIPLE SQUARE BIT SOCKETS



STSM10LE



TSS7KIT



Set Contains:

TSS7KIT

Triple Square/Standard, mm, Chrome (1/2")

mm		Stock No.	A	B	
Standard Length	10	STSM10E	88.9	STSM10E2	•
	12	STSM12E	109.5	STSM12E2	•
	14	STSM14E	108.0	STSM14E2	•
	16	STSM16E*	108.0	STSM16E2	•
	18	STSM18E	108.0	STSM18E2	•
Long	10	STSM10LE	156.3	STSM10LE2	•
	12	STSM12LE	147.6	STSM12LE2	•

*Tamper resistant

Set shown includes storage tray.

STSM12E 1/2" Drive Metric 12 mm Standard Triple Square Bit Socket Driver

- Applications include removal/installation of cylinder head bolts on Mercedes-Benz®, rear toe adjustment on 1999 and newer Audi® A6® and axle shaft bolts on new VW® vehicles

STSM14E 1/2" Drive Metric 14 mm Standard Triple Square Bit Socket Driver

- Applications include 2003 and later VW® Touareg® front axle bolts, 2003 and later Porsche® Cayenne® front axle bolts, various Audi®/VW® axle bolts and Audi® TT differential mount bolts and transmission drain plugs

STSM16E 1/2" Drive Metric 16 mm Standard Triple Square Bit Socket Driver

- Applications include Audi® TT clutch and belly pan, various VW®/Audi® transmission drain plugs (tamper-resistant), 2003 and later VW® Touareg® front and rear brake caliper bolts, 2003 and later Porsche® Cayenne® brake caliper bolts, Detroit Diesel® flywheel bolts and front crank pulley on 900 and 4000 engines and head bolts on 900 engines

STSM18E 1/2" Drive Metric 18 mm Standard Triple Square Bit Socket Driver

- Applications include removal/installation of rear axle bolts of 2006 VW® Jetta® and Golf® vehicles

STSM10E 1/2" Drive Metric 10 mm Standard Triple Square Bit Socket Driver

- Double hex bit sockets and triple square bit sockets cannot be interchanged between applications
- Triple square bit sockets have 90° corners and double hex bit sockets have 120° corners
- Using a triple square bit socket in a double hex bit application will strip the bolt head
- In general, triple square bit sockets are used on European vehicles
- Pinless bits (no roll pin) provide a solid fit, are easily replaced, and have no hole to collect dirt and grit
- Bits feature natural oil coat finish to protect against corrosion

Triple Square/Stubby, mm, Chrome (1/2")

- Pinless bits (no roll pin) provide a solid fit, are easily replaced, and have no hole to collect dirt and grit
- Bit sockets are chrome plated
- Bits feature natural oil coat finish to protect against corrosion
- Double Hex socket drivers and Triple Square socket drivers cannot be interchanged between applications
- Using a Triple Square tool in a Double Hex application will strip the bolt head
- In general, Triple Square tools are used on European vehicles and Double Hex tools are used on Asian vehicles



305STSMSE

Set Contains:
305STSMSE

mm	Stock No.	A	B	
10	STSM10SE	59.4	STSM10SE2	•
12	STSM12SE	59.4	STSM12SE2	•
14	STSM14SE	63.2	STSM14SE2	•
16	STSM16SE	68.1	STSM16SE2	•
18	STSM18SE	69.8	STSM18SE2	•

Set includes magnetic storage tray.

STSM10SE 1/2" Drive Metric 10 mm Triple Square Bit Socket Driver

- Applications include removal/installation of cylinder head bolts, drive shaft bolts and various other applications on VW®, Audi® and Mercedes-Benz® vehicles

STSM12SE 1/2" Drive Metric 12 mm Triple Square Bit Socket Driver

- Applications include removal/installation of head bolts and axle shaft bolts on VW®, Audi® and Mercedes® vehicles

STSM14SE 1/2" Drive Metric 14 mm Triple Square Bit Socket Driver

- In general, Triple Square tools are used on European vehicles and Double Hex tools are used on Asian vehicles

STSM16SE 1/2" Drive Metric 16 mm Triple Square Bit Socket Driver

- In general, Triple Square tools are used on European vehicles and Double Hex tools are used on Asian vehicles

STSM18SE 1/2" Drive Metric 18 mm Triple Square Bit Socket Driver

- In general, Triple Square tools are used on European vehicles and Double Hex tools are used on Asian vehicles

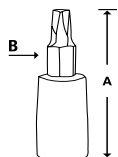


- Do not use chrome or industrial finish hand tools with impact drivers
- Read safety precautions on pages W1 to W4

SPECIAL APPLICATION BIT SOCKETS



SPDL10E



PolyDrive Head Bolts, mm (1/2")

	Stock No.	Description	A	B
10	SPDL10E	1/2" Drive Metric 10 mm VW®/Audi® Polydrive Head Bolt Bit Socket Driver	159	SPDL10E2

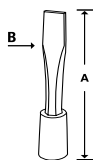
SPDL10E 1/2" Drive Metric 10 mm VW®/Audi® Polydrive Head Bolt Bit Socket Driver

- Applications include removal/installation of #10 PolyDrive cylinder head bolts on 1998 and later VW®/Audi® vehicles with 5-valve motors


FLAT TIP AND PHILLIPS® TIP BIT SOCKETS



SW32E

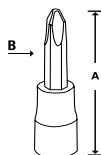


— Flat Tip/ Standard, Chrome (1/2")


	Stock No.	A	B
7/16 x .050	SW28E	3-1/16	SW28E2A
1/2 x .075	SW32E	3-1/16	SW32E2A
5/8 x .093	SW40E	3-1/4	SW40E2A



SP32E



PHILLIPS®/Standard, Chrome (1/2")

	Stock No.	A	B
#3	SP32E	2-3/16	SP32E2
#4	SP42E	2-5/16	SP42E2

IMPACT DRIVERS AND SETS



PIT160



PIT3120EB

Impact Driver Set (1/2")

Set Contains: **PIT3120EB**

Stock No.	Description	
PIT160	1/2" Drive Impact Driver	•
A26A	1/2" Drive 3/4" Blade Width Drag Link Socket	•
SA10E	1/2" Drive SAE 5/16" Standard Hex Bit Socket Driver	•
SA12E	1/2" Drive SAE 3/8" Standard Hex Bit Socket Driver	•
SA14E	1/2" Drive SAE 7/16" Standard Hex Bit Socket Driver	•
SA16E	1/2" Drive SAE 1/2" Standard Hex Bit Socket Driver	•
SA18E	1/2" Drive SAE 9/16" Standard Hex Bit Socket Driver	•
SA20E	1/2" Drive SAE 5/8" Standard Hex Bit Socket Driver	•
SP32E	1/2" Drive #3 PHILLIPS® Standard Bit Socket Driver	•
SP42E	1/2" Drive #4 PHILLIPS® Standard Bit Socket Driver	•
SW28E	1/2" Drive 7/16" Flat Tip Standard Bit Socket Driver	•
SW32E	1/2" Drive 1/2" Flat Tip Standard Bit Socket Driver	•
KRA142B	Metal Storage Case	•

PIT160 1/2" Drive Impact Driver

- This 1/2" drive unit delivers cam action impact when struck with a hammer

PIT3120EB 12 pc 1/2" Drive Impact Driver Set

- PIT160 Impact Driver plus sockets and socket drivers (12 pc) in KRA142B Metal Storage Case

Extensions

- Ideal for use on transmission bellhousing bolts, transaxle and suspension service
- Pull-back collar for fast and easy attachment and removal of sockets
- Knurled release collar provides easy one-hand operation
- Single body construction for maximum strength and locking mechanism specifically for impact use
- Female drive end recessed to accommodate newer style impact guns

Extensions/Locking

Stock No.	A	B	Set Contains:	
			303IMXL	303AIMXL
IMXL32	5/8	3-1/2	•	
IMXL52	5/8	5	•	
IMXL102	5/8	10	•	
IMXL182	5/8	18		•
IMXL242	5/8	24		•
IMXL312	5/8	31		•

Sets include storage tray.



Extensions/Snap Ring Retention, Industrial

Stock No.	A	B	Set Contains:	
			304IMX	
IMX32B	5/8	3	•	
IMX52	21/32	5-3/32	•	
IMX112	21/32	11-1/4	•	

Set includes IP80D and storage tray.




304IMX 4 pc 1/2" Drive Impact Extension Set

- Includes (3) extensions (3, 5-3/32 and 11-1/4") plus (1) universal joint in a storage tray

Extension Adaptor

Stock No.	A	B	C	D
IMXA42	3/8	1/2	1/2	4



Universal Joints (Impact)

Stock No.	Socket Attachment	A	B
IP80D	Pin Type	1-1/4	2-3/4
IP800	Ball Type	1-1/4	2-3/4

Set includes storage tray.



202IP 2 pc Combination Drive Impact Universal Joint Set

- Includes 3/8" drive and 1/2" drive Impact Swivel Universal Joints

Swivel Extensions (1/2")

- Laser-welded pivot pin allows smooth, full 30° swivel action for efficient power transfer
- Manufactured from special alloy steel and heat treated for optimum strength and durability
- Provides versatility for the technician as they can use any shallow, semi-deep, deep, 6-point, 12-point, metric or SAE impact socket, and are not limited to just one size

IPSX6 1/2 Drive 6" Swivel Impact Extension

- Removes and installs bolts/nuts with a 1/2" impact gun
- Technician can use any shallow, semi-deep, deep, 6-point, 12-point, metric or SAE impact socket with this extension
- Employs friction ball socket retention method
- Manufactured from special alloy and heat-treated for optimum strength and durability

IPSXL6 1/2 Drive 6" Swivel Impact Pinned Extension

- Removes and installs bolts/nuts with a 1/2" impact gun
- Technicians can use any shallow, semi-deep, 6-point, 12-point, metric or SAE impact socket with this extension
- Manufactured from special alloy and heat-treated for optimum strength and durability
- Laser welded pivot pin allows smooth, full 30° swivel action for efficient power transfer
- Employs lock button engagement in side lock holes of socket ensuring positive retention



• Do not use chrome or industrial finished hand tools with power impact drivers
• Read safety precautions on pages W1 to W4

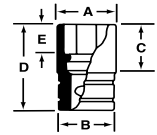
FLANK DRIVE® IMPACT SOCKETS



IMM150A



310IMMYA



Shallow, mm

mm	Set Contains:											
	6	12	A	B	C	D	E	6	6	6	12	
10	IMM100A	IMDM100A	15.0	22.6	22.2	38.1	7.9	•			•	•
11	IMM110A	IMDM110A	18.2	22.6	22.2	38.1	8.7	•			•	•
12	IMM120A	IMDM120A	19.0	24.3	22.2	38.1	9.5	•			•	•
13	IMM130A	IMDM130A	20.6	24.3	22.2	38.1	10.3	•			•	•
14	IMM140A	IMDM140A	22.2	24.3	22.2	38.1	10.3	•			•	•
15	IMM150A	IMDM150A	23.8	26.4	22.2	38.1	10.3	•	•		•	•
16	IMM160A	IMDM160A	24.6	26.4	22.2	38.1	11.9	•	•		•	•
17	IMM170A	IMDM170A	25.4	26.7	22.2	38.1	12.7	•	•		•	•
18	IMM180	IMDM180	26.7	26.7	19.1	38.1	12.7	•	•		•	•
19	IMM190	IMDM190	28.3	28.3	21.3	38.1	12.7	•	•		•	•
20	IMM200	IMDM200	29.9	29.9	21.1	38.1	14.2	•	•			•
21	IMM210	IMDM210	31.5	31.5	21.0	38.1	14.2	•	•			•
22	IMM220	IMDM220	33.3	33.3	21.4	38.1	15.9	•	•			•
23	IMM230	IMDM230	34.1	34.1	27.8	44.5	15.9	•	•			•
24	IMM240	IMDM240	34.9	34.9	27.8	44.5	15.9	•	•			•
25	IMM250	—	29.8	29.8	27.0	44.5	15.9		•			
26	IMM260	—	38.1	38.1	33.3	50.8	15.9					
27	IMM270	IMDM270	39.4	39.4	27.1	50.8	20.3		•			
29	IMM290	—	41.1	41.1	33.3	50.8	21.1					
30	IMM300	—	42.7	42.7	32.1	50.8	21.6					
32	IMM320	IMDM320	45.7	45.7	36.8	50.8	20.6					
34	IMM340	—	47.6	42.9	40.5	52.4	22.4					
36	IMM360	IMDM360	50.8	46.0	41.3	57.2	22.2					
39	—	IMDM390	53.8	39.6	36.8	50.8	22.3					
41	—	IMDM410	55.6	40.5	31.8	51.6	22.2					
46	IMM460	—	64.8	47.6	50.3	69.9	29.7					

Sets include storage tray.

IMDM360 1/2" Drive 12-Point Metric 36 mm Flank Drive® Shallow Impact Socket

- Applications include the removal and installation of Duramax® Diesel front crankshaft bolt, late-model BMW® axle shafts, and 2003 GM® and 2004 Dodge® pinion nuts on trucks with 11.5 AAM axles
- Snap-on® impact sockets are heat treated to optimize impact service life with a lower hardness than hand sockets and are able to withstand repeated cycling loads of impact wrenches
- Snap-on® uses a proprietary blend of special alloy socket steel that provides long life and great strength
- Flank Drive® wrenching system delivers up to 20% more turning power without slipping or rounding while exceeding ANSI® performance standards

IMDM320 1/2" Drive 12-Point Metric 32 mm Flank Drive® Shallow Impact Socket

- Applications include servicing axle nuts on 1992–1999 Mercedes-Benz® W140 chassis SC and SL Class; Porsche® Boxster®, Cayenne® and 944; plus 2007–later BMW® x3, X5® and X6® Series vehicles
- Other uses include drive shaft nuts on 2003–later VW® Touareg® vehicles

IMDM390 1/2" Drive 12-Point Metric 39 mm Flank Drive® Shallow Impact Socket

- Applications include the front axle hub of 2007 Toyota® Tundra 4WD; and servicing inner rack and pinion nuts on BMW® X5® and X6® vehicles

IMDM270 1/2" Drive 12-Point Metric 27 mm Flank Drive® Shallow Impact Socket

- CFDS12B–CFDS24B sockets (3/8–3/4")
- (8 pc) plus CFS949A ratchet in C0800 kit bag

IMDM410 1/2" Drive 12-Point Metric 41 mm Flank Drive® Shallow Impact Socket

- Applications include removal and installation of lower ball joint on 2013 current BMW® 5 and 7 Series vehicles
- 41 mm, 12-point, 1/2" drive

FLANK DRIVE® IMPACT SOCKETS

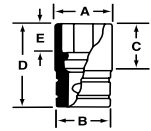
1/2" DRIVE TOOLS



IMD120A



311IMYA



Shallow, inches

Socket Size	Hex Size	Hex Size	A	B	C	D	E	Set Contains:		
								311IMYA	313IMD	307IMDYA
3/8	6	12	19/32	29/32	7/8	1-1/2	5/16	•	•	•
7/16	6	12	23/32	29/32	7/8	1-1/2	11/32	•	•	•
1/2	6	12	13/16	29/32	7/8	1-1/2	13/32	•	•	•
9/16	6	12	7/8	29/32	7/8	1-1/2	13/32	•	•	•
5/8	6	12	15/16	1	7/8	1-1/2	15/32	•	•	•
11/16	6	12	1-1/16	1-1/16	3/4	1-1/2	1/2	•	•	•
3/4	6	12	1-1/8	1-1/8	3/4	1-1/2	1/2	•	•	•
13/16	6	12	1-1/4	1-1/4	3/4	1-1/2	1/2	•	•	•
7/8	6	12	1-5/16	1-5/16	13/16	1-1/2	9/16	•	•	•
15/16	6	12	1-3/8	1-3/8	1-1/16	1-3/4	3/4	•	•	•
1	6	12	1-7/16	1-7/16	1-1/16	1-3/4	3/4	•	•	•
1-1/16	6	12	1-9/16	1-9/16	1	2	13/16			
1-1/8	6	12	1-5/8	1-5/8	1	2	13/16		•	
1-3/16	6	12	1-11/16	1-1/2	1-3/32	2	13/16			
1-1/4	6	12	1-3/4	1-1/2	1-5/32	2	13/16		•	
1-5/16	6	12	1-7/8	1-1/2	1-3/8	2	7/8			
1-3/8	6	12	1-15/16	1-1/2	1-3/8	2	7/8			
1-7/16	6	12	2	1-1/2	1-3/8	2	15/16			
1-1/2	6	12	2-1/8	1-9/16	1-3/8	2	15/16			
1-9/16	6	12	2-1/4	1-5/8	1-11/16	2-5/16	15/16			

Sets shown include storage tray.



IMMS240



312IMMS

Semi-Deep, mm

Socket Size (mm)	Hex Size	Hex Size	A	B	D	E	Set Contains:	
							307IMMS	312IMMS
10	6	12	15.9	23	56.4	7.1		
12	6	12	19.8	23	56.4	8.7	•	
13	6	12	21.4	23	56.4	9.5		
14	6	12	23	23	56.4	10.3	•	
15	6	12	23.8	23	56.4	10.3		•
16	6	12	24.6	24.6	56.4	11.9	•	•
17	6	12	25.4	25.4	56.4	11.1		•
18	6	12	27	27	56.4	12.7	•	•
19	6	12	28.6	28.6	56.4	13.5		•
20	6	12	30.2	30.2	56.4	13.5	•	•
21	6	12	31.8	31.8	56.4	13.5		•
22	6	12	33.3	33.3	60.3	13.5	•	•
23	6	12	34.1	34.1	60.3	15.9		•
24	6	12	34.9	34.9	60.3	15.1	•	•
25	6	12	36.5	36.5	60.3	15.9		•
27	6	12	39.7	39.7	60.3	19.8		•
30	6	12	42.9	42.9	63.5	21.4		
32	6	12	46	46	63.5	22.2		
34	6	12	44	52	70	22		
36	6	12	51	44	70	22		

Set shown includes storage tray.



• Read safety precautions on pages W1 to W4

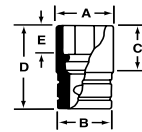
FLANK DRIVE® IMPACT SOCKETS



IMS300



312IMS



Semi-Deep, inches

1/2" Drive	Hex Size	A	B	C	D	E	Set Contains:	
							307IMS	312IMS
1/2	IMS160	27/32	29/32	1-17/32	2-7/32	3/8		•
9/16	IMS180	29/32	29/32	1-17/32	2-7/32	13/32	•	•
5/8	IMS200	31/32	31/32	1-17/32	2-7/32	15/32	•	•
11/16	IMS220	1-1/16	1-1/16	1-7/32	2-7/32	1/2	•	•
3/4	IMS240	1-1/8	1-1/8	1-3/16	2-7/32	17/32	•	•
13/16	IMS260	1-1/4	1-1/4	1-3/16	2-7/32	9/16	•	•
7/8	IMS280	1-5/16	1-5/16	1-3/8	2-13/32	5/8	•	•
15/16	IMS300	1-3/8	1-3/8	1-11/32	2-13/32	21/32	•	•
1	IMS320	1-7/16	1-7/16	1-11/32	2-13/32	23/32		•
1-1/16	IMS340	1-9/16	1-9/16	1-11/32	2-13/32	3/4		•
1-1/8	IMS360	1-5/8	1-5/8	1-7/16	2-1/2	25/32		•
1-1/4	IMS400	1-3/4	1-3/4	1-7/16	2-1/2	7/8		•

Set includes storage tray.



SIMM340



310SIMMYA

Deep, mm

mm	Set Contains:		A	B	C	D	E	Set Contains:						
	6	12						305SIMMY	310SIMMYA	310SIMMADDON	312SIMM	315SIMMYA	325SIMM	312SIMDM
10	SIMM100A	SIMDM100	15.0	23.2	66.7	82.6	7.9	•	•				•	•
11	SIMM110A	SIMDM110	18.2	23.2	66.7	82.6	8.7	•					•	•
12	SIMM120A	SIMDM120	19.0	23.2	66.7	82.6	9.5	•					•	•
13	SIMM130A	SIMDM130	20.6	23.2	66.7	82.6	10.3	•					•	•
14	SIMM140A	SIMDM140	22.2	23.2	66.7	82.6	10.3	•					•	•
15	SIMM150A	SIMDM150	23.8	23.8	50.0	82.6	10.3	•			•	•	•	•
16	SIMM160A	SIMDM160	24.6	24.6	50.0	82.6	11.9	•			•	•	•	•
17	SIMM170	SIMDM170	25.1	25.1	57.9	82.6	11.2	•			•	•	•	•
18	SIMM180	SIMDM180	26.7	26.7	61.0	82.6	12.7	•			•	•	•	•
19	SIMM190	SIMDM190	28.3	28.3	61.0	82.6	14.2	•			•	•	•	•
20	SIMM200	SIMDM200	29.9	29.9	61.0	82.6	14.2				•	•	•	•
21	SIMM210	SIMDM210	31.5	31.5	61.0	82.6	14.2				•	•	•	•
22	SIMM220	SIMDM220	33.1	33.1	71.6	88.9	15.7				•	•	•	•
23	SIMM230	SIMDM230	33.1	33.1	64.3	88.9	15.9				•	•	•	•
24	SIMM240	SIMDM240	34.9	34.9	63.5	88.9	15.9				•	•	•	•
25	SIMM250	SIMDM250	36.3	36.3	63.5	88.9	15.9				•	•	•	•
26	SIMM260	—	37.9	37.9	71.0	88.9	19.8				•		•	
27	SIMM270	SIMDM270	39.4	39.4	71.0	88.9	20.3				•	•	•	•
28	SIMM280A	—	41.0	41.0	71.0	88.9	20.8						•	
29	SIMM290	SIMDM290	41.3	41.3	71.6	88.9	21.3	•			•		•	
30	SIMM300	SIMDM300	42.9	42.9	71.6	88.9	21.6	•					•	
32	SIMM320	SIMDM320	45.8	45.8	71.6	88.9	22.4				•		•	
33	SIMM330	SIMDM330	46.0	46.0	72.8	88.9	22.4				•		•	
34	SIMM340	SIMDM340	49.3	49.3	72.8	88.9	22.6	•			•		•	
35	SIMM350	SIMDM350	50.8	50.8	72.8	88.9	22.9	•			•		•	
36	SIMM360	SIMDM360	50.8	50.8	72.8	88.9	22.9	•			•		•	

Sets shown include storage tray.

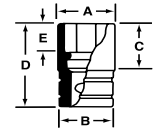
FLANK DRIVE® IMPACT SOCKETS



SIMD300A



313SIMA



Deep, inches

Depth	Set Contains:											
	6	12	A	B	C	D	E	6	6	6	6	12
3/8	SIM120A	—	19/32	29/32	2-5/8	3-1/4	5/16	•		•		
7/16	SIM140A	—	23/32	29/32	2-5/8	3-1/4	11/32	•		•		
1/2	SIM160A	SIMD160A	13/16	29/32	2-5/8	3-1/4	3/8		•	•	•	•
9/16	SIM180A	SIMD180A	7/8	29/32	2-5/8	3-1/4	13/32		•	•	•	•
5/8	SIM200	SIMD200A	31/32	29/32	2-5/8	3-1/4	15/32		•	•	•	•
11/16	SIM220	SIMD220A	1-1/16	1-1/16	2-5/8	3-1/4	1/2		•	•	•	•
3/4	SIM240	SIMD240A	1-1/8	1-1/8	2-5/8	3-1/4	9/16		•	•	•	•
13/16	SIM260	SIMD260A	1-1/4	1-1/4	2-5/8	3-1/4	19/32		•	•	•	•
7/8	SIM280	SIMD280A	1-5/16	1-5/16	2-3/32	3-1/2	9/16		•	•	•	•
15/16	SIM300	SIMD300A	1-3/8	1-3/8	2-3/32	3-1/2	3/4		•	•	•	•
1	SIM320	SIMD320A	1-7/16	1-7/16	2-7/8	3-1/2	3/4		•	•	•	•
1-1/16	SIM340	SIMD340A	1-9/16	1-9/16	2-11/16	3-1/2	25/32		•	•		•
1-1/8	SIM360	SIMD360A	1-5/8	1-5/8	2-11/16	3-1/2	25/32		•	•		•
1-3/16	SIM380	SIMD380A	1-11/16	1-1/2	2-11/16	3-1/2	25/32		•	•		•
1-1/4	SIM400	SIMD400A	1-3/4	1-1/2	2-11/16	3-1/2	1		•	•		•
1-5/16	SIM420H	—	1-7/8	1-1/2	2-11/16	3-1/2	15/16	•		•		
1-3/8	SIM440	—	2	1-1/2	2-11/16	3-1/2	15/16	•		•		
1-7/16	SIM460	—	2	1-1/2	2-21/32	3-1/2	15/16	•		•		
1-1/2	SIM480	—	2-1/8	1-9/16	2-5/8	3-1/2	15/16	•		•		
1-9/16	SIM500	—	2-1/4	1-5/8	2-5/8	3-1/2	15/16	•		•		
1-5/8	SIM520	—	2-3/8	1-3/4	2-7/8	3-1/2	15/16					

Sets shown include storage tray unless noted.

*Does not include storage tray.



311IMFSY

Shallow/Thin Wall, inches

Depth	Set Contains:						
	6	A	B	C	D	E	6
3/8	IMFS120	19/32	7/8	3/8	1-1/2	7/32	•
7/16	IMFS140	11/16	7/8	9/16	1-1/2	11/32	•
1/2	IMFS160	3/4	7/8	5/8	1-1/2	3/8	•
9/16	IMFS180	13/16	7/8	11/16	1-1/2	13/32	•
5/8	IMFS200	29/32	29/32	3/4	1-1/2	15/32	•
11/16	IMFS220	1	1	13/16	1-1/2	1/2	•
3/4	IMFS240	1-1/16	1-1/16	13/16	1-1/2	1/2	•
13/16	IMFS260	1-1/8	1-1/8	25/32	1-1/2	1/2	•
7/8	IMFS280	1-7/32	1-7/32	29/32	1-1/2	9/16	•
15/16	IMFS300	1-5/16	1-5/16	1-3/16	1-17/32	3/4	•
1	IMFS320	1-3/8	1-3/8	1-3/16	1-9/16	3/4	•
1-1/16	IMFS340	1-7/16	1-7/16	1-1/4	1-11/16	13/16	
1-1/8	IMFS360	1-1/2	1-1/2	1-1/4	1-3/4	13/16	
1-3/16	IMFS380	1-5/8	1-5/8	1-1/4	1-3/4	13/16	
1-1/4	IMFS400	1-11/16	1-11/16	1-1/4	1-7/8	13/16	
1-5/16	IMFS420	1-3/4	1-3/4	1-1/4	1-7/8	13/16	
1-3/8	IMFS440	1-13/16	1-13/16	1-1/4	2-1/16	13/16	
1-7/16	IMFS460	1-15/16	1-3/4	1-3/8	2-1/16	13/16	
1-1/2	IMFS480	2	2	1-3/8	2-1/16	13/16	

Set shown includes storage tray.

1/2" DRIVE TOOLS



• Read safety precautions on pages W1 to W4

FLANK DRIVE® IMPACT SOCKETS



SIMML150

Extra-Deep, mm

mm	Stock No.	A	B	C	D	E
15	SIMML150	23.2	26.4	110.2	127.0	10.7
18	SIMML180	26.8	26.8	54.8	127.0	12.7

SIMML180 1/2" Drive 6-Point Metric 18 mm Flank Drive®

Extra-Deep Impact Socket

- Applications include the removal and installation of the fuel tank hold down strap on International® 4400 chassis
- The fuel tank must be removed to replace the fuel sending unit
- 5" long to reach through the frame to access the fastener without the need of an extension



SIML200

Extra-Deep, inches

- Applications include removing or replacing fuel tank retaining strap nuts
- Also has applications for emergency brake adjustment nuts and stabilizer retainers

1/2"	6	A	B	C	D	E
1/2	SIML160*	25/32	15/16	4-1/4	5	3/8
9/16	SIML180	7/8	15/16	4-1/4	5	13/32
5/8	SIML200	31/32	1	4-1/4	5	15/32
11/16	SIML220	1-1/16	1-1/16	4-1/4	5	1/2
3/4	SIML240	1-1/8	1-1/8	4-1/4	5	9/16
13/16	SIML260	1-1/4	1-1/4	4-1/4	5	19/32
7/8	SIML280	1-5/16	1-5/16	4-1/4	5	21/32
15/16	SIML300	1-3/8	1-3/8	4-1/4	5	23/32
1	SIML320	1-7/16	1-7/16	4-3/8	5	3/4
1-1/16	SIML340	1-9/16	1-9/16	4-3/8	5	25/32
1-1/8	SIML360	1-5/8	1-5/8	4-3/8	5	25/32
1-1/4	SIML402	1-3/4	1-3/4	5-1/8	6	1

*ASME/ANSI® B107.2



SIMMF21A

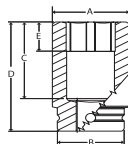
Extra-Deep/Thin Wall, mm

- Sockets are 34% thinner than a standard thin wall socket
- Used to access the nut on long studs and other hard-to-reach areas
- Ideal for wheel lugs

Size, mm	Stock No.	A	B	C	D	E
14	SIMMF14A	20.6	23.8	50.8	76.2	25.4
17	SIMMF17A	23.8	23.8	50.8	76.2	25.4
19	SIMMF19A	26.2	28.6	40.5	76.2	19
21	SIMMF21A	28.6	28.6	50.8	76.2	25.4
22	SIMMF22A	30.2	30.2	50.8	76.2	25.4



SIMDM360TW



Deep/Thin Wall, mm

mm	Stock No.	A	B	C	D	E
36	SIMDM360TW	47.2	44.5	72.8	88.9	22.9

SIMDM360TW 1/2" Drive 6-Point Metric 36 mm Flank Drive® Deep Pinion Flange Nut Impact Socket

- Thin-wall design provides extra room needed to remove and install the differential pinion flange nut on the 2012 Chevy® Camaro® (USA) and Holden® Commodore (Australia) vehicles

FLANK DRIVE® IMPACT SWIVEL SOCKETS

1/2" DRIVE TOOLS

Shallow Swivel, mm

mm	Set Contains:		A	B	C	D	E	312IPLM		307IPLMY	
	6	12						6	6		
10	IPLM10C	—	15.5	26.8	26.8	69.3	9.7	•			
11	IPLM11C	—	17.5	26.8	26.8	69.3	9.7	•			
12	IPLM12C	IPDLM12	18.0	26.8	26.8	69.3	9.7	•			
13	IPLM13C	IPDLM13A	19.7	26.8	26.8	69.3	9.7	•			
14	IPLM14C	—	21.3	26.8	26.8	69.3	9.7	•	•		
15	IPLM15C	—	23.0	31.9	31.9	69.3	9.7	•	•		
16	IPLM16C	IPDLM16A	24.4	31.9	31.9	71.1	10.4	•			
17	IPLM17C	IPDLM17A	25.3	31.9	31.9	71.1	10.4	•	•		
18	IPLM18C	IPDLM18A	26.5	31.9	31.9	71.1	10.4	•	•		
19	IPLM19C	—	26.8	31.9	31.9	71.1	11.2	•	•		
21	IPLM21C	—	30.0	31.9	31.9	71.1	12.7	•	•		
22	IPLM22C	—	32.4	31.9	31.9	74.4	14.2				
24	IPLM24C	—	34.0	31.9	31.9	74.4	15.0	•	•		

Sets shown include storage tray.



Semi-Deep Swivel, mm

mm	6	A	B	C	D	E
15	IPSM15	23.0	31.9	31.9	80.6	9.7
18	IPSM18	26.5	31.9	31.9	82.4	10.4
21	IPSM21	30.0	31.9	31.9	82.4	12.7
22	IPSM22	32.4	31.9	31.9	82.4	14.2



IPSM21



SIP18A

IPSM21 1/2" Drive 6-Point Metric 21 mm Flank Drive® Semi-Deep Swivel Impact Socket

- Used to remove pinion nuts on 2003 GM® and 2004 Dodge® trucks with 11.5 AAM axles
- Other uses include Duramax® diesel front crankshaft bolts and late-model BMW® axle shafts

Deep Swivel, inches

	6	A	B	C	D	E
9/16	SIP18A	7/8	1-1/16	1-1/16	3-1/2	5/16
3/4	SIP24A	1-1/16	1-1/16	1-1/16	3-31/32	7/16

Shallow Swivel, inches

Inches	Set Contains:		A	B	C	D	E	312IPL		307IPLY	
	6	12						6	6		
1/2	IPL16C	IPDL16	25/32	1-1/32	1-1/32	2-3/4	5/16	•			
9/16	IPL18C	—	27/32	1-1/32	1-1/32	2-3/4	5/16	•	•		
5/8	IPL20C	IPDL20	31/32	1-1/16	1-1/16	2-3/4	5/16	•	•		
11/16	IPL22C	—	1-1/16	1-1/16	1-1/16	2-13/16	13/32	•	•		
3/4	IPL24C	—	1-1/8	1-1/16	1-1/16	2-13/16	7/16	•	•		
13/16	IPL26C	—	1-3/16	1-1/16	1-1/16	2-13/16	1/2	•			
7/8	IPL28C	—	1-9/32	1-1/16	1-1/16	2-15/16	17/32	•	•		
15/16	IPL30C	—	1-11/32	1-1/16	1-1/16	2-15/16	19/32	•	•		
1	IPL32C	—	1-11/32	1-1/16	1-1/16	2-15/16	21/32	•			
1-1/16	IPL34C	—	1-7/16	1-1/16	1-1/16	2-15/16	11/16	•			
1-1/8	IPL36C	—	1-9/16	1-1/16	1-1/16	3-1/8	3/4	•	•		
1-3/16	IPL38C	—	1/1/16	1-1/4	1-1/4	3-3/8	23/32	•			
1-1/4	IPL40C	—	1-5/8	1-1/16	1-1/16	3-3/16	25/32				
1-5/16	IPL42C	—	1-3/4	1-1/16	1-1/16	3-3/16	7/8				

Sets shown include storage tray.

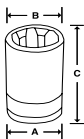


• Read safety precautions on pages W1 to W4

SPECIAL APPLICATION IMPACT SOCKETS



IMSLE240



TORX®/Shallow Impact

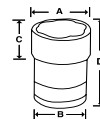
#	Stock No.	A	B	C
E18	IMSLE180	29/32	29/32	1-1/2
E20	IMSLE200	15/16	15/16	1-1/2
E24	IMSLE240	1-1/16	1-1/16	1-1/2

IMSLE240 1/2" Drive TORX® E24 Shallow Impact Socket

- Used for front axle nut on M, C, E and S Class Mercedes-Benz® vehicles



305TTWYA



Twist/Shallow, inches

- Removes rounded/damaged fasteners

#	Stock No.	A	B	C	D
3/4	TTWY241A	1-1/32	1	1	1-5/8
13/16	TTWY261A	1-1/8	1	1	1-5/8
7/8	TTWY281A	1-3/16	1-1/16	1	1-5/8
15/16	TTWY301A	1-1/4	1-3/16	1	1-5/8
1	TTWY321A	1-5/16	1-1/4	1	1-5/8

305TTWYA 5 pc 1/2" Drive SAE Shallow Twist Impact Socket Set (Blue-Point®)

- Includes (5) TTWY241A–TTWY321A (3/4–1")



IMSLEPL240

Low-Profile TORX Plus® Impact (1/2")

IMSLEPL240 1/2" Drive 24EPL TORX Plus® Low-Profile Impact Socket

- Impact rated TORX Plus® socket
- Low profile geometry for use with low profile fasteners
- Manufactured from special steel with higher alloy content
- Industrial finish helps protect against corrosion
- Precision machined and heat treated for optimum strength and durability



SPS10A

Shackle Pin

Designed with an oval configuration to service shackle pins on International® and Kenworth® semitrucks.

SPS10A 1/2" Drive SAE 41/64" Shackle Pin Impact Socket

- Designed with an oval configuration to service shackle pins on International® and Kenworth® semitrucks

SPS11A 1/2" Drive SAE 21/32 x 1-17/32" Shackle Pin Impact Socket

- 21/32 x 1-17/32 x 1-3/4" long

SPS12 1/2" Drive SAE 3/4 x 1-9/32" Shackle Pin Impact Socket

- Manufactured from special billet alloy steel, and heat treated for optimum strength and durability
- Impact rated 1/2" drive
- Socket opening is 3/4 x 1-9/32"; 1-3/4" long

SPS13 Spring Shackle Pin Socket

- Manufactured from special alloy steel, precision machined and heat treated for optimum strength and durability
- Hardened pins for engaging shackle pin

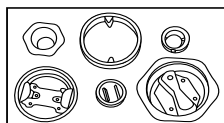


A172A

Drum Plug Socket

A172A 1/2" Drive Drum Plug Socket

- One socket removes virtually all screw-in drum plugs or caps
- Spring-loaded inner wrench handles smaller plugs and recesses automatically when removing large plugs
- Use with a 1/2" drive ratchet or impact wrench



Crankshaft Bolt Socket

S6324 1/2" Drive 6-Point Metric 24 mm Crankshaft Bolt Impact Socket

- Used for removing and installing crankshaft bolts on Audi® A4®, A6® and A8® vehicles
- Socket is 1/2" drive 24 mm and overall length is 2" which is critical to the crank shaft bolt application
- Manufactured from special alloy steel
- Precision forged and heat treated for optimum strength and durability
- Flank Drive® wrenching system grips fastener on the flanks/flats, increasing torque by 15–20% while preventing the fastener from rounding, and increasing the life of the socket



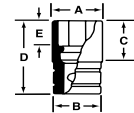
S6324



DPSM16



SIMDM360TW



Shallow/10-Point, mm

mm	10	A	B	D	E
16	DPSM16	24.6	24.6	38.1	11.9

DPSM16 1/2" Drive 10-Point Metric 16 mm Shallow Impact Socket

- Used for removing the rear lower control arm bolts on 2001 and newer Honda® Civic® and Acura® RSX vehicles
- Forged from tough alloy steel
- Heat treated to a lower hardness to add impact resistance and ductility

Deep/Thin Wall, mm

mm	6	A	B	C	D	E
36	SIMDM360TW	47.2	44.5	72.8	88.9	22.9

SIMDM360TW 1/2" Drive 6-Point Metric 36 mm Flank Drive® Deep Pinion Flange Nut Impact Socket

- Thin-wall design provides extra room needed to remove and install the differential pinion flange nut on the 2012 Chevy® Camaro® (USA) and Holden® Commodore (Australia) vehicles

POWER ACCESSORIES

Extensions/Lock Button, Industrial

Stock No.	A	B
PS2	5/8	2
PS3	5/8	3-1/2
PS5	5/8	5
PS10	5/8	10



PS10

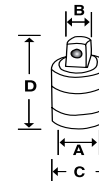


Adaptors (Power)

Stock No.	Socket Attachment	A	B	C	D
PA2A	Pin Type	3/8	1/2	3/4	1-5/16



PA2A

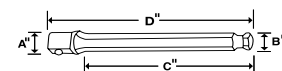


Hex Shanks (Power)

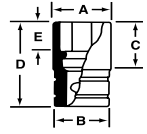
Stock No.	Socket Attachment	A	B	C	D
A3011A	Pin Type	1/2	7/16	1-1/4	2-3/4



A3011A



POWER SOCKETS



SPM19

Deep, mm, Industrial

mm	6	A	B	C	D	E
17	SPM17	24.6	24.6	66.6	82.6	12.7
19	SPM19	26.4	26.4	64.8	82.6	11.9
21	SPM21	28.3	28.3	64.8	82.6	12.3

Double Square/Shallow, inches, Industrial



P412

II	8	A	B	C	D	E
3/8"	P412	13/32	7/8	7/8	1-1/2	5/16
7/16	P414	13/16	15/16	7/8	1-1/2	3/8
1/2	P416	29/32	1	7/8	1-1/2	5/16
9/16	P418	1	1-1/8	7/8	1-1/2	1/2
5/8	P420	1-3/32	1-3/16	7/8	1-1/2	1/2
11/16	P422	1-7/32	1-1/4	7/8	1-1/2	13/32
3/4	P424	1-5/16	1-3/8	7/8	1-1/2	9/16
13/16	P426	1-7/16	1-7/16	7/8	1-1/2	5/8
7/8	P428	1-1/2	1-1/2	1-1/32	1-3/4	5/8
1	P432	1-23/32	1-3/4	1-1/8	1-3/4	3/4

Double Square/Deep, inches, Industrial



SIPR426

II	8	A	B	C	D	E
13/16	SIPR426	1-7/16	1-3/8	2-9/16	3-1/4	5/8
1	SIPR432	1-3/4	1-1/2	2-11/16	3-1/2	3/4
1-1/8	SIPR436	1-15/16	1-51/64	2-23/32	3-1/2	27/32

Double Square/Extra-Deep, inches, Industrial



SIPRL436

II	8	A	B	C	D	E
1-1/8	SIPRL436	1-15/16	1-1/2	4-13/32	5	27/32

Shallow Magnetic, inches, Industrial



MPK121A

II	6	A	B	C	D
3/8"	MPK121A	19/32	7/8	1-1/2	1/8
7/16	MPK141A	11/16	7/8	1-1/2	5/32
1/2	MPK161A	25/32	15/16	1-1/2	5/32
9/16	MPK181A	7/8	15/16	1-1/2	5/32

POWER BIT SOCKETS

TORX®/Standard (Power), Industrial (1/2")





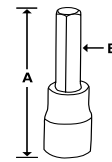
PSTX50E

#	Stock No.	A	B
T45	PSTX45E	2-7/16	FTX45E2
T50	PSTX50E	2-7/16	FTX50E2
T50	PSTX500E*	2-7/16	FTX500E2
T55	PSTX55E	2-7/16	FTX55E2

*GM® style



Hex/Standard (Power), inches, Industrial (1/2")

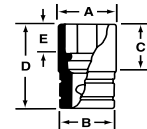
		A	B
5/16	PSA10E	2-7/16	FA10E2
3/8	PSA12E	2-9/16	SA12E2
7/16	PSA14E	2-7/8	SA14E2
1/2	PSA16E	3-1/16	SA16E2
9/16	PSA18E	3-1/8	SA18E2
5/8	PSA20E	3-7/16	LAW120E2
3/4	PSA24E	4-1/16	LAW124E2



SURFACE DRIVE SOCKETS



Shallow, mm, Natural

		A	B	C	D	E
15	DTM15A	22.3	22.9	21.3	38.1	10.7





Deep, mm, Natural

Surface drive sockets will engage with a fastener while rotating on a power nut runner

		A	B	C	D	E
13	DTSM13A	19.3	21.8	65.8	82.6	10.2
15	DTSM15A	22.3	21.8	65.8	82.6	10.7



Deep, inches, Natural



		A	B	C	D	E
1/2	DTS16A	3/4	29/32	2-19/32	3-1/4	13/32
9/16	DTS18A	13/16	29/32	2-19/32	3-1/4	13/32



Surface Drive (M-Series)

- Snap-on® M-Series sockets offer a precise fit, optimum hardness, durability, ring-groove and pin hole for use on a variety of industrial fastening applications
- M-Series sockets feature surface drive technology to ensure a long service life

- Used in the industrial market for assembly line work
- The lead-in chamfer and special design of these sockets will engage with a fastener while rotating on a power nut runner

		A	B	C	D	E
11	M3111	16.6	23.6	19.1	38.1	8.1
13	M3113	22.0	23.6	19.1	38.1	9.7
15	M3115	23.6	23.6	21.3	38.1	12.4
15	M3215	23.6	23.6	40.4	57.2	12.4
18	M3118	28.4	28.4	21.3	38.1	11.2



• Do not use chrome or industrial finish hand tools with impact drivers
 • Read safety precautions on pages W1 to W4

GENERAL SERVICE SETS



344AMB



360MB

12-Point, Inches, Chrome



44 pc 1/2" Drive 6-/12-Point SAE Shallow/Deep/ Universal General Service Socket Set




- Includes (16) 12-point Shallow Sockets (3/8–1-5/16")
- Includes (11) 12-point Deep Sockets (1/2–1-1/8")
- Includes (7) 6-point Universal Sockets (9/16–15/16")
- Includes Ratchet Spinner, Speeder, Universal Joint, Sliding T-Handle, Ratcheting Adaptor, Dual 80[®] Technology Standard Handle Ratchet, 18" Breaker Bar, 2" Extension, 5" Knurled Extension and 11" Knurled Extension

6/12-Point, Inches, Chrome

59 pc 1/2" Drive 6-/12-Point SAE Shallow/Deep/ Universal General Service Socket Set

- Includes (16) 12-point Shallow Sockets (3/8–1-5/16")
- Includes (11) 6-point Deep Sockets (1/2–1-1/8")
- Includes (10) 12-point deep sockets (1/2–1-1/16")
- Includes (7) 6-point Universal Sockets (9/16–15/16")
- Includes Ratchet Spinner, Speeder, Universal Joint, Sliding T-Handle, Ratcheting Adaptor, Dual 80[®] Technology Standard Handle Ratchet, 18" Breaker Bar, 2" Extension, 5" Knurled Extension, 11" Knurled Extension, 3-1/2" Extension and 1/4–1/2" capacity Stud Remover
- Includes metal box

	12-Point Shallow Sockets		12-Point Deep Sockets
3/8"	SW121A	1/2"	S161A
7/16"	SW141A	9/16"	S181A
1/2"	SW161A	5/8"	S201
9/16"	SW181A	11/16"	S221
5/8"	SW201	3/4"	S241
11/16"	SW221	13/16"	S261
3/4"	SW241	7/8"	S281
13/16"	SW261	15/16"	S301
7/8"	SW281	1"	S321
15/16"	SW301	1-1/16"	S341
1"	SW321	1-1/8"	S361
1-1/16"	SW341		
1-1/8"	SW361		
1-3/16"	SW381		
1-1/4"	SW401		
1-5/16"	SW421		

	12-Point Shallow Sockets		6-Point Deep Sockets		12-Point Deep Sockets
3/8"	SW121A	1/2"	TS161A	1/2"	S161A
7/16"	SW141A	9/16"	TS181A	9/16"	S181A
1/2"	SW161A	5/8"	TS201	5/8"	S201
9/16"	SW181A	11/16"	TS221	11/16"	S221
5/8"	SW201	3/4"	TS241	3/4"	S241
11/16"	SW221	13/16"	TS261	13/16"	S261
3/4"	SW241	7/8"	TS281	7/8"	S281
13/16"	SW261	15/16"	TS301	15/16"	S301
7/8"	SW281	1"	TS321	1"	S321
15/16"	SW301	1-1/16"	TS341	1-1/16"	S341
1"	SW321	1-1/8"	TS361		
1-1/16"	SW341				
1-1/8"	SW361				
1-3/16"	SW381				
1-1/4"	SW401				
1-5/16"	SW421				


6-Point Universal Socket Set	307SUY	9/16–15/16" (7 pc)
Also Includes:	LRS70A	1/2" Drive Ratchet Spinner
	S4	1/2" Drive 18-7/8" Speeder Drive Handle
	S8	1/2" Drive 2-11/16" Friction Ball Universal Joint
	S12L	1/2" Drive 12" Sliding T-Handle
	S77A	Ratchet Adaptor
	S80A	Standard Handle Ratchet
	SN18B	1/2" Drive 18" Standard Handle Breaker Bar
	SX2	1/2" Drive 2" Extension
	SXK5	1/2" Drive 5" Extension
	SXK11	1/2" Drive 11" Extension

6-Point Universal Socket Set	307SUY	9/16–15/16" (7 pc)
Also Includes:	S12L	1/2" Drive 12" Sliding T-Handle
	S77A	Ratchet Adaptor
	SN18B	1/2" Drive 18" Standard Handle Breaker Bar
	SX2	1/2" Drive 2" Extension
	SXK3	1/2" Drive 3-1/2" Extension
	SXK5	1/2" Drive 5" Extension
	SXK11	1/2" Drive 11" Extension
	LRS70A	1/2" Drive Ratchet Spinner
	S80A	Standard Handle Ratchet
	S4	1/2" Drive 18-7/8" Speeder Drive Handle
	S8	1/2" Drive 2-11/16" Friction Ball Universal Joint



345MMB


12-Point, mm, Chrome

	12 Point Socket Sets	Also Includes:		
(23 pc) (10–32)	323SWM	S4	1/2" Drive 18-7/8" Speeder Drive Handle	
(13 pc) (12–24)	313SMYA	S8	1/2" Drive 2-11/16" Friction Ball Universal Joint	
		S12L	1/2" Drive 12" Sliding T-Handle	
		S77A	Ratchet Adaptor	
		SN18B	1/2" Drive 18" Standard Handle Breaker Bar	
		SXK3	1/2" Drive 3-1/2" Extension	
		SXK5	1/2" Drive 5" Extension	
		SXK11	1/2" Drive 11" Extension	



317MSPC


6-Point, Inches, Chrome

	6-Point Shallow Sockets	Also Includes:		
3/8"	TW121A	SXK5	1/2" Drive 5" Extension	
7/16	TW141A	SXK11	1/2" Drive 11" Extension	
1/2	TW161A	SN18B	1/2" Drive 18" Standard Handle Breaker Bar	
9/16	TW181A	S80A	Standard Handle Ratchet	
5/8	TW201			
11/16	TW221			
3/4	TW241			
13/16	TW261			
7/8	TW281			
15/16	TW301			
1	TW321			
1-1/16	TW341			
1-1/8	TW361			



317AMMPC

Shallow, mm, Chrome

	6-Point Shallow Sockets	Also Includes:		
12	TWM12A	SXK5	1/2" Drive 5" Extension	
13	TWM13A	SXK11	1/2" Drive 11" Extension	
14	TWM14A	SN18B	1/2" Drive 18" Standard Handle Breaker Bar	
15	TWM15A	S80A	Standard Handle Ratchet	
16	TWM16			
17	TWM17			
18	TWM18			
19	TWM19			
20	TWM20			
21	TWM21			
22	TWM22			
23	TWM23			
24	TWM24			

12-Point, Inches, Chrome

317MPC 17 pc 1/2" Drive 12-Point SAE General Service Socket Set

- Includes (13) Sockets (3/8–1-5/16"), 5" Extension, 11" Extension, 18" Breaker Bar and Standard Handle Ratchet
- Includes storage tray



317MPC



- Do not use "cheater bars" on handles
- Do not use chrome or industrial finish hand tools with impact drivers
- Read safety precautions on pages W1 to W4

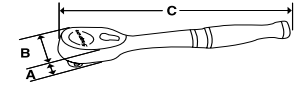
RATCHETS, HANDLES AND ACCESSORIES (Blue-Point®)



BPRSR940



BPRSR940SG



Quick-Release Ratchets (Blue-Point®) (1/2")

Stock No.	Description	Gear Teeth	Swing Arc	A	B	C	Repair Kit
BPRSR940	1/2" Drive Standard Handle Quick-Release Ratchet (Blue-Point®)	40	9°	23/32	1-23/32	9-7/8	RKRBP BPRSR940
BPRSR940SG	1/2" Drive Soft Grip Standard Handle Quick-Release Ratchet (Blue-Point®)	40	9°	23/32	1-23/32	9-7/8	RKRBP BPRSR940

ASME®/ANSI® B107.10

BPR703 3 pc Standard Handle Quick-Release Ratchet Set (Blue-Point®)

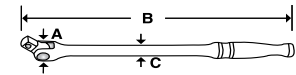
- 1/4" Drive BPRTR936, 3/8" Drive BPRFR938 and 1/2" Drive BPRSR940 Ratchets (3 pc) in a storage tray



BLPBB1215



BLPBB1224



Breaker Bars (Blue-Point®) (1/2")

Stock No.	Description	A	B	C
BLPBB1215	1/2" Drive 15" Breaker Bar	1-1/8	15	3/4
BLPBB1224†	1/2" Drive 12–24" Adjustable Breaker Bar	1-1/16	12–24	5/8–7/8



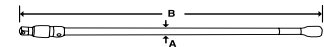
S13TURBO



SXLBP3



SXLBP10

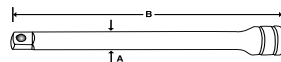


Turbo T-Handle (Blue-Point®)

Stock No.	Description	Handle Type
S13TURBO	1/2" Square Drive Turbo Speed T-Handle (Blue-Point®)	Turbo T-Handle



BLPEXTK123



Knurled Extensions, Chrome (Blue-Point®)

Stock No.	B
BLPEXTK123	3
BLPEXTK126	6
BLPEXTK1210	10

Locking Extensions, Chrome (Blue-Point®)

Stock No.	B
SXLBP3	3
SXLBP6	6
SXLBP10	10

Set shown includes storage tray.



BLPEXTL1212

Extra-Long Locking Extensions (Blue-Point®)

- Smooth, durable chrome finish
- Made from tough 6130 steel
- Secure socket retention
- Do not use with power or impact tools

Set Contains:

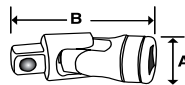
BLPEXT303

Stock No.	Description	B	
BLPEXTL1212	1/2" Drive 12" Extra-Long Locking Extension (Blue-Point®)	12-1/8	•
BLPEXTL1218	1/2" Drive 18" Extra-Long Locking Extension (Blue-Point®)	18	•
BLPEXTL1224	1/2" Drive 24" Extra-Long Locking Extension (Blue-Point®)	24	•

Set includes storage tray.



BLPUJ12



Universal Joints, Chrome (Blue-Point®)

Stock No.	B
BLPUJ12	2-3/4

Shallow, mm, Chrome (Blue-Point®)

mm	6	Length
12	BLPSM1212	38.1
13	BLPSM1213	38.1
14	BLPSM1214	38.1
15	BLPSM1215	38.1
16	BLPSM1216	38.1
17	BLPSM1217	38.1
18	BLPSM1218	38.1
19	BLPSM1219	38.1
20	BLPSM1220	38.1
21	BLPSM1221	38.1
22	BLPSM1222	38.1
24	BLPSM1223	38.1
24	BLPSM1224	38.1
24	BLPSM1227	38.1
24	BLPSM1230	38.1
24	BLPSM1232	38.1



BLPSM1216

Shallow, Inches, Chrome (Blue-Point®)

	6	Length
3/8"	BLPS1238	1-1/2
7/16	BLPS12716	1-1/2
1/2	BLPS1212	1-1/2
9/16	BLPS12916	1-1/2
5/8	BLPS1258	1-1/2
11/16	BLPS121116	1-1/2
3/4	BLPS1234	1-1/2
13/16	BLPS121316	1-1/2
7/8	BLPS1278	1-1/2
15/16	BLPS121516	1-9/16
1	BLPS121	1-9/16
1-1/16	BLPSB121116	1-9/16
1-1/8	BLPSB12118	1-3/4
1-3/16	BLPSB121316	1-3/4
1-1/4	BLPSB12114	1-3/4



BLPS1234

TORX®/External, Chrome (Blue-Point®)

#	Stock No.	Length, inches
E18	BLPTE1218	1-1/2
E20	BLPTE1220	1-1/2
E22	BLPTE1222	1-1/2
E24	BLPTE1224	1-1/2



BLPTE1220

TORX® BIT SOCKETS (Blue-Point®)



BLPTL1255



BLPT1255



BLPTL1255TP



BLPT1255TP

TORX®/Standard (Blue-Point®)

	#	Stock No.	Length, inches
Standard	T55	BLPT1255	2-3/4
	T60	BLPT1260	2-3/4
Long	T55	BLPTL1255	4-3/4
	T60	BLPTL1260	4-3/4

TORX®/Tamper-Resistant, Chrome (Blue-Point®) (1/2")

	#	Stock No.	Length, inches
Standard	T55	BLPT1255TP	2-5/16
	T60	BLPT1260TP	2-5/16
Long	T55	BLPTL1255TP	4-5/8
	T60	BLPTL1260TP	4-5/8

HEX BIT SOCKETS (Blue-Point®)

Hex/Standard, mm, Chrome (Blue-Point®) (1/2")

mm		Length, mm
10	BLPH1210	60.3
12	BLPHM1212	60.3
14	BLPH1214	60.3
17	BLPH1217	60.3
19	BLPH1219	60.3



BLPH1214

Hex/Standard, Inches, Chrome (Blue-Point®) (1/2")

		Length, inches
7/16	BLPH12716	2-7/16
1/2"	BLPH1212	2-7/16
9/16	BLPH12916	2-7/16
5/8	BLPH1258	2-7/16
3/4	BLPH1234	2-7/16



BLPH12916



- Do not use "cheater bars" on handles
- Do not use chrome or industrial finish hand tools with impact drivers
- †These products can expose you to chemicals which are known to the state of California to cause cancer and reproductive harm. See pages 906-907 for details.
- Read safety precautions on pages W1 to W4

COMBINATION BIT SOCKET SETS (Blue-Point®)

1/2" Combination Bit Socket Sets (Blue-Point®)



BLPTSSC43

BLPTSSC43 43 pc Combination Drive TORX® Socket and TORX® Bit Socket Driver Set (Blue-Point®)

- (5) 1/4" Drive External TORX® Sockets (E4–E8)
- (10) Tamper-Resistant TORX® Bit Sockets (T6–T30)
- (10) Tamper-Resistant TORX® Long Bit Sockets (T6–T30)
- (4) 3/8" Drive External TORX® Sockets (E10–E16)
- (3) Tamper-Resistant TORX® Bit Sockets (T40, T45 and T50)
- (3) Tamper-Resistant TORX® Long Bit Sockets (T40, T45 and T50)
- (4) 1/2" Drive External TORX® Sockets (E18–E24)
- (2) Tamper-Resistant TORX® Bit Sockets (T55 and T60)
- (2) Tamper-Resistant TORX® Long Bit Sockets (T55 and T60)
- (1) storage case



BLPHSSC30

BLPHSSC30 30 pc Combination Drive Hex Bit Socket Driver Set (Blue-Point®)

- Includes (30) Hex Bit Socket Drivers in a storage case
- 1/4" drive components include (6) SAE Hex Bit Sockets (1/8–1/4") and (5) Metric Hex Bit Sockets (2.5–6 mm)
- 3/8" drive components include (5) SAE Hex Bit Sockets (7/32–7/16") and (5) Metric Hex Bit Sockets (6–10 mm)
- 1/2" drive components include (4) SAE Hex Bit Sockets (1/2–3/4") and (5) Metric Hex Bit Sockets (10–19 mm)



BLPTH87

BLPTH87 87 pc TORX® and Hex Bit Socket Driver Set (Blue-Point®)

- Includes (87) TORX® and Hex Bit Socket Drivers (Blue-Point®)
- 1/4" drive components include (5) External TORX® Sockets (E4–E8), (10) TORX® Bit Sockets (T6–T30), (10) Long TORX® Bit Sockets (T6–T30), (5) Metric Hex Bit Sockets (2.5–6 mm), (3) Long Metric Hex Bit Sockets (4–6 mm), (6) Hex Bit Sockets (1/8–1/4") and (3) Long Hex Bit Sockets (1/8–3/16")
- 3/8" drive components include (4) External TORX® Sockets (E10–E16), (3) TORX® Bit Sockets (T40–T50), (3) Long TORX® Bit Sockets (T40–T50), (5) Metric Hex Bit Sockets (6–10 mm), (4) Long Metric Hex Bit Sockets (7–10 mm), (4) Hex Bit Sockets (7/32–3/8") and (4) Long Hex Bit Sockets (7/32–3/8")
- 1/2" drive components include (4) External TORX® Sockets (E18–E24), (2) TORX® Bit Sockets (T55, T60), (2) Long TORX® Bit Sockets (T55, T60), (5) Metric Hex Bit Sockets (10–19 mm) and (5) Hex Bit Sockets (7/16–3/4")

GENERAL SERVICE SETS



BLPGSS1233

General Service Set (Blue-Point®) (1/2")

- Great for use at home or on the road
- Set offers full range of deep and shallow sockets for the most common fastener applications
- Smallest and most compact general service set offered yet
- Compact case fits in a shallow Snap-on® tool box drawer

BLPGSS1233 33 pc 1/2" Drive SAE/Metric General Service Socket Set (Blue-Point®)

- Includes (15) SAE (3/8–1-1/4") (12) Metric (12–24 mm) Standard Sockets, Breaker Bar, Universal Joint, Quick-Release Ratchet and (3) Extensions (3, 6 and 10")
- Includes storage case

3/4" DRIVE TOOLS

THERE'S A REASON
TECHNICIANS RELY SO
HEAVILY ON OUR 3/4"
DRIVE TOOLS FOR HEAVY-
DUTY APPLICATIONS:
ABSOLUTE DEPENDABILITY.
WHETHER YOU'RE
REPAIRING ANYTHING
FROM AGRICULTURAL
MACHINERY TO SKIP
LOADERS OR PILE
DRIVERS, THEY PERFORM
FLAWLESSLY. JOB AFTER
JOB, YEAR AFTER YEAR.

BIG TOOLS WITH A BIG REPUTATION.

Our 3/4" drive tools are crafted from alloy-content steel for strength and durability. They work better too, thanks to such features as uniform wall thickness for greater accessibility and our Flank Drive® system that supplies 20% more torque while guarding against rounding of fasteners.

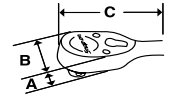
RATCHET HEADS/HANDLES



L872

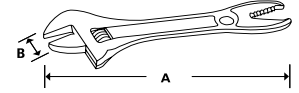


GL872



Ratchet Heads, Sealed (3/4")

Stock No.	Description	Gear Teeth	Swing Arc	A	B	C	Repair Kit
L872	Sealed Ratchet Head	32	11°	1-1/4	2-1/2	5-15/16	RKRQC4
GL872	Sealed Ratchet Head	32	11°	1-1/4	2-1/2	5-15/16	RKRQC4



Handles, Chrome (3/4")

Stock No.	Description	A	B	C
L872H	Short 19-1/4" Handle (lock button both ends)	13/16	19-1/4	15/16
L872RM	Long 36" Handle (lock button end/knurled end)	15/16	36	1-1/8
L872RJ	Short 19-1/4" Handle (lock button end/knurled end)	15/16	19-1/4	1-1/8



L872H



L872RM



L872RJ

Head and Handle Combinations (3/4")

	Heads Using 13/16" (small) diameter handle holes		Heads using 15/16" (large) diameter handle holes	
	L52B Sliding Head	L872 Sealed Ratchet Head	L8112A Breaker Bar Head	L872H
Short 19-1/4" Handle (lock button both ends)	L872H	—	L872H	L872H
Short 19-1/4" Handle (lock button end/knurled end)	—	L872RJ	L872RJ	L872RJ
Long 36" Handle (lock button end/knurled end)	—	L872RM	L872RM	L872RM

ASME/ANSI® B107.10

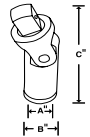
DRIVE HANDLES



L8112A

Breaker Bar, Chrome (3/4")

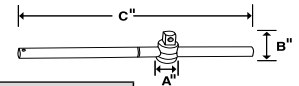
Head Only	A	B	C	Use with Handle
L8112A	15/16	1-9/16	3-11/16	L872RM or L872RJ



L52B

Sliding T-Handle, Chrome (3/4")

Stock No.	A	B
L52B	1-1/2	2-5/16



3/4" Drive 2-5/16" Head Depth Sliding T-Handle Head

- Designed for heavier applications
- Can be used as a T-handle or as an offset wrench
- Spring-and-friction ball holds head in position
- Use with L872H handle

SOCKET/RATCHET ACCESSORIES



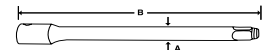
L32



GL42

Extensions/Lock Button (3/4")

Stock No.	Industrial Stock No.	A	B
L32	GL32	15/16	3
L42	GL42	15/16	5
L62	GL62	15/16	8
L122	GL122	15/16	16



SOCKETS/RATCHET ACCESSORIES

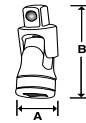
3/4" DRIVE TOOLS

Universal Joint, Chrome

Stock No.	A	B
L82A	1-9/16	3-7/8



L82A

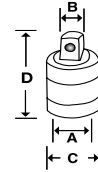


Square Drive Adaptors, Industrial (3/4")

Stock No.	A	B	C	D	Repair Bit
GLA12B	1/2	3/4	1-7/8	1-7/8	—
GLAS1F	3/4	1/2	1-7/16	2-7/16	GLAS1F2
GLA72A	3/4	1	1-7/16	2-5/8	—
GLA124A	1	3/4	1-13/16	2-3/4	—



GLAS1F



Ratchet Adaptor, Chrome (3/4")

Stock No.	Description	Gear Teeth	Swing Arc	A	B	Repair Kit
L672B	Ratchet Adaptor	44	8.2°	2-1/2	3-15/16	RKR881B

ASME®/ANSI® B107.10



L672B



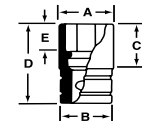
FLANK DRIVE® SOCKETS



LDH482



411LDH



Shallow, Inches, Chrome

Socket Size	12	A	B	C	D	E	Set Contains:	
							12	12
3/4	LDH242	1-1/8	1-7/16	1-9/32	2-9/32	39/64		•
13/16	LDH262	1-7/32	1-7/16	1-9/32	2-9/32	21/32		•
7/8	LDH282	1-5/16	1-7/16	1-9/32	2-9/32	23/32		•
15/16	LDH302	1-3/8	1-7/16	1-9/32	2-9/32	47/64		•
31/32	LDH312	1-25/64	1-7/16	1-9/32	2-9/32	43/64		•
1	LDH322	1-1/2	1-7/16	1-9/32	2-9/32	3/4		•
1-1/16	LDH342	1-9/16	1-1/2	1-11/32	2-9/32	49/64		•
1-1/8	LDH362	1-5/8	1-37/64	1-9/32	2-9/32	51/64		•
1-3/16	LDH382	1-11/16	1-41/64	1-9/32	2-9/32	27/32		•
1-1/4	LDH402	1-3/4	1-45/64	1-1/4	2-9/32	27/32		•
1-5/16	LDH422A	1-7/8	1-27/32	1-9/32	2-3/8	55/64		•
1-5/16	LDH442	1-61/64	1-3/4	1-9/16	2-1/2	29/32		•
1-7/16	LDH462	2-1/8	1-3/4	1-9/16	2-1/2	31/32		•
1-1/2	LDH482	2-1/8	1-3/4	1-9/16	2-1/2	1-1/64		•
1-9/16	LDH502	2-3/16	1-3/4	1-9/16	2-1/2	1-5/32	•	
1-5/8	LDH522	2-1/4	1-3/4	1-19/32	2-1/2	1-5/32	•	
1-11/16	LDH542	2-25/64	1-3/4	1-13/16	2-3/4	1-3/16	•	
1-3/4	LDH562	2-7/16	1-3/4	1-13/16	2-3/4	1-7/32	•	
1-13/16	LDH582	2-1/2	1-3/4	1-13/16	2-3/4	1-1/4	•	
1-7/8	LDH602	2-9/16	1-3/4	2-1/16	3	1-19/64	•	
2	LDH642	2-3/4	1-3/4	2-5/16	3-1/4	1-19/64	•	
2-1/16	LDH662	2-3/4	1-3/4	2-1/16	3	1-3/8		
2-1/8	LDH682	2-61/64	1-3/4	2-5/16	3-1/4	1-7/16		
2-3/16	LDH702	2-15/16	1-3/4	2-5/16	3-1/4	1-1/2		
2-1/4	LDH722	3-1/8	1-3/4	2-9/16	3-1/2	1-1/2		
2-3/8	LDH762	3-1/4	1-3/4	2-13/16	3-3/4	1-3/4		

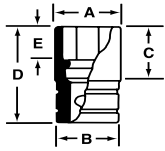
ASME®/ANSI® B107.10

Sets includes storage tray.



- Do not use chrome or industrial finish hand tools with impact drivers
- Do not use "cheater bars" on handles
- Read safety precautions on pages W1 to W4

FLANK DRIVE® SOCKETS



Shallow, mm, Chrome

mm	12	A	B	C	D	E
22	LDHM222	31.1	34.6	30.2	50.8	17.1
24	LDHM242	33.4	34.6	31.8	50.8	17.9
27	LDHM272	37.3	39.5	31.8	54.0	19.9
30	LDHM302	41.0	39.8	34.0	57.2	21.8
36	LDHM362	49.3	41.2	35.1	58.7	22.1



LDHM222



LS342

Deep, Inches, Chrome

11	6	A	B	C	D	E
1-1/16	LS342	1-9/16	1-1/2	2-3/4	3-1/2	1

SPLINE SOCKETS

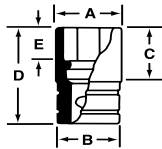
Snap-on® spline wrenching tools have been developed to service high tensile strength spline nuts and bolts widely used on both military and commercial aircraft. Precise, radial spline teeth engage the fastener teeth over a wider area to minimize stress, and allow application of high torque to

reduce risk of damage to the fastener or to the tool. Chrome tools comply with Military Spec. MS-33787 and MIL-W-8982. The unique spline wrenching configuration can also be used on ordinary six- and 12-point fasteners with an advantage similar to the Snap-on® Flank Drive® wrenching system.

3/4" Drive Shallow, Inches, Chrome



LES322B

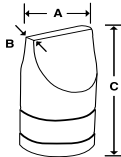


Stock No.	A	B	C	D	E
#24	3/4	1-3/8	1-25/32	1-25/32	5/8
#26	13/16	1-5/32	13/16	1-25/32	21/32
#28	7/8	1-5/32	1-3/8	1-25/32	21/32
#30	15/16	1-3/8	15/16	1-29/32	25/32
#32	1	1-15/32	1	1-31/32	13/16
#34	1-1/16	1-9/16	1-1/16	2-1/32	7/8
#36	1-1/8	1-21/32	1-3/16	2-3/16	15/16

SPECIAL APPLICATION SOCKETS



GLD138

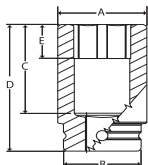


Drag Link Sockets, Industrial

Stock No.	B x A	A	B	C
GLD138	13/64 x 1-3/8	1-3/8	13/64	2-3/16
GLD139	1/4 x 1-11/16	1-11/16	1/4	2-3/16



IM382CD



Military Vehicle Repair Socket, Industrial

mm	6	A	B	C	D	E
30	IM382CD	47.6	41.2	36.5	53.9	19.0

IM382CD 3/4" Drive 6-Point Metric 30 mm Flank Drive®

Shallow Impact Socket

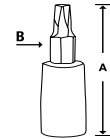
- Applications include Assault Breacher Vehicle; Utility Truck (Tamen: D00347K); Abrams M-1 Tank; Bridge Launcher Carrier; M1A2 Heavy Assault Bridge (hab)/Wolverine, 5420-01-430-4227; Armored Vehicle Launch Bridge (M60A1 and M48A5); Combat Tank, Ft, 120 mm gun (M1A1)
- 30 mm, 3/4" drive

TORX®/Standard, Industrial (3/4")

#	Stock No.	A	B
T60	T602E	5	T602E2
T80	T802E	4-3/8	T802E2
T90	T902E	4-3/8	T902E2



T902E

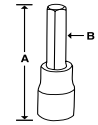


Hex/Standard (Impact), mm (3/4")

mm		A	B
17	LAWM17E	105	SAM17E2
19	LAWM19E	112	SAM19E2



LAWM17E

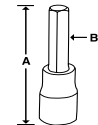


Hex/Standard (Impact), inches (3/4")

		A	B
5/8	LAW120E	3-3/4	LAW120E2
3/4	LAW124E	1-5/8	LAW124E2



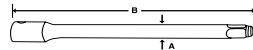
LAW120E



IMPACT ACCESSORIES



IM122B

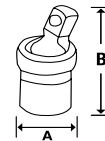


Extensions (Impact)

Stock No.	A	B
IM132A	1	3
IM62B	1	7
IM92B	1	10
IM122B	1	13



IP82



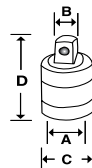
Swivel Ball Universal Joint (Impact)

- Maximum Accessibility Design
- No internal spring used

Stock No.	A	B
IP82	1-3/4	3-5/32



IM124B



Square Drive Adaptors (Impact)

Stock No.	A	B	C	D
IM72	3/4	1 with Pin Hole	1-5/8	2-9/16
IM124B	1	3/4 with Pin Hole	2-3/8	2-13/16



IM243P

3/4" Drive Locking Rings and Pins

Stock No.	Description	Use with
IM182R	Rubber Locking Ring	All 3/4" Drive Sockets/Accessories
IM182P	Steel Locking Pin	All 3/4" Drive Sockets/Accessories
IMR2	Socket Retainer	All 3/4" Drive Sockets/Accessories
Use the Following for the IM124B Adaptor:		
IM243P	Steel Locking Pin	1" Drive Sockets/Accessories up to 1-3/8" (35 mm)

For use on SIM, IM, IMM and SIMM sockets and other accessories on this page.



WARNING

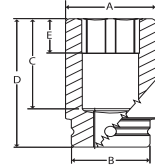


- Do not use chrome or industrial finish hand tools with impact drivers
- Read safety precautions on pages W1 to W4

FLANK DRIVE® IMPACT SOCKETS



IMM302



Shallow, mm

Set Contains: 425IMM

mm	6	12	A	B	C	D	E	6
17	IMM172A	—	29.2	41.1	27.2	50.8	13.7	•
18	IMM182A	—	31.6	41.1	27.2	50.8	12.7	•
19	IMM192A	IMMD192A	31.8	41.1	27.2	50.8	13.7	•
20	IMM202A	IMMD202B	35.1	41.1	27.2	50.8	14.0	•
21	IMM212A	IMMD212	34.9	41.1	27.2	50.8	15.2	•
22	IMM222A	IMMD222A	38.1	41.1	27.2	50.8	15.2	•
23	IMM232A	IMMD232	36.3	41.1	27.2	50.8	16.5	•
24	IMM242A	IMMD242A	39.5	41.1	26.4	50.8	16.5	•
25	IMM252A	IMMD252	39.6	41.1	26.4	50.8	16.3	•
26	IMM262A	IMMD262	39.6	41.1	26.4	50.8	17.5	•
27	IMM272A	IMMD272A	42.6	41.1	26.4	50.8	19.0	•
28	IMM282A	IMMD282	44.7	41.1	32.8	57.2	17.5	•
29	IMM292	IMMD292	46.0	41.1	32.8	57.2	18.0	•
30	IMM302	IMMD302A	47.0	44.5	32.8	57.2	19.1	•
31	IMM312	IMMD312A	49.2	44.5	32.8	57.2	19.1	•
32	IMM322	IMMD322A	50.8	44.5	32.8	57.2	20.6	•
33	IMM332A	IMMD332	50.8	44.5	32.8	57.2	20.3	•
34	IMM342	IMMD342	50.8	44.5	32.8	57.2	22.4	•
35	IMM352	IMMD352	54.0	44.5	32.8	57.2	22.4	•
36	IMM362	IMMD362	54.0	44.5	32.8	57.2	22.4	•
38	IMM382	IMMD382	57.2	44.5	32.8	57.2	23.9	•
40	IMM402	IMMD402	59.7	44.5	45.5	69.9	28.4	•
41	IMM412	IMMD412	60.5	44.5	33.5	57.2	26.2	•
42	IMM422A	IMMD422	63.1	44.5	46.9	66.9	28.6	•
46	IMM462	IMMD462	66.7	44.5	45.5	69.9	29.0	•
50	IMM502	IMMD502	71.4	44.5	52.6	76.2	31.0	•

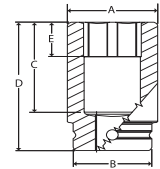
Set comes with clips and rails.

IMMD202B 3/4" Drive 12-Point Metric 20 mm Flank Drive® Shallow Impact Socket

- Specific applications include removing the head bolts on Caterpillar® C7, C8, C9 and C10 engines

FLANK DRIVE® IMPACT SOCKETS

3/4" DRIVE TOOLS



Shallow, inches

H	6	12	A	B	C	D	E	Set Contains:						
								429IM	417IM	418IM	429IMD	417IMD	418IMD	
9/16	IM182A	IMD182A	1	1-5/8	1	1-3/4	7/16	•						
5/8	IM202A	IMD202A*	1-3/32	1-5/8	1	1-3/4	1/2	•				•		
11/16	IM222A	IMD222A	1-5/32	1-5/8	1	1-3/4	9/16	•				•		
3/4	IM242A	IMD242A	1-1/4	1-5/8	1	1-3/4	9/16	•	•			•	•	
13/16	IM262A	IMD262A	1-3/8	1-5/8	1-1/8	1-7/8	5/8	•	•			•	•	
7/8	IM282A	IMD282A	1-1/2	1-5/8	1-1/8	1-7/8	5/8	•	•			•	•	
15/16	IM302A	IMD302A*	1-9/16	1-5/8	1-1/8	1-7/8	3/4	•	•			•	•	
1	IM322A	IMD322A*	1-5/8	1-5/8	1-1/4	2	3/4	•	•			•	•	
1-1/16	IM342A	IMD342A	1-11/16	1-5/8	1-1/4	2	3/4	•	•			•	•	
1-1/8	IM362	IMD362A	1-7/8	1-5/8	1-3/8	2-1/8	3/4	•	•			•	•	
1-3/16	IM382	IMD382	1-7/8	1-5/8	1-5/16	2-1/8	3/4	•	•			•	•	
1-1/4	IM402	IMD402	2	1-3/4	1-3/8	2-1/8	13/16	•	•	•		•	•	•
1-5/16	IM422	IMD422	2-1/8	1-3/4	1-1/2	2-1/4	7/8	•	•	•		•	•	•
1-3/8	IM442	IMD442	2-1/8	1-3/4	1-1/2	2-1/4	7/8	•	•	•		•	•	•
1-7/16	IM462	IMD462	2-1/4	1-3/4	1-1/2	2-1/4	7/8	•	•	•		•	•	•
1-1/2	IM482	IMD482	2-1/4	1-3/4	1-1/2	2-1/4	15/16	•	•	•		•	•	•
1-9/16	IM502	IMD502	2-7/16	1-3/4	1-9/16	2-3/8	15/16	•	•	•		•	•	•
1-5/8	IM522	IMD522	2-7/16	1-3/4	1-5/8	2-3/8	7/8	•	•	•		•	•	•
1-11/16	IM542	IMD542	2-1/2	1-3/4	1-13/16	2-9/16	1	•	•	•		•	•	•
2-3/4"	IM562	IMD562	2-1/2	1-3/4	1-13/16	2-9/16	1	•	•	•		•	•	•
1-13/16	IM582	IMD582	2-5/8	1-3/4	1-5/8	2-5/8	1-1/4	•		•		•	•	•
1-7/8	IM602	IMD602	2-5/8	1-3/4	1-3/4	2-3/4	1-1/8	•		•		•	•	•
1-15/16	IM622A	IMD622	2-3/4	1-3/4	1-9/16	2-27/32	1-3/32	•		•		•	•	•
2	IM642A	IMD642	2-7/8	1-3/4	1-15/16	2-7/8	1-1/8	•		•		•	•	•
2-1/16	IM662A	IMD662	3	1-3/4	1-7/8	2-7/8	1-3/16	•		•		•	•	•
2-1/8	IM682A	IMD682	3	1-3/4	1-3/4	3	1-1/4	•		•		•	•	•
2-3/16	IM702A	IMD702	3-1/4	1-3/4	2-3/16	3-3/16	1-5/16	•		•		•	•	•
2-1/4	IM722A	IMD722	3-1/4	1-3/4	2-3/16	3-3/16	1-3/8	•		•		•	•	•
2-3/8	IM762A	IMD762	3-1/2	1-3/4	2-3/8	3-1/2	1-7/16	•		•		•	•	•

*Applications include repair of heavy-duty trucks and off-road equipment, most diesel engines including Caterpillar and Cummins® plus head bolts and bearing cap bolts. Set comes with clips and rails.

IMD242A 3/4" Drive 12-Point SAE 3/4" Flank Drive® Shallow Impact Socket

- Applications include most Caterpillar® head bolts, Detroit Diesel® main bearing cap bolts, K19 Cummins® head bolts

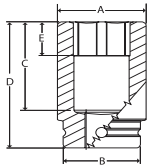
Shallow, 8-Point, inches

H	8	A	B	C	D	E
13/16	IMDS626	1-15/32	1-5/8	1-1/64	2-1/4	17/32
7/8	IMDS628	1-9/16	1-5/8	1-1/64	2-1/4	37/64
15/16	IMDS630	1-43/64	1-5/8	1-9/16	2-1/4	39/64
1	IMDS632	1-49/64	1-5/8	1-1/2	2-1/4	41/64
1-1/16	IMDS634	1-55/64	1-3/4	1-13/16	2-1/2	11/16
1-1/8	IMDS636	1-15/16	1-3/4	1-13/16	2-1/2	23/32
1-3/16	IMDS638	2-1/32	1-3/4	1-13/16	2-1/2	3/4
1-1/4	IMDS640	2-1/8	1-3/4	1-13/16	2-1/2	51/64
1-5/16	IMDS642	2-7/32	1-3/4	2-1/16	2-3/4	57/64
1-7/16	IMDS646	2-3/8	1-3/4	2-1/16	2-3/4	1-9/64



• Read safety precautions on pages W1 to W4

FLANK DRIVE® IMPACT SOCKETS



SIMM212



SIMDM212

Deep, mm

mm	6	12	A	B	C	D	E
17	SIMM172	—	28.9	41.1	52.6	76.2	12.7
18	SIMM182	—	31.7	41.3	76.2	101.6	12.7
19	SIMM192	—	32.4	41.1	51.8	76.2	14.2
20	SIMM202	—	33.5	41.1	19.1	76.2	14.2
21	SIMM212	SIMDM212	34.2	41.1	37.4	76.2	14.2
22	SIMM222	—	35.8	41.1	37.4	76.2	14.2
23	SIMM232	—	35.8	41.1	37.2	76.2	16.3
24	SIMM242	—	37.7	41.1	37.0	76.2	16.5
25	SIMM252	—	34.6	41.1	19.1	76.2	16.3
26	SIMM262	—	39.6	41.1	36.7	76.2	16.3
27	SIMM272	—	42.8	41.1	38.4	76.2	19.1
30	SIMM302	—	46.8	41.1	58.2	82.6	18.5
31	SIMM312	—	46.0	41.1	64.3	82.6	19.1
32	SIMM322	—	50.8	44.5	58.9	82.6	19.1
33	SIMM332	—	52.4	44.5	57.4	82.6	22.4
35	SIMM352	—	52.7	44.5	57.2	82.6	21.6
36	SIMM362	—	54.0	44.5	62.5	88.9	22.9
38	SIMM382	—	57.2	44.5	65.3	88.9	23.8
41	SIMM412*	—	55.1	44.5	74.9	100.1	26.7
41	SIMM432	—	63.5	44.5	70.0	89	26.7
46	SIMM462	—	76.7	44.5	72.4	101.6	29.1
46	SIMM462A	—	65.9	44.5	73.9	95.3	28.4

*Applications include usage on stud piloted, budd style wheels.

SIMDM212 3/4" Drive 12-Point Metric 21 mm Flank Drive® Deep Impact Socket

- Applications include flywheel bolts on Cummins® ISX engines



423SIM

Deep, inches



II	6	A	B	C	D	E	6
9/16	SIM182	1	1-5/8	2-1/16	3	9/16	•
5/8	SIM202	1-1/16	1-5/8	2-1/16	3	9/16	•
11/16	SIM222	1-1/8	1-5/8	2-1/16	3	9/16	•
3/4	SIM242	1-1/4	1-5/8	2	3	9/16	•
13/16	SIM262	1-3/8	1-5/8	2	3	5/8	•
7/8	SIM282	1-1/2	1-5/8	2	3	5/8	•
15/16	SIM302	1-5/8	1-5/8	2	3	5/8	•
1	SIM322	1-5/8	1-5/8	2	3	11/16	•
1-1/16	SIM342	1-3/4	1-5/8	2	3	11/16	•
1-1/8	SIM362	1-3/4	1-5/8	2	3	3/4	•
1-3/16	SIM382	2	1-3/4	2-1/4	3-1/4	3/4	•
1-1/4	SIM402	2	1-3/4	2-1/4	3-1/4	7/8	•
1-5/16	SIM422	2-1/8	1-3/4	2-9/16	3-1/4	7/8	•
1-3/8	SIM442	2-1/8	1-3/4	2-1/4	3-1/4	7/8	•
1-7/16	SIM462	2-3/16	1-3/4	2-1/2	3-1/2	7/8	•
1-1/2	SIM482	2-1/4	1-3/4	2-1/2	3-1/2	15/16	•
1-9/16	SIM502	2-5/16	1-3/4	2-1/2	3-1/2	15/16	•
1-5/8	SIM522	2-7/16	1-3/4	2-1/2	3-1/2	15/16	•
1-11/16	SIM542	2-1/2	1-3/4	2-1/2	3-1/2	1	•
1-3/4	SIM562	2-1/2	1-3/4	2-1/2	3-1/2	1	•
1-13/16	SIM582	2-5/8	1-3/4	2-3/4	3-3/4	1-1/16	•
1-7/8	SIM602	2-11/16	1-3/4	2-3/4	3-3/4	1-1/8	•
2	SIM642A	2-13/16	1-3/4	2-3/4	3-3/4	1-1/8	•

Set Contains: 423SIM

Larger sizes available on special order.

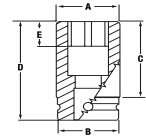
Set comes with clips and rails.

Extra-Deep, mm

		A	B	C	D	E
24	SIMML242	39.5	38.1	101.6	127	16.5





SIMML242



SIMML242 6-Point Metric Extra-Deep Impact Socket

- For removing and installing the head bolts on Cummins® ISX engines



Shallow/Thin Wall, inches

		A	B	C	D	E
1-1/2	IMFS482A	54	44-2/5	36-3/5	63-1/2	24-1/10



IMFS482A

Deep/Thin Wall, inches

		A	B	C	D	E
3/4	IMFDL242	1-3/8	1-5/8	4-3/4	5-3/4	1/2




IMFDL242

Larger sizes available on special order.

IMFDL242 3/4" Drive 12-Point SAE 3/4" Flank Drive® Deep Thin Wall Impact Socket

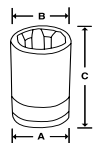
- Designed to remove the head bolts on Caterpillar® C12, C15, C16 and 3406Es where the front two and back two head bolts are positioned under the valve covers
- Applications on certain Caterpillar® head bolts require a thin walled socket of a certain length
- Additional applications include Detroit Diesel® main bearing cap bolts and 19 mm head bolts on Mercedes-Benz® MBE904/MBE906 EGR engines (2007 and later)
- Snap-on® impact sockets are heat treated to optimize impact service life with a lower hardness than hand sockets and are able to withstand repeated cycling loads of impact wrenches
- Snap-on® uses a proprietary blend of special alloy socket steel that provides long life and great strength
- Flank Drive® wrenching system delivers up to 20% more turning power without slipping or rounding, while exceeding ANSI® performance standards

Inverted TORX®

	Stock No.	A	B	C
E24	IMSLE242A	1-5/8	1-5/8	3-3/4




IMSLE242A



IMSLE242A 3/4" Drive E24 Inverted TORX® Impact Socket

- Applications include removing and installing head bolts on MaxxForce® 11 and 13 engines found on D15 International® 2010-current
- Manufactured from special alloy steel, precision forged and heat treated for optimum strength and durability

Double Hex, mm

	Stock No.	A	B	C	D	E
20	SIMDML202	35	38.1	120.6	146	13.9



SIMDML202




• Read safety precautions on pages W1 to W4

GENERAL SERVICE SETS



434HDC

434HDC 35 pc 3/4" Drive 12-Point SAE General Service Set
35 Tools, includes:


 12-Point Shallow Socket	
3/4	LDH242
13/16	LDH262
7/8	LDH282
15/16	LDH302
31/32	LDH312
1	LDH322
1-1/16	LDH342
1-1/8	LDH362
1-3/16	LDH382
1-1/4	LDH402
1-5/16	LDH422A
1-5/16	LDH442
1-7/16	LDH462
1-1/2	LDH482
1-9/16	LDH502
1-5/8	LDH522
1-11/16	LDH542
1-3/4	LDH562
1-13/16	LDH582
1-7/8	LDH602
2	LDH642
2-1/16	LDH662
2-1/8	LDH682
2-3/16	LDH702
2-1/4	LDH722
2-3/8	LDH762

Also Includes:		
L32	3/4" Drive 3" Locking Button Extension	
L62	3/4" Drive 8" Locking Button Extension	
L122	3/4" Drive 16" Locking Button Extension	
L52B	3/4" Drive 2-5/16" Head Depth Sliding T-Handle Head	
L872	3/4" Drive Sealed Head Ratchet	
L82A	3/4" Drive 3-7/8" Friction Ball Universal Joint	
L8112A	3/4" Drive 15/16" Breaker Bar Head	
L672B	3/4" Drive Ratchet Adaptor	
L872H	3/4" Drive 19-1/4" Plain Locking Button Handle	
PB434HD	Storage Case with Foam	



414AHD

414AHD 15 pc 3/4" Drive 12-Point SAE Shallow General Service Socket Set
15 Tools, includes:

 12-Point Shallow Socket	
1-1/16	LDH342
1-1/8	LDH362
1-1/4	LDH402
1-5/16	LDH422A
1-5/16	LDH442
1-7/16	LDH462
1-1/2	LDH482
1-5/8	LDH522
1-3/4	LDH562
1-7/8	LDH602

Also Includes:		
L62	3/4" Drive 8" Locking Button Extension	
L122	3/4" Drive 16" Locking Button Extension	
L872	3/4" Drive Sealed Head Ratchet	
L872RJ	3/4" Drive 19-1/4" Knurled Locking Button Handle	
L8112A	3/4" Drive 15/16" Breaker Bar Head	



WORKING ON THE BIGGEST, MOST HEAVY-DUTY MACHINERY REQUIRES THE MOST HEAVY-DUTY TOOL. SNAP-ON® HAS YOU COVERED, WITH THE MOST RUGGED, LARGER DRIVE-SIZE TOOLS – WHETHER YOU'RE TACKLING SEMIS, CONSTRUCTION EQUIPMENT, HYDRAULICS OR OTHER HEAVY-DUTY CHALLENGES.

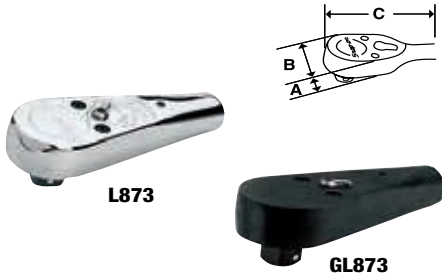
POWERFUL TOOLS.

POWERFUL ADVANTAGES.

Our wide range of 1" – 2 1/2" drive tools also offer a range of superior features. Our Flank Drive® system grabs fasteners on the flats, providing greater torque and preventing rounding of their corners. And our specially heat-treated impact sockets are made from a blend of alloy steel to withstand the repeated cycle loads of pneumatic and cordless impact wrenches.

1" 1-1/2" 2" 2-1/2" DRIVE TOOLS

RATCHET HEADS/HANDLES

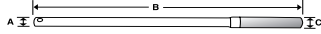


Ratchet Heads, Sealed, Chrome (1")

Stock No.	Description	Gear Teeth	Swing Arc	A	B	C	Repair Kit
L873	Sealed Ratchet Head	30	12°	1-1/2	3-1/8	7-7/8	RKRQC5
GL873	1" Drive Sealed Ratchet Head	30	12°	1-1/2	3-1/8	7-7/8	RKRQC5

Head and Handle Combinations

Stock No.	Description	Required Handle	Optional Extension Handle
L873	Sealed Ratchet Head	L53HB	L853HA1
L113H	1" Drive 32-5/32" Complete Breaker Bar	L53HB	—
L53	1" Drive 30" Sliding T-Handle	L53HB	—



Handles, Chrome (1")

Stock No.	A	B
L53HB	1-1/8	29
L853HA1	1-3/8	36

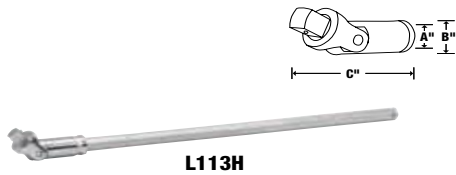
L53HB 1" Drive 29" Plain Locking Button Handle

- Plain handle with locking buttons at both ends
- Used on 1" drive ratchet heads, breaker bar heads and sliding T-heads

L853HA1 1" Drive 36" Knurled Handle Extension

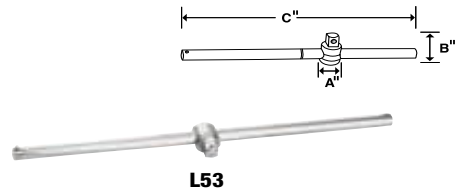
- Knurled grip extension handle attaches to L53HB handle for added leverage
- Only used with L53HB handle; L853HA1 will not connect directly to L873 ratchet head

DRIVE HANDLES



Breaker Bars, Chrome (1")

Handle w/ Head	Length	Head Only	A	B	C	Handle Only
L113H	32-5/32	L113	15/16	2-1/8	4-29/32	L53HB

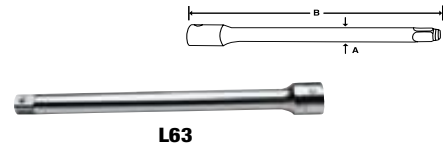


Sliding T-Handle (1")

Stock No.	C	Sliding Head Only Stock No.	A	Handle Stock No.
L53	29	L53A	2	L53HB

Extension/Lock Button, Chrome (1")

Stock No.	A	B
L63	1-1/4	8



Square Drive Adaptors, Industrial (1")

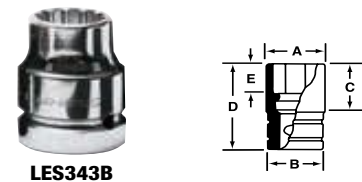
Stock No.	A	B	C	D
GLA72A	3/4	1	1-7/16	2-5/8
GLA124A	1	3/4	1-13/16	2-3/4

ASME®/ANSI® B107.10





SPLINE SOCKETS

Snap-on® spline wrenching tools have been developed to service high-tensile strength spline nuts and bolts widely used on both military and commercial aircraft. Precise, radial spline teeth engage the fastener teeth over a wider area to minimize stress, and allow application of high torque to reduce risk of damage to the fastener or to the tool. Chrome tools comply with Military Spec. MS-33787 and MIL-W-8982. The unique spline wrenching configuration can also be used on ordinary 6- and 12-point fasteners with an advantage similar to the Snap-on® Flank Drive® wrenching system.




Shallow, Inches, Chrome (1")

		Stock No.	A	B	C	D	E
#32	1	LES323B	1-29/64	1-55/64	1-35/64	2-7/16	53/64
#34	1-1/16	LES343B	1-17/32	1-27/32	1-3/8	2-17/32	7/8
#38	1-3/16	LES383B	1-11/16	1-31/32	1-5/8	2-25/32	1-5/32

HEX BIT SOCKETS

Hex/Standard, inches, Industrial (1")

	Stock No.	A	B
7/8	IMA283	5-5/8	IMA283-2
1	IMA323	5-5/8	IMA323-2

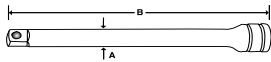


- Do not use "cheater bars" on handles
- Do not use chrome or industrial finish hand tools with impact drivers
- Read safety precautions on pages W1 to W4

IMPACT ACCESSORIES



IM133

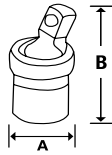


Extensions with Pin Hole (1")

Stock No.	A	B
IM133	1	3
IM63B	1-1/8	7-1/8
IM123	1-3/8	13-1/8



IP83

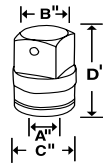


Swivel Universal Joint with Pin Hole (1")

Stock No.	A	B
IP83	2-1/2	4-3/16



IM72



Adaptors with Pin Hole (1")

Stock No.	A	B	C	D
IM35	1	1-1/2	2-1/4	3-1/2
IM53	1-1/2	1	3-1/4	4-1/4
IM72	3/4	1 with Pin Hole	1-5/8	2-9/16
IM124B	1	3/4 with Pin Hole	2-3/8	2-13/16



IM243P



IM243R



IMR3

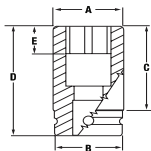
1" Drive Locking Rings and Pins

Stock No.	Description	Use with
IM243P	Steel Locking Pin	1" Drive Sockets/Accessories up to 1-3/8" (35 mm)
IM243R	Synthetic Rubber Locking Ring	1" Drive Sockets/Accessories up to 1-3/8" (35 mm) Plus IM124 Adaptor
IMR3	Socket Retainer	All 1" Drive Sockets/Accessories, All #5 Spline Drive Sockets/Accessories
IM483P	Steel Locking Pin	All Spline Drive Sockets/Accessories Plus 1" Drive Sockets from 1-7/16" (35 mm)

FLANK DRIVE® IMPACT SOCKETS

Shallow, mm

Set Contains: 5/16MM



IMM503

mm	6	A	B	C	D	E	6
27	IMM273	44.5	53.8	27.0	57.2	17.5	•
30	IMM303	47.8	53.8	27.0	57.2	17.5	•
32	IMM323	50.8	53.8	33.3	63.5	19.1	•
33	IMM333	52.3	53.8	33.3	63.5	22.4	•
35	IMM353	53.8	53.8	33.5	63.5	22.4	•
36	IMM363	57.2	57.2	34.3	63.5	22.4	•
38	IMM383	59.7	57.2	40.1	69.9	23.6	•
41	IMM413A	59.9	57.2	39.6	69.9	26.4	•
46	IMM463	69.9	60.5	44.2	76.2	30.0	•
50	IMM503	69.9	60.5	49.3	82.6	31.2	•
55	IMM553	82.6	60.3	46.7	82.6	31.8	•
60	IMM603	88.9	57.2	51.6	88.9	38.1	•
65	IMM653	92.1	60.5	63.8	101.6	45.7	•
70	IMM703	95.3	60.5	62.2	101.6	45.7	•
75	IMM753	104.8	60.5	67.1	108.0	51.6	•
80	IMM803	108.7	61.1	65.9	108.7	47.6	•

FLANK DRIVE® IMPACT SOCKETS







Shallow, inches

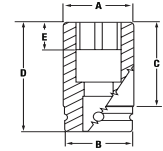
Set Contains:

521M

516M

522M

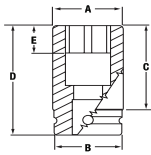
			A	B	C	D	E			
3/4	IM243	IMD243	1-7/16	2-1/8	1	2-1/8	11/16	•		
13/16	IM263	IMD263	1-7/16	2-1/8	1	2-1/8	11/16	•		
7/8	IM283	IMD283	1-1/2	2-1/8	1	2-1/8	11/16	•		
15/16	IM303	IMD303	1-19/32	2-1/8	1	2-1/8	11/16	•		
1	IM323	IMD323A	1-11/16	2-1/8	1-1/16	2-1/4	11/16	•		
1-1/16	IM343	IMD343	1-3/4	2-1/8	1-1/16	2-1/4	11/16	•		
1-1/8	IM363	IMD363	1-7/8	2-1/8	1-1/16	2-1/4	11/16	•		
1-3/16	IM383	IMD383	1-7/8	2-1/8	1-1/16	2-1/4	11/16	•		
1-1/4	IM403	IMD403	2	2-1/8	1-3/16	2-3/8	3/4	•		
1-5/16	IM423	IMD423	2-1/16	2-1/8	1-15/16	2-1/2	7/8	•		
1-3/8	IM443	IMD443	2-1/8	2-1/8	1-15/16	2-1/2	7/8	•		
1-7/16	IM463	IMD463	2-1/4	2-1/4	1-7/16	2-1/2	15/16	•		
1-1/2	IM483B	IMD483	2-3/8	2-1/4	1-7/16	2-5/8	15/16	•		
1-9/16	IM503A	IMD503	2-3/8	2-1/4	1-7/16	2-5/8	15/16	•		
1-5/8	IM523A	IMD523	2-3/8	2-1/4	1-5/8	2-3/4	1-1/16	•		
1-11/16	IM543	IMD543	2-9/16	2-3/8	1-5/8	2-3/4	1-1/16	•		
1-3/4	IM563	IMD563	2-5/8	2-3/8	1-23/32	2-7/8	1-5/32	•		
1-3/16	IM583	IMD583	2-3/4	2-3/8	1-23/32	2-15/16	1-3/16	•		
1-7/8	IM603	IMD603	2-3/4	2-3/8	1-23/32	2-15/16	1-3/16	•		
1-15/16	IM623	IMD623	2-3/4	2-3/8	1-23/32	2-15/16	1-3/16	•		
2	IM643	IMD643	3	2-3/8	1-31/32	3-1/8	1-9/32	•		
2-1/16	IM663	IMD663	3	2-3/8	1-31/32	3-1/8	1-9/32		•	
2-1/8	IM683	IMD683	3-1/8	2-3/8	2-3/32	3-1/4	1-9/32		•	
2-3/16	IM703	IMD703	3-1/4	2-3/8	2-5/32	3-11/32	1-7/16		•	
2-1/4	IM723	IMD723	3-1/4	2-3/8	2-5/32	3-11/32	1-7/16		•	
2-5/16	IM743	IMD743	3-3/8	2-3/8	2-5/32	3-1/2	1-1/2		•	
2-3/8	IM763	IMD763	3-1/2	2-3/8	2-5/32	3-1/2	1-1/2		•	
2-7/16	IM783	IMD783	3-1/2	2-3/8	2-5/32	3-1/2	1-1/2		•	
2-1/2	IM803	IMD803	3-1/2	2-3/8	2-1/8	3-5/8	1-5/8		•	
2-9/16	IM823	IMD823	3-5/8	2-3/8	2-1/8	3-5/8	1-5/8		•	
2-5/8	IM843	IMD843	3-3/4	2-3/8	2-5/16	3-3/4	1-5/8		•	
2-11/16	IM863	IMD863	3-3/4	2-3/8	2-1/2	4	1-13/16		•	
2-3/4	IM883	IMD883	3-3/4	2-3/8	2-7/16	4	1-13/16		•	
2-13/16	IM903	IMD903	4	2-3/8	2-7/16	4	1-13/16		•	
2-7/8	IM923	IMD923	4	2-3/8	2-7/16	4	1-13/16		•	
2-15/16	IM943	IMD943	4-1/8	2-3/8	2-5/8	4-1/4	2		•	
3	IM963	IMD963	4-1/4	2-3/8	2-5/8	4-1/4	2-1/16		•	
3-1/8	IM1003	IMD1003	4-1/4	2-3/8	2-9/16	4-1/4	2-1/16		•	
3-1/4	IM1043	IMD1043	4-1/2	2-3/8	2-9/16	4-1/4	2-1/16		•	
3-3/8	IM1083	IMD1083	4-5/8	2-3/8	2-3/4	4-1/2	2-1/4		•	
3-1/2	IM1123	IMD1123	4-3/4	2-3/8	3	4-3/4	2-1/4		•	
3-5/8	IM1163	IMD1163	5	2-3/8	2-15/16	4-3/4	2-5/16			•
3-11/16	IM1183	—	5-5/16	2-3/8	3-3/16	5	2-7/16			•
3-3/4	IM1203	IMD1203	5-1/8	2-3/8	2-7/8	4-3/4	2-3/8			•
3-13/16	IM1223	—	5-3/8	2-3/8	3-1/8	5	2-1/2			•
3-7/8	IM1243	IMD1243	5-1/4	2-3/8	3-1/8	5	2-9/16			•
3-15/16	IM1263	—	5-3/8	2-3/8	3-3/8	5-1/4	2-9/16			•
4	IM1283	IMD1283	5-1/2	2-3/8	3-1/16	5	2-9/16			•
4-1/16	IM1303	—	5-1/2	2-3/8	3-1/16	5	2-9/16			•
4-1/8	IM1323	IMD1323	5-9/16	2-3/8	3-1/16	5	2-9/16			•
4-3/16	IM1343	—	6	2-3/8	3	5	2-9/16			•
4-1/4	IM1363	IMD1363	5-3/4	2-3/8	3-1/4	5-1/4	2-5/8			•
4-5/16	IM1383	—	5-25/32	2-3/8	3-7/16	5-1/2	2-5/8			•
4-3/8	IM1403	—	5-13/16	2-3/8	3-3/16	5-1/4	2-5/8			•
4-7/16	IM1423	—	6	2-3/8	3-3/16	5-1/4	2-11/16			•
4-1/2	IM1443	IMD1443	6	2-3/8	3-3/16	5-1/4	2-5/8			•
4-9/16	IM1463	—	6-1/2	2-3/8	3-7/16	5-1/2	2-3/4			•
4-5/8	IM1483	—	6-7/16	2-3/8	3-7/8	6	3-1/16			•
4-3/4	IM1523	—	6-5/8	2-3/8	3-5/8	5-3/4	2-7/8			•
4-7/8	IM1563	—	7	2-3/8	3-9/16	5-3/4	3			•
5	IM1603	—	7	2-3/8	3-1/2	5-3/4	3			•
5-3/8	IM1723	—	7-1/2	2-3/8	4-7/16	6-3/4	3-9/16			•
5-3/4	IM1843	—	8-1/4	2-3/8	4-5/16	6-3/4	3-9/16			•



IM703

1" DRIVE TOOLS

FLANK DRIVE® IMPACT SOCKETS



SIM563

Deep, inches

Set Contains: 519SM 520SM 517SM

	6	12	A	B	C	D	E	6	6	6
7/8	SIM283	—	1-19/32	2-1/8	1-13/16	3	5/8	•		
15/16	SIM303	—	1-19/32	2-1/8	1-13/16	3	11/16	•		
1	SIM323	SIMD323	1-19/32	2-1/8	1-13/16	3	3/4	•		
1-1/16	SIM343	—	1-3/4	2-1/8	1-13/16	3	3/4	•		
1-1/8	SIM363	—	1-13/16	2-1/8	1-13/16	3	3/4	•		
1-3/16	SIM383	—	1-13/16	2-1/8	1-13/16	3	3/4	•		
1-1/4	SIM403*	SIMD403*	2-1/16	2-1/8	2-1/196	3-1/4	7/8	•		
1-5/16	SIM423	—	2-1/16	2-1/8	2-1/196	3-1/4	7/8	•		
1-3/8	SIM443	—	2-1/16	2-1/8	2-1/196	3-1/4	7/8	•		
1-7/16	SIM463A	SIMD463	2-1/4	2-1/8	2-3/32	3-1/4	29/32	•		
1-1/2	SIM483B	—	2-3/8	2-1/4	2-11/32	3-1/2	1	•		
1-9/16	SIM503A	—	2-3/8	2-1/4	2-11/32	3-1/2	1	•		
1-5/8	SIM523B	—	2-3/8	2-1/4	2-1/2	3-5/8	1	•		
1-11/16	SIM543	SIMD543	2-1/2	2-3/8	2-7/16	3-5/8	1-1/8	•		
1-3/4	SIM563	—	2-3/4	2-3/8	2-11/16	3-7/8	1-1/8	•		
1-13/16	SIM583	—	2-3/4	2-3/8	2-11/16	3-7/8	1-3/16	•		
1-7/8	SIM603	—	2-3/4	2-3/8	2-11/16	3-7/8	1-3/16	•		
1-15/16	SIM623	—	3	2-3/8	2-15/16	4-1/8	1-1/4	•		
2	SIM643	—	3	2-3/8	2-15/16	4-1/8	1-5/16	•		
2-1/16	SIM663	—	3	2-1/4	2-15/16	4-1/4	1-5/16		•	
2-1/8	SIM683	—	3-1/8	2-1/4	2-7/8	4-1/4	1-5/16		•	
2-3/16	SIM703	—	3-1/4	2-1/4	3-1/8	4-1/2	1-1/2		•	
2-1/4	SIM723	—	3-1/4	2-3/8	3-1/8	4-1/2	1-1/2		•	
2-5/16	SIM743	—	3-3/8	2-3/8	3-1/16	4-1/2	1-1/2		•	
2-3/8	SIM763	—	3-1/2	2-3/8	3-1/16	4-1/2	1-1/2		•	
2-7/16	SIM783	—	3-1/2	2-3/8	3-1/16	4-1/2	1-1/2		•	
2-1/2	SIM803	—	3-1/2	2-3/8	3-1/4	4-3/4	1-5/8		•	
2-9/16	SIM823	—	3-5/8	2-3/8	3-1/4	4-3/4	1-5/8		•	
2-5/8	SIM843**	—	3-3/4	2-3/8	3-1/4	4-3/4	1-5/8		•	
2-11/16	SIM863	—	3-3/4	2-3/8	3-1/2	5	1-13/16		•	
2-3/4	SIM883	—	3-3/4	2-3/8	3-7/16	5	1-13/16		•	
2-13/16	SIM903	—	4	2-3/8	3-7/16	5	1-3/4		•	
2-7/8	SIM923	—	4	2-3/8	3-7/16	5	1-3/4		•	
2-15/16	SIM943	—	4-1/8	2-3/8	3-3/8	5	1-3/4		•	
3	SIM963	—	4-1/4	2-3/8	3-5/8	5-1/4	1-3/4		•	
3-1/8	SIM1003	—	4-1/4	2-3/8	3-9/16	5-1/4	1-7/8		•	
3-1/4	SIM1043	—	4-1/2	2-3/8	3-9/16	5-1/4	1-7/8		•	
3-3/8	SIM1083	—	4-1/2	2-3/8	4	5-3/4	2-1/4		•	
3-1/2	SIM1123	—	4-3/4	2-3/8	4	5-3/4	2-1/4		•	
3-5/8	SIM1163	—	5	2-3/8	3-15/16	5-3/4	2-1/4		•	
3-11/16	SIM1183	—	5-5/16	2-3/8	3-15/16	5-3/4	2-7/16		•	
3-3/4	SIM1203	—	5-1/8	2-3/8	3-7/8	5-3/4	2-1/4		•	
3-13/16	SIM1223	—	5-3/8	2-3/8	4-1/8	6	2-1/2		•	
3-7/8	SIM1243	—	5-1/4	2-3/8	4-3/8	6-1/4	2-9/16		•	
3-15/16	SIM1263	—	5-1/2	2-3/8	4-3/8	6-1/4	2-3/8		•	
4	SIM1283	—	5-1/2	2-3/8	4-5/16	6-1/4	2-9/16		•	
4-1/16	SIM1303	—	5-1/2	2-3/8	4-5/16	6-1/4	2-1/2		•	
4-1/8	SIM1323	—	5-9/16	2-3/8	4-5/16	6-1/4	2-9/16		•	
4-3/16	SIM1343	—	6	2-3/8	4-1/4	6-1/4	2-1/2		•	
4-7/16	SIM1423	—	6	2-3/8	4-3/16	6-1/4	2-11/16		•	
4-1/2	SIM1443	—	6	2-3/8	4-7/16	6-1/2	2-3/4		•	
4-9/16	SIM1463	—	6-1/2	2-3/8	4-7/16	6-1/2	2-3/4		•	
4-5/8	SIM1483	—	6-5/8	2-3/8	4-3/8	6-1/2	2-13/16		•	
4-3/4	SIM1523	—	6-5/8	2-3/8	4-5/8	6-3/4	2-7/8		•	
4-7/8	SIM1563	—	7	2-3/8	4-9/16	6-3/4	3		•	
5	SIM1603	—	7	2-3/8	4-1/2	6-3/4	3		•	
5-3/8	SIM1723	—	7-1/2	2-3/8	5-7/16	7-3/4	3-9/16		•	
5-3/4	SIM1843	—	8-1/4	2-3/8	5-5/16	7-3/4	3-9/16		•	

*Applications include use on heavy duty wheel lug nuts.

**Applications include use on wheel lug nuts on stud piloted/budd style wheel systems.

FLANK DRIVE® IMPACT SOCKETS

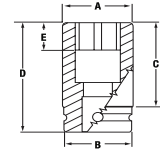
1" DRIVE TOOLS

Deep, mm

mm	6	A	B	C	D	E
30	SIMM303	46.0	53.7	46.0	76.2	19.1
32	SIMM323	52.3	53.7	76.2	82.6	22.4
33	SIMM333	52.3	53.7	53.3	82.5	22.4
38	SIMM383	60.3	57.2	59.7	88.9	25.4
70	SIMM703	97.61	60.45	95.45	127	43.69



SIMM323



Shallow Thin Wall, mm

mm	6	A	B	C	D	E
50	IMM503TW	65	57.2	49	82.6	34.8
55	IMM553TW	75.9	60.5	53.8	88.9	34.8
70	IMM705TW	91.2	82.6	67.5	114.3	44.3



IMM503TW

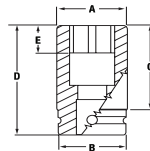


IMM705TW

SPECIAL APPLICATION IMPACT SOCKETS



IM724



IM740

Single Square/Shallow, inches

4	A	B	C	D	E	
3/4	IM724	1-15/16	2-1/8	31/32	2-1/8	21/32
13/16	IM726	1-15/16	2-1/8	31/32	2-1/8	21/32
7/8	IM728	2-1/16	2-1/8	31/32	2-1/8	21/32
15/16	IM730	2-1/16	2-1/8	15/16	2-1/8	5/8
1	IM732	2-1/8	2-1/8	1-3/32	2-1/4	25/32
1-1/8	IM736	2-1/4	2-1/4	1-3/32	2-1/4	25/32

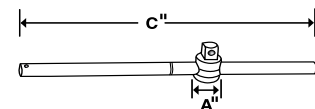
Double Square/Shallow, inches

8	A	B	C	D	E	
1-1/4	IM740	2-3/8	2-3/8	1-1/8	2-3/8	13/16

1-1/2" DRIVE HANDLES

Sliding T-Handle, Industrial (1-1/2")

Stock No.	C	Sliding Head Only Stock No.	A	Handle Stock No.
L55	36	L55-2	2-7/8	L55-1



L55



WARNING

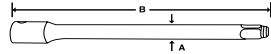


- Do not use "cheater bars" on handles
- Read safety precautions on pages W1 to W4

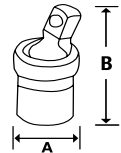
1-1/2" AND #5 SPLINE DRIVE IMPACT ACCESSORIES



IM105



IP85



Extensions with Pin Hole (1-1/2")

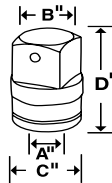
Stock No.	A	B
IM105	2	10
IM155	2	15
IM205	2	20

Swivel Universal Joint with Pin Hole (1-1/2")

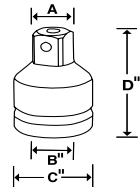
Stock No.	Retention Type	A	B
IP85	Pin Hole	3-5/8	6-1/16



IM53



IMSA3



Adaptors with Pin Hole (1-1/2")

Stock No.	A	B	C	D
IM35	1	1-1/2	2-1/4	3-1/2
IM53	1-1/2	1	3-1/4	4-1/4
IM59	1-1/2	2-1/2	3-1/4	4-3/4
IM95	2-1/2	1-1/2	5	6-3/8

Spline-to-Square Adaptor

Stock No.	A	B	C	D
IMSA3	1" Square	No. 5, 14 Tooth	2-3/8	3-3/8

Ring and Pin Chart for Impact Sockets and Accessories (1", 1-1/2", #5 Spline Drive)



IM243R



IM243P



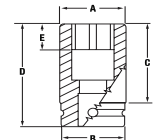
IMR3

Stock No.	Description	Use with
IM243R	Synthetic Rubber Locking Ring	1" Drive Sockets/Accessories up to 1-3/8" (35 mm) Plus IM124 Adaptor
IM243P	Steel Locking Pin	1" Drive Sockets/Accessories up to 1-3/8" (35 mm)
IMR3	Socket Retainer	All 1" Drive Sockets/Accessories, All #5 Spline Drive Sockets/Accessories
IM483R	Rubber Locking Ring	All Spline Drive Sockets/Accessories Plus 1" Drive Sockets from 1-7/16" (35 mm)
IM483P	Steel Locking Pin	All Spline Drive Sockets/Accessories Plus 1" Drive Sockets from 1-7/16" (35 mm)
IM445R	Rubber Locking Ring	All 1-1/2" Drive Sockets/Accessories

FLANK DRIVE® IMPACT SOCKETS



IMM365



Shallow, mm

mm	6	A	B	C	D	E
36	IMM365	73.0	82.6	34.5	76.2	25.4
38	IMM385	73.0	82.6	34.5	76.2	25.4
41	IMM415	73.0	82.6	34.5	76.2	27.7
46	IMM465	79.4	82.6	40.9	82.6	29.7
50	IMM505	79.4	82.6	47.2	88.9	31.8
55	IMM555	88.9	82.6	47.2	88.9	35.6

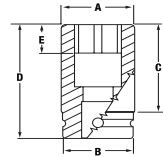
mm	6	A	B	C	D	E
60	IMM605	94.5	82.6	58.2	101.6	38.6
65	IMM655	99.2	82.6	56.6	101.6	41.4
70	IMM705	105.6	82.6	61.7	108.0	45.7
75	IMM755	111.1	82.6	66.5	114.3	47.2
80	IMM805	116.6	82.6	77.2	127	50.7

FLANK DRIVE® IMPACT SOCKETS

Shallow, inches

Set Contains: 619IM 616IM 618IM 609IM

	6	12	A	B	C	D	E	6	6	6	6
1-3/8	IM445	IMD445	2-7/8	3-1/4	1-3/8	3	1	•			
1-7/16	IM465	IMD465	2-7/8	3-1/4	1-3/8	3	1	•			
1-1/2	IM485	IMD485	3	3-1/4	1-3/8	3	1	•			
1-9/16	IM505	—	3	3-1/4	1-3/8	3	1	•			
1-5/8	IM525	IMD525	2-7/8	3-1/4	1-3/8	3	1-1/16	•			
1-11/16	IM545	IMD545	3	3-1/4	1-3/8	3	1-1/16	•			
1-3/4	IM565	IMD565	3-1/8	3-1/4	1-5/8	3-1/4	1-1/8	•			
1-13/16	IM585	—	3-1/8	3-1/4	1-5/8	3-1/4	1-3/16	•			
1-7/8	IM605	IMD605	3-1/8	3-1/4	1-7/8	3-1/2	1-3/16	•			
1-15/16	IM625A	—	3-1/8	3-1/4	1-7/8	3-1/2	1-1/4	•			
2	IM645	IMD645	3-1/2	3-1/4	1-7/8	3-1/2	1-1/4	•			
2-1/16	IM665	IMD665	3-1/2	3-1/4	1-7/8	3-1/2	1-7/16	•			
2-1/8	IM685	—	3-1/2	3-1/4	1-7/8	3-1/2	1-7/16	•			
2-3/16	IM705	—	3-1/2	3-1/4	1-7/8	3-1/2	1-1/2	•			
2-1/4	IM725A	—	3-3/4	3-1/4	2-1/8	3-3/4	1-7/16	•			
2-5/16	IM745	—	3-3/4	3-1/4	2	3-3/4	1-1/2	•			
2-3/8	IM765	IMD765	3-7/8	3-1/4	2-1/4	4	1-1/2	•			
2-7/16	IM785	—	3-7/8	3-1/4	2-1/4	4	1-9/16	•			
2-1/2	IM805	IMD805	3-7/8	3-1/4	2-1/4	4	1-5/8	•			
2-9/16	IM825	—	3-7/8	3-1/4	2-1/4	4	1-5/8		•		
2-5/8	IM845	IMD845	4-1/16	3-1/4	2-1/2	4-1/4	1-11/16		•		
2-11/16	IM865	IMD865	4-1/8	3-1/4	2-1/2	4-1/4	1-11/16		•		
2-3/4	IM885	—	4-1/4	3-1/4	2-3/8	4-1/4	1-13/16		•		
2-13/16	IM905	—	4-3/8	3-1/4	2-3/8	4-1/4	1-13/16		•		
2-7/8	IM925	IMD925	4-3/8	3-1/4	2-3/8	4-1/4	1-13/16		•		
2-15/16	IM945	IMD945	4-3/8	3-1/4	2-5/8	4-1/2	1-15/16		•		
3	IM965	IMD965	4-7/16	3-1/4	2-5/8	4-1/2	1-15/16		•		
3-1/16	IM985	—	4-11/16	3-1/4	2-5/8	4-1/2	1-15/16		•		
3-1/8	IM1005	—	4-3/4	3-1/4	2-7/8	4-3/4	2		•		
3-3/16	IM1025	—	4-3/4	3-1/4	2-1/2	4-1/2	2		•		
3-1/4	IM1045	IMD1045	4-3/4	3-1/4	2-3/4	4-3/4	2-1/8		•		
3-5/16	IM1065	—	5	3-1/4	2-3/4	4-3/4	2-1/8		•		
3-3/8	IM1085	—	5	3-1/4	2-3/4	4-3/4	2-1/4		•		
3-7/16	IM1105	—	5	3-1/4	3	5	2-1/4		•		
3-1/2	IM1125	—	5-1/8	3-1/4	3	5	2-1/4		•		
3-9/16	IM1145	—	5-1/8	3-1/4	2-7/8	5	2-1/4			•	
3-5/8	IM1165	—	5-1/8	3-1/4	2-7/8	5	2-5/16			•	
3-11/16	IM1185	—	5-1/4	3-1/4	3-1/8	5-1/4	2-3/8			•	
3-3/4	IM1205	—	5-3/8	3-1/4	3-1/8	5-1/4	2-1/2			•	
3-13/16	IM1225	—	5-3/8	3-1/4	3-1/8	5-1/4	2-1/2			•	
3-7/8	IM1245	—	5-1/2	3-1/4	3-1/8	5-1/4	2-9/16			•	
3-15/16	IM1265	—	5-1/2	3-1/4	3-1/8	5-1/4	2-9/16			•	
4	IM1285	—	5-5/8	3-1/4	3-1/4	5-1/2	2-5/8			•	
4-1/16	IM1305	—	5-3/4	3-1/4	3-1/4	5-1/2	2-11/16			•	
4-1/8	IM1325	—	5-13/16	3-1/4	3-1/4	5-1/2	2-3/4			•	
4-1/4	IM1365	—	6	3-1/4	3-1/2	5-3/4	2-3/4			•	
4-5/16	IM1385	—	6-1/4	3-1/4	3-1/2	5-3/4	2-7/8			•	
4-3/8	IM1405	—	6-1/4	3-1/4	3-3/8	5-3/4	2-15/16			•	
4-7/16	IM1425	—	6-1/4	3-1/4	3-3/8	5-3/4	3			•	
4-1/2	IM1445	—	6-1/4	3-1/4	3-5/8	6	3-1/8			•	
4-5/8	IM1485	—	6-1/2	3-1/4	3-7/8	6-1/4	3-1/8			•	
4-3/4	IM1525	—	6-9/16	3-1/4	3-7/8	6-1/4	3-1/8			•	
4-7/8	IM1565	—	6-11/16	3-1/4	3-3/4	6-1/4	3-3/16			•	
5	IM1605	—	6-7/8	3-1/4	3-3/4	6-1/4	3-3/16				•
5-3/8	IM1725	—	7-5/16	3-1/4	3-5/8	6-1/4	3-7/16				•
5-3/4	IM1845	—	7-11/16	3-1/4	4-1/2	7-1/4	3-11/16				•
6-1/8	IM1965	—	8	3-1/4	4-3/8	7-1/4	3-15/16				•
6-1/2	IM2085	—	8-3/8	3-1/4	5	8	4-3/16				•
6-7/8	IM2205	—	8-13/16	3-1/4	4-7/8	8	4-3/8				•
7-1/4	IM2325	—	9-3/16	3-1/4	6-1/8	9-1/4	4-5/8				•
7-5/8	IM2445	—	9-1/2	3-1/4	6-1/4	9-1/2	4-7/8				•
8	IM2565	—	10	3-1/4	6-5/8	10	5-1/8				•



IM445

1-1/2" DRIVE TOOLS



WARNING

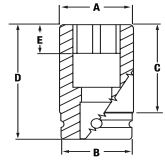


• Read safety precautions on pages W1 to W4



FLANK DRIVE® IMPACT SOCKETS



SIM485



Deep, inches

		A	B	C	D	E
1-3/16	SIM445	2-7/8	3-1/4	2-5/8	4-1/4	1
1-7/16	SIM465	2-7/8	3-1/4	2-5/8	4-1/4	1
1-1/2	SIM485	2-7/8	3-1/4	2-5/8	4-1/4	1
1-5/8	SIM525	2-7/8	3-1/4	2-5/8	4-1/4	1-1/8
1-11/16	SIM545	3	3-1/4	2-5/8	4-1/4	1-1/8
2	SIM645	3-3/8	3-1/4	3-1/8	4-3/4	1-1/4
2-1/16	SIM665	3-7/16	3-1/4	3-1/8	4-3/4	1-5/16
2-3/16	SIM705	3-1/2	3-1/4	3-3/8	5	1-3/8
2-1/4	SIM725	3-9/16	3-1/4	3-5/8	5-1/4	1-1/2
2-5/16	SIM745	3-5/8	3-1/4	3-1/2	5-1/4	1-9/16
2-3/8	SIM765	3-3/4	3-1/4	3-1/2	5-1/4	1-9/16
2-7/16	SIM785	3-3/4	3-1/4	3-1/2	5-1/4	1-9/16
2-1/2	SIM805	3-7/8	3-1/4	3-1/2	5-1/4	1-5/8
2-9/16	SIM825	3-7/8	3-1/4	3-3/4	5-1/2	1-5/8
2-5/8	SIM845	4	3-1/4	3-3/4	5-1/2	1-11/16
2-11/16	SIM865	4-1/8	3-1/4	3-3/4	5-1/2	1-3/4
2-3/4	SIM885	4-1/8	3-1/4	3-5/8	5-1/2	1-13/16
2-13/16	SIM905	4-1/4	3-1/4	3-7/8	5-3/4	1-13/16
2-7/8	SIM925	4-5/16	3-1/4	3-7/8	5-3/4	1-7/8
2-15/16	SIM945	4-3/8	3-1/4	3-7/8	5-3/4	1-15/16
3	SIM965	4-7/16	3-1/4	4-1/8	6	1-15/16
3-1/16	SIM985	4-9/16	3-1/4	4-1/8	6	2
3-1/8	SIM1005	4-5/8	3-1/4	4-1/8	6	2-1/16
3-3/16	SIM1025	4-11/16	3-1/4	4-1/4	6-1/4	2-1/8
3-1/4	SIM1045	4-3/4	3-1/4	4-1/4	6-1/4	2-1/8
3-5/16	SIM1065	4-7/8	3-1/4	4-1/4	6-1/4	2-3/16
3-3/8	SIM1085	4-15/16	3-1/4	4-1/4	6-1/4	2-1/4
3-7/16	SIM1105	5	3-1/4	4-1/2	6-1/2	2-1/4
3-1/2	SIM1125	5-1/16	3-1/4	4-1/2	6-1/2	2-5/16
3-9/16	SIM1145	5-1/8	3-1/4	4-3/8	6-1/2	2-3/8
3-5/8	SIM1165	5-1/4	3-1/4	4-5/8	6-3/4	2-7/16
3-11/16	SIM1185	5-5/16	3-1/4	4-5/8	6-3/4	2-7/16
3-3/4	SIM1205	5-3/8	3-1/4	4-5/8	6-3/4	2-1/2
3-13/16	SIM1225	5-7/16	3-1/4	4-7/8	7	2-1/2
3-7/8	SIM1245	5-1/2	3-1/4	4-7/8	7	2-9/16
3-15/16	SIM1265	5-5/8	3-1/4	5-1/8	7-1/4	2-9/16
4	SIM1285	5-5/8	3-1/4	5	7-1/4	2-5/8
4-1/16	SIM1305	5-3/4	3-1/4	5-1/4	7-1/2	2-11/16
4-1/8	SIM1325	5-13/16	3-1/4	5-1/4	7-1/2	2-3/4
4-1/4	SIM1365	6	3-1/4	5-1/2	7-3/4	2-13/16
4-5/16	SIM1385	6-1/4	3-1/4	5-1/2	7-3/4	3
4-3/8	SIM1405	6-1/4	3-1/4	5-3/8	7-3/4	3
4-1/2	SIM1445	6-1/4	3-1/4	5-5/8	8	3
4-5/8	SIM1485	6-3/8	3-1/4	5-5/8	8	3-1/16
4-3/4	SIM1525	6-1/2	3-1/4	5-5/8	8	3-1/16

Locking Rings and Pins for 1-1/2" and 2-1/2" Extensions, Adaptors, Impact Sockets



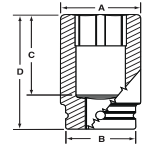
IM445R



IM729P

Stock No.	Description	Use with
IM243R	Synthetic Rubber Locking Ring	1" Drive Sockets/Accessories up to 1-3/8" (35 mm) Plus IM124 Adaptor
IM243P	Steel Locking Pin	1" Drive Sockets/Accessories up to 1-3/8" (35 mm)
IM445R	Rubber Locking Ring	All 1-1/2" Drive Sockets/Accessories
IM729P	Steel Locking Pin	All 2-1/2" Drive Sockets/Accessories

FLANK DRIVE® IMPACT SOCKETS



Shallow, inches

IM2209

Set
Contains:

716JM

713JM

714JM

711JM

Shallow, inches	Part Number	A	B	C	D	716JM	713JM	714JM	711JM
2	IM649	3-7/16	5	2-31/32	5-1/2	•			
2-3/16	IM709	3-21/32	5	3-7/32	5-3/4	•			
2-1/4	IM729	3-23/32	5	3-7/32	5-3/4	•			
2-3/8	IM769	3-7/8	5	3-15/32	6	•			
2-1/2	IM809	4	5	3-15/32	6	•			
2-9/16	IM829	4-3/32	5	3-15/32	6	•			
2-5/8	IM849	4-5/32	5	3-15/32	6	•			
2-3/4	IM889	4-5/16	5	3-23/32	6-1/4	•			
2-7/8	IM929	4-7/16	5	3-23/32	6-1/4	•			
2-15/16	IM949	4-17/32	5	3-23/32	6-1/4	•			
3	IM969	4-19/32	5	3-23/32	6-1/4	•			
3-1/8	IM1009	4-3/4	5	3-31/32	6-1/2	•			
3-1/4	IM1049	5	5	3-31/32	6-1/2	•			
3-3/8	IM1089	5	5	3-31/32	6-1/2	•			
3-7/16	IM1109	5	5	4-7/32	6-3/4	•			
3-1/2	IM1129	5-3/16	5	4-7/32	6-3/4	•			
3-5/8	IM1169	5-5/16	5	4-7/32	6-3/4		•		
3-3/4	IM1209	5-15/32	5	4-15/32	7		•		
3-7/8	IM1249	5-5/8	5	4-15/32	7		•		
4	IM1289	5-3/4	5	4-15/32	7		•		
4-1/16	IM1309	5-27/32	5	4-15/32	7		•		
4-1/8	IM1329	5-29/32	5	4-23/32	7-1/4		•		
4-1/4	IM1369	6-1/16	5	4-23/32	7-1/4		•		
4-3/8	IM1409	6-7/32	5	4-23/32	7-1/4		•		
4-1/2	IM1449	6-11/32	5	4-31/32	7-1/2		•		
4-5/8	IM1489	6-1/2	5	4-31/32	7-1/2		•		
4-3/4	IM1529	6-21/32	5	4-31/32	7-1/2		•		
4-7/8	IM1569	6-25/32	5	5-7/32	7-3/4		•		
5	IM1609	6-15/16	5	5-7/32	7-3/4		•		
5-1/8	IM1649	7-3/32	5	5-7/32	7-3/4			•	
5-1/4	IM1689	7-7/32	5	5-15/32	8			•	
5-3/8	IM1729	7-3/8	5	5-15/32	8			•	
5-7/16	IM1749	7-7/16	5	5-3/8	8			•	
5-1/2	IM1769	7-17/32	5	5-5/8	8-1/4			•	
5-5/8	IM1809	7-21/32	5	5-19/32	8-1/4			•	
5-3/4	IM1849	7-13/16	5	5-19/32	8-1/4			•	
5-7/8	IM1889	7-31/32	5	5-13/16	8-1/2			•	
6	IM1929	8-3/32	5	5-3/4	8-1/2			•	
6-1/8	IM1969	8-1/4	5	5-3/4	8-1/2			•	
6-1/4	IM20099	8-13/32	5	5-31/32	8-3/4			•	
6-3/8	IM2049	8-17/32	5	5-15/16	8-3/4			•	
6-1/2	IM2089	8-11/16	5	5-15/16	8-3/4			•	
6-5/8	IM2129	8-27/32	5	6-5/32	9			•	
6-3/4	IM2169	8-31/32	5	6-1/8	9				•
6-7/8	IM2209	9-1/8	5	6-1/8	9				•
7	IM2249	9-9/32	5	6-5/16	9-1/4				•
7-1/8	IM2289	9-13/32	5	6-5/16	9-1/4				•
7-1/4	IM2329	9-9/16	5	6-17/32	9-1/2				•
7-3/8	IM2369	9-23/32	5	6-1/2	9-1/2				•
7-1/2	IM2409	9-7/8	5	6-1/2	9-1/2				•
7-5/8	IM2449	10	5	6-23/32	9-3/4				•
7-3/4	IM2489	10-5/32	5	6-11/16	9-3/4				•
7-7/8	IM2529	10-5/16	5	6-11/16	9-3/4				•
8	IM2569	10-7/16	5	6-7/8	10				•

2-1/2" DRIVE TOOLS

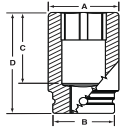


• Read safety precautions on pages W1 to W4

FLANK DRIVE® IMPACT SOCKETS



IMM1159



Shallow, mm

Set Contains:
 713MM
 710MM
 709MM

mm	6	A	B	C	D	6	6	6
60	IMM609	97.6	127	88.1	152.4	•		
65	IMM659	104.0	127	88.1	152.4	•		
67	IMM679	105.6	127	88.1	152.4	•		
70	IMM709	109.5	127	94.5	158.8	•		
71	IMM719	110.3	127	94.5	158.8	•		
75	IMM759	115.1	127	94.5	158.8	•		
80	IMM809	121.4	127	100.8	165.1	•		
85	IMM859	127.0	127	100.8	165.1	•		
86	IMM869	127.0	127	100.8	165.1	•		
90	IMM909	132.6	127	107.2	171.5	•		
95	IMM959	138.9	127	107.2	171.5	•		
98	IMM989	142.1	127	113.5	177.8	•		
100	IMM1009	144.5	127	113.5	177.8	•		
105	IMM1059	150.8	127	119.9	184.2		•	
110	IMM1109	156.4	127	119.9	184.2		•	
115	IMM1159	161.9	127	126.2	190.5		•	
120	IMM1209	168.3	127	126.2	190.5		•	
125	IMM1259	173.8	127	132.6	196.9		•	
130	IMM1309	179.4	127	132.6	196.9		•	
135	IMM1359	185.7	127	138.9	203.2		•	
140	IMM1409	191.3	127	142.9	209.6		•	
145	IMM1459	196.9	127	142.1	209.6		•	
150	IMM1509	203.2	127	147.6	215.9		•	
155	IMM1559	208.8	127	146.1	215.9			•
160	IMM1609	215.1	127	151.6	222.3			•
165	IMM1659	215.1	127	150.8	222.3			•
170	IMM1709	226.2	127	156.4	228.6			•
175	IMM1759	232.6	127	161.9	235.0			•
180	IMM1809	238.1	127	160.3	235.0			•
185	IMM1859	243.7	127	165.9	241.3			•
190	IMM1909	250.0	127	165.1	241.3			•
200	IMM2009	261.9	127	169.9	247.7			•



IM182R



IMR3

Master Ring and Pin Chart for Impact Sockets and Accessories

Stock No.	Description	Use with
IM182R	Rubber Locking Ring	All 3/4" Drive Sockets/Accessories
IMR2	Socket Retainer	All 3/4" Drive Sockets/Accessories
IM483R	Rubber Locking Ring	All Spline Drive Sockets/Accessories Plus 1" Drive Sockets from 1-7/16" (35 mm)
IM483P	Steel Locking Pin	All Spline Drive Sockets/Accessories Plus 1" Drive Sockets from 1-7/16" (35 mm)
IM445R	Rubber Locking Ring	All 1-1/2" Drive Sockets/Accessories
IM729P	Steel Locking Pin	All 2-1/2" Drive Sockets/Accessories
IMR3	Socket Retainer	All 1" Drive Sockets/Accessories, All #5 Spline Drive Sockets/Accessories
IM243P	Steel Locking Pin	1" Drive Sockets/Accessories up to 1-3/8" (35 mm)
IM243R	Synthetic Rubber Locking Ring	1" Drive Sockets/Accessories up to 1-3/8" (35 mm) Plus IM124 Adaptor

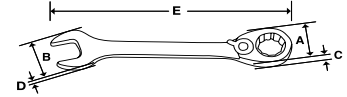
WRENCHES

THE KEY TO MAKING WRENCHES THAT PERFORM BETTER IS TO MAKE THEM BETTER IN THE FIRST PLACE. THAT'S WHY WE MAKE OURS WITH SPECIAL ALLOY STEEL, PRECISION FORGING AND HEAT TREATMENT FOR ULTIMATE STRENGTH AND DURABILITY. NICKEL-CHROME FINISHING FOR CORROSION PROTECTION AND EASIER CLEANUP. AND LONGER HANDLES FOR ADDED LEVERAGE AND GREATER ACCESS.

WRENCH BETTER WITH A BETTER WRENCH.

Our entire line of wrenches offers exclusive features, like the Flank Drive® Plus profile on the open end that “bites” into the fastener to minimize slipping and delivers up to 62% more turning power. Our Flank Drive® box-end wrenches have a 7.5° rotation away from the handle, so they can be flipped for better grip in tight areas. And their 15° offset angle provides more knuckle clearance and greater accessibility. Our reversible ratcheting box-end wrenches also provide smooth operation and max power, thanks to their 80-gear teeth and reversible dual pawls.

FLANK DRIVE® PLUS REVERSIBLE RATCHETING COMBINATION



- Patented, ratcheting mechanism utilizes Snap-on® Dual 80® Technology, combining dual pawls with a thin-walled, box-end design for smooth operation and more torque transfer in less lateral space
- 12-point ratcheting gear is cold formed and features the Flank Drive® wrenching configuration, the proven design for turning fasteners
- Open end features the patented Flank Drive® Plus wrenching configuration that delivers up to 62% more turning power than conventional wrenches

- Up to 80 gear teeth requires minimal movement in tight areas
- Box end is offset 15° for maximum clearance
- **STRONG:** Manufactured from special alloy steel; Precision forged, cold-formed and heat treated; Nickel-chrome plating; optimum corrosion protection, strength and durability
- **POWERFUL:** Continuous arc design; smooth operation distributes stress evenly creating more torque transfer



Ratcheting Combination/Standard Handle, 15° Offset, mm

mm	12	A	B	C	D	E	Set Contains:		
							SOXRRM704	SOXRRM707	SOXRRM710
6	SOXRRM6	16.3	13.8	6.7	3.7	126	•		
7	SOXRRM7	16.8	15.1	6.9	3.9	137	•		
8	SOXRRM8	17.8	17.0	7.1	4.3	149	•		
9	SOXRRM9	19.6	19.2	7.9	4.7	164	•		
10	SOXRRM10	19.1	21.1	7.2	5.1	179		•	•
11	SOXRRM11	21.1	23.4	7.6	5.5	194		•	•
12	SOXRRM12	22.7	25.1	8.1	5.9	207		•	•
13	SOXRRM13	24	27.2	8.2	6.3	221		•	•
14	SOXRRM14	26.3	29.2	8.2	6.7	235		•	•
15	SOXRRM15	27.8	31.2	9.1	7.1	249		•	•
16	SOXRRM16	28.4	33	9.8	7.4	261			•
17	SOXRRM17	30.5	35.1	9.9	7.8	277		•	•
18	SOXRRM18	31.8	37.1	10.4	8.2	291			•
19	SOXRRM19	32.4	39.4	10.9	8.6	305			•

ASME® B107.100

Sets include storage tray.



Ratcheting Combination/Standard Handle, 15° Offset, inches

Inches	12	A	B	C	D	E	Set Contains:	
							SOXRR702	SOXRR707
1/4	SOXRR8	21/32	9/16	9/32	5/32	4-15/16	•	
5/16	SOXRR10	27/32	11/16	9/32	3/16	5-29/32	•	
3/8	SOXRR12	3/4	27/32	9/32	7/32	7-1/32		•
7/16	SOXRR14	27/32	15/16	5/16	7/32	7-21/32		•
1/2	SOXRR16	15/16	1-1/16	11/32	1/4	8-11/16		•
9/16	SOXRR18	1-1/32	1-5/32	11/32	1/4	9-1/4		•
5/8	SOXRR20	1-1/8	1-5/16	3/8	9/32	10-9/32		•
11/16	SOXRR22	1-3/16	1-3/8	13/32	5/16	10-7/8		•
3/4	SOXRR24	1-9/32	1-9/16	7/16	11/32	12		•

ASME® B107.100

Sets include storage tray.

FLANK DRIVE® PLUS REVERSIBLE RATCHETING COMBINATION

- Patented open end speed-wrenching configuration delivers more speed than conventional wrenches
- Speed open end provides quick, ratchet-like action
- Flank Drive® wrenching system on the box end provides up to 15–20% more turning power with less risk of tool or fastener damage
- Manufactured from special alloy steel, precision forged and heat treated for optimum strength and durability
- Up to 80 gear teeth for minimal movement in tight areas
- Box end is offset 15° for clearance
- Sized for optimum comfort and balance
- Nickel-chrome plating helps protect against corrosion and makes it easy to wipe clean

Reversible Ratcheting Box/Speed Open End, mm

mm	12	A	B	C	D	E	Gear Teeth	12
10	SRXRM10	21.5	19.1	8.3	5.1	179	72	•
11	SRXRM11	22.0	21.0	8.6	5.6	194	72	•
12	SRXRM12	23.5	22.9	9.3	5.9	207	80	•
13	SRXRM13	25.0	24.8	10.2	6.4	221	80	•
14	SRXRM14	27.0	26.7	10.2	6.6	235	80	•
15	SRXRM15	28.5	28.6	11.1	7.4	249	80	•
16	SRXRM16	30.5	30.5	11.1	7.4	261	80	•
17	SRXRM17	32.0	32.4	12.0	7.9	277	80	•
18	SRXRM18	34.5	34.3	12.0	8.2	291	80	•
19	SRXRM19	36.5	36.2	12.9	8.6	305	80	•

ASME® B107.100

Set includes storage tray.

SRXRM710
Set Contains:



SRXRM710

Reversible Ratcheting Combination/Spline, inches

Snap-on® spline wrenching tools have been developed to service high-tensile strength spline nuts and bolts widely used on both military and commercial aircraft. Precise, radial spline teeth engage the fastener teeth over a wider area to minimize stress, and allow application of high torque to reduce risk of damage to the fastener or to the tool.

Chrome tools comply with Military Spec. MS-33787 and MIL-W-8982.

The unique spline wrenching configuration can also be used on ordinary 6- and 12-point fasteners with an advantage similar to the Snap-on® Flank Drive® wrenching system.

Size, inches (Spline)	Stock No.	A	B	C	D	E	
3/8 (#12)	SOSRR12	3/4	27/32	9/32	7/32	7-1/32	•
7/16 (#14)	SOSRR14	27/32	15/16	5/16	7/32	7-21/32	•
1/2 (#16)	SOSRR16	15/16	1-1/16	11/32	1/4	8-11/16	•
9/16 (#18)	SOSRR18	1-1/32	1-5/32	11/32	1/4	9-1/4	•
5/8 (#20)	SOSRR20	1-1/8	1-5/16	3/8	9/32	10-9/32	•
11/16 (#22)	SOSRR22	1-3/16	1-3/8	13/32	5/16	10-7/8	•
3/4 (#24)	SOSRR24	1-9/32	1-9/16	7/16	11/32	12	•

Set includes storage tray.

SOSRR707
Set Contains:



SOSRR707



- Do not use "cheater bars" on handles
- Read safety precautions on pages W1 to W4

FLANK DRIVE® PLUS NON-REVERSIBLE COMBINATION



SOXRM703



SOXRM710

Ratcheting Combination/Standard Handle, 0° Offset, mm

mm	12	A	B	C	D	E	Set Contains:		
							SOXRM703	SOXRM704	SOXRM710
	12						12	12	12
6	SOXRM6	16	13.2	6.4	3.5	123		•	
7	SOXRM7	16	15	6.4	3.9	134		•	
8	SOXRM8	16.9	17	6.4	4.3	147		•	
9	SOXRM9	18.2	19.2	6.8	4.7	159		•	
10	SOXRM10	19.1	21.1	7.2	5.1	171			•
11	SOXRM11	21.1	23.4	7.6	5.5	183			•
12	SOXRM12	22.7	25.1	8.1	5.9	195			•
13	SOXRM13	24	27.2	8.2	6.3	207			•
14	SOXRM14	26.3	29.2	8.3	6.7	219			•
15	SOXRM15	27.8	31.2	8.3	7.1	231			•
16	SOXRM16	28.4	33	9.8	7.4	243			•
17	SOXRM17	30.5	35.1	9.9	7.8	255			•
18	SOXRM18	31.8	37.1	10.4	8.2	267			•
19	SOXRM19	32.4	39.4	10.9	8.6	279			•
21	SOXRM21	39.5	43.2	13	9.4	314	•		
22	SOXRM22	39.7	45.7	13	9.9	329	•		
24	SOXRM24	46.1	48.8	14.1	10.5	358	•		

ASME® B107.100

Sets include storage tray.



SOXR704



SOXR707

Ratcheting Combination/Standard Handle, 0° Offset, inches

in	12	A	B	C	D	E	Set Contains:	
							SOXR704	SOXR707
	12						12	12
1/4	SOXR8	5/8	1/2	1/4	9/64	4-27/32		
5/16	SOXR10	21/32	43/64	1/4	11/64	6-1/4		
3/8	SOXR12	3/4	27/32	9/32	3/16	6-3/4		•
7/16	SOXR14	27/32	29/32	5/16	7/32	7-7/32		•
1/2	SOXR16	15/16	1-1/16	11/32	1/4	8-5/32		•
9/16	SOXR18	1-1/32	1-5/32	11/32	1/4	8-5/8		•
5/8	SOXR20	1-1/8	1-5/16	3/8	9/32	9-9/16		•
11/16	SOXR22	1-7/32	1-3/8	13/32	5/16	10-1/32		•
3/4	SOXR24	1-9/32	1-9/16	7/16	11/32	10-31/32		•
13/16	SOXR26	1-9/16	1-3/4	17/32	3/8	12-3/8	•	
7/8	SOXR28	1-9/16	1-13/16	17/32	13/32	12-15/16	•	
15/16	SOXR30	1-13/16	1-15/16	9/16	7/16	14-1/8	•	
1	SOXR32	1-13/16	1-15/16	9/16	7/16	14-11/16	•	


ASME® B107.100

Sets include storage tray.

FLANK DRIVE® PLUS NON-REVERSIBLE COMBINATION

Non-Reversible Ratcheting Combination/Spline, inches


Snap-on® spline wrenching tools have been developed to service high-tensile strength spline nuts and bolts widely used on both military and commercial aircraft. Precise, radial spline teeth engage the fastener teeth over a wider area to minimize stress, and allow application of high torque to reduce risk of damage to the fastener or to the tool. Chrome tools comply with Military Spec. MS-33787 and MIL-W-8982. The unique spline wrenching configuration can also be used on ordinary 6- and 12-point fasteners with an advantage similar to the Snap-on® Flank Drive® wrenching system.

	Stock No.	A	B	C	D	E
7/32 (#7)	SOSR7	5/8	17/32	1/4	5/32	4-27/32
1/4 (#8)	SOSR8	5/8	17/32	1/4	5/32	4-27/32
9/32 (#9)	SOSR9	21/32	11/16	1/4	3/16	5-25/32
5/16 (#10)	SOSR10	21/32	11/16	1/4	3/16	5-25/32
11/32 (#11)	SOSR11	23/32	3/4	9/32	3/16	6-1/4
3/8 (#12)	SOSR12	3/4	27/32	9/32	7/32	6-3/4
7/16 (#14)	SOSR14	27/32	15/16	5/16	7/32	7-7/32
1/2 (#16)	SOSR16	15/16	1-1/16	11/32	1/4	8-5/32
9/16 (#18)	SOSR18	1-1/32	1-5/32	11/32	1/4	8-5/8
5/8 (#20)	SOSR20	1-1/8	1-5/16	3/8	9/32	9-9/16
11/16 (#22)	SOSR22	1-3/16	1-3/8	13/32	5/16	10-1/32
3/4 (#24)	SOSR24	1-9/32	1-9/16	7/16	11/32	10-31/32
13/16 (#26)	SOSR26	1-9/16	1-23/32	1/2	3/8	12-11/32
7/8 (#28)	SOSR28	1-9/16	1-13/16	1/2	13/32	12-15/16
15/16 (#30)	SOSR30	1-13/16	1-15/16	9/16	13/32	14-1/8
1 (#32)	SOSR32	1-13/16	2-1/32	9/16	7/16	14-23/32



FLANK DRIVE® RATCHETING COMBINATION

Ratcheting Combination/Standard Handle, 0° Offset, inches

	12	A	B	C	D	E	Set Contains:	
							OXR704	OXR707
1/4	OXR8	5/8	1/2	1/4	9/64	4-27/32		
5/16	OXR10	21/32	43/64	1/4	11/64	6-1/4		
3/8	OXR12	3/4	27/32	9/32	3/16	6-3/4		•
7/16	OXR14	27/32	29/32	5/16	7/32	7-7/32		•
1/2	OXR16	15/16	1-1/16	11/32	1/4	8-5/32		•
9/16	OXR18	1-1/32	1-5/32	11/32	1/4	8-5/8		•
5/8	OXR20	1-1/8	1-5/16	3/8	9/32	9-9/16		•
11/16	OXR22	1-7/32	1-3/8	13/32	5/16	10-1/32		•
3/4	OXR24	1-9/32	1-9/16	7/16	11/32	10-31/32		•
13/16	OXR26	1-9/16	1-3/4	17/32	3/8	12-3/8	•	
7/8	OXR28	1-9/16	1-13/16	17/32	13/32	12-15/16	•	
15/16	OXR30	1-13/16	1-15/16	9/16	7/16	14-1/8	•	
1	OXR32	1-13/16	9/16	7/16	2-1/16	14-11/16	•	

ASME® B107.100

Sets include storage tray.



- Do not use "cheater bars" on handles
- Read safety precautions on pages W1 to W4

FLANK DRIVE® RATCHETING COMBINATION



SOXRM703



OXRM710

Ratcheting Combination/Standard Handle, 0° Offset, mm

mm	12	A	B	C	D	E	Set Contains:	
							OXRM703	OXRM710
6	OXRM6	16	13.2	6.4	3.5	123	12	12
7	OXRM7	16	15	6.4	3.9	134		
8	OXRM8	16.9	17	6.4	4.3	147		
9	OXRM9	18.2	19.2	6.8	4.7	159		
10	OXRM10	19.1	21.1	7.2	5.1	171		•
11	OXRM11	21.1	23.4	7.6	5.5	183		•
12	OXRM12	22.7	25.1	8.1	5.9	195		•
13	OXRM13	24	27.2	8.2	6.3	207		•
14	OXRM14	26.3	29.2	8.3	6.7	219		•
15	OXRM15	27.8	31.2	8.3	7.1	231		•
16	OXRM16	28.4	33	9.8	7.4	243		•
17	OXRM17	30.5	35.1	9.9	7.8	255		•
18	OXRM18	31.8	37.1	10.4	8.2	267		•
19	OXRM19	32.4	39.4	10.9	8.6	279		•
21	OXRM21	39.5	43.2	13	9.4	314	•	
22	OXRM22	39.7	45.7	13	9.9	329	•	
24	OXRM24	46.1	448.8	14.1	10.5	358	•	

ASME® B107.100

Sets include storage tray.



OXKRM705



OXKRM707

Ratcheting Combination/Short Handle, 0° Offset, mm

mm	12	A	B	C	D	E	Set Contains:	
							OXKRM705	OXKRM707
6	OXKRM6	16	13.2	6.4	3.5	81	12	12
7	OXKRM7	16	14.9	6.4	3.9	85		
8	OXKRM8	16.9	17	6.4	4.3	89		•
9	OXKRM9	18.2	19.1	6.8	4.7	93		•
10	OXKRM10	19.1	21.1	7.2	5.1	97		•
11	OXKRM11	21.1	23.4	7.6	5.5	101		•
12	OXKRM12	22.7	25.1	8.1	5.9	105		•
13	OXKRM13	24.0	27.2	8.2	6.3	110		•
14	OXKRM14	26.3	29.2	8.3	6.7	114		•
15	OXKRM15	27.8	31.2	8.3	7.1	118	•	
16	OXKRM16	28.4	33.0	9.8	7.4	122	•	
17	OXKRM17	30.5	35.1	9.9	7.8	127	•	
18	OXKRM18	31.8	37.1	10.4	8.2	131	•	
19	OXKRM19	32.4	39.4	10.9	8.6	135	•	

ASME® B107.100

Sets include storage tray.



OXKR707

Ratcheting Combination/Short Handle, 0° Offset, inches

Inches	12	A	B	C	D	E	Set Contains:	
							OXKR707	12
1/4	OXKR8	5/8	1/2	1/4	9/64	3-3/16		
5/16	OXKR10	21/32	43/64	1/4	11/64	3-17/32		
3/8	OXKR12	3/4	27/32	9/32	3/16	3-27/32		•
7/16	OXKR14	27/32	29/32	5/16	7/32	3-31/32		•
1/2	OXKR16	15/16	1-1/16	11/32	1/4	4-5/16		•
9/16	OXKR18	1-1/32	1-5/32	11/32	1/4	4-15/32		•
5/8	OXKR20	1-1/8	1-5/16	3/8	9/32	4-13/16		•
11/16	OXKR22	1-7/32	1-3/8	13/32	5/16	4-31/32		•
3/4	OXKR24	1-9/32	1-9/16	7/16	11/32	5-11/32		•

ASME® B107.100

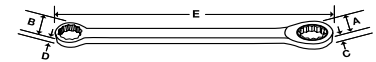
Set includes storage tray.

FLANK DRIVE® HIGH-PERFORMANCE RATCHETING BOX

Ratcheting Box, 0° Offset, mm

mm	12	A	B	C	D	E	Set Contains:	
							12	12
8	XDLRM8	16.9	11.6	6.4	6.2	231		
9	XDLRM9	18.2	13	6.8	6.2	244		
10	XDLRM10	19.1	14.4	7.2	7.6	257		
11	XDLRM11	21.1	15.6	7.6	8.5	270	•	
12	XDLRM12	22.7	17.1	8.1	8.9	282	•	
13	XDLRM13	24	18.7	8.2	8.9	295		•
14	XDLRM14	26.3	20.1	8.3	10.2	336	•	
15	XDLRM15	27.8	21.5	8.3	10.9	349		•
16	XDLRM16	28.4	22.6	9.8	11.2	362	•	
17	XDLRM17	30.5	23.7	9.9	11.3	375		•
18	XDLRM18	31.8	24.9	10.4	12.1	388	•	
19	XDLRM19	32.4	26.3	10.9	12.1	401		•

Sets include storage bag.



XDLRM705K1

Ratcheting Box, 0° Offset, inches

In	12	A	B	C	D	E	Set Contains:	
							12	
5/16	XDLR10	21/32	29/64	1/4	1/4	9-1/16		
3/8	XDLR12	3/4	9/16	9/32	19/64	10-3/32	•	
7/16	XDLR14	27/32	39/64	5/16	11/32	10-39/64	•	
1/2	XDLR16	15/16	23/32	11/32	23/64	11-5/8	•	
9/16	XDLR18	1-1/32	13/16	11/32	13/32	13-1/4	•	
5/8	XDLR20	1-1/8	57/64	3/8	7/16	14-1/4		
11/16	XDLR22	1-7/32	15/16	13/32	7/16	14-49/64		
3/4	XDLR24	1-9/32	1-3/64	7/16	31/64	15-51/64	•	

Set includes storage bag.

XDLR705



XDLR705

Flank Drive® Double Flex, mm

- 180° flexible ratcheting head combined with narrow width and low-height profile of wrench head allows for access into the tightest of spaces
- Yoke/tang combination utilizes well-established Snap-on® flex ratchet design for ultimate strength and durability
- Unique, patented ratcheting gear design is optimized to maximize ratcheting arc, strength, durability and access for the most balanced wrench available
- Nickel-chrome finish helps protect against corrosion and makes it easy to wipe clean

- 80-tooth ratcheting gear utilizes key elements of Snap-on® Dual 80® Technology, minimizing swing arc when working in restricted spaces
- Flank Drive® box-end system grips fastener flats to deliver up to 15–20% more turning power with less risk of fastener damage

mm	Stock No.	A	B	C	D	E	Set Contains:	
							12	
8, 10	XFRM810	16.9	19.1	9.8	10.4	330	•	
12, 14	XFRM1214	22.7	26.3	8.0	8.3	411	•	
13, 15	XFRM1315	24.0	26.3	8.2	8.6	413	•	
16, 18	XFRM1618	28.4	31.8	10.0	10.4	432	•	
17, 19	XFRM1719	30.5	32.4	10.1	10.9	470	•	

XFRM705



XFRM1214



- Do not use "cheater bars" on handles
- Read safety precautions on pages W1 to W4

REVERSIBLE RATCHETING COMBINATION (Blue-Point®)



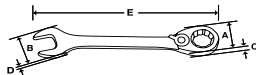
BOERM712

Ratcheting Combination/Standard Handle, 15° Offset, mm (Blue-Point®)

mm	12	A	B	C	D	E	Set Contains:	
							12	12
6	BOERM6	16.3	16.3	6.6	3.6	114.3		
6	BOERM7	16.5	16.4	6.6	3.9	125		
8	BOERM8	17.8	17.7	6.5	4.0	135	•	
9	BOERM9	19.5	20.0	7.4	4.0	150	•	
10	BOERM10	21.5	21.9	8.0	5.0	160	•	
11	BOERM11	22.0	23.9	8.5	5.5	170	•	
12	BOERM12	23.5	25.0	9.0	5.5	175	•	
13	BOERM13	25.0	25.9	10.0	6.3	180	•	
14	BOERM14	27.0	29.9	10.0	6.5	190	•	
15	BOERM15	28.5	31.1	11.0	7.0	200	•	
16	BOERM16	30.5	33.6	11.0	7.0	210	•	
17	BOERM17	32.0	36.5	12.0	7.0	230	•	
18	BOERM18	34.5	38.5	12.0	8.0	240	•	
19	BOERM19	36.5	38.7	12.9	8.7	250	•	
21	BOERM21	39.4	43.2	13.7	9.4	266.7		•
22	BOERM22	41.7	45.7	14.5	9.4	285.8		•
24	BOERM24	46.5	49.5	15.5	11.2	304.8		•
25	BOERM25	47.2	52.8	15.5	11.2	327.2		•

ASME® B107.100

Sets include storage tray.



Ratcheting Combination/Standard Handle, 15° Offset, inches (Blue-Point®)



BOER708

Inches	12	A	B	C	D	E	Set Contains:	
							12	12
7/32	BOER7	5/8	21/32	1/4	5/32	4-1/2		
1/4	BOER8	21/32	21/32	1/4	5/32	4-1/2		
5/16	BOER10	11/16	11/16	1/4	5/32	5-5/16	•	
11/32	BOER11	25/32	25/32	9/32	5/32	5-15/16		
3/8	BOER12	27/32	7/8	5/16	3/16	6-5/16	•	
7/16	BOER14	7/8	15/16	11/32	7/32	6-11/16	•	
1/2	BOER16	31/32	1-1/32	13/32	1/4	7-1/16	•	
9/16	BOER18	1-1/16	1-3/16	13/32	1/4	7-1/2	•	
5/8	BOER20	1-3/16	1-5/16	7/16	9/32	8-1/4	•	
11/16	BOER22	1-1/4	1-7/16	15/32	9/32	9-1/16	•	
3/4	BOER24	1-7/16	1-17/32	1/2	11/32	9-13/16	•	
13/16	BOER26	1-9/16	1-23/32	17/32	3/8	10-1/2		•
7/8	BOER28	1-21/32	1-27/32	9/16	3/8	11-1/4		•
15/16	BOER30	1-27/32	1-31/32	5/8	7/16	12		•
1	BOER32	1-7/8	2-3/32	5/8	7/16	12-7/8		•

ASME® B107.100

Set includes storage tray.



BOERMS712

Ratcheting Combination/Short Handle, 15° Offset, mm (Blue-Point®)

mm	12	A	B	C	D	E	Set Contains:	
							12	12
8	BOERMS8	17.8	17.7	6.5	4.0	90	•	
9	BOERMS9	19.5	20.0	7.4	4.0	95	•	
10	BOERMS10	21.5	21.9	8.0	5.0	100	•	
11	BOERMS11	22.0	23.9	8.5	5.5	105	•	
12	BOERMS12	23.5	25.0	9.0	5.5	110	•	
13	BOERMS13	25.0	25.9	10.0	6.3	115	•	
14	BOERMS14	27.0	29.9	10.0	6.5	120	•	
15	BOERMS15	28.5	31.1	11.0	7.0	125	•	
16	BOERMS16	30.5	33.6	11.0	7.0	128	•	
17	BOERMS17	32.0	36.5	12.0	7.0	132	•	
18	BOERMS18	34.5	38.5	12.0	8.0	138	•	
19	BOERMS19	36.5	38.7	12.9	8.7	142	•	


ASME® B107.100

Set includes storage tray.

REVERSIBLE RATCHETING COMBINATION (Blue-Point®)

Ratcheting Combination/Short Handle, 15° Offset, inches (Blue-Point®)

Set Contains:

	12	A	B	C	D	E	12
5/16	BOERS10	11/16	11/16	1/4	5/32	3-9/16	•
3/8	BOERS12	27/32	7/8	5/16	3/16	3-15/16	•
7/16	BOERS14	7/8	15/16	11/32	7/32	4-1/8	•
1/2	BOERS16	31/32	1-1/32	13/32	1/4	4-1/2	•
9/16	BOERS18	1-1/16	1-3/16	13/32	1/4	4-3/4	•
5/8	BOERS20	1-3/16	1-5/16	7/16	9/32	5-1/16	•
11/16	BOERS22	1-1/4	1-7/16	15/32	9/32	5-3/16	•
3/4	BOERS24	1-7/16	1-17/32	1/2	11/32	5-9/16	•

ASME® B107.100

Set includes storage tray.




BOERS708

Flex Head Ratcheting Combination/Standard Handle, 15° Offset, mm (Blue-Point®)

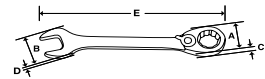
- Flex head pivots 90° in either direction to reach hard-to-get fasteners
- Reversible dual pawl ratcheting box end yields smooth operation and maximum strength
- 4.5° (5° or smaller wrenches) tooth engagement; less movement to engage the next tooth
- Tough, durable nickel-chrome finish

Set Contains:

	12	A	B	C	D	E	12
8	BOERMF8A	17.8	17.7	6.5	4.0	142	•
9	BOERMF9A	19.5	20.0	7.4	4.0	152	•
10	BOERMF10A	21.5	21.9	8.0	5.0	162	•
11	BOERMF11A	22.0	23.9	8.5	5.5	172	•
12	BOERMF12A	23.5	25.0	9.0	5.5	180	•
13	BOERMF13A	25.0	25.9	10.0	6.3	188	•
14	BOERMF14A	27.0	29.9	10.0	6.5	196	•
15	BOERMF15A	28.5	31.1	11.0	7.0	204	•
16	BOERMF16A	30.5	33.6	11.0	7.0	214	•
17	BOERMF17A	32.0	36.5	12.0	7.0	228	•
18	BOERMF18A	34.5	38.5	12.0	8.0	242	•
19	BOERMF19A	36.5	38.7	12.9	8.7	256	•

ASME® B107.100


Set includes storage tray.



BOERMF712A

Flex Head Ratcheting Combination/Standard Handle, 15° Offset, inches (Blue-Point®)

Set Contains:

	12	A	B	C	D	E	12
5/16	BOERF10A	11/16	11/16	1/4	5/32	5-19/32	•
3/8	BOERF12A	27/32	7/8	5/16	3/16	6-3/8	•
7/16	BOERF14A	7/8	15/16	11/32	7/32	6-3/4	•
1/2	BOERF16A	31/32	1-1/32	13/32	1/4	7-13/32	•
9/16	BOERF18A	1-1/16	1-3/16	13/32	1/4	7-23/32	•
5/8	BOERF20A	1-3/16	1-5/16	7/16	9/32	8-7/16	•
11/16	BOERF22A	1-1/4	1-7/16	15/32	9/32	8-31/32	•
3/4	BOERF24A	1-7/16	1-17/32	1/2	11/32	10-1/16	•

ASME® B107.100

Set includes storage tray.



BOERF708A



- Do not use "cheater bars" on handles
- Read safety precautions on pages W1 to W4

REVERSIBLE RATCHETING COMBINATION (Blue-Point®)



BOERMSF712

Flex Head Ratcheting Combination/Midget Handle, 15° Offset, mm (Blue-Point®)

Set Contains:

BOERMSF712

mm	12	A	B	C	D	E	12
8	BOERMSF8	17.8	17.7	6.5	4.0	94	•
9	BOERMSF9	19.5	20.0	7.4	4.0	98	•
10	BOERMSF10	21.5	21.9	8	5	103	•
11	BOERMSF11	22	23.9	8.5	5.5	108	•
12	BOERMSF12	23.5	25	9	5.5	111	•
13	BOERMSF13	25	25.9	10	6.3	115	•
14	BOERMSF14	27	29.9	10	6.5	120	•
15	BOERMSF15	28.5	31.1	11	7	124	•
16	BOERMSF16	30.5	33.6	11	7	128	•
17	BOERMSF17	32	36.5	12	7	133	•
18	BOERMSF18	34.5	38.5	12	8	140	•
19	BOERMSF19	36.5	38.7	12.9	8.7	147	•

ASME® B107.100

Set includes storage bag.



BOERSF708

Flex Head Ratcheting Combination/Midget Handle, 15° Offset, inches (Blue-Point®)

Set Contains:

BOERSF708

	12	A	B	C	D	E	12
5/16	BOERSF10	11/16	11/16	1/4	5/32	3-11/16	•
3/8	BOERSF12	27/32	7/8	5/16	3/16	4-1/16	•
7/16	BOERSF14	7/8	15/16	11/32	7/32	4-1/4	•
1/2	BOERSF16	31/32	1-1/32	13/32	1/4	4-17/32	•
9/16	BOERSF18	1-1/16	1-3/16	13/32	1/4	4-23/32	•
5/8	BOERSF20	1-3/16	1-5/16	7/16	9/32	5-1/32	•
11/16	BOERSF22	1-1/4	1-7/16	15/32	9/32	5-1/4	•
3/4	BOERSF24	1-7/16	1-17/32	1/2	11/32	5-25/32	•

ASME® B107.100

Set includes storage bag.

RATCHETING WRENCH ADAPTORS



RWA2

Ratcheting Wrench Adaptors

- Converts a ratcheting wrench into a ratchet
- Used with reversible ratcheting box wrenches, such as the SOXRR, SOXRRM, BOERM, BOERMF and BOERMS Series
- Can be used with the combination ratcheting box wrenches such as the OXR, OXRM, OXIR, and OXIRM series
- Reverse lever on wrench is used to secure or remove adaptor from the wrench
- Push button on adaptor is used to release the socket

Stock No.	Configuration	Use with Ratcheting Wrench Size
RWA1	1/4" Drive	13 mm
RWA2	3/8" Drive	16 mm
RWA3	1/2" Drive	19 mm
RWA4	1/4" Hex	13 mm
RWA1FR	1/4" Drive	1/2"
RWA2FR	3/8" Drive	5/8"
RWA3FR	1/2" Drive	3/4"
RWA4FR	1/4" Hex	1/2"

RATCHETING BOX

Standard Handle Spline, inches

Snap-on® spline wrenching tools have been developed to service high-tensile strength spline nuts and bolts widely used on both military and commercial aircraft. Precise radial spline teeth engage the fastener teeth over a wider area to minimize stress, and allow application of high torque to reduce risk of damage to the fastener or to the tool.

Chrome tools comply with Military Spec. MS-33787 and MIL-W-8982. The unique spline wrenching configuration can also be used on ordinary 6- and 12-point fasteners with an advantage similar to the Snap-on® Flank Drive® wrenching system.



RES2630C

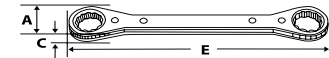
		Stock No.	A	C	E	Number of Gear Teeth
#8-#10	1/4-5/16	RES810C	19/32-43/64	3/8	4-1/2	14-15
#12-#14	3/8-7/16	RES1214C	1-1/64-1-5/32	1/2	6-7/8	17-18
#18-#20	9/16-5/8	RES1820C	1-19/64-1-7/16	1/2	8-1/8	19-21
#26-#30	13/16-15/16	RES2630C	1-13/32-1-37/64	1/2	9-1/4	21-24

RATCHETING BOX

WRENCHES

Standard Handle, 0° Offset, mm

mm	6	12	A	C	E
7-8	RBM78SC	RBM78C	15.1-17.1	9.5	114.3
8-10	—	RBM810C	20.2-22.6	9.5	139.7
9-10	—	RBM910C	20.2-22.6	9.5	139.7
10-11	RBM1011SC	RBM1011C	25.8-29.4	12.7	174.6
10-12	—	RBM1012C	25.8-29.4	12.7	174.6
12-13	RBM1213SC	RBM1213C	25.8-29.4	12.7	174.6
12-14	—	RBM1214C	25.8-29.4	12.7	174.6
14-15	—	RBM1415C	32.9-36.5	12.7	206.4
16-18	—	RBM1618C	32.9-36.5	12.7	206.4
17-19	—	RBM1719C	32.9-36.5	12.7	206.4



RBM1213C

Standard Handle, 0° Offset, inches

Set Contains:	6	12	A	C	E	12
RB604C	R810SC	R810C	19/32-43/64	3/8	4-1/2	
	—	R1011C	5/8-3/4	11/32	5-3/8	
	—	R1012C	51/64-57/64	3/8	5-1/2	
	R1214SC	R1214C	51/64-57/64	3/8	5-1/2	•
	R1618SC	R1618C	1-1/64-1-5/32	1/2	6-7/8	•
	—	R2022C	1-19/64-1-7/16	1/2	8-1/8	•
	—	R2024C	1-19/64-1-7/16	1/2	8-1/8	
	—	R2426C	1-13/32-1-37/64	1/2	9-1/4	
	—	R2428C	1-13/32-1-37/64	1/2	9-1/4	•
	—	R2630C	1-13/32-1-37/64	1/2	9-1/4	
	—	R2830C	1-29/32-2-17/64	9/16	15	
	—	R3032C	1-29/32-2-17/64	9/16	15	
	—	R3436A‡	2-2	9/16	12-3/4	
	R3640SA‡	—	2-3/32-2-3/32	9/16	12-13/16	
	—	R3840A‡	2-2	9/16	12-3/4	



RB604C

Set includes storage tray.

T-Handle, mm

Set Contains:	12	A	B	C	D	12	12
RTBM605	RTBM8	17.5	71.4	307.2	9.5	•	
	RTBM10	23.0	76.2	307.2	9.5	•	
	RTBM12	29.4	86.5	308.8	12.7	•	
	RTBM13	29.4	86.5	308.8	12.7	•	
	RTBM14	29.4	86.5	308.8	12.7	•	
	RTBM15	36.8	98.6	308.8	12.7		•
	RTBM16	36.8	98.6	308.8	12.7		•
	RTBM17	36.8	98.6	308.8	12.7		•
	RTBM18	36.8	98.6	308.8	12.7		•
	RTBM19	36.8	98.6	308.8	12.7		•



RTBM605

Sets include storage tray.

T-Handle, inches

Set Contains:	12	A	B	C	D	12
RTB607	RTB8	11/16	2-13/16	12-3/32	3/8	•
	RTB10	11/16	2-13/16	12-3/32	3/8	•
	RTB11	29/32	3	12-3/32	3/8	•
	RTB12	29/32	3	12-3/32	3/8	•
	RTB14	29/32	3	12-3/32	3/8	•
	RTB16	1-5/32	3-13/32	12-5/32	1/2	•
	RTB18	1-5/32	3-13/32	12-5/32	1/2	•



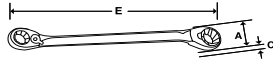
RTB607

Set includes storage tray.



- Do not use "cheater bars" on handles
- ‡These products can expose you to chemicals which are known to the state of California to cause cancer and reproductive harm. See pages 906-907 for details.
- Read safety precautions on pages W1 to W4

RATCHETING BOX (Blue-Point®)



BXORM706

Reversible/Standard Handle, 25° Offset, mm (Blue-Point®)

Set
Contains:
BXORM706

mm	12	A	C	E	12
8-9	BXORM89	18.0-19.3	6.4-7.6	184.2	•
10-11	BXORM1011	21.8-22.1	8.1-8.6	203.2	•
12-13	BXORM1213	23.6-24.6	8.9-10.2	222.3	•
14-15	BXORM1415	27.2-28.7	10.2-10.9	241.3	•
16-17	BXORM1617	31.0-32.0	10.9-11.9	260.4	•
18-19	BXORM1819	34.5-36.8	12.2-13.2	279.4	•

Set includes storage tray.



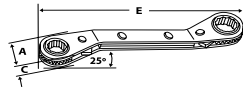
BXOR704

Reversible/Standard Handle, 25° Offset, inches (Blue-Point®)

Set
Contains:
BXOR704

	12	A	C	E	12
5/16-3/8	BXOR1012	23/32-7/8	1/4-5/16	7-1/2	•
7/16-1/2	BXOR1416	7/8-31/32	11/32-11/32	8-3/4	•
9/16-5/8	BXOR1820	1-1/16-1-7/32	13/32-7/16	9-3/4	•
11/16-3/4	BXOR2224	1-9/32-1-7/16	15/32-1/2	11	•

Set includes storage tray.



RBYAM605

Standard Handle, 25° Offset, mm (Blue-Point®)

Set
Contains:
RBYAM605

mm	12	A	C	E	12
7-8	RYAM78	15.5-16.3	9.5	105.2	•
9-10	RYAM910	19.8-22.6	9.5	134.5	•
11-12	RYAM1112	25.4-29	12.7	165.9	•
13-14	RYAM1314	25.4-29	12.7	165.9	•
15-17	RYAM1517	33-36.5	12.7	197.2	•
16-18	RYAM1618	33-36.5	12.7	197.2	•
19-21	RYAM1921	35.7-40.1	12.7	224.2	•

Set includes storage tray.



RBYA605

Standard Handle, 25° Offset, inches (Blue-Point®)

Set
Contains:
RBYA605

	12	A	C	E	12
1/4-5/16	RYA810	9/16-5/8	11/32	4-9/32	•
5/16-11/32	RYA1011	19/32-11/16	3/8	4-1/32	•
3/8-7/16	RYA1214	3/4-7/8	11/32	6-5/32	•
1/2-9/16	RYA1618	15/16-1	13/32	6-31/32	•
9/16-3/4	RYA1824	1-9/32-1-7/16	1/2	8	•
5/8-11/16	RYA2022	1-1/8-1-1/4	13/32	7-27/32	•
3/4-7/8	RYA2428	1-3/8-1-1/2	7/16	8-5/8	•

Set includes storage tray.

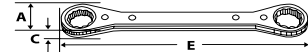
RATCHETING BOX (Blue-Point®)

Latch-on® Head, 0° Offset, mm (Blue-Point®)

- Latch-on® head keeps wrench on fastener
- Ring prevents nut/fastener head from sliding through wrench

mm	12	A	C	E	12
7-8	RBZM78	15.1-17.1	9.5	114.3	•
9-10	RBZM910	20.4-22.6	9.5	140.3	•
11-12	RBZM1112	25.8-29.4	12.7	174.6	•
13-14	RBZM1314	25.8-29.4	12.7	174.6	•
15-17	RBZM1517	32.9-36.5	12.7	206.4	•
16-18	RBZM1618	32.9-36.5	12.7	206.4	•
19-21	RBZM1921	35.7-40.1	12.7	234.9	•

Set includes storage tray.



Set includes storage tray.

Latch-on® Head, 0° Offset, inches (Blue-Point®)

- Latch-on® head keeps wrench on fastener
- Ring prevents nut/fastener head from sliding through wrench

	12	A	C	E	12
1/4-5/16	RBZ810	19/32-11/16	3/8	4-1/2	•
3/8-7/16	RBZ1214	13/16-29/32	3/8	5-1/2	•
1/2-9/16	RBZ1618	1-1/32-1-5/32	1/2	6-7/8	•
5/8-11/16	RBZ2022	1-5/16-1-7/16	1/2	8-1/8	•
3/4-7/8	RBZ2428	1-13/32-1-19/32	1/2	9-1/4	•

Set includes storage tray.

LOCKING FLEX-HEAD REVERSIBLE RATCHETING BOX (Blue-Point®)

Locking Flex Head Ratcheting Box/Cushion Grip, mm (Blue-Point®)

mm	12	A	B	C	D	12
8	BOERMFLCG8	17.8	6.55	32	228	•
9	BOERMFLCG9	19.5	7.45	34	229	•
10	BOERMFLCG10	21.5	8.05	38	233	•
11	BOERMFLCG11	22	8.55	40	235	•
12	BOERMFLCG12	23.5	9.05	42	285	•
13	BOERMFLCG13	25	10.05	45	287	•
14	BOERMFLCG14	27	10.05	48	289	•
15	BOERMFLCG15	28.5	11.05	52	293	•
16	BOERMFLCG16	30.5	11.05	54	347	•
17	BOERMFLCG17	32	12.05	56	348	•
18	BOERMFLCG18	34.5	12.05	60	352	•
19	BOERMFLCG19	36.5	12.95	64	354	•

ASME® B107.100

Set includes storage bag.

BOERMFLCG712

Set Contains:



BOERMFLCG712

Locking Flex Head Ratcheting Box/Cushion Grip, inches (Blue-Point®)

	12	A	B	C	D	12
5/16	BOERFLCG10	23/32	1/4	1-1/4	9	•
3/8	BOERFLCG12	27/32	5/16	1-1/2	9-1/4	•
7/16	BOERFLCG14	7/8	11/32	1-9/16	9-19/32	•
1/2	BOERFLCG16	31/32	13/32	1-25/32	11-9/32	•
9/16	BOERFLCG18	1-1/16	13/32	1-29/32	11-3/8	•
5/8	BOERFLCG20	1-7/32	7/16	2-1/8	13-21/32	•
11/16	BOERFLCG22	1-1/4	15/32	2-7/32	13-23/32	•
3/4	BOERFLCG24	1-7/16	1/2	2-17/32	13-15/16	•

ASME® B107.100

Set includes storage bag.

BOERFLCG708

Set Contains:



BOERFLCG708



WARNING

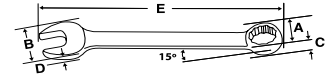


- Do not use "cheater bars" on handles
- Read safety precautions on pages W1 to W4

FLANK DRIVE® PLUS COMBINATION



SOEXM710



SOEXM02FMBR

Standard Handle, mm

Snap-on® Flank Drive® Plus combination wrenches exceed the limits of any other open-end design. The open end features a series of flutes or notches that grip a fastener away from its corners, much like our box ends do. Force is directed away from the weaker corners of the nut and directed to the stronger flats.

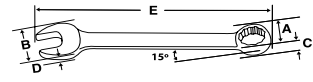
- **FLANK DRIVE® PLUS WRENCHING SYSTEM:** Provides flat-to-flat contact with fasteners; prevents slipping and rounding of fasteners; up to 62% more turning power and strength
- **LEVERAGE:** Longer length is sized for optimum comfort and balance; increased leverage, comfort and balance
- **ACCESSIBLE:** Handle is offset 15° from the box end for maximum knuckle clearance and increased access in any space
- **VERSATILE:** 7.5° rotation away from handle; wrench can be flipped for a better grip in tight spaces
- **POWERFUL:** Continuous arc design; distributes stress evenly, wrench end will not spread or widen
- **STRONG:** Manufactured from special alloy steel; precision-forged, cold formed and heat treated; nickel-chrome plating; optimum corrosion protection, strength and durability
- **FLANK DRIVE® WRENCHING SYSTEM:** Provides flat-to-flat contact with fasteners; prevents slipping and rounding of fasteners; providing up to 20% more turning power and strength

mm	12	A	B	C	D	E	Set Contains:				
							SOEXM710*	SOEXM707*	SOEXM705*	SOEXM01FMBR**	SOEXM02FMBR**
7	SOEXM7	11	15	5	4	135					
8	SOEXM8	13	17	6	4	146					
9	SOEXM9	14	19	6	5	159					
10	SOEXM10	15	21	7	5	171	•	•		•	
11	SOEXM11	17	23	8	6	184	•	•		•	
12	SOEXM12	18	25	8	6	195	•	•		•	
13	SOEXM13	20	27	9	6	207	•	•		•	
14	SOEXM14	21	29	9	7	219	•	•		•	
15	SOEXM15	22	31	10	7	231	•	•		•	
16	SOEXM16	24	33	10	7	242	•			•	
17	SOEXM17	25	35	11	8	255	•	•		•	
18	SOEXM18	27	37	12	8	267	•			•	
19	SOEXM19	28	39	12	9	279	•			•	
20	SOEXM20	30	41	13	9	292			•		•
21	SOEXM21	31	43	13	9	304			•		•
22	SOEXM22	33	46	14	10	318			•		•
23	SOEXM23	34	47	14	10	327			•		•
24	SOEXM24	35	49	15	11	337			•		•
25	SOEXM25	37	52	16	11	356					•

ASME® B107.100

*Sets include storage tray.
**Sets include foam organizer.

FLANK DRIVE® PLUS COMBINATION



SOEX710



SOEX01FMBR

Standard Handle, inches

Selection, convenience and quality. Flank Drive® Plus combination wrenches are available in many different styles and sizes. Just like all Snap-on® wrenches, they are sized for optimum comfort and balance in the user's hand. Tough, durable nickel-chrome plating produces a mirror-like finish that helps protect against corrosion and makes it easy to wipe clean.

	12	Set Contains:						SOEX710*		SOEX707*		SOEX703K1*		SOEX704*		SOEX01FMBR**		SOEX02FMBR**		
		A	B	C	D	E	12	12	12	12	12	12	12	12						
1/4	SOEX8	13/32	17/32	3/16	5/32	5														
5/16	SOEX10	1/2	21/32	7/32	5/32	5-3/4	•													
11/32	SOEX11	17/32	23/32	1/4	3/16	6-1/8														
3/8	SOEX12	19/32	25/32	1/4	3/16	6-1/2	•	•												
7/16	SOEX14	21/32	29/32	9/32	7/32	7-1/4	•	•												
1/2	SOEX16	3/4	1-1/16	11/32	1/4	8	•	•												
9/16	SOEX18	27/32	1-5/32	3/8	9/32	8-3/4	•	•												
5/8	SOEX20	15/16	1-5/16	13/32	9/32	9-1/2	•	•												
11/16	SOEX22	1-1/32	1-13/32	7/16	5/16	10-1/4	•	•												
3/4	SOEX24	1-1/8	1-9/16	15/32	11/32	11	•	•												
13/16	SOEX26	1-3/16	1-21/32	17/32	3/8	11-3/4	•													
7/8	SOEX28	1-9/32	1-13/16	9/16	3/8	12-1/2	•													
15/16	SOEX30	1-3/8	1-29/32	19/32	13/32	13-1/4								•						
1	SOEX32	1-15/32	2-1/32	5/8	7/16	14								•						•
1-1/16	SOEX34	1-9/16	2-5/32	19/32	15/32	14-3/4								•						•
1-1/8	SOEX36	1-5/8	2-5/16	11/16	15/32	15-17/32								•						•
1-3/16	SOEX38	1-23/32	2-13/32	23/32	1/2	16-1/4								•						•
1-1/4	SOEX40	1-13/16	2-9/16	3/4	17/32	17								•						•
1-5/16	SOEX42	1-29/32	2-21/32	3/4	9/16	17-25/32								•						•

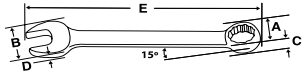
ASME® B107.100

*Sets include storage tray.
**Sets include foam storage tray.



• Do not use "cheater bars" on handles
• Read safety precautions on pages W1 to W4

FLANK DRIVE® PLUS COMBINATION



SOEXLM710B

Long Handle, mm

SOEXLM710B
Set Contains:

mm	12	A	B	C	D	E	12
10	SOEXLM10B	15	21	7	5	186	•
11	SOEXLM11B	17	23	8	6	204	•
12	SOEXLM12B	18	25	8	6	218	•
13	SOEXLM13B	20	27	9	6	234	•
14	SOEXLM14B	21	29	9	7	250	•
15	SOEXLM15B	22	31	10	7	266	•
16	SOEXLM16B	24	33	10	7	280	•
17	SOEXLM17B	25	35	11	8	298	•
18	SOEXLM18B	27	37	12	8	314	•
19	SOEXLM19B	28	39	12	9	331	•

Set includes storage tray.



SOEXL707B

Long Handle, inches

SOEXL707B
Set Contains:

in	12	A	B	C	D	E	12
3/8	SOEXL12B	19/32	25/32	1/4	3/16	7	•
7/16	SOEXL14B	21/32	29/32	9/32	7/32	8	•
1/2	SOEXL16B	3/4	1-1/16	11/32	1/4	9	•
9/16	SOEXL18B	27/32	1-5/32	3/8	9/32	10	•
5/8	SOEXL20B	15/16	1-5/16	13/32	9/32	11	•
11/16	SOEXL22B	1-1/32	1-13/32	7/16	5/16	12	•
3/4	SOEXL24B	1-1/8	1-9/16	15/32	11/32	13	•
13/16	SOEXL26B	1-3/16	1-21/32	17/32	3/8	14	•
7/8	SOEXL28B	1-9/32	1-13/16	9/16	3/8	15	•
15/16	SOEXL30B	1-3/8	1-29/32	19/32	13/32	16	•
1	SOEXL32B	1-15/32	2-1/32	5/8	7/16	17	•

Set includes storage tray.



SOEXM150

Short Handle, mm

mm	12	A	B	C	D	E
10	SOEXM100	15	21	7	5	133
11	SOEXM110	17	23	8	6	138
12	SOEXM120	18	25	8	6	143
13	SOEXM130	20	27	9	6	148
14	SOEXM140	21	29	9	7	152
15	SOEXM150	22	31	10	7	157
17	SOEXM170	25	35	11	8	167

FLANK DRIVE® COMBINATION

WRENCHES



OSHM713



OSHM707B



OEXM713B



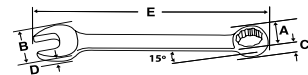
OEXM710B



OEXM707B



OEXM706



Standard Handle, mm

mm	Set Contains:																
	6	12	A	B	C	D	E	6	6	12	12	12	12	12	12	12	
7	OSHM70B	—	11	15	5	4	135	•									
8	OSHM80B	OEXM80B	13	17	6	4	146	•		•	•						
9	OSHM90B	OEXM90B	14	19	6	5	159	•		•	•						
10	OSHM100B	OEXM100B	15	21	7	5	171	•	•	•	•	•	•	•	•		
11	OSHM110B	OEXM110B	17	23	8	6	184	•	•	•	•	•	•	•	•		
12	OSHM120B	OEXM120B	18	25	8	6	195	•	•	•	•	•	•	•	•		
13	OSHM130B	OEXM130B	20	27	9	6	207	•	•	•	•	•	•	•	•		
14	OSHM140B	OEXM140B	21	29	9	7	219	•	•	•	•	•	•	•	•		
15	OSHM150B	OEXM150B	22	31	10	7	231	•	•	•	•	•	•	•	•		
16	OSHM160B	OEXM160B	24	33	10	7	242	•	•	•	•	•	•	•	•		
17	OSHM170B	OEXM170B	25	35	11	8	255	•	•	•	•	•	•	•	•		
18	OSHM180B	OEXM180B	27	37	12	8	267	•		•	•	•	•	•			
19	OSHM190B	OEXM190B	28	39	12	9	279	•		•	•	•	•				
20	—	OEXM200B	30	41	13	9	292			•	•	•				•	
21	—	OEXM210B	31	43	13	9	304			•	•	•				•	
22	—	OEXM220B	33	46	14	10	318			•	•	•				•	
23	—	OEXM230B	34	47	14	10	327			•	•					•	
24	—	OEXM240B	35	49	15	11	337			•	•					•	
25	—	OEXM250B	37	52	16	11	356			•	•						•
26	—	OEXM260B	38	53	16	11	363			•	•						•
27	—	OEXM270B	39	55	17	12	375			•	•						•
28	—	OEXM280B	40	56	17	12	375			•	•						•
29	—	OEXM290B	42	58	18	12	394			•	•						•
30	—	OEXM300B	44	61	19	13	413			•	•						•
32	—	OEXM320B	46	65	19	14	432			•	•						
34	—	OEXM340B	48	68	19	14	452			•							
36	—	OEXM360B	53	74	22	15	489			•							

ASME®/ANSI® B107.100

*Set includes storage tray.
**Set includes storage bag.




• Do not use "cheater bars" on handles
• Read safety precautions on pages W1 to W4

FLANK DRIVE® COMBINATION



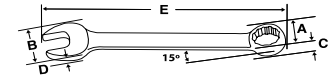
OSH711B



OEX707B



OEX704B



Standard Handle, inches

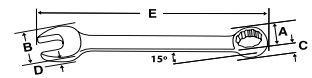
Inches	Standard Handle, inches								Standard Handle, inches											
	6	12	A	B	C	D	E	6	6	12	12	12	12	12	12	12	12	12	12	
1/4	—	OEX8B	13/32	17/32	3/16	5/32	5													
5/16	OSH10B	OEX10B	1/2	21/32	7/32	5/32	5-3/4													
11/32	OSH11B	OEX11B	17/32	3/4	1/4	3/16	6-1/8													
3/8	OSH12B	OEX12B	19/32	13/16	5/16	3/16	6-1/2													
7/16	OSH14B	OEX14B	21/32	29/32	5/16	7/32	7-1/4													
1/2	OSH16B	OEX16B	3/4	1-1/16	11/32	1/4	8													
9/16	OSH18B	OEX18B	27/32	1-3/16	3/8	9/32	8-3/4													
5/8	OSH20B	OEX20B	15/16	1-5/16	13/32	9/32	9-1/2													
11/16	OSH22B	OEX22B	1-1/32	1-13/32	7/16	5/16	10-1/4													
3/4	OSH24B	OEX24B	1-1/8	1-9/16	15/32	11/32	11													
13/16	OSH26B	OEX26B	1-3/16	1-21/32	17/32	3/8	11-3/4													
7/8	OSH28B	OEX28B	1-9/32	1-13/16	9/16	3/8	12-1/2													
15/16	OSH30B	OEX30B	1-3/8	1-29/32	19/32	13/32	13-1/4													
1	OSH32B	OEX32B	1-15/32	2-1/32	21/32	7/16	14													
1-1/16	—	OEX34B	1-9/16	2-3/16	11/16	15/32	14-3/4													
1-1/8	—	OEX36B	1-5/8	2-5/16	11/16	17/32	15-7/16													
1-3/16	—	OEX38B	1-3/4	2-7/16	3/4	1/2	16-5/16													
1-1/4	—	OEX40B	1-13/16	2-9/16	3/4	17/32	17-1/16													
1-5/16	—	OEX42B	1-29/32	2-21/32	3/4	9/16	17-13/16													
1-3/8	—	OEX44B	2	2-13/16	3/4	19/32	18-9/16													
1-7/16	—	OEX46B	2-1/16	2-29/32	7/8	19/32	19-1/32													
1-1/2	—	OEX48B	2-5/32	3-1/16	7/8	5/8	20-1/16													
1-9/16	—	OEX50B	2-1/4	3-3/16	7/8	23/32	20-13/16													
1-5/8	—	OEX52B	2-11/32	3-11/32	7/8	11/16	21-9/16													
1-11/16	—	OEX54A	2-7/16	3-13/32	7/8	23/32	22-9/32													
1-3/4	—	OEX56A	2-17/32	3-9/16	1-1/32	23/32	22-7/8													
1-13/16	—	OEX58A	2-5/8	3-21/32	1-1/32	3/4	23-15/32													
1-7/8	—	OEX60A	2-11/32	3-13/16	1-1/32	25/32	24-1/32													
2	—	OEX64A	2-7/8	4-1/16	1-1/32	27/32	25-1/4													

ASME® B107.100
OEX32B – OEX52B are full polished chrome. OEX54A – OEX64A are satin finish chrome.

*Set includes storage tray.
**Set includes storage bag.



GOEXM715



Standard Handle, mm, Industrial

mm	Standard Handle, mm, Industrial							12
	12	A	B	C	D	E		
10	GOEXM100B	15	21	7	5	171	•	
11	GOEXM110B	17	23	8	6	184	•	
12	GOEXM120B	18	25	8	6	195	•	
13	GOEXM130B	20	27	9	6	207	•	
14	GOEXM140B	21	29	9	7	219	•	
15	GOEXM150B	22	31	10	7	231	•	
16	GOEXM160B	24	33	10	7	242	•	
17	GOEXM170B	25	35	11	8	255	•	

mm	Standard Handle, mm, Industrial							12
	12	A	B	C	D	E		
18	GOEXM180B	27	37	12	8	267	•	
19	GOEXM190B	28	39	12	9	279	•	
20	GOEXM200B	30	41	13	9	292	•	
21	GOEXM210B	31	43	13	10	304	•	
22	GOEXM220B	33	46	14	10	318	•	
23	GOEXM230B	34	47	14	10	327	•	
24	GOEXM240B	35	49	15	11	337	•	
27	GOEXM270B	39	55	17	12	375	•	

ASME®/ANSI® B107.100

Set includes storage tray.

FLANK DRIVE® COMBINATION

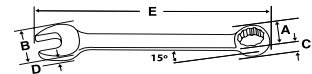
WRENCHES



GOEX722K



GOEX711B



GOEX56A



GOEX1100A

Standard Handle, inches, Industrial

		Set Contains:								
		A	B	C	D	E				
5/16	GOEX10B	1/2	21/32	7/32	5/32	5-3/4	•			
3/8	GOEX12B	19/32	13/16	5/16	3/16	6-1/2	•	•	•	•
7/16	GOEX14B	21/32	29/32	5/16	7/32	7-1/4	•	•	•	•
1/2	GOEX16B	3/4	1-1/16	11/32	1/4	8	•	•	•	•
9/16	GOEX18B	27/32	1-3/16	3/8	9/32	8-3/4	•	•	•	•
5/8	GOEX20B	15/16	1-5/16	13/32	9/32	9-1/2	•	•	•	•
11/16	GOEX22B	1-1/32	1-13/32	7/16	5/16	10-1/4	•	•	•	•
3/4	GOEX24B	1-1/8	1-9/16	15/32	11/32	11	•	•	•	•
13/16	GOEX26B	1-3/16	1-21/32	17/32	3/8	11-3/4	•	•	•	
7/8	GOEX28B	1-9/32	1-13/16	9/16	3/8	12-1/2	•	•	•	
15/16	GOEX30B	1-3/8	1-29/32	19/32	13/32	13-1/4	•	•	•	
1	GOEX32B	1-15/32	2-1/32	21/32	7/16	14	•	•	•	
1-1/16	GOEX34B	1-9/16	2-3/16	11/16	15/32	14-3/4	•	•		
1-1/8	GOEX36B	1-5/8	2-5/16	11/16	17/32	15-7/16	•	•		
1-3/16	GOEX38B	1-3/4	2-7/16	3/4	1/2	16-5/16	•			
1-1/4	GOEX40B	1-13/16	2-9/16	3/4	17/32	17-1/16	•	•		
1-5/16	GOEX42B	1-29/32	2-21/32	3/4	9/16	17-13/16	•			
1-3/8	GOEX44B	2	2-13/16	3/4	19/32	18-9/16	•			
1-7/16	GOEX46B	2-1/16	2-29/32	7/8	19/32	19-1/32	•			
1-1/2	GOEX48B	2-5/32	3-1/16	7/8	5/8	20-1/16	•			
1-9/16	GOEX50B	2-1/4	3-3/16	7/8	23/32	20-13/16	•			
1-5/8	GOEX52B	2-11/32	3-11/32	7/8	11/16	21-9/16	•			
1-3/4	GOEX56A	2-17/32	3-9/16	1-1/32	23/32	22-7/8				
1-13/16	GOEX58A	2-5/8	3-21/32	1-1/32	3/4	23-15/32				
1-7/8	GOEX60A	2-11/32	3-13/16	1-1/32	25/32	24-1/32				
2	GOEX64A	2-7/8	4-1/16	1-1/32	27/32	25-1/4				
2-1/16	GOEX66A	2-31/32	4-5/32	1-1/8	27/32	25-25/32				
2-1/8	GOEX68A	3-1/16	4-5/16	1-5/32	7/8	26-3/8				
2-3/16	GOEX70A	3-1/8	4-13/32	1-1/8	7/8	26-31/32				
2-1/4	GOEX72A	3-7/32	4-9/16	1-1/8	15/16	27-9/16				
2-3/8	GOEX76A	3-13/32	4-13/16	1-9/32	31/32	28-3/4				
2-1/2	GOEX80A	3-19/32	5-1/16	1-9/32	1	29-29/32				
2-5/8	GOEX84A	4-7/8	6-5/8	1-5/8	1-3/16	32				
2-3/4	GOEX88A	4-7/8	6-5/8	1-5/8	1-3/16	32				
2-7/8	GOEX92A	4-7/8	6-5/8	1-5/8	1-3/16	32				
2-15/16	GOEX94A	4-7/8	6-5/8	1-5/8	1-3/16	32				
3	GOEX96A	4-7/8	6-5/8	1-5/8	1-3/16	32				
3-1/8	GOEX1100A	4-7/8	6-5/8	1-5/8	1-3/16	32				
3-3/8	GOEX1108A	4-7/8	6-5/8	1-5/8	1-3/16	32				
3-1/2	GOEX1112A	4-7/8	6-5/8	1-5/8	1-3/16	32				

ASME® B107.100

*Set includes storage tray.
 **Set includes storage bag.
 ***Set includes storage bag C2200.



• Do not use "cheater bars" on handles
 • Read safety precautions on pages W1 to W4

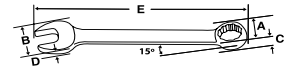
FLANK DRIVE® COMBINATION



OEXLM710B



OEXL707B



Long Handle, mm

Set Contains:

OEXLM710B
OEXLM707B

mm	12	A	B	C	D	E	12	12
10	OEXLM10B	15	21	7	5	186	•	•
11	OEXLM11B	17	23	8	6	203	•	•
12	OEXLM12B	18	25	8	6	218	•	•
13	OEXLM13B	20	27	9	6	234	•	•
14	OEXLM14B	21	29	9	7	250	•	•
15	OEXLM15B	22	31	10	7	266	•	•
16	OEXLM16B	24	33	10	7	282	•	•
17	OEXLM17B	25	35	11	8	298	•	•
18	OEXLM18B	27	37	12	8	314	•	•
19	OEXLM19B	28	39	12	9	330	•	•

ASME® B107.100

Sets include storage tray.

Long Handle, inches

Set Contains:

OEXL707B

in	12	A	B	C	D	E	12
3/8	OEXL12B	19/32	25/32	1/4	3/16	7	•
7/16	OEXL14B	21/32	29/32	5/16	7/32	8	•
1/2	OEXL16B	3/4	1-1/16	11/32	1/4	9	•
9/16	OEXL18B	27/32	1-5/32	3/8	9/32	10	•
5/8	OEXL20B	15/16	1-5/16	13/32	9/32	11	•
11/16	OEXL22B	1-1/32	1-13/32	7/16	5/16	12	•
3/4	OEXL24B	1-1/8	1-9/16	15/32	11/32	13	•
13/16	OEXL26B	1-3/16	1-21/32	17/32	3/8	14	•
7/8	OEXL28B	1-9/32	1-13/16	9/16	3/8	15	•
15/16	OEXL30B	1-3/8	1-29/32	19/32	13/32	16	•
1	OEXL32B	1-15/32	2-1/32	5/8	7/16	17	•

ASME® B107.100

Set includes storage tray.

Short Handle, mm

Set Contains:

OEXSM719
OEXSM714K**
OEXSM710B*



GOEXM17B



OEXSM710B

mm	12	12	A	B	C	D	E	12	12	12
6	OEXM6B	GOEXM6B	10	13	5	4	113	•	•	
7	OEXM7B	GOEXM7B	11	15	5	4	118	•	•	
8	OEXM8B	GOEXM8B	13	17	6	4	123	•	•	
9	OEXM9B	GOEXM9B	14	19	6	5	128	•	•	
10	OEXM10B	GOEXM10B	15	21	7	5	133	•	•	•
11	OEXM11B	GOEXM11B	17	23	8	6	138	•	•	•
12	OEXM12B	GOEXM12B	18	25	8	6	142	•	•	•
13	OEXM13B	GOEXM13B	20	27	9	6	148	•	•	•
14	OEXM14B	GOEXM14B	21	29	9	7	152	•	•	•
15	OEXM15B	GOEXM15B	22	31	10	7	157	•	•	•
16	OEXM16B	GOEXM16B	24	33	10	7	162	•	•	•
17	OEXM17B	GOEXM17B	25	35	11	8	167	•	•	•
18	OEXM18B	GOEXM18B	27	37	12	8	172	•	•	•
19	OEXM19B	GOEXM19B	28	39	12	9	177	•	•	•
20	OEXM20B	—	30	41	13	9	182	•		
21	OEXM21B	—	31	43	13	9	186	•		
22	OEXM22B	—	31	43	13	9	186	•		
23	OEXM23B	—	34	47	14	10	197	•		
24	OEXM24B	—	35	49	15	11	201	•		

ASME® B107.100

*Sets include storage tray.

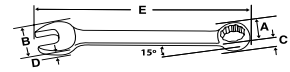
**Sets include storage bag C1402.

FLANK DRIVE® COMBINATION

WRENCHES



GOEX200B



Short Handle, inches

			A	B	C	D	E	Set Contains:		
1/4	OEX080B	GOEX080B	13/32	17/32	3/16	5/32	4-17/32	•	•	
9/32	OEX090B	—	7/16	19/32	7/32	5/32	4-21/32	•	•	
5/16	OEX100B	GOEX100B	1/2	21/32	7/32	5/32	4-27/32	•	•	•
11/32	OEX110B	GOEX110B	17/32	23/32	1/4	3/16	5	•	•	•
3/8	OEX120B	GOEX120B	19/32	25/32	1/4	3/16	5-1/8	•	•	•
7/16	OEX140B	GOEX140B	21/32	29/32	5/16	7/32	5-7/16	•	•	•
1/2	OEX160B	GOEX160B	3/4	1-1/16	11/32	1/4	5-3/4	•	•	•
9/16	OEX180B	GOEX180B	27/32	1-5/32	3/8	9/32	6-1/16	•	•	•
5/8	OEX200B	GOEX200B	15/16	1-5/16	13/32	9/32	6-11/32	•	•	•
11/16	OEX220B	GOEX220B	1-1/32	1-13/32	7/16	5/16	6-21/32	•	•	•
3/4	OEX240B	GOEX240B	1-1/8	1-9/16	15/32	11/32	6-31/32	•	•	•
13/16	OEX260B	GOEX260B	1-3/16	1-21/32	17/32	3/8	7-9/32	•	•	
7/8	OEX280B	GOEX280B	1-9/32	1-13/16	9/16	3/8	7-9/16	•	•	
15/16	OEX300B	GOEX300B	1-3/8	1-29/32	19/32	13/32	7-7/8	•	•	
1	OEX320B	GOEX320B	1-15/32	2-1/32	5/8	7/16	8-3/16	•	•	
1-1/16	OEX340B	—	1-9/16	2-5/32	21/32	15/32	8-17/32	•		
1-1/8	OEX360B	—	1-5/8	2-5/16	11/16	1/2	8-27/32	•		
1-3/16	OEX380B	—	1-23/32	2-13/32	23/32	1/2	9-1/8	•		
1-1/4	OEX400B	—	1-13/16	2-9/16	3/4	17/32	9-7/16	•		
1-5/16	OEX420B	—	1-29/32	2-21/32	3/4	9/16	9-3/4	•		
1-3/8	OEX440B	—	2	2-13/16	3/4	19/32	10-1/16	•		

ASME® B107.100

*Set includes storage tray.
**Set includes storage bag.



OEXS715K



OEXS709B

Midget, mm

			A	B	C	D	E	Style	Set Contains:	
4	OXIM4SB	—	7	10	4	3	72	6-Point	•	
5	OXIM5SB	—	8	12	4	3	76	6-Point	•	
5.5	OXIM55SB	—	9	13	4	4	79	6-Point	•	
6	OXIM6SB	OXIM6B	10	13	5	4	81	12-Point	•	
7	OXIM7SB	OXIM7B	11	15	5	4	85	6-Point	•	
8	OXIM8SB	OXIM8B	13	17	6	4	89	6-Point	•	
9	OXIM9SB	OXIM9B	14	19	6	5	93	6-Point	•	
10	—	OXIM10B	15	21	7	5	98	12-Point		•
11	—	OXIM11B	17	23	8	6	102	12-Point		•
12	—	OXIM12B	18	25	8	6	106	12-Point		•
13	—	OXIM13B	20	27	9	6	110	12-Point		•
14	—	OXIM14B	21	29	9	7	115	12-Point		•
15	—	OXIM15B	22	31	10	7	119	12-Point		•
16	—	OXIM16B	24	33	10	7	122	12-Point		•
17	—	OXIM17B	25	35	11	8	127	12-Point		•
18	—	OXIM18B	27	37	12	8	131	12-Point		•
19	—	OXIM19B	28	39	12	9	136	12-Point		•

ASME® B107.100

*Set includes storage tray.
**Set includes storage bag.

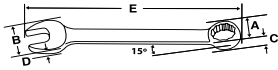


OXIM707SBK



• Do not use "cheater bars" on handles
• Read safety precautions on pages W1 to W4

FLANK DRIVE® COMBINATION



OXI709SBK

Midget, inches

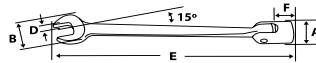
Set Contains:	OXI709SBK*			OXI707BK*				OXI706B**			
	11	6	12	A	B	C	D	E	6	12	12
1/8	OXI4SB	—	—	7/32	11/32	1/8	1/8	2-11/16	•		
5/32	OXI5SB	—	—	9/32	13/32	5/32	1/8	2-27/32	•		
3/16	OXI6SB	OXI6B	—	5/16	7/16	5/32	1/8	2-31/32	•	•	
7/32	OXI7SB	OXI7B	—	3/8	1/2	3/16	1/8	3-3/32	•	•	
1/4	OXI8SB	OXI8B	—	13/32	17/32	3/16	5/32	3-7/32	•	•	
9/32	OXI9SB	OXI9B	—	7/16	19/32	7/32	5/32	3-11/32	•	•	
5/16	OXI10SB	OXI10B	—	1/2	21/32	7/32	5/32	3-1/2	•	•	
11/32	OXI11SB	OXI11B	—	17/32	23/32	1/4	3/16	3-5/8	•	•	
3/8	OXI12SB	OXI12B	—	19/32	25/32	1/4	3/16	3-3/4	•	•	
7/16	—	OXI14B	—	21/32	29/32	5/16	7/32	4-1/32			•
1/2	—	OXI16B	—	3/4	1-1/16	11/32	1/4	4-9/32			•
9/16	—	OXI18B	—	27/32	1-5/32	3/8	9/32	4-17/32			•
5/8	—	OXI20B	—	15/16	1-5/16	13/32	9/32	4-13/16			•
11/16	—	OXI22B	—	1-1/32	1-13/32	7/16	5/16	5-1/16			•
3/4	—	OXI24B	—	1-1/8	1-9/16	15/32	11/32	5-11/32			•

ASME® B107.100

* Set includes storage bag.
** Set includes storage tray.



FHOM606B



FHO607B

Flex Combination, mm

Set Contains:	FHOM606B							
	mm	12	A	B	D	E	F	12
8	FHOM8B	12	17	5	146	6		
9	FHOM9B	13	18	5	156	6		
10	FHOM10B	14	20	5	166	6	•	
11	FHOM11B	16	23	6	181	7		•
12	FHOM12B	17	30	6	198	9		•
13	FHOM13B	19	27	7	205	9		•
14	FHOM14B	20	30	7	213	9		•
15	FHOM15B	21	31	7	224	10		•
16	FHOM16B	23	33	7	229	10		•
17	FHOM17B	24	37	8	246	10		•
18	FHOM18B	24	38	8	254	11		•
19	FHOM19B	26	40	8	261	12		•

ASME® B107.100

Set includes storage tray.

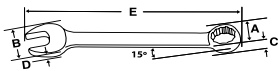
Flex Combination, inches

Set Contains:	FHO607B							
	11	12	A	B	D	E	F	12
1/4	FHO8B	3/8	17/32	1/8	4-15/16	7/32		
5/16	FHO10B	15/32	21/32	3/16	5-31/32	1/4		
3/8	FHO12B	9/16	17/32	7/32	6-1/2	1/4	•	
7/16	FHO14B	5/8	29/32	7/32	7-1/8	9/32	•	
1/2	FHO16B	23/32	1-1/16	1/4	7-13/16	11/32	•	
9/16	FHO18B	25/32	1-3/16	9/32	8-3/8	11/32	•	
5/8	FHO20B	29/32	1-5/16	9/32	9	3/8	•	
11/16	FHO22B	1	1-7/16	9/32	9-11/16	13/32	•	
3/4	FHO24B	1-1/32	1-1/2	5/16	10-1/4	15/32	•	
13/16	FHO26B	1-1/32	1-23/32	5/16	10-5/16	1/2		
7/8	FHO28B	1-3/16	1-27/32	5/16	10-15/32	9/16		

ASME® B107.100

Set includes storage tray.

British Standard, Short Handle



WOEX90B

BS	Decimal Equivalent, inches	12	A	B	C	D	E
3/16"	.338	WOEX6B	25/32	19/32	3/16	1/4	5-3/32
1BA	.365	WOEX70B	25/32	19/32	3/16	1/4	5-1/8
0BA	.413	WOEX80B	29/32	21/32	7/32	5/16	5-13/32
1/4"	.445	WOEX90B	29/32	21/32	7/32	5/16	5-15/32
5/16"	.525	WOEX100B	1-5/32	27/32	9/32	3/8	6-1/32
3/8	0.6	WOEX110B	1-5/16	15/16	9/32	13/32	6-11/32
7/16"	.710	WOEX120B	1-5/16	1-1/32	5/16	7/16	6-23/32

SPLINE COMBINATION

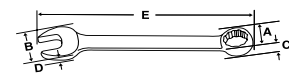
Short Handle, inches

Snap-on® spline wrenching tools have been developed to service high-tensile strength spline nuts and bolts widely used on both military and commercial aircraft. Precise, radial spline teeth engage the fastener teeth over a wider area to minimize stress, and allow application of high torque to reduce risk of damage to the fastener or to the tool.

Chrome tools comply with Military Spec. MS-33787 and MIL-W-8982. The unique spline wrenching configuration can also be used on ordinary 6- and 12-point fasteners with an advantage similar to the Snap-on® Flank Drive® wrenching system.



OES18B

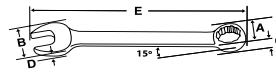


		Stock No.	A	B	C	D	E
1/4	#8	OES8B	13/32	17/32	1/8	5/32	4-1/2
5/16	#10	OES10B	15/32	21/32	11/64	15/64	4-55/64
3/8	#12	OES12B	17/32	25/32	13/64	17/64	5-7/32
7/16	#14	OES14B	5/8	29/32	15/64	5/16	5-27/64
1/2	#16	OES16B	23/32	1-1/16	1/4	5/16	5-47/64
9/16	#18	OES18B	13/16	1-3/16	17/64	21/64	6-1/32
5/8	#20	OES20B	7/8	1-5/16	9/32	11/32	6-5/16
11/16	#22	OES22B	31/32	1-7/16	19/64	23/64	6-39/64
3/4	#24	OES24B	1-1/16	1-9/16	5/16	3/8	6-29/32

COMBINATION (Blue-Point®)



BLPCWSM712B



BLPCW10B

Standard Handle, mm (Blue-Point®)

Set Contains:

BLPCWSM712B

	Stock No.	E	
8	BLPCWM8B	139.5	•
9	BLPCWM9B	151.6	•
10	BLPCWM10B	162.7	•
11	BLPCWM11B	175.2	•
12	BLPCWM12B	185.6	•
13	BLPCWM13B	197.2	•
14	BLPCWM14B	208.5	•
15	BLPCWM15B	219.9	•
16	BLPCWM16B	230.0	•
17	BLPCWM17B	243.3	•
18	BLPCWM18B	254.1	•
19	BLPCWM19B	265.9	•

Set includes storage tray.

Standard Handle, inches (Blue-Point®)

Set Contains:

BLPCWS711B

	Stock No.	E	
1/4	BLPCW8B	4-49/64	
5/16	BLPCW10B	5-1/2	
3/8	BLPCW12B	6-3/16	•
7/16	BLPCW14B	6-57/64	•
1/2	BLPCW16B	7-49/64	•
9/16	BLPCW18B	8-13/64	•
5/8	BLPCW20B	9-1/16	•
11/16	BLPCW22B	9-49/64	•
3/4	BLPCW24B	10-15/32	•
13/16	BLPCW26B	11-3/16	•
7/8	BLPCW28B	11-59/64	•
15/16	BLPCW30B	12-5/8	•
1	BLPCW32B	13-21/64	•

Set includes storage tray.

FLANK DRIVE® OFFSET BOX

Standard Handle, 10° Offset, mm

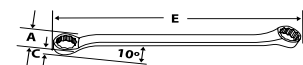
Set Contains:

XBM605A

			A	C	E	
8-10	—	XBM810A	12.3-15	6.7-7.7	185	
10-11	—	XBM1011A	15-16.4	7.7-8.3	202	•
10-12	—	XBM1012A	15-17.7	7.7-8.8	208	
11-13	—	XBM1113A	16.4-19.1	8.3-9.3	219	
12-14	XBM1214SA	XBM1214A	17.7-20.4	8.8-9.7	230	•
13-15	XBM1315SA	XBM1315A	19.1-21.8	9.3-10.2	241	•
14-17	—	XBM1417A	20.4-24.5	9.8-11.4	248	
16-18	—	XBM1618A	23.1-25.9	10.9-11.9	275	•
17-19	—	XBM1719A	24.5-27.2	11.4-12.3	286	•
18-21	—	XBM1821A	25.9-29.9	11.9-13.3	303	
22-24	—	XBM2224A	31.3-34	13.7-14.7	342	
27-30	—	XBM2730A	38.1-42.2	16-17.3	404	

ASME® B107.100

Set includes storage tray.



XBM605A



WARNING



- Do not use "cheater bars" on handles
- Read safety precautions on pages W1 to W4

FLANK DRIVE® OFFSET BOX






XB605A

**Standard Handle,
10° Offset, inches**

Set
Contains:

XB605A

		A	C	E	
3/8-7/16	XB1214A	9/16-21/32	5/16-11/32	7-19/32	•
7/16-1/2	XB1416A	21/32-3/4	5/16-11/32	7-15/16	•
1/2-9/16	XB1618A	3/4-13/16	11/32-3/8	8-11/16	•
9/16-5/8	XB1820A	13/16-29/32	13/32-7/16	9-13/32	•
5/8-11/16	XB2022A	29/32-1	7/16-15/32	10-5/32	•
11/16-3/4	XB2224A	1-1-1/16	15/32-1/2	10-15/16	•
3/4-13/16	XB2426A	1-1/16-1-5/32	1/2-17/32	11-21/32	•
7/8-15/16	XB2830A	1-1/4-1-11/32	17/32-9/16	13-1/8	•
15/16-1	XB3032A	1-11/32-1-13/32	9/16-19/32	13-7/8	•
1-1-1/16	XB3234A	1-13/32-1-1/2	19/32-5/8	14-19/32	•
1-1/16-1-1/4	XB3440A	1-1/2-1-3/4	5/8-23/32	16-3/32	•
1-1/8-1-3/16	XB3638A	1-9/32-1-21/32	21/32-11/16	16-3/32	•
1-1/4-1-5/16	XB4042A	1-3/4-1-27/32	23/32-3/4	17-19/32	•
1-3/8-1-7/16	XB4446A	1-31/32-2-1/16	3/4-25/32	19-1/8	•
1-1/2-1-5/8	XB4852A	2-3/32-2-9/32	13/16-7/8	20-15/16	•

ASME® B107.100

Set includes storage tray.






XS609A

Short Handle, 10° Offset, inches

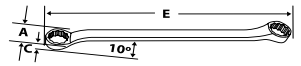
Set
Contains:

XS609A

		A	C	E	
3/16-7/32	XS67A	5/16-11/32	7/32-7/32	3-27/32	•
1/4-5/16	XS810A	13/32-15/32	1/4-9/32	4-1/4	•
5/16-3/8	XS1012A	15/32-9/16	9/32-5/16	4-9/16	•
3/8-7/16	XS1214A	9/16-21/32	5/16-11/32	4-29/32	•
7/16-1/2	XS1416A	21/32-3/4	11/32-11/32	5-3/16	•
1/2-9/16	XS1618A	3/4-13/16	3/8-3/8	5-17/32	•
9/16-5/8	XS1820A	13/16-29/32	13/32-7/16	5-7/8	•
5/8-3/4	XS2024A	29/32-1-1/16	7/16-1/2	6-3/8	•
11/16-13/16	XS2226A	1-1-5/32	15/32-17/32	6-23/32	•

ASME® B107.100

Set includes storage tray.






XSM608A

**Short Handle,
10° Offset, mm**

Set
Contains:

XSM608A

		A	C	E	
6-7	XSM67A	9.6-10.9	5.7-6.2	86	•
8-9	XSM89A	12.3-13.7	6.7-7.2	103	•
8-10	XSM810	12.3-15	6.7-7.7	107	•
9-10	XSM910A	13.7-15	7.2-7.7	112	•
11-12	XSM1112A	16.4-17.7	8.3-8.8	128	•
13-14	XSM1314A	19.1-20.4	9.3-9.8	146	•
15-16	XSM1516A	21.8-23.1	10.2-10.9	163	•
17-19	XSM1719A	24.5-27.2	11.4-12.3	185	•
18-20	XSM1820A	25.9-28.6	11.9-12.8	194	•

ASME® B107.100

Set includes storage tray.






XID604KA

Midget, 10° Offset, inches

Set
Contains:

XID604KA

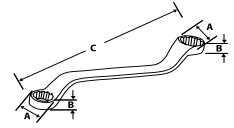
		A	C	E	
3/16-13/64	XID1213A	5/16-11/32	1/8-5/32	2-13/16	•
7/32-15/64	XID1415A	3/8-3/8	5/32-5/32	3-1/16	•
1/4-9/32	XID1618A	13/32-7/16	5/32-3/16	3-13/32	•
5/16-11/32	XID2022A	15/32-1/2	3/16-7/32	3-31/32	•

ASME® B107.100

Set includes storage bag.

FLANK DRIVE® OFFSET BOX

- Heads of XO, XOM and XSO Series are deeply offset at 60° to the handles for improved access to recessed fasteners
- Wrenches feature the 12-point Flank Drive® configuration for strength and turning power



XOM605



XO605

Standard Handle, Deep 60° Offset, mm

Set Contains:

XOM605

mm	12	A	B	C	12
8-10	XOM810	11.7-14.2	6.9-7.3	178.1	
9-10	XOM910	14.2-16.3	7.6	193.0	
10-11	XOM1011	15-16.3	7.6	193.0	•
12-14	XOM1214	15-20.3	9.0	210.0	•
13-14	XOM1314	18.8-21.2	8.9	223.3	
13-15	XOM1315	16.3-21.2	8.9	223.0	•
15-16	XOM1516	23.0-25.2	10.8	252.7	
16-18	XOM1618	17.7-25.4	10.8	253.0	•
17-19	XOM1719	17.7-27.4	11.1	260.0	•
18-20	XOM1820A	32.5-33.3	13.8	330.0	
20-21	XOM2021	32.5-33.3	13.7	329.6	
22-24	XOM2224	31.9-34.1	13.7	329.6	

ASME® B107.100

Set includes storage tray.

Standard Handle, Deep 60° Offset, inches

Set Contains:

XO605

in	12	A	B	C	12
1/4-5/16	XO810	25/64-15/32	1/4-9/32	6-27/64	
5/16-3/8	XO1012	15/32-9/16	9/32	7	
3/8-7/16	XO1214	9/16-5/8	5/16	7-19/32	•
1/2-9/16	XO1618	23/32-13/16	11/32	8-25/32	•
9/16-5/8	XO1820	13/16-29/32	13/32	9-3/8	•
5/8-11/16	XO2022	29/32-1	13/32	9-15/16	
5/8-3/4	XO2024	29/32-1-3/32	7/16	10-1/4	
11/16-13/16	XO2226	1-1-5/32	15/32	10-27/32	•
3/4-7/8	XO2428	1-3/32-1-1/4	1/2	11-13/32	•
7/8-15/16	XO2830	1-1/4-1-11/32	17/32	12-31/32	
15/16-1	XO3032	1-11/32-1-7/16	9/16	13-15/16	

ASME®/ANSI® B107.6

Set includes storage tray.

Short Handle, Deep 60° Offset, inches

in	Stock No.	A	B	C
1/4-9/32	XSO89	13/32-7/16	3/16-7/32	3-7/8
1/4-5/16	XSO810A	3/8-7/16	3/16-7/32	4-5/32
3/8-7/16	XSO1214A	17/32-5/8	1/4-9/32	4-13/16
5/8-11/16	XSO2022	29/32-1	3/8-7/16	6-5/16
5/8-3/4	XSO2024A	7/8-1-1/16	3/16-7/32	6-1/2

ASME®/ANSI® B107.100



XSO1214A

FLANK DRIVE® HIGH-PERFORMANCE OFFSET BOX


Standard Handle, 0° Offset, mm

Set Contains:

XDHFM605

mm	12	A	C	E	12
6-7	XDHFM67	9.1-10.4	5.3-5.8	211.5	
8-9	XDHFM89	11.6-13.0	5.8-6.2	226.1	
8-10	XDHFM810	11.6-14.4	6.2-7.6	232.7	
10-11	XDHFM1011	14.4-15.6	7.6-8.5	253.7	•
10-12	XDHFM1012	14.4-17.1	8.5-9.0	272.2	
12-13	XDHFM1213	17.1-18.7	9.0-9.0	286.2	•
12-14	XDHFM1214	17.1-20.1	9.0-10.2	298.4	
13-14	XDHFM1314	18.7-20.1	9.0-9.7	299.2	
13-15	XDHFM1315	20.1-21.5	9.8-10.9	323.5	
14-15	XDHFM1415	20.1-21.5	9.8-10.9	323.5	•
14-17	XDHFM1417	20.1-23.7	9.8-11.3	345.0	
15-16	XDHFM1516	21.5-22.6	10.9-10.9	347.5	•
16-18	XDHFM1618	23.8-26.3	11.3-12.1	372.1	
17-19	XDHFM1719	23.8-26.3	11.3-12.1	372.1	•
18-20	XDHFM1820	25.0-27.3	12.1-13.6	395.7	•
21-22	XDHFM2122	28.8-30.6	13.7-14.6	421.2	
22-24	XDHFM2224	30.6-33.1	14.0-14.9	445.2	

Set includes storage tray.



XDHFM606



XDHF605

Standard Handle, 0° Offset, inches

Set Contains:

XDHF605

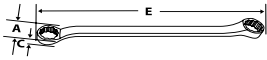
in	12	A	C	E	12
1/4-5/16	XDHF810	13/32-15/32	7/32-1/4	8-5/16	•
3/8-7/16	XDHF1214	17/32-5/8	5/16-11/32	10-1/16	•
1/2-9/16	XDHF1618	23/32-13/16	11/32-13/32	11-3/4	•
5/8-3/4	XDHF2024	7/8-1-1/32	7/16-15/32	13-5/8	•
11/16-13/16	XDHF2226	31/32-1-5/32	15/32-17/32	15-5/8	•

Set includes storage tray.



- Do not use "cheater bars" on handles
- Read safety precautions on pages W1 to W4

FLANK DRIVE® HIGH-PERFORMANCE OFFSET BOX



Short Handle, 0° Offset, mm



XDHSFM1214

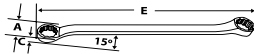
mm		A	C	E
8-10	XDHSFM810	12.1-14.9	6.2-7.6	162.9
10-12	XDHSFM1012	14.4-17.1	7.6-9.0	190.5
12-14	XDHSFM1214	17.1-20.1	8.5-10.2	208.8
17-19	XDHSFM1719	23.8-26.3	11.3-12.1	260.3

Short Handle, 15° Offset, inches



XDHS1012

		A	C	E
5/16-3/8	XDHS1012	31/64-9/16	1/4-5/16	7



Standard Handle, 15° Offset, mm

Set Contains:

XDHM606



XDHM606

mm		A	C	E	
8-9	XDHM89	11.6-13.0	5.8-6.2	219.2	•
8-10	XDHM810	11.6-14.4	6.2-7.6	225.6	
10-11	XDHM1011	14.4-15.6	7.6-8.5	246.3	•
10-12	XDHM1012	14.4-17.1	7.6-9.0	264.0	
12-13	XDHM1213	17.1-18.7	9.0-9.0	277.6	•
12-14	XDHM1214	17.1-20.1	9.0-10.2	289.6	
14-15	XDHM1415	20.1-21.5	9.8-10.9	313.1	•
14-17	XDHM1417	20.1-23.7	9.8-11.3	334.7	
15-16	XDHM1516	21.5-22.6	10.9-10.9	334.8	
17-19	XDHM1719	23.7-26.3	11.3-12.1	360.1	•
18-20	XDHM1820	24.9-27.3	12.1-13.6	384.0	•

Set includes storage tray.

Standard Handle, 15° Offset, inches

Set Contains:

XDH605



XDH605

			A	C	E	
7/32-1/4	XDH78A	GXDH78A	11/32-3/8	13/64-15/64	7-15/64	
1/4-5/16	XDH810B	GXDH810B	3/8-29/64	1/4-1/4	8-3/64	•
5/16-3/8	XDH1012B	GXDH1012B	29/64-35/64	1/4-19/64	8-7/8	
3/8-7/16	XDH1214A	GXDH1214A	35/64-5/8	19/64-11/32	9-11/16	•
7/16-1/2	XDH1416A	—	11/32-3/4	11/32-23/64	10-7/16	
1/2-9/16	XDH1618A	GXDH1618A	23/32-13/16	23/64-13/32	11-7/16	•
9/16-5/8	XDH1820A	—	13/16-29/32	13/32-7/16	12-3/8	
5/8-3/4	XDH2024A	—	57/64-1-3/64	7/16-31/64	13-9/32	•
11/16-3/4	XDH2224A	—	31/32-1-1/32	15/32-3/4	14-7/32	
11/16-13/16	XDH2226A	—	63/64-1-9/64	31/64-17/32	15-5/32	•
3/4-7/8	XDH2428	—	1-3/64-1-1/64	31/64-37/64	15-3/4	
25/32-7/8	XDH2528	—	1-5/64-1-13/64	35/64-37/64	16-5/64	
15/16-1	XDH3032	—	1-5/16-1-25/64	37/64-39/64	15-1/2	
1-1/16-1-1/4	XDH3440	—	1-31/64-1-47/64	5/8-23/32	18-1/4	
1-1/4-1-5/16	XDH4042	—	1-47/64-1-13/16	23/32-47/64	19-1/4	
1-1/4-1-3/8	XDH4044	—	1-47/64-1-15/16	23/32-49/64	20-1/4	
1-1/4-1-7/16	XDH4046	—	1-47/64-2	23/32-51/64	21	
1-7/16-1-1/2	XDH4648	—	2-2-1/16	51/64-13/16	22	

Aerospace Spec. AS954E

Set includes storage tray.

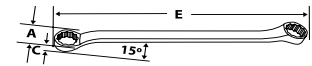
SPLINE OFFSET BOX

Snap-on® spline wrenching tools have been developed to service high-tensile strength spline nuts and bolts widely used on both military and commercial aircraft. Precise, radial spline teeth engage the fastener teeth over a wider area to minimize stress, and allow application of high torque to reduce risk of damage to the fastener

or to the tool. Chrome tools comply with Military Spec. MS-33797 and MIL-W-8982. The unique spline wrenching configuration can be used on ordinary 6- and 12-point fasteners with an advantage similar to the Snap-on® Flank Drive® wrenching system.



XDES1618A



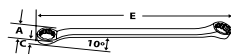
Box/Spline, 15° Offset, inches

		Stock No.	A	C	E
#7-#9	7/32-9/32	XDES79A	11/32-7/16	11/64-13/64	7-1/4
#8-#10	1/4-5/16	XDES810A	3/8-15/32	3/16-7/32	8-1/16
#12-#14	3/8-7/16	XDES1214A	35/64-41/64	5/16-11/32	9-3/4
#16-#18	1/2-9/16	XDES1618A	3/4-13/16	3/8-3/8	11-7/16
#18-#20	9/16-5/8	XDES1820A	13/16-57/64	25/64-13/32	12-3/8
#22-#24	11/16-3/4	XDES2224A	31/32-1-5/64	0.438-0.525	14-1/4
#26-#30	13/16-15/16	XDES2630A	1-5/32-1-5/16	1/2-9/16	16-3/16
#28-#32	7/8-1	XDES2832A	1-1/4-1-7/16	17/32-37/64	17

TORX® BOX



XLE605



TORX®/Long Handle, 10° Offset

Set Contains:

XLE605

#		A	C	E	
E5-E6	XLE56	9/32-5/16	5/32-3/16	6-13/32	•
E7-E8	XLE78	11/32-3/8	7/32-7/32	7-7/32	•
E10-E12	XLE1012A	15/32-17/32	1/4-5/16	8-7/8	•
E14-E16	XLE1416	5/8-23/32	11/32-11/32	10-7/16	•
E18-E20	XLE1820	13/16-7/8	13/32-7/16	12-3/8	•

ASME® B107.100

Set includes storage tray.



ETX705

TORX®/Standard Handle, 0° Offset

Set Contains:

ETX705

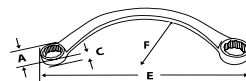
#		A	C	E	
E5-E6	ETX0506	17/64-5/16	5/32-11/64	4-41/64	•
E7-E8	ETX0708	21/64-3/8	7/32-15/64	5-15/32	•
E10-E12	ETX1012	29/64-35/64	1/4-19/64	6-13/32	•
E14-E16	ETX1416	5/8-23/32	11/32-23/64	7-1/2	•
E18-E20	ETX1820	13/16-57/64	13/32-7/16	8-37/64	•

Set includes storage tray.

FLANK DRIVE® SPECIALTY BOX



CXM605



Half-Moon, mm

Set Contains:

CXM605

mm	12	A	C	E	F	12
10-12	CXM1012	15-17	6-7	128	48	•
11-13	CXM1113	16-18	8-8	144	57	•
14-17	CXM1417	20-23	9-9	166	65	•
15-19	CXM1519	22-27	10-11	198	78	•
18-21	CXM1821	27-31	11-13	224	86	•

ASME® B107.100

Set includes storage tray.



CX605

Half-Moon, inches

Set Contains:

CX605

	12	A	C	E	F	12
5/16-3/8	CX1012	15/32-9/16	3/16-5/16	4-5/8	2-1/16	
7/16-1/2	CX1416	5/8-23/32	5/16-5/16	5	2-7/32	•
9/16-5/8	CX1820	13/16-7/8	11/32-3/8	6-1/2	2-9/16	•
5/8-3/4	CX2024	7/8-1-7/32	13/32-7/16	7-3/4	3-1/16	•
11/16-13/16	CX2226	31/32-1-9/32	13/32-15/32	8-1/2	3-1/2	•
7/8-15/16	CX2830	1-1/4-1-11/32	9/16-9/16	10	4-1/16	•

ASME® B107.100

Set includes storage tray.

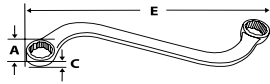


WARNING



- Do not use "cheater bars" on handles
- Read safety precautions on pages W1 to W4

FLANK DRIVE® SPECIALTY BOX



SBXM605

S-Shaped, mm

Set Contains: **SBXM605**

mm	12	A	C	E	12
10-12	SBXM1012	14-18	6-8	140	•
11-13	SBXM1113	16-19	7-8	155	•
14-15	SBXM1415	21-22	9-9	190	•
16-18	SBXM1618	24-27	10-11	173	•
17-19	SBXM1719	25-28	10-12	240	•

ASME® B107.100

Set includes storage tray.



SBX605

S-Shaped, inches

Set Contains: **SBX605**

	12	A	C	E	12
5/16-3/8	SBX1012	15/32-9/16	9/16-7/32	3-3/4	•
7/16-1/2	SBX1416	21/32-3/4	9/32-5/16	5-5/16	•
9/16-5/8	SBX1820	27/32-15/16	11/32-11/32	6-7/8	•
11/16-3/4	SBX2224	1-1/32-1-1/8	11/32-11/32	8-7/16	•
13/16-7/8	SBX2628	1-7/32-1-5/16	17/32-9/16	10	•

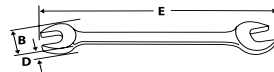
ASME® B107.100

Set includes storage tray.

OPEN END



VOM705



VO806B

Standard, mm

Set Contains: **VOM705**

mm	Stock No.	B	D	E	
6-7	VOM67B	13-15	4-4	97	
7-8	VOM78B	15-17	4-4	106	
8-9	VOM89B	17-20	4-5	119	
8-10	VOM810B	17-21	4-5	121	
10-11	VOM1011B	21-23	5-6	136	•
11-13	VOM1113B	23-27	6-6	151	
12-13	VOM1213B	25-27	6-6	157	•
12-14	VOM1214B	25-29	6-7	162	
14-15	VOM1415B	29-31	7-7	178	•
16-18	VOM1618B	33-37	7-8	205	•
17-19	VOM1719B	35-38	8-9	216	•
19-22	VOM1922B	39-46	9-10	245	
21-24	VOM2124B	43-49	9-10	267	
22-24	VOM2224B	46-49	10-10	273	
27-30	VOM2730B	55-61	11-12	338	
30-32	VOM3032B	61-65	12-12	368	

ASME®/ANSI® B107.100

Set includes storage tray.

Standard, inches

Set Contains: **VO820K***
VO806B**

	Stock No.	B	D	E		
3/16-1/4	VO68	13/32	9/64	3-13/32		
1/4-5/16	VO810B	17/32-21/32	5/32-5/32	4-1/16	•	•
5/16-3/8	VO1012B	21/32-25/32	5/32-3/16	4-21/32	•	
3/8-7/16	VO1214B	25/32-29/32	3/16-7/32	5-5/16	•	•
7/16-1/2	VO1416B	29/32-1-1/16	7/32-1/4	5-15/16	•	
1/2-9/16	VO1618B	1-1/16-1-5/32	1/4-9/32	6-19/32	•	•
9/16-5/8	VO1820B	1-5/32-1-5/16	9/32-9/32	7-9/32	•	
5/8-11/16	VO2022B	1-5/16-1-13/32	9/32-5/16	7-15/16	•	•
5/8-3/4	VO2024B	1-5/16-1-9/16	9/32-11/32	8-9/32	•	
11/16-3/4	VO2224B	1-13/32-1-9/16	5/16-11/32	8-5/8	•	
3/4-13/16	VO2426B	1-9/16-1-21/32	11/32-3/8	9-11/32	•	•
3/4-7/8	VO2428B	1-9/16-1-13/16	11/32-3/8	9-21/32	•	
13/16-7/8	VO2628B	1-21/32-1-13/16	3/8-3/8	10-1/32	•	
7/8-15/16	VO2830B	1-13/16-1-29/32	3/8-13/32	10-3/4	•	•
15/16-1	VO3032B	1-29/32-2-1/32	13/32-13/32	11-15/32	•	
1-1-1/16	VO3234B	2-1/32-2-5/32	13/32-7/16	12-7/32	•	
1-1/16-1-1/4	VO3440B	2-5/32-2-17/32	7/16-1/2	12-15/16	•	
1-1/8-1-3/16	VO3638B	2-5/16-2-13/32	7/16-15/32	13-23/32	•	
1-1/4-1-5/16	VO4042B	2-17/32-2-21/32	1/2-1/2	15-1/4	•	
1-3/8-1-7/16	VO4446B	2-13/16-2-29/32	17/32-17/32	16-7/8	•	
1-1/2-1-5/8	VO4852B	3-1/16-3-5/16	9/16-19/32	18-29/32	•	

ASME®/ANSI® B107.100


*Set includes storage bag.

**Set includes storage tray.

Low Torque/Slimline, 15° Offset, mm

Set Contains:

LTAM811

 mm	Stock No.	B	D	E	
6-7	LTAM67	13-15	3	165	•
8-10	LTAM810	17-21	3	165	•
10-11	LTAM1011	21-23	3	165	•
12-14	LTAM1214	25-29	4	241	•
13-15	LTAM1315	27-31	4	241	•
16-18	LTAM1618	33-37	4	241	•
17-19	LTAM1719	35-39	4	241	•
19-22	LTAM1922	39-45	4	241	•
21-24	LTAM2124	43-49	4	241	•
27-30	LTAM2730	55-61	6	311	•
32-36	LTAM3236	65-73	6	311	•

ASME®/ANSI® B107.100

Set includes storage bag.




LTAM811

Low Torque/Slimline, 15° Offset, inches

Set Contains:

LTA812

LTA805K

 inches	Stock No.	B	D	E		
3/8-7/16	LTA1214	25/32-29/32	3/32	9-1/2	•	
7/16-1/2	LTA1416	29/32-1-1/32	5/32	9-1/2	•	•
1/2-9/16	LTA1618	1-1/32-1-5/32	5/32	9-1/2	•	•
5/8-11/16	LTA2022	1-9/32-1-13/32	5/32	9-1/2	•	•
3/4-13/16	LTA2426	1-17/32-1-11/16	5/32	9-1/2	•	•
3/4-7/8	LTA2428	1-17/32-1-25/32	5/32	9-1/2	•	•
15/16-1	LTA3032	1-29/32-2-1/32	5/32	9-1/2	•	•
1-1/16-1-1/8	LTA3436	2-5/32-2-9/32	1/4	12-1/4	•	
1-1/4-1-5/16	LTA4042	2-17/32-2-21/32	1/4	12-1/4	•	
1-3/8-1-7/16	LTA4446	2-25/32-2-29/32	1/4	12-1/4	•	
1-1/2-1-5/8	LTA4852	3-1/16-3-9/32	9/32	14-1/4	•	
1-11/16-1-7/8	LTA5460	3-13/32-3-17/32	9/32	14-1/4	•	

ASME® B107.100

Sets includes storage bag.



LTA805K

Ignition, 15°/60° Offset, mm

Set Contains:

DSM810K

A	B	Stock No.	C	D	E	
3.2	5.5	DSM3.25.5	8-11	3	74	•
5.5	3.2	DSM5.53.2	11-8	3	83	•
4	5	DSM45	9-11	3	77	•
5	4	DSM54	11-9	3	81	•
6	7	DSM67	12-14	3	85	•
7	6	DSM76	14-12	3	89	•
8	9	DSM89	15-17	3	93	•
9	8	DSM98	17-15	3	97	•
10	11	DSM1011	20-22	4	101	•
11	10	DSM1110	22-20	4	105	•

ASME®/ANSI® B107.100

Set includes C1003A storage bag.



DSM810K

Ignition, 15°/60° Offset, inches

Set Contains:

DS809K

DS806AK

A	B	Stock No.	C	D	E		
1/8	1/8	DS88A	5/16-5/16	1/8	2-29/32	•	
5/32	5/32	DS1010A	3/8-3/8	1/8	2-7/8	•	
3/16	3/16	DS1212A	13/32-13/32	1/8	3-1/8	•	
15/64	1/4	DS1516A	15/32-1/2	1/8	3-1/4	•	•
1/4	15/64	DS1615A	1/2-15/32	1/8	3-13/32	•	•
9/32	5/16	DS1820A	9/16-19/32	1/8	3-1/2	•	•
5/16	9/32	DS2018A	19/32-9/16	1/8	3-21/32	•	•
11/32	3/8	DS2224A	21/32-23/32	5/32	3-3/4	•	•
3/8	11/32	DS2422A	23/32-21/32	5/32	3-3/4	•	•

ASME®/ANSI® B107.100

Sets include storage bag.

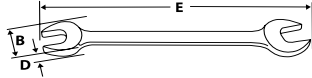


DS809K



- Use only moderate force on slimline wrenches
- Do not use "cheater bars" on handles
- Read safety precautions on pages W1 to W4

OPEN END



VSM807B

Four-Way Angle Head, mm

- Angle head wrenches are offset at 30° and 60° angles to the handle
- Both ends are the same size to permit use of one wrench in four positions

mm	Stock No.	Flank Drive® Plus Stock No.	B	D	E	Set Contains:			Flank Drive® Plus
						VSM814**	VSM807B*	SVSM807A*	
10	VSM5210B	SVSM10A	20	6	127	•	•	•	
11	VSM5211B	SVSM11A	22	6	137	•	•	•	
12	VSM5212B	SVSM12A	24	6	145	•	•	•	
13	VSM5213B	SVSM13A	26	6	154	•	•	•	
14	VSM5214B	SVSM14A	28	6	164	•	•	•	
15	VSM5215B	SVSM15A	30	7	173	•	•	•	
16	VSM5216B	SVSM16A	31	7	181	•	•	•	
17	VSM5217B	SVSM17A	34	7	191	•	•	•	
18	VSM5218B	SVSM18A	36	7	200	•	•	•	
19	VSM5219B	SVSM19A	37	7	210	•	•	•	
21	VSM5221B	SVSM21A	41	8	228	•	•	•	
22	VSM5222B	SVSM22A	44	8	239	•	•	•	
24	VSM5224B	SVSM24A	47	8	254	•	•	•	
27	VSM5227B	SVSM27A	53	9	283	•	•	•	

ASME® B107.100

*Set includes storage tray.
**Set includes storage bag.



GVS24B



VS807B

Four-Way Angle Head, inches

Inches	Stock No.	Industrial Stock No.	Flank Drive® Plus Stock No.	B	D	E	Set Contains:			Flank Drive® Plus
							VS828A**	VS814A**	VS807B*	
1/4	VS8B	—	—	17/32	3/16	3-11/16	•	•	•	
5/16	VS10B	—	—	21/32	3/16	4-1/4	•	•	•	
11/32	VS11B	—	—	23/32	7/32	4-17/32	•	•	•	
3/8	VS12B	—	SVS12A	25/32	7/32	4-27/32	•	•	•	
7/16	VS14B	—	SVS14A	7/8	7/32	5-13/32	•	•	•	
1/2	VS16B	GVS16B	SVS16A	1	1/4	5-31/32	•	•	•	
9/16	VS18B	GVS18B	SVS18A	1-1/8	1/4	6-9/16	•	•	•	
5/8	VS20B	GVS20B	SVS20A	1-1/4	9/32	7-1/8	•	•	•	
11/16	VS22B	GVS22B	SVS22A	1-3/8	9/32	7-11/16	•	•	•	
3/4	VS24B	GVS24B	SVS24A	1-15/32	9/32	8-9/32	•	•	•	
13/16	VS26B	GVS26B	SVS26A	1-19/32	5/16	8-27/32	•	•	•	
7/8	VS28B	GVS28B	SVS28A	1-23/32	5/16	9-13/32	•	•	•	
15/16	VS30B	GVS30B	SVS30A	1-27/32	11/32	10	•	•	•	
1	VS32B	GVS32B	SVS32A	1-31/32	11/32	10-9/16	•	•	•	
1-1/16	VS34B	—	SVS34A	2-3/32	11/32	11-1/8	•	•	•	
1-1/8	VS36B	—	SVS36A	2-3/16	3/8	11-23/32	•	•	•	
1-3/16	VS38B	—	SVS38A	2-11/32	3/8	12-9/32	•	•	•	
1-1/4	VS40B	GVS40B	SVS40A	2-7/16	13/32	12-7/8	•	•	•	
1-5/16	VS42B	—	—	2-9/16	13/32	13-7/16	•	•	•	
1-3/8	VS44B	—	—	1-3/8	13/32	14	•	•	•	
1-7/16	VS46B	—	—	2-27/32	7/16	14-19/32	•	•	•	
1-1/2	VS48B	—	—	2-15/16	7/16	15-5/32	•	•	•	
1-5/8	VS52B	—	—	3-7/32	15/32	16-5/16	•	•	•	
1-11/16	VS54B	—	—	3-11/32	1/2	16-7/8	•	•	•	
1-3/4	VS56B	—	—	3-15/32	1/2	17-7/16	•	•	•	
1-13/16	VS58B	—	—	3-19/32	1/2	18	•	•	•	
1-7/8	VS60B	—	—	3-23/32	17/32	18-19/32	•	•	•	
2	VS64B	—	—	3-31/32	9/16	19-3/4	•	•	•	

ASME® B107.100

*Set includes storage tray.
**Set includes storage bag.

Aluminum (for AN fittings)

- Securely tighten expensive AN fittings to reduce risk of damage in aircraft, marine and industrial applications, as well as race and show cars
- Machined from heat-treated aluminum to exacting tolerances
- Corner reliefs on open end prevent rounding the corners of the fitting
- Handle length is designed to apply appropriate torque without overtightening
- Wrenches are color coded and stamped for quick size identification
- All wrenches are .36" thick

#		Stock No.	Color	Overall Length, inches (mm)	
No. 3	1/2	ANWR3A	Silver	4 (101.6)	•
No. 4	9/16	ANWR4A	Black	4-3/4 (120.7)	•
No. 6	11/16	ANWR6A	Light Blue	5-3/4 (146.1)	•
No. 8	7/8	ANWR8A	Pink	5-3/4 (146.1)	•
No. 10	1	ANWR10A	Gold	7-1/8 (181.0)	•
No. 12	1-1/4	ANWR12A	Red	7-1/2 (190.5)	•
No. 16	1-1/2	ANWR16A	Brass	8-3/4 (222.3)	•
No. 20	1-13/16	ANWR20A	Dark Blue	9-1/4 (237.0)	•

Set includes heavy-gauge vinyl storage pouch.

Set Contains: **ANWR708A**



OPEN END (Blue-Point®)



BDOEM1415



BDOE1820

Standard, mm (Blue-Point®)

mm	Stock No.	Length, mm
10-11	BDOEM1011	145
12-13	BDOEM1213	165
14-15	BDOEM1415	185
16-17	BDOEM1617	185
18-19	BDOEM1819	227

Standard, inches (Blue-Point®)

	Stock No.	Length, inches
5/16-3/8	BDOE1012	5-5/16
7/16-1/2	BDOE1416	6-1/2
9/16-5/8	BDOE1820	7-9/32
11/16-3/4	BDOE2224	8-15/16

ASME®/ANSI® B107.100

FLANK DRIVE® FLARE NUT

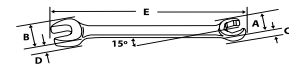
Open End and Flare Nut, mm

mm	6	A	B	C	D	E	6
8	RXSM8B	17	17	7	7	135	
9	RXSM9B	18	19	7	7	144	
10	RXSM10B	20	21	8	8	152	•
11	RXSM11B	21	23	9	9	162	•
12	RXSM12B	22	25	9	9	169	•
13	RXSM13B	24	27	9	9	178	•
14	RXSM14B	25	29	10	10	186	•
15	RXSM15B	26	31	10	10	194	
16	RXSM16B	27	33	11	11	202	
17	RXSM17B	29	35	11	11	211	
18	RXSM18B	30	37	12	12	219	
19	RXSM19B	32	39	12	12	228	
20	RXSM20B	33	41	13	13	235	

ASME® B107.100

Set includes storage tray.

Set Contains: **RXSM605B**

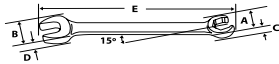


RXSM605B



- Use only moderate force on flare nut wrenches
- Do not use "cheater bars" on handles
- Read safety precautions on pages W1 to W4

FLANK DRIVE® FLARE NUT



RXS605B

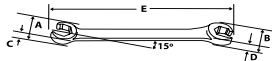
Open End and Flare Nut, inches

Set Contains: **RXS605B**

	6	12	A	B	C	D	E	6
3/8	RXS12B	—	3/4	25/32	5/16	5/16	5-27/32	•
7/16	RXS14B	RXS14BS	27/32	29/32	11/32	11/32	6-3/8	•
1/2	RXS16B	—	29/32	1-1/16	3/8	3/8	6-7/8	•
9/16	RXS18B	—	1	1-5/32	13/32	13/32	7-13/32	•
5/8	RXS20B	—	1-3/32	1-5/16	7/16	7/16	7-15/16	•
11/16	—	RXS22BS	1-5/32	1-13/32	15/32	15/32	8-15/32	
3/4	—	RXS24BS	1-1/4	1-9/16	1/2	1/2	9	

ASME® B107.100

Set includes storage tray.



RXFMS606B

Double End Flare Nut, mm

Set Contains: **RXFMS606B**

mm	6	A-B	C-D	E	6
9-11	RXFMS911B	18-21	7-8	145	•
10-12	RXFMS1012B	20-22	8-9	153	•
13-14	RXFMS1314B	24-25	9-10	173	•
15-17	RXFMS1517B	26-29	10-11	193	•
16-18	RXFMS1618B	28-30	11-12	200	•
19-21	RXFMS1921B	32-34	12-13	223	•

ANSI® B107.100

Set includes storage tray.



RXFS605B

Double End Flare Nut, inches

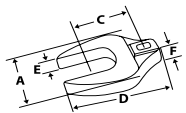
Set Contains: **RXFS605B**

	6	A-B	C-D	E	6
1/4-5/16	RXFS810B	19/32-21/32	1/4-9/32	4-27/32	•
3/8-7/16	RXFS1214B	3/4-27/32	5/16-11/32	5-13/16	•
1/2-9/16	RXFS1618B	29/32-1	3/8-13/32	6-13/16	•
5/8-11/16	RXFS2022B	1-3/32-1-5/32	7/16-15/32	7-3/4	•
3/4-13/16	RXFS2426B	1-1/4-1-5/16	1/2-17/32	8-25/32	•
3/4-7/8	RXFS2428B	1-1/4-1-27/64	1/2-5/8	9-1/2	
3/4-1	RXFS2432B	1-1/4-1-9/16	1/2-5/8	9-1/2	
7/8-1-1/8	RXFS2836B	1-13/32-1-3/4	9/16-11/16	10-1/2	

ANSI® B107.100

Set includes storage tray.

1/4" DRIVE CROWFOOT WRENCHES



TMCOS16

Flank Drive® Plus, Open End, inches

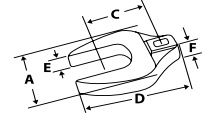
	Stock No.	A	C	D	E	F
7/16	TMCOS14	29/32	5/8	1-5/32	5/16	5/16
1/2	TMCOS16	1-1/16	21/32	1-15/64	5/16	5/16
9/16	TMCOS18	1-5/32	11/16	1-19/64	5/16	5/16

1/4" DRIVE CROWFOOT WRENCHES

Open End, mm

Set Contains:

107TMCOM



mm	Stock No.	A	C	D	E	F	
7	TMCOM7	13.5	13.2	24.4	6.6	6.6	•
8	TMCOM8	16.8	14.1	25.9	6.6	6.6	•
10	TMCOM10	19.8	14.6	27.5	6.6	6.6	•
11	TMCOM11	22.4	16.0	29.4	7.9	7.9	•
12	TMCOM12	24.4	16.5	30.6	7.9	7.9	•
13	TMCOM13	26.4	16.6	31.2	7.9	7.9	•
14	TMCOM14	29.0	17.7	32.9	7.9	7.9	•



107TMCOM

ASME® B107.21

Set includes storage tray.

Open End, inches

Set Contains:

106TMC0

	Stock No.	A	C	D	E	F	
1/4	TMCO8	17/32	17/32	31/32	1/4	1/4	•
5/16	TMCO10	21/32	9/16	1-1/32	1/4	1/4	•
3/8	TMCO12	25/32	19/32	1-3/32	1/4	1/4	•
7/16	TMCO14	7/8	5/8	1-5/32	5/16	5/16	•
1/2	TMCO16	1-1/32	21/32	1-1/4	5/16	5/16	•
9/16	TMCO18	1-1/8	11/16	1-9/32	5/16	5/16	•



106TMC0

ASME® B107.21

Set includes storage tray.

Flank Drive® Flare Nut/Shallow, 12-Point, inches

		A	B	C	E	Maximum Recommended Working Torque, in-lb
1/4	TMRX8	13/32	1/8	31/32	1/4	75
5/16	TMRX10	1/2	3/16	31/32	1/4	75
3/8	TMRX12	19/32	1/4	31/32	1/4	75



TMRX12

ASME® B107.21

Flank Drive® Flare Nut/Deep, 12-Point, inches

		A	B	C	E	Maximum Recommended Working Torque, in-lb
3/8	AN85086B	19/32	9/32	1/2	1/2	75
7/16	AN85087B	11/16	11/32	9/16	9/16	200
1/2"	AN85088B	25/32	13/32	19/32	9/16	200
9/16"	AN85089B	27/32	15/32	5/8	9/16	200



AN85088B

ASME® B107.21

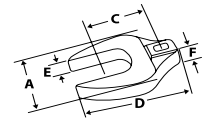
3/8" DRIVE CROWFOOT WRENCHES

Flank Drive® Plus/Open End, inches

	Stock No.	A	C	D	E	F
5/8	FCOS20	1-1/4	27/32	1-19/32	7/32	17/32
3/4	FCOS24	1-17/32	1	1-29/32	1/4	17/32
15/16	FCOS30	2	1-1/8	2-1/8	23/64	43/64
1-1/16	FCOS34	2	1-3/32	2-1/8	23/64	43/64



FCOS24



- Use only moderate force on flare nut wrenches
- Do not use "cheater bars" on handles
- Read safety precautions on pages W1 to W4

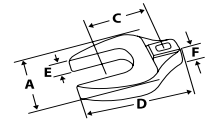
3/8" DRIVE CROWFOOT WRENCHES



214FC



211GFCO



Open End, Inches, Chrome

	Stock No.	Industrial Stock No.	A	C	D	E	F	Maximum Recommended Working Torque, in-lb	Set Contains:				
									242FC	226FC	214FC	211FCOA	211GFCO
3/8	FC012A	GFC012A	7/8	23/32	1-19/64	7/32	33/64	175					
7/16	FC014A	GFC014A	7/8	21/32	1-17/64	7/32	33/64	250	•	•	•	•	•
1/2	FC016A	GFC016A	1-1/32	51/64	1-29/64	7/32	33/64	300	•	•	•	•	•
9/16	FC018A	GFC018A	1-1/4	15/16	1-5/8	7/32	33/64	400	•	•	•	•	•
5/8	FC020A	GFC020A	1-1/4	7/8	1-19/32	7/32	33/64	500	•	•	•	•	•
11/16	FC022A	GFC022A	1-33/64	1-3/32	1-59/64	1/4	33/64	650	•	•	•	•	•
3/4	FC024A	GFC024A	1-33/64	1-1/32	1-57/64	1/4	33/64	850	•	•	•	•	•
13/16	FC026A	GFC026A	1-23/32	1-3/32	2	9/32	19/32	1,050	•	•	•	•	•
7/8	FC028A	GFC028A	1-23/32	1-3/64	1-31/32	9/32	19/32	1,250	•	•	•	•	•
15/16	FC030A	GFC030A	2	1-5/32	2-1/8	11/32	21/32	1,400	•	•	•	•	•
1	FC032A	GFC032A	2	1-1/8	2-3/32	11/32	21/32	1,600	•	•	•	•	•
1-1/16	FC34B	—	2	1-9/64	2	11/32	21/32	1,650	•	•	•		
1-1/8	FC36A	—	2	1-11/64	2	23/64	39/64	1,700	•	•	•		
1-3/16	FC38A	—	2	1-13/64	2-1/16	23/64	39/64	1,750	•	•	•		
1-1/4	FC40A	—	2-5/32	1-1/4	2-7/32	23/64	41/64	1,750	•	•	•		
1-5/16	FC42A	—	2-5/32	1-9/32	2-7/32	23/64	41/64	1,750	•	•	•		
1-3/8	FC44A	—	2-23/64	1-5/16	2-3/8	23/64	41/64	1,800	•	•	•		
1-7/16	FC46A	—	2-23/64	1-23/64	2-3/8	23/64	41/64	1,800	•	•	•		
1-1/2	FC48A	—	2-17/32	1-25/64	2-1/2	23/64	41/64	1,800	•	•	•		
1-9/16	FC50A	—	2-17/32	1-27/64	2-1/2	23/64	41/64	1,800	•	•	•		
1-5/8	FC52A	—	2-21/32	1-29/64	2-19/32	23/64	41/64	1,800	•	•	•		
1-11/16	FC54A	—	2-21/32	1-1/2	2-19/32	23/64	41/64	1,800	•	•	•		
1-3/4	FC56A	—	2-7/8	1-17/32	2-3/4	23/64	41/64	1,800	•	•	•		
1-13/16	FC58A	—	2-7/8	1-9/16	2-3/4	23/64	41/64	1,800	•	•	•		
1-7/8	FC60A	—	3-5/32	1-19/32	2-55/64	23/64	41/64	1,800	•	•	•		
1-15/16	FC62A	—	3-5/32	1-21/32	2-55/64	23/64	41/64	1,040	•	•	•		
2	FC64A	—	3-13/32	1-47/64	3	31/64	45/64	1,800	•	•	•		
2-1/16	FC66A	—	3-13/32	1-25/32	3	31/64	45/64	1,800	•	•	•		
2-1/8	FC68A	—	3-19/32	1-13/16	3-3/16	31/64	45/64	1,800	•	•	•		
2-3/16	FC70A	—	3-19/32	1-27/32	3-3/16	31/64	45/64	1,275	•	•	•		
2-1/4	FC72A	—	3-27/32	1-15/16	3-7/16	31/64	45/64	1,800	•	•	•		
2-5/16	FC74A	—	3-27/32	1-15/16	3-7/16	31/64	45/64	1,800	•	•	•		
2-3/8	FC76A	—	4-1/8	2-5/64	3-11/16	31/64	45/64	1,800	•	•	•		
2-7/16	FC78A	—	4-1/8	2-1/8	3-11/16	31/64	45/64	1,800	•	•	•		
2-1/2	FC80A	—	4-9/32	2-11/64	3-13/16	31/64	45/64	1,800	•	•	•		
2-9/16	FC82A	—	4-9/32	2-11/64	3-13/16	31/64	45/64	1,800	•	•	•		
2-5/8	FC84A	—	4-17/32	2-21/64	4-1/16	31/64	45/64	1,800	•	•	•		
2-11/16	FC86A	—	4-17/32	2-3/8	4-1/16	31/64	45/64	1,800	•	•	•		
2-3/4	FC88A	—	4-23/32	2-7/16	4-1/4	31/64	45/64	1,900	•	•	•		
2-13/16	FC90A	—	4-23/32	2-17/32	4-1/4	31/64	45/64	2,075	•	•	•		
2-7/8	FC92A	—	4-23/32	2-17/32	4-9/16	31/64	45/64	2,075	•	•	•		
2-15/16	FC94A	—	5-3/32	2-43/64	4-9/16	31/64	45/64	2,200	•	•	•		
3	FC96A	—	5-3/32	2-23/32	4-1/2	31/64	45/64	2,200	•	•	•		

ASME®/ANSI® B107.100

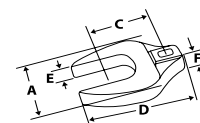
Sets include storage tray.

3/8" DRIVE CROWFOOT WRENCHES

WRENCHES



210FCOMA



Open End, mm, Chrome

Set Contains:

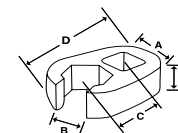
mm	Stock No.	A	C	D	E	F	Maximum Recommended Working Torque, in-lb	Set Contains:	
								216FCOM	210FCOMA*
9	FCOM9A	22.4	18.8	33.3	5.3	13.2	150	•	
10	FCOM10A	22.4	17.6	33.0	5.3	13.2	200	•	•
11	FCOM11A	22.4	16.6	32.3	5.3	13.2	250	•	•
12	FCOM12A	26.2	21.0	37.3	5.3	13.2	275	•	•
13	FCOM13A	26.2	19.8	36.8	5.3	13.2	300	•	•
14	FCOM14A	26.2	18.6	36.1	5.3	13.2	325	•	•
15	FCOM15A	31.8	22.7	40.9	5.3	13.2	400	•	•
16	FCOM16A	31.8	21.7	40.4	5.3	13.2	450	•	•
17	FCOM17A	31.8	20.5	39.9	5.3	13.2	500	•	•
18	FCOM18A	38.4	27.2	48.5	6.4	13.2	650	•	•
19	FCOM19A	38.4	26.2	48.0	6.4	13.2	750	•	•
20	FCOM20A	38.4	25.0	48.0	6.4	13.2	850	•	•
21	FCOM21A	43.7	27.4	48.8	7.1	15.0	1,050	•	•
22	FCOM22A	43.7	26.4	50.0	7.1	15.0	1,250	•	•
23	FCOM23A	50.5	30.1	54.4	8.9	16.8	1,400	•	•
24	FCOM24A	50.5	28.8	53.8	8.9	16.8	1,600	•	•

ASME® B107.21

*Set includes storage tray.



210FRHMA



Flank Drive® Flare Nut, 6-Point, mm

Set Contains:

mm	6	A	B	C	D	E	Maximum Recommended Working Torque, in-lb	Set Contains:	
								210FRHMA	6
9	FRHM9	22.4	6.7	14.2	33.3	9.7	220		
10	FRHM10	22.9	7.4	14.2	35.3	9.7	265	•	
11	FRHM11	22.9	8.3	14.2	35.3	9.7	310	•	
12	FRHM12	25.4	9.0	14.2	36.6	9.7	355	•	
13	FRHM13	25.4	9.4	14.2	36.6	9.7	400	•	
14	FRHM14	28.4	10.5	18.8	40.9	11.2	485	•	
15	FRHM15	28.4	11.2	18.8	40.9	11.2	575	•	
16	FRHM16	28.4	11.7	18.8	40.9	11.2	665	•	
17	FRHM17	33.3	12.6	20.6	44.7	12.7	750	•	
18	FRHM18	33.3	13.6	20.6	44.7	12.7	840	•	
19	FRHM19	33.3	14.7	20.6	44.7	12.7	930	•	
20	FRHM20	41.1	15.2	22.1	50.3	14.2	1,060	•	
21	FRHM21	41.1	16.3	22.1	50.3	14.2	1,150	•	
22	FRHM22	41.1	17.0	22.1	50.3	14.2	1,285	•	

ASME® B107.21

Set includes storage tray.



WARNING

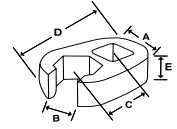


- Use only moderate force on crowfoot and flare nut wrenches
- Do not use "cheater bars" on handles
- Read safety precautions on pages W1 to W4

3/8" DRIVE CROWFOOT WRENCHES






2075FRH



Flank Drive® Flare Nut, 6-Point, inches

Set Contains: 2075FRH

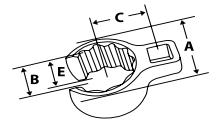
		A	B	C	D	E	Maximum Recommended Working Torque, in-lb	
3/8	FRH120S	13/32	1/4	9/16	1-11/32	3/8	240	•
7/16	FRH140S	29/32	5/16	9/16	1-13/32	3/8	320	•
1/2	FRH160S	1	11/32	9/16	1-7/16	3/8	400	•
9/16	FRH180S	1-1/8	3/8	3/4	1-5/8	7/16	510	•
5/8	FRH200S	1-1/8	7/16	3/4	1-5/8	7/16	625	•
11/16	FRH220S	1-5/16	1/2	13/16	1-25/32	1/2	750	•
3/4	FRH240S	1-5/16	9/16	13/16	1-25/32	1/2	880	•
13/16	FRH260S	1-5/8	5/8	7/8	1-31/32	9/16	1,025	•
7/8	FRH280S	1-5/8	23/32	7/8	1-31/32	9/16	1,180	•
15/16	FRH300S	1-7/8	11/16	15/16	2-3/16	5/8	1,280	•
1	FRH320S	1-7/8	3/4	15/16	2-3/16	5/8	1,480	•

ASME® B107.21

Set includes storage tray.






205ANM



Flank Drive® Flare Nut, Deep, 12-Point, mm

Set Contains: 205ANM

		A	B	C	E	
12	ANM12	18.9	8.3	16.3	15.0	•
13	ANM13	21.2	9.7	17.7	15.0	•
14	ANM14	21.2	10.5	17.7	15.0	•
17	ANM17	26.6	13.0	19.7	19.1	•
19	ANM19	29.0	14.6	20.9	19.8	•




Set includes storage tray.



208AN

Flank Drive® Flare Nut, Deep, 12-Point, inches

Set Contains: 208AN

		A	B	C	E	Maximum Recommended Working Torque, in-lb	
5/8	AN850810B	15/16	1/2	23/32	23/32	250	•
11/16	AN850811B	1-1/32	17/32	25/32	23/32	310	•
3/4	AN850812B	1-1/8	9/16	13/16	3/4	450	•
13/16	AN850813B	1-7/32	5/8	7/8	3/4	450	•
7/8	AN850814B	1-5/16	25/32	15/16	25/32	625	•
15/16	AN850815B	1-3/8	3/4	31/32	25/32	625	•
1	AN850816B	1-7/16	3/4	1	13/16	625	•
1-1/16	AN850817B	1-17/32	25/32	1-1/32	13/16	625	•

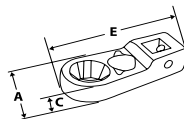
ASME®/ANSI® B107.21

Set includes storage tray.

3/8" DRIVE CROWFOOT WRENCHES



BFCRM712A



BFCRM712A

Ratcheting, mm (Blue-Point®)

Set Contains:

mm		A	C	E	
8	BFCRM8A	17.8	6.5	49.3	•
9	BFCRM9A	19.5	7.4	50.8	•
10	BFCRM10A	21.5	8.0	53.8	•
11	BFCRM11A	22.0	8.5	53.8	•
12	BFCRM12A	23.5	9.0	57.2	•
13	BFCRM13A	25.0	10.0	57.2	•
14	BFCRM14A	27.0	10.0	60.3	•
15	BFCRM15A	28.5	11.0	63.5	•
16	BFCRM16A	30.5	11.0	66.7	•
17	BFCRM17A	34.5	12.0	68.3	•
18	BFCRM18A	36.5	12.0	71.4	•
19	BFCRM19A	36.5	12.9	73.0	•



BFCR708A

BFCR708A

Ratcheting, inches (Blue-Point®)

Set Contains:

		A	C	E	
5/16	BFCR10A	11/16	1/4	2	•
3/8	BFCR12A	27/32	5/16	2-1/8	•
7/16	BFCR14A	7/8	11/32	2-1/8	•
1/2	BFCR16A	31/32	13/32	2-1/4	•
9/16	BFCR18A	1-1/16	13/32	2-3/8	•
5/8	BFCR20A	1-3/16	7/16	2-5/8	•
11/16	BFCR22A	1-1/4	15/32	2-5/8	•
3/4	BFCR24A	1-7/16	1/2	2-7/8	•

Set includes FXLBP10—10" locking extension

Set includes storage tray.

Crowfoot Wrench Holder

A277 3/8" Drive 8-3/4" Crowfoot Wrench Holder

- Organizes and stores crowfoot wrenches
- 2 pc design snaps apart for access to desired size
- 8-3/4" long

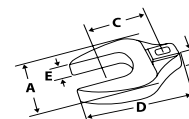


A277

1/2" DRIVE CROWFOOT WRENCHES

Open End, mm

mm		A	C	E	F	Maximum Recommended Working Torque, in-lb
20	SCOM20	40.4	42.9	7.8	15.9	1,400
21	SCOM21	40.4	42.9	7.8	15.9	1,500
22	SCOM22	44.7	44.5	8.2	15.9	1,500
23	SCOM23	48.0	44.5	8.9	15.9	1,600
24	SCOM24	46.7	44.5	8.5	15.9	1,800
25	SCOM25	51.1	45.2	8.9	15.9	1,800
26	SCOM26	53.1	45.2	9.2	15.9	1,800
27	SCOM27	53.1	44.5	9.2	15.9	2,000
28	SCOM28	53.1	43.6	9.2	15.9	2,100
30	SCOM30	59.7	44.5	9.9	15.9	2,200
32	SCOM32	62.7	50.0	10.3	15.9	2,300
34	SCOM34	62.7	51.6	10.3	15.9	2,400
35	SCOM35	69.1	50.8	11.0	15.9	2,500
36	SCOM36	69.1	50.0	11.0	15.9	2,600
38	SCOM38	75.4	50.8	11.8	15.9	2,900
40	SCOM40	75.4	51.6	11.8	15.9	3,000
41	SCOM41	81.8	50.8	12.5	15.9	3,400
42	SCOM42	81.8	50.0	12.5	15.9	3,400
46	SCOM46	91.2	51.2	13.5	15.9	4,100
50	SCOM50A	100.8	53.8	14.6	16.1	—



SCOM32

Adjustable, inches/mm

ADCF8 3/8" Drive Metric 0–29 mm Adjustable Crowfoot Wrench

- Metric and SAE scales
- Opening range from 0–1.14" (0–29 mm)
- Lateral side nut is designed to work on difficult-to-access fasteners and minimizes dirt accumulation



ADCF8

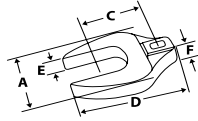


WARNING



- Use only moderate force on crowfoot and flare nut wrenches
- Read safety precautions on pages W1 to W4

1/2" DRIVE CROWFOOT WRENCHES



314SC0A

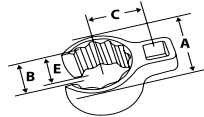
Open End, inches

Set Contains:
314SC0A

		A	C	E	F	Maximum Recommended Working Torque, in-lb	
15/16	SC030	1-27/32	1-15/32	11/32	5/8	1,800	
1	SC032	1-31/32	1-11/16	23/64	5/8	1,900	
1-1/16	SC034	2-3/32	1-3/4	3/8	5/8	2,000	•
1-1/8	SC036	2-7/32	1-3/4	3/8	5/8	2,100	•
1-3/16	SC038	2-11/32	1-3/4	13/32	5/8	2,200	•
1-1/4	SC040	2-15/32	2	13/32	5/8	2,300	•
1-5/16	SC042	2-19/32	2	7/16	5/8	2,400	•
1-3/8	SC044	2-23/32	2	7/16	5/8	2,500	•
1-7/16	SC046	2-27/32	2	7/16	5/8	2,600	•
1-1/2	SC048	2-31/32	2	15/32	5/8	2,900	•
1-9/16	SC050	2-31/32	1-31/32	15/32	5/8	3,000	
1-5/8	SC052	3-7/32	1-31/32	1/2	5/8	3,400	•
1-11/16	SC054	3-11/32	2-3/16	1/2	5/8	3,700	•
1-3/4	SC056	3-15/32	2-3/16	17/32	5/8	3,900	•
1-13/16	SC058	3-19/32	2-3/16	17/32	5/8	4,100	•
1-7/8	SC060	3-23/32	2-3/16	9/16	5/8	4,300	•
2	SC064	3-31/32	2-7/32	9/16	5/8	5,000	•
2-1/8	SC068	3-31/32	2-7/32	37/64	5/8	5,000	
2-1/4	SC072	3-31/32	2-13/32	37/64	5/8	5,000	
2-3/8	SC076	4-3/8	2-31/64	19/32	5/8	5,000	
2-7/16	SC078	4-3/8	2-7/16	19/32	5/8	5,000	
2-1/2	SC080	4-3/8	2-13/32	19/32	5/8	5,000	

ASME® B107.21

Set includes storage tray.



315AN

Flank Drive® Flare Nut/Deep, 12-Point, inches

Set Contains:
315AN

		A	B	C	E	Maximum Recommended Working Torque, in-lb	
1-1/8	AN850818B	1-5/8	27/32	1-5/32	7/8	825	•
1-3/16	AN850819B	1-11/16	29/32	1-3/16	7/8	825	•
1-1/4	AN850820B	1-25/32	15/16	1-7/32	7/8	825	•
1-5/16	AN850821B	1-27/32	31/32	1-1/4	7/8	900	•
1-3/8	AN850822B	1-15/16	1-1/16	1-5/16	15/16	900	•
1-7/16	AN850823B	2	1-1/16	1-11/32	15/16	900	•
1-1/2	AN850824B	2-3/32	1-1/8	1-3/8	15/16	900	•
1-9/16	AN850825B	2-5/32	1-5/32	1-13/32	15/16	900	•
1-5/8	AN850826B	2-7/32	1-7/32	1-7/16	15/16	1,100	•
1-11/16	AN850827B	2-5/16	1-5/16	1-1/2	1-1/32	1,100	•
1-3/4	AN850828B	2-3/8	1-5/16	1-9/16	1-1/32	1,150	•
1-13/16	AN850829B	2-15/32	1-11/32	1-19/32	1-1/32	1,200	•
1-7/8	AN850830B	2-9/16	1-3/8	1-21/32	1-1/16	1,200	•
1-15/16	AN850831B	2-5/8	1-7/16	1-11/16	1-1/16	1,200	•
2	AN850832B	2-23/32	1-9/16	1-23/32	1-1/16	1,400	•
2-1/8	AN850834B	2-7/8	1-9/16	1-13/16	1-1/8	1,450	
2-3/16	AN850835B	2-15/16	1-21/32	1-27/32	1-1/8	1,500	
2-1/4	AN850836B	3-1/32	1-11/16	1-7/8	1-1/8	1,500	
2-3/8	AN850838B	3-3/16	1-13/16	1-31/32	1-3/16	1,600	
2-7/16	AN850839B	3-1/4	1-13/16	2	1-3/16	1,650	
2-9/16	AN850841B	3-7/16	1-29/32	2-3/32	1-9/32	1,750	
2-5/8	AN850842B	3-1/2	2-1/16	2-1/8	1-9/32	1,800	
2-11/16	AN850843B	3-19/32	2-1/16	2-5/32	1-9/32	1,800	
2-3/4	AN850844B	3-21/32	2-1/16	2-7/32	1-9/32	1,850	
3-1/8	AN850850B	4-1/8	2-5/16	2-7/16	1-5/16	2,000	





ASME® B107.21

Flank Drive® Straight Striking, 12-Point, inches/mm

Set Contains:

DX634



			A	B	C	
1-3/16	30	DX138A	7/8	2-3/32	7-35/64	•
1-1/4	32	DX140A	7/8	2-3/32	7-35/64	•
1-5/16	33	DX142A	7/8	2-3/32	7-35/64	•
1-3/8	35	DX144A	61/64	2-17/64	7-41/64	•
1-7/16	36	DX146A	61/64	2-17/64	7-41/64	•
1-1/2	38	DX148A	61/64	1-17/64	7-41/64	•
1-5/8	41	DX152A	1-9/64	2-5/8	7-53/64	•
1-11/16	43	DX154A	1-9/64	2-5/8	7-53/64	•
1-3/4	44	DX156A	1-7/32	2-13/16	7-29/32	•
1-13/16	46	DX158A	1-7/32	2-13/16	7-29/32	•
1-7/8	47	DX160A	1-7/32	2-13/16	7-29/32	•
—	50	DXM50	1-13/32	3-11/64	11-19/32	•
2	51	DX164A	1-13/32	3-11/64	11-19/32	•
2-1/16	52	DX166A	1-13/32	3-11/64	11-19/32	•
2-3/16	55	DX170A	1-17/32	3-29/64	11-47/64	•
2-1/4	57	DX172A	1-17/32	3-29/64	11-47/64	•
2-3/8	60	DX176A	1-21/32	3-23/32	11-55/64	•
2-7/16	62	DX178A	1-21/32	3-23/32	11-55/64	•
2-1/2	63	DX180A	1-21/32	3-23/32	11-55/64	•
2-9/16	65	DX182A	1-51/64	3-63/64	13	•
2-5/8	67	DX184A	1-51/64	3-63/64	13	•
2-3/4	70	DX188A	1-59/64	4-17/64	14-17/64	•
2-13/16	71	DX190A	1-59/64	4-17/64	14-17/64	•
2-15/16	75	DX194A	2-3/64	4-17/32	14-13/32	•
3	76	DX196A	2-3/64	4-17/32	14-13/32	•
3-1/8	79	DX1100A	2-17/64	4-29/32	17-37/64	•
3-3/8	85	DX1108A	2-17/64	4-29/32	17-37/64	•
3-1/2	89	DX1112A	2-29/64	5-19/64	17-51/64	•
3-3/4	95	DX1120A	2-21/32	5-17/32	17-51/64	•
3-7/8	98	DX1124A	2-21/32	5-17/32	17-57/64	•
4-1/8	105	DX1132A	2-59/64	6-1/32	18-9/64	•
4-1/4	108	DX1136A	2-59/64	6-1/32	18-9/64	•
4-1/2	114	DX1144A	3-5/32	6-25/32	20-1/64	•
4-5/8	117	DX1148A	3-5/32	6-25/32	20-1/64	•



DX158A

ASME® B107.100

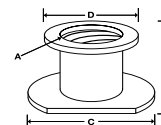
Slugging Wrench Retainers

Set Contains:

HTX100P

Stock No.	Description	A	B	C	D	
HTX24	Slugging Wrench Retainer	3/8	1-29/32	1-15/16	1-3/4	•
HTX28	Slugging Wrench Retainer	7/8	2	2-3/16	1-29/32	•
HTX32	Slugging Wrench Retainer	1	2-1/8	2-1/2	2-1/32	•
HTX36	Slugging Wrench Retainer	1-1/8	2-1/4	2-1/2	2-5/32	•
HTX40	Slugging Wrench Retainer	1-1/4	2-3/8	2-7/8	2-9/32	•
HTX44	Slugging Wrench Retainer	1-3/8	2-15/32	3-1/8	2-3/8	•
HTX48	Slugging Wrench Retainer	1-1/2	2-5/8	3-1/8	2-1/2	•
HTX52	Slugging Wrench Retainer	1-5/8	2-3/4	3-5/8	2-21/32	•
HTX56	Slugging Wrench Retainer	1-3/4	2-7/8	3-7/8	2-3/4	•
HTX60	Slugging Wrench Retainer	1-7/8	3	4-1/2	2-7/8	•

Set includes storage case.



HTX100P



HTX52



WARNING



- Use only moderate force on crowfoot and flare nut wrenches
- Read safety precautions on pages W1 to W4

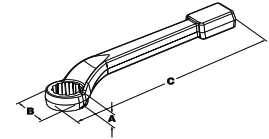
HEAVY-DUTY STRIKING WRENCHES



HX400B







HX1000A



Flank Drive® Offset Handle Sledge Hammer, 12-Point, inches/mm

Set Contains: **HX635**

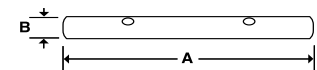
			A	B	C	
1-1/16	27	HX340A	11/16	1-5/8	10	•
1-1/8	—	HX360A	3/4	1-15/16	11	•
1-3/16	30	HX380A	3/4	1-15/16	11	•
1-1/4	32	HX400B	3/4	1-15/16	11	•
1-5/16	33	HX420A	3/4	1-15/16	11	•
1-3/8	35	HX440A	7/8	2-1/8	11-1/2	•
1-7/16	36	HX460A	7/8	2-1/8	11-1/2	•
1-1/2	38	HX480A	1	2-7/16	12	•
1-5/8	41	HX520A	1	2-7/16	12	•
1-11/16	43	HX540A	1-1/8	2-5/8	12-1/2	•
1-3/4	44	HX560A	1-1/8	2-5/8	12-1/2	•
1-13/16	46	HX580A	1-1/8	2-5/8	12-1/2	•
1-7/8	47	HX600A	1-1/4	2-7/8	13	•
1-15/16	49	HX620A	1-1/2	2-7/8	13	•
—	50	HXM50	1-1/4	2-7/8	13	•
2	51	HX640A	1-1/4	2-7/8	13	•
2-1/8	—	HX680A	1-3/8	3-1/4	13-9/16	•
2-3/16	55	HX700A	1-3/8	3-1/4	13-9/16	•
2-1/4	57	HX720A	1-3/8	3-1/4	13-9/16	•
2-5/16	59	HX740A	1-3/8	3-1/4	13-9/16	•
2-3/8	60	HX760A	1-1/2	3-5/8	14-1/8	•
2-1/2	64	HX800A	1-1/2	3-5/8	14-1/8	•
2-9/16	65	HX820A	1-1/2	3-5/8	14-1/8	•
2-5/8	67	HX840A	1-5/8	3-15/16	15	•
2-3/4	70	HX880A	1-5/8	3-15/16	15	•
2-7/8	73	HX920A	1-3/4	4-7/16	16	•
2-15/16	75	HX940A	1-3/4	4-7/16	16	•
3	76	HX960A	1-3/4	4-7/16	16	•
3-1/8	80	HX1000A	1-3/4	4-7/16	16	•
3-3/8	85	HX1080A	2	6-1/4	18-1/4	•
3-1/2	89	HX1120A	2	6-1/4	18-1/4	•
3-3/4	95	HX1200A	2	6-1/4	18-1/4	•
3-7/8	98	HX1240A	2	6-1/4	18-1/4	•
4-1/8	105	HX1320A	2	6-1/4	18-1/4	•
4-1/4	108	HX1360A	2	6-1/4	18-1/4	•

Set includes storage case.

HEAVY-DUTY TUBULAR WRENCHES



13B





Tubular Handles

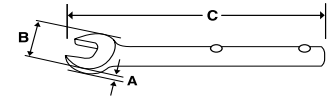
Stock No.	A	B	Size, inches
13B	13-1/2	7/8	13
24B	24	7/8	24
36B	36	1-9/64	36

HEAVY-DUTY TUBULAR WRENCHES




Open-End Tubular, inches/mm

		Stock No.	A	B	C	Fits Handle No.
7/8	—	OE128C	1/2	1-15/16	10-1/2	13B or 24B
15/16	—	OE130C	1/2	1-15/16	10-1/2	13B or 24B
1	—	OE132C	9/16	2-5/16	11-5/16	13B or 24B
1-1/16	27	OE134C	9/16	2-5/16	11-5/16	13B or 24B
1-1/8	—	OE136C	9/16	2-5/16	11-1/4	13B or 24B
1-1/4	32	OE140C	5/8	2-3/4	12-5/16	13B or 24B
1-5/16	33	OE142C	5/8	2-3/4	12-5/16	13B or 24B
1-3/8	35	OE144C	5/8	2-3/4	12-1/4	13B or 24B
1-7/16	36	OE146C	11/16	3-1/8	13-1/4	13B or 24B
1-1/2	38	OE148C	11/16	3-1/8	13-5/16	13B or 24B

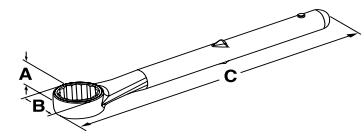
ASME® B107.100




Flank Drive® Straight Box, inches/mm

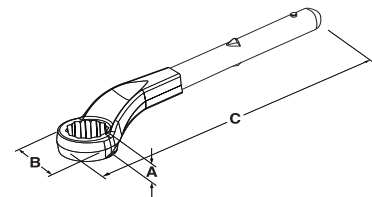
			A	B	C	Fits Handle No.
3/4	—	XH124C	1/2	1-1/4	10-13/16	13B or 24B
13/16	—	XH126C	1/2	1-1/4	10-13/16	13B or 24B
7/8	—	XH128C	5/8	1-7/16	10-15/16	13B or 24B
15/16	—	XH130C	5/8	1-7/16	10-15/16	13B or 24B
1	—	XH132C	11/16	1-9/16	11	13B or 24B
1-1/16	27	XH134C	11/16	1-9/16	11	13B or 24B
1-1/8	—	XH136C	11/16	1-11/16	11-1/8	13B or 24B
1-1/4	32	XH140C	3/4	1-15/16	13-1/2	13B or 24B
1-5/16	33	XH142C	3/4	1-15/16	13-1/2	13B or 24B
1-7/16	36	XH146C	7/8	2-3/16	13-5/8	13B or 24B
1-1/2	38	XH148C	7/8	2-3/16	13-3/4	13B or 24B
1-5/8	41	XH152C	15/16	2-3/8	13-3/4	13B or 24B
3-1/8	79	XH1100C	1-3/4	4-15/16	14-7/8	36B

ASME® B107.100



Flank Drive® Offset Box, inches

Size, inches		A	B	C	Fits Handle No.
1-1/16	X340B	5/8	1-21/32	10-1/2	24B
1-1/8	X360B	47/64	1-29/32	10-45/64	24B
1-1/4	X400C	47/64	1-29/32	10-45/64	24B
1-5/16	X420B	13/16	2	10-51/64	24B
1-3/8	X440B	7/8	2-5/64	10-51/64	24B
1-7/16	X460B	7/8	2-11/64	10-51/64	24B
1-1/2	X480B	15/16	2-1/4	10-29/32	24B
1-9/16	X500B	15/16	2-21/64	10-29/32	24B
1-5/8	X520B	1	2-27/64	11	24B
1-11/16	X540B	1-1/16	2-39/64	13-19/64	36B
1-3/4	X560B	1-1/16	2-39/64	13-19/64	36B
1-13/16	X580B	1-1/8	2-3/4	13-13/32	36B
1-7/8	X600B	1-1/8	2-3/4	13-13/32	36B
2	X640B	1-1/4	2-31/32	13-1/2	36B
2-1/16	X660B	1-1/4	2-31/32	13-1/2	36B
2-3/16	X700B	1-5/16	3-15/64	13-39/64	36B
2-1/4	X720B	1-5/16	3-15/64	13-39/64	36B
2-3/8	X760B	1-3/8	3-13/32	13-45/64	36B
2-9/16	X820B	1-1/2	3-21/32	13-51/64	36B
2-5/8	X840B	1-1/2	3-3/4	13-29/32	36B
2-3/4	X880B	1-5/8	3-15/16	14	36B
2-15/16	X940B	1-11/16	4-5/32	14-7/64	36B
3-1/8	X1000B	1-3/4	4-13/32	14-13/64	36B



• Read safety precautions on pages W1 to W4

COMBINATION T- AND L-SHAPED WRENCHES

- Ergonomic soft grip handle provides comfort during repetitive tasks
- Deliver superior turning power
- Allow maximum pressure to be applied when loosening difficult fasteners with both “T” and “L” applications
- Blades are constructed from high-strength steel and hardened for durability

- Blade tips are black oxide coated to prevent chipping and to help maintain a secure fastener engagement
- Short blade provides maximum torque for tight quarters
- Long blade promotes quick fastener turning in difficult-to-access situations
- Hole in the handle for hanging tool or attaching a tether
- Color-coded handles identify metric and inch sizes at a glance



AWSGM800



AWBSGM800

Hex/Soft Grip Handle, mm

Set Contains:

AWSGM800

mm	Blue Handle	T-Length, mm	Length, mm	
2	AWSGM2	95	152	•
2.5	AWSGM2.5A	95	152	•
3	AWSGM3A	98	152	•
4	AWSGM4A	98	187	•
5	AWSGM5A	117	187	•
6	AWSGM6	117	246	•
8	AWSGM8A	117	246	•
10	AWSGM10A	124	248	•

Set includes storage tray.

Ball Hex/Soft Grip Handle, mm

Set Contains:

AWBSGM800

mm	Blue Handle	T-Length, mm	Length, mm	
2	AWBSGM2	95	152	•
2.5	AWBSGM25	95	152	•
3	AWBSGM3	98	152	•
4	AWBSGM4	98	187	•
5	AWBSGM5A	117	187	•
6	AWBSGM6	117	246	•
8	AWBSGM8	117	246	•
10	AWBSGM10	124	248	•

Set includes storage tray.



AWSG800



AWBSG800

Hex/Soft Grip Handle, inches

Set Contains:

AWSG800

	Red Handle	T-Length, inches	Length, inches	
3/32	AWSG06A	3-7/8	6	•
7/64	AWSG07	3-7/8	6	•
1/8	AWSG08	3-7/8	6	•
9/64	AWSG09	3-7/8	6	•
5/32	AWSG10	3-7/8	7-3/8	•
3/16	AWSG12A	4-3/4	7-3/4	•
7/32	AWSG14	4-3/4	7-3/4	•
1/4	AWSG16A	4-3/4	9-5/8	•
5/16	AWSG20A	4-3/4	9-5/8	
3/8	AWSG24A	4-3/4	9-5/8	

Set includes storage tray.

Ball Hex/Soft Grip Handle, inches

Set Contains:

AWBSG800

	Red Handle	T-Length, inches	Length, inches	
3/32	AWBSG06A	3-7/8	6	•
7/64	AWBSG07	3-7/8	6	•
1/8	AWBSG08	3-7/8	6	•
9/64	AWBSG09	3-7/8	6	•
5/32	AWBSG10	3-7/8	7-3/8	•
3/16	AWBSG12	4-3/4	7-3/4	•
7/32	AWBSG14	4-3/4	7-3/4	•
1/4	AWBSG16	4-3/4	9-5/8	•
5/16	AWBSG20	4-3/4	9-5/8	
3/8	AWBSG24A	4-3/4	9-5/8	

Set includes storage tray.

COMBINATION T- AND L-SHAPED WRENCHES

★ TORX®/Soft Grip Handle

Set Contains:

AWSGT800

#	Green Handle	Length, inches	T-Length, inches	
T6	AWSGT6	6	3-7/8	
T7	AWSGT7	6	3-7/8	
T8	AWSGT8A	6	3-7/8	
T9	AWSGT9A	6	3-7/8	
T10	AWSGT10A	6	3-7/8	•
T15	AWSGT15	7-3/8	3-7/8	•
T20	AWSGT20A	7-3/8	3-7/8	•
T25	AWSGT25	7-5/8	4-3/4	•
T27	AWSGT27	7-5/8	4-3/4	•
T30	AWSGT30	9-5/8	4-3/4	•
T40	AWSGT40	9-5/8	4-3/4	•
T45	AWSGT45	9-3/4	4-3/4	•
T50	AWSGT50	9-3/4	4-3/4	

Set includes storage tray.



AWSGT800

⚙ TORX Plus®/Special Application

Size	Green Handle	T-Length, inches	Length, inches
T20	AWSGTRP20	3-7/8	10-1/2
T25	AWSGTRP25	4-3/4	10-1/2



AWSGTRP20

⚙ TORX®/Tamper-Proof

Set Contains:

AWSGTP800

#	Stock No.	
T6	AWSGTP6	
T7	AWSGTP7	
T8	AWSGTP8	
T9	AWSGTP9	
T10	AWSGTP10	•
T15	AWSGTP15	•
T20	AWSGTP20	•
T25	AWSGTP25	•
T27	AWSGTP27	•
T30	AWSGTP30	•
T40	AWSGTP40	•
T45	AWSGTP45	•
T50	AWSGTP50	

Set includes storage tray.



AWSGTP10



AWSGTP800




• Plastic handle does not protect against electric shock
• Read safety precautions on pages W1 to W4

T-SHAPE



AWMCG1600B



GAW1900A



AWCG1600B

Hex/T-Handle, mm

AWMCG1600B
Set Contains:

mm	Blue Handle 152 mm Length	
2.5	AWMCG16025B	•
2	AWMCG1602B	•
3	AWMCG1603B	•
4	AWMCG1604B	•
5	AWMCG1605B	•
6	AWMCG1606B	•
8	AWMCG1608B	•
10	AWMCG1610B	•

Hex/T-Handle, inches

GAW1900A
AWCG1600B
Set Contains:

	Standard Handle 9" Length	Red Handle 6" Length		
3/32	GAW1906	AWCG1606B	•	•
7/64	GAW1907	AWCG1607B	•	•
1/8	GAW1908	AWCG1608B	•	•
9/64	GAW1909	AWCG1609B	•	•
5/32	GAW1910	AWCG1610B	•	•
3/16	GAW1912	AWCG1612B	•	•
7/32	GAW1914	AWCG1614B	•	•
1/4	GAW1916	AWCG1616B	•	•
5/16	GAW1920	AWCG1620B	•	
3/8	GAW1924	AWCG1624B	•	



AWBMCG1600



AWBCG1600



AWCGT500

Ball Hex/T-Handle, mm

AWBMCG1600
Set Contains:

mm	Blue Handle 228 mm Length	
2	AWBMCG1602	•
2.5	AWBMCG16025	•
3	AWBMCG1603	•
4	AWBMCG1604	•
5	AWBMCG1605	•
6	AWBMCG1606	•
8	AWBMCG1608	•
10	AWBMCG1610	•

Set includes storage tray.

Ball Hex/T-Handle, inches

AWBCG1600
Set Contains:

	Red Handle 9" Length	
3/32	AWBCG1606	•
7/64	AWBCG1607	•
1/8	AWBCG1608	•
9/64	AWBCG1609	•
5/32	AWBCG1610	•
3/16	AWBCG1612	•
7/32	AWBCG1614	•
1/4	AWBCG1616	•
5/16	AWBCG1620	
3/8	AWBCG1624	

TORX®/T-Handle

AWCGT500
Set Contains:


#	Green Handle 6" Length	
T7	AWCGT7	
T8	AWCGT8	•
T10	AWCGT10	•
T15	AWCGT15	•
T20	AWCGT20	•
T25	AWCGT25	•
T27	AWCGT27	
T30	AWCGT30	
T40	AWCGT40	
T45	AWCGT45	

Wrench Stands

AWSTAND Storage Stand for L-Shaped/T-Shaped Wrenches

- Mounting holes on top and bottom of stand provide many mounting locations
- Another AWSTAND can be added for increased storage options
- Stands can mount to a Slots-N-Dots™ Plus personal workcenter or lie flat on top of tool box
- Stand holds the following wrench styles:
 - L- or T-shaped SAE hex 1/16–3/8" (excludes AWSG and AWBSBG series)
 - L- or T-shaped metric hex 2–10 mm (excludes AWSGM and AWBSBGM series)
 - L- or T-shaped TORX® T6 T50 (excludes AWSGT and AWSGTPT series)
- Metric or TORX® on one stand
- SAE and metric on one stand
- Metric and SAE ball wrenches

Tools not included with stand.




AWSTAND

FOLDING SETS

Hex, mm

mm	AWMEF7K	AWMEF8K	AWMEF6K
	A	A	A
1.5	45.7	—	—
2	50.8	50.8	—
2.5	55.9	55.9	—
3	61.0	61.0	83.8
4	66.0	66.0	88.9
5	78.7	78.7	96.5
6	83.8	96.5	101.6
7	—	106.7	—
8	—	121.9	121.9
10	—	—	129.5



AWMEF10K 10 pc Metric Folding Hex Key Set



Hex, inches

	AWEF6K		AWEF9K
	A		A
5/32	2.7	0.05	1.8
3/16	3.3	1/16	1.9
7/32	3.5	5/64	2.0
1/4	3.7	3/32	2.1
5/16	4.8	7/64	2.3
3/8	5.1	1/8	2.4
		9/64	2.6
		5/32	2.7
		3/16	2.9

TORX®

#	AWTEF8K
	A
T8	2.4
T10	2.7
T15	3.0
T20	3.2
T25	3.4
T27	3.5
T30	3.7
T40	3.9

Ball Hex, inches

	AWEFBH9K
	A
5/64	2.0
3/32	2.1
7/64	2.3
1/8	2.4
9/64	2.6
5/32	2.7
3/16	2.9
7/32	3.5
1/4	3.7

AWEF11K 11 pc SAE Folding Hex Key Set

AWTEF11K 11 pc TORX® Folding Hex Key Set

AWEFBH11K 11 pc SAE Folding Hex Ball Key Set

AWCPEF16K 16 pc Metric/SAE Folding Combination Hex Key Set

- Set includes (16 pc) AWEF9K hex set (.050–3/16") and AWMEF7K metric hex set (1.5–6 mm)

AWMEFB10K 10 pc Metric Folding Hex Ball Key Set



- Plastic handle does not protect against electric shock
- Read safety precautions on pages W1 to W4

FOLDING SETS



AWHD8K



AWEF6M6K



AWTEFBH11K

Combination Folding Key Sets

AWHD8K 8 pc TORX®/Hex Folding Key Set

- Includes two TORX® sizes (T27, T40) and six hex sizes (5/32", 3/16", 7/32", 1/4", 5/16" and 3/8")
- Fits a wide range of Harley-Davidson® motorcycles

AWEF6M6K 12 pc Metric/SAE Folding Hex Key Set

- Includes (12) folding hex keys (SAE 5/64, 3/32, 7/64, 1/8, 9/64 and 5/32") (metric 1.5, 2, 2.5, 3, 4 and 5 mm)
- Turn-and-flip feature eliminates the need for constant removal of the tool to reposition it in the screw head when working next to obstructions
- 90° stops turn the tool into a speed wrench
- Hex sizes molded into the storage case for easy identification of each hex
- Flutes in storage case allow for easy selection
- Access the blades from the top or bottom, eliminating the need to unstack the blades
- High-torque steel is 20% stronger and has twice the wear resistance of standard grades of steel
- Handle is 40% stronger than steel cases
- Corrosion-resistant finish is five times more resistant than the competition

TORX® Ball Hex

AWTEFBH11K 11 pc TORX® Folding Ball Hex Key Set

- New tri-fold design allows for up to five additional keys in the set, without increased size of housing
- Impact-modified nylon housing is designed to minimize the loss of torque transfer to hex keys and help prevent damage if dropped
- Black-oxide finish for corrosion protection
- Ball-end allows fasteners to be turned continuously without removing the key to reposition
- Includes (11) folding hex keys (T8–T50)

AWTEFTP11K 11 pc TORX® Tamper-Proof Folding Key Set

L-SHAPED



AWBPH13



AWBS13



AWBXL13



BHS13A



BHS7A



DBHS13

Ball Hex Key Sets

Ball hex allows up to 25° angle entry. Made from high strength steel.

AWBPH13 13 pc SAE L-Shaped Ball Hex Wrench Set

- Screw-holding tip holds fastener to tool for delicate installations
- Includes 0.05, 1/16, 5/64, 3/32, 7/64, 1/8, 9/64, 5/32, 3/16, 7/32, 1/4, 5/16 and 3/8" sizes
- Includes plastic index

AWBS13 13 pc SAE L-Shaped Stubby Ball Hex Wrench Set

- Stubby length for access to tight quarters
- Includes: 0.05, 1/16, 5/64, 3/32, 7/64, 1/8, 9/64, 5/32, 3/16, 7/32, 1/4, 5/16 and 3/8" sizes
- Includes plastic index

AWBXL13 13 pc SAE L-Shaped Extra-Long Ball Hex Wrench Set

- Includes: 0.05, 1/16, 5/64, 3/32, 7/64, 1/8, 9/64, 5/32, 3/16, 7/32, 1/4, 5/16 and 3/8" sizes
- Includes plastic index

BHS13A 13 pc SAE L-Shaped Ball Hex Wrench Set

- Includes: 0.05, 1/16, 5/64, 3/32, 7/64, 1/8, 9/64, 5/32, 3/16, 7/32, 1/4, 5/16, and 3/8" sizes
- Includes plastic index

BHS7A 7 pc SAE L-Shaped Ball Hex Wrench Set

- Includes 5/64, 3/32, 7/64, 1/8, 9/64, 5/32 and 3/16" sizes
- Includes plastic index

DBHS13 13 pc SAE L-Shaped Double Ball Hex Wrench Set

- 100° angle bend allows for access to fasteners a 90° stubby key cannot reach
- 100° angle provides a ±10° range of motion, or full 20°, creating clearance to help prevent "knuckle-busting"
- Ball hex on short-arm has a thicker "neck" than traditional ball hex designs, providing up to 50% more torque on the long arm
- Long arm utilizes an XL-pattern to access fasteners in deep recesses, with standard ball-hex tip
- Includes: 0.05, 1/16, 5/64, 3/32, 7/64, 1/8, 9/64, 5/32, 3/16, 7/32, 1/4, 5/16, 3/8" sizes
- Includes plastic index

AWBXML9 9 pc Metric Extra-Long L-Shaped Ball Hex Wrench Set

- Includes 1.5, 2, 2.5, 3, 4, 5, 6, 8 and 10 mm sizes
- Includes plastic index

AWMBPH9 9 pc Metric L-Shaped Ball Hex Wrench Set

- Screw-holding tip holds fastener to tool for delicate installations
- Includes 1.5, 2, 2.5, 3, 4, 5, 6, 8 and 10 mm sizes
- Includes plastic index

AWMBS9 9 pc Metric Stubby L-Shaped Ball Hex Wrench Set

- Stubby length for access in tight quarters
- Includes: 1.5, 2, 2.5, 3, 4, 5, 6, 8 and 10 mm sizes
- Includes plastic index

BHM9A 9 pc Metric L-Shaped Ball Hex Wrench Set

- Includes 1.5, 2, 2.5, 3, 4, 5, 6, 8 and 10 mm sizes
- Includes plastic index

DBHM9 9 pc Metric L-Shaped Double Ball Wrench Set

- 100° angle bend allows for access to fasteners a 90° stubby key cannot reach
- Ball hex on short-arm has a thicker “neck” than traditional ball hex designs, providing up to 50% more torque on the long arm
- Includes 1.5, 2, 2.5, 3, 4, 5, 6, 8 and 10 mm sizes
- Includes plastic index



AWBXML9



AWMBPH9



AWMBS9



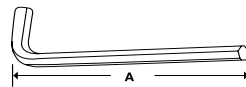
BHM9A



DBHM9



AWM110DHK



AW1013DK

Hex, mm, Zinc

Set Contains:

AWM140DK*
AWM110DK*
AWM110DHK**

	Stock No.	mm	A		
Standard Length	AWM2D	2	47.7	•	•
	AWM2-1/2D	2.5	52.0	•	•
	AWM3D	3	58.6	•	•
	AWM4D	4	65.6	•	•
	AWM5D	5	75.6	•	•
	AWM6D	6	82.2	•	•
	AWM7D	7	92.4	•	•
	AWM8D	8	99.2	•	•
	AWM9D	9	105.1	•	•
	AWM10D	10	111.4	•	•
	AWM12D	12	139.3	•	•
	AWM14D	14	138.8	•	
	AWM17D	17	167.2	•	
AWM19D	19	193.6	•		
Long	AWML1.5D	1.5	77.7		
	AWML2D	2	83.0		
	AWML2.5D	2.5	89.8		
	AWML3D	3	100.0		
	AWML4D	4	107.0		
	AWML5D	5	118.5		
	AWML6D	6	141.0		
	AWML8D	8	161.5		
	AWML10D	10	172.0		
	AWML12D	12	193.6		

*Set includes C1209 storage bag.
**Set includes metal index.

Hex, inches, Zinc

Set Contains:

AW1020DK*
AW1015DK*
AW1013DK*
AW1015DHK**

Stock No.		A			
AW028D	0.028	1-1/4	•	•	•
AW035D	0.035	1-5/16	•	•	•
AW050D	0.050	1-3/4	•	•	•
AW2D	1/16	1-3/4	•	•	•
AW2-1/2D	5/64	1-7/8	•	•	•
AW3D	3/32	2	•	•	•
AW3-1/2D	7/64	2-1/8	•	•	•
AW4D	1/8	2-1/4	•	•	•
AW4-1/2D	9/64	2-3/8	•	•	•
AW5D	5/32	2-1/2	•	•	•
AW6D	3/16	2-3/4	•	•	•
AW7D	7/32	3	•	•	•
AW8D	1/4	3-1/4	•	•	•
AW10D	5/16	3-3/4	•	•	•
AW12D	3/8	4-1/4	•	•	•
AW14D	7/16	4-3/4	•		
AW16D	1/2	5-1/4	•		
AW18D	9/16	5-3/4	•		
AW20D	5/8	6-1/4	•		
AW24D	3/4	7-1/4	•		

*Set includes C1209 storage bag.
**Set includes metal index.



- Do not use “cheater bars” on handles
- Read safety precautions on pages W1 to W4

L-SHAPED



AWL1010DHK



MS1015KA

Hex/Long, inches, Zinc

AWL1010DK*
AWL1010DK**

Stock No.		A		
AWL3D	3/32	3-1/8	•	•
AWL3-1/2D	7/64	3-1/2	•	•
AWL4D	1/8	3-3/4	•	•
AWL4-1/2D	9/64	4	•	•
AWL5D	5/32	4-1/8	•	•
AWL6D	3/16	4-1/2	•	•
AWL7D	7/32	4-7/8	•	•
AWL8D	1/4	5-1/4	•	•
AWL10D	5/16	6	•	•
AWL12D	3/8	6-3/4	•	•
AWL14D	7/16	7-1/2		
AWL16D	1/2	8-1/4		
AWL18D	9/16	9		
AWL20D	5/8	9-3/4		

*Set includes storage bag.
**Set includes metal index.



AWMG9

Hex, mm, Gold Finish

AWMG9
Set Contains:

Stock No.			
AWMG9-1	1.5	•	•
AWMG9-2	2	•	•
AWMG9-3	2.5	•	•
AWMG9-4	3	•	•
AWMG9-5	4	•	•
AWMG9-6	5	•	•
AWMG9-7	6	•	•
AWMG9-8	8	•	•
AWMG9-9	10	•	•



AWTPH8

TORX®/Screw Holding Tip

AWTPH8
Set Contains:

Stock No.			
AWTPHT9	T9	•	•
AWTPHT10	T10	•	•
AWTPHT15	T15	•	•
AWTPHT20	T20	•	•
AWTPHT25	T25	•	•
AWTPHT27	T27	•	•
AWTPHT30	T30	•	•
AWTPHT40	T40	•	•

Multi-Spline, Industrial

MS1015KA*
Set Contains:

Stock No.	A	B	
MS2A	4	.033	•
MS3A	4	.048	•
MS4A	6	.060	•
MS5A	4	.069	•
MS6A	4	.076	•
MS7A	6	.072	•
MS8A	6	.096	•
MS10A	6	.110	•
MS16A	6	.144	•
MS20A	6	.183	•
MS24A	6	.216	•
MS28A	6	.251	•
MS32A	6	.291	•
MS40A	6	.372	•
MS48A	6	.454	•

*Set includes storage bag.



AWS13

Hex, SAE, Natural Finish

AWS13
Set Contains:

Stock No.			
AWS13-1	1/20	•	•
AWS13-2	1/16	•	•
AWS13-3	5/64	•	•
AWS13-4	3/32	•	•
AWS13-5	7/64	•	•
AWS13-6	1/8	•	•
AWS13-7	9/64	•	•
AWS13-8	5/32	•	•
AWS13-9	3/16	•	•
AWS13-10	7/32	•	•
AWS13-11	1/4	•	•
AWS13-12	5/16	•	•
AWS13-13	3/8	•	•



AWTR8

TORX®/Tamper-Resistant

AWTR8
Set Contains:

Stock No.			
AWTR8-1	TR9	•	•
AWTR8-2	TR10	•	•
AWTR8-3	TR15	•	•
AWTR8-4	TR20	•	•
AWTR8-5	TR25	•	•
AWTR8-6	TR27	•	•
AWTR8-7	TR30	•	•
AWTR8-8	TR40	•	•



AWMXL10

Hex/Extra-Long, mm

Set Contains:

Stock No.	mm	A	B	
AWMXL10-1.5	1.5	91.5	15	•
AWMXL10-2	2	102	17.5	•
AWMXL10-2.5	2.5	114.5	20	•
AWMXL10-3	3	129	22	•
AWMXL10-4	4	146	26	•
AWMXL10-5	5	165	32	•
AWMXL10-6	6	132	32.5	•
AWMXL10-7	7	160	37	•
AWMXL10-8	8	203	43	•
AWMXL10-10	10	223	49	•



AWT100KA

TORX®

Set Contains:

Stock No.	#	A	B	
AWT8A	T8	.137	1-7/8	
AWT9A	T9	.148	1-7/8	
AWT10A	T10	.162	2	•
AWT15A	T15	.194	2-1/8	•
AWT20A	T20	.228	2-1/4	•
AWT25A	T25	.262	2-3/8	•
AWT27A	T27	.295	2-1/2	•
AWT30A	T30	.218	2-3/4	•
AWT40A	T40	.262	3	•
AWT45A	T45	.430	3-5/8	•
AWT50A	T50	.348	3-3/4	•
AWT55A	T55	.442	4-1/4	•



AWTXL8

TORX®/Extra-Long

Set Contains:

Stock No.	Hex Diameter Size (TORX®)	A	B	
AWTXL8-T9	T9	4	0.74	•
AWTXL8-T10	T10	4.25	0.81	•
AWTXL8-T15	T15	4.6	0.88	•
AWTXL8-T20	T20	4.95	0.94	•
AWTXL8-T25	T25	5.61	1.03	•
AWTXL8-T27	T27	6.02	1.18	•
AWTXL8-T30	T30	6.496	1.26	•
AWTXL8-T40	T40	7	1.46	•



DBT7

Double Ball TORX® Key

Set Contains:

Stock No.	#		
DBT10	T10		•
DBT15	T15		•
DBT20	T20		•
DBT25	T25		•
DBT27	T27		•
DBT30	T30		•
DBT40	T40		•



BLPPKM5

Hex Pivot Head, mm (Blue-Point®)

Set Contains:

Stock No.	Description			
BLPPKM5-4	4 mm Metric Pivot Head Wrench (Blue-Point®)	•		
BLPPKM5-5	5 mm Metric Pivot Head Wrench (Blue-Point®)	•		
BLPPKM5-6	6 mm Metric Pivot Head Wrench (Blue-Point®)	•		
BLPPKM5-7	7 mm Metric Pivot Head Wrench (Blue-Point®)	•		
BLPPKM5-8	8 mm Metric Pivot Head Wrench (Blue-Point®)	•		
BLPPKS5-1/4	1/4" SAE Pivot Head Wrench (Blue-Point®)	•		
BLPPKS5-3/16	3/16" SAE Pivot Head Wrench (Blue-Point®)	•		
BLPPKS5-3/8	3/8" SAE Pivot Head Wrench (Blue-Point®)	•		
BLPPKS5-5/16	5/16" SAE Pivot Head Wrench (Blue-Point®)	•		
BLPPKS5-7/32	7/32" SAE Pivot Head Wrench (Blue-Point®)	•		
BLPPKT5-T30	T30 TORX® Pivot Head Wrench (Blue-Point®)			•
BLPPKT5-T40	T40 TORX® Pivot Head Wrench (Blue-Point®)			•
BLPPKT5-T45	T45 TORX® Pivot Head Wrench (Blue-Point®)			•
BLPPKT5-T50	T50 TORX® Pivot Head Wrench (Blue-Point®)			•

Stock No.	Description			
BLPPKT5-T47	T47 Pivot Head Wrench (Blue-Point®)			•

T47 is not a TORX® licensed product.



AWXL13

Hex, Extra-Long, SAE

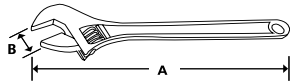
Set Contains:

Stock No.	#	A	B	
AWXL13-050	0.05	3.1	0.58	•
AWXL13-1/16	1/16	3.4	0.63	•
AWXL13-1/4	1/4	6.7	1.4	•
AWXL13-1/8	1/8	4.6	0.88	•
AWXL13-3/16	3/16	5.4	1.1	•
AWXL13-3/32	3/32	4	0.74	•
AWXL13-3/8	3/8	8.2	1.8	•
AWXL13-5/16	5/16	7.4	1.6	•
AWXL13-5/32	5/32	5.3	1	•
AWXL13-5/64	5/64	3.7	0.69	•
AWXL13-7/32	7/32	5.85	1.3	•
AWXL13-7/64	7/64	4.25	0.81	•
AWXL13-9/64	9/64	4.95	0.94	•



- Do not use "cheater bars" on handles
- Read safety precautions on pages W1 to W4

ADJUSTABLE



FADH704B

Flank Drive® Plus Adjustable/Cushion Handle

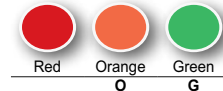
- Flank Drive® Plus provides up to 62% more turning power, allowing for more torque to the handle and reducing fastener wear
- Durable finish provides corrosion resistance
- High-strength alloy steel provides greater wrench strength and longer tool life

Stock No.	A inches (mm)	B inches (mm)	Set Contains:	
FADH6B	6 (152)	3/4 (19)		•
FADH8B	8 (203)	15/16 (24)	•	•
FADH10B	10 (254)	1-1/8 (29)		•
FADH12B	12 (304)	1-5/16 (33)	•	•

ASME® Standard

Sets include storage tray.

Colors Available



ADD SUFFIX TO STOCK NUMBER FOR SPECIAL COLORS



AD704B



AD120A

Adjustable

- Opposing fractional and metric quick sizing scales are provided for convenience
- High-strength alloy steel machined to exacting specs and precision heat treated for strength and durability
- Nickel-chrome finish helps protect against corrosion and speeds clean up

Stock No.	A inches (mm)	B inches (mm)	Set Contains:	
AD6B	6 (155)	25/32 (20)		•
AD8B	8 (205)	1-1/16 (27)	•	•
AD10B	10 (255)	1-3/16 (30)		•
AD12B	12 (305)	1-11/32 (34)	•	•

ASME® B107.100

Sets include storage tray.

AD120A 10" Adjustable Wrench



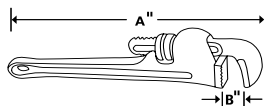
ADHW6A

Wide-Mouth Adjustable/Cushion Handle

- Opens larger than standard adjustable wrench
- Longer jaws and slimline design for greater reach
- Metric and fractional scales for quick observation
- Adjustable moving jaw will not fall out, even when at max opening
- Elastomer handle is soft, insulates against cold and provides a nonslip surface
- ADHW6A opens as wide as an 8" adjustable wrench; ADHW8A opens as wide as a 10" adjustable wrench

Stock No.	A	B
ADHW6A	6 (152)	1-1/4 (32)
ADHW8A	8 (203)	1-1/2 (38)
ADHW10A	10 (254)	1-3/4 (44.5)
ADHW12A	12 (305)	2 (50.8)

ASME® B107.100



PW10C



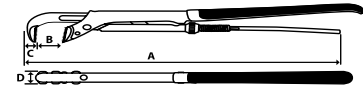
PWA10A

Pipe Wrenches

Stock No. Coated Handle	Stock No. Aluminum Handle	A	B
PW6C	—	6	3/4
PW8C	—	8	1
PW10C	PWA10A	10	1-1/2
PW12C	—	12	2
PW14C	PWA14A	14	2
PW18C	PWA18A	18	2-1/2
PW24C	PWA24A	24	3
PW36C	PWA36A	36	5

Pliers Wrenches

- Inwardly angled teeth (fine teeth at back of jaw, coarse teeth at front of jaw) for a stronger grip
- Quick adjustment of grip width
- Built-in guard against unthreading
- Soft, warm to the touch, high-friction handle surfaces with a strong, stable core



PWZ1

Colors Available



Red Orange Green

Stock No.	A	B	C	D	Weight, lb
PWZ0	8-3/16	1-1/2	5/16	9/16	1
PWZ1	12-5/8	1-3/4	1/2	3/4	1-5/8
PWZ2	17	2-1/2	5/8	13/16	2-1/2
PWZ3	21-1/2	3-1/2	3/4	1	6-3/8
PWZ4*	28-5/8	4-5/8	1-1/2	1-5/16	12
PWZ5*	41-3/4	6-5/16	1-1/2	1-3/8	17

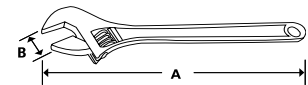
*Only available in Red

ADD SUFFIX TO STOCK NUMBER FOR SPECIAL COLORS

ADJUSTABLE (Blue-Point®)

Standard, Industrial (Blue-Point®)

- Inch and metric scales on fixed jaw indicate wrench opening
- Fixed jaw and handle forged in one piece to ensure maximum strength
- Wrench is balanced to minimize wrist stress
- Hole in the handle end for a tether or hanging



Set Contains:

BLPADJ703

BLPADJ404

Stock No.	A inches (mm)	B inches (mm)		
GAJ4A	4 (108)	1/2 (13)		
GAJ6A	6 (160)	1 (25.4)	•	
GAJ8A	8 (210)	1-1/8 (29)	•	
GAJ10A	10 (260)	1-9/32 (33)	•	
GAJ12A	12 (310)	1-1/2 (38)	•	
GAJ15A	15 (385)	1-19/32 (43)	•	
GAJ18A	18 (450)	2-1/16 (52)	•	
GAJ24A	24 (610)	2-7/16 (62)	•	
GAJS30*	30 (778)	3-11/32 (85)		
GAJS30A	30 (778)	3-11/32 (85)		

*Side-Adjustable nut style provides smoother operation, allows greater jaw opening and offers minimum jaw play ASME® B107.10

Sets include storage tray.



Soft Grip, Industrial (Blue-Point®)

Set Contains:

BLPADJ404SG

Stock No.	A inches (mm)	B inches (mm)	
GAJ6SG	6 (160)	1 (25.4)	•
GAJ8SG	8 (210)	1-1/8 (29)	•
GAJ10SG	10 (260)	1-9/32 (32.8)	•
GAJ12SG	12 (310)	1-1/2 (38)	•

Set includes storage tray.



BLPADJ404SG

Aluminum (for AN fittings)

- Securely tighten expensive AN fittings to reduce the risk of damage in aircraft, marine and industrial applications, as well as for race and show cars
- Machined from aluminum billet to exacting tolerances and made from quality heat-treated aluminum

Stock No.	Overall Length, inches (mm)	Maximum Opening
ANADJ8A	8 (203)	AN #10 (1")



ANADJ8A



- Do not use "cheater bars" on handles
- Plastic handle does not protect against electric shock
- Read safety precautions on pages W1 to W4

SPECIAL APPLICATION



N6893B

Valve Persuader

N6893B 1-1/4" Valve Persuader Wrench

- Persuader end provides extra leverage on valve wheels
- Hooks around valve stems and protrudes through spokes
- 15" long
- Opening is 1-1/4"

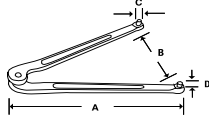


FRW10

Extension Wrench

FRW10 Offset Extension Wrench

- 10" of reach to fastener
- 0° swing arc
- Allows impact and pneumatic wrenches to reach fasteners buried in assemblies
- Allows ratchet to swing free and clear where obstructions limit swing arc closer to the fastener



AFS482C

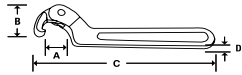
Adjustable Face Pin Spanners

Used for servicing seal and packing nuts on hydraulic cylinders.

6-3/8" Adjustable Face Pin Spanner Wrench

- Used for servicing seal and packing nuts on hydraulic cylinders

Stock No.	A	B	C	D
AFS482C	6-3/8	2	3/16	5/32
AFS483C	8-1/4	3	1/4	3/16
AFS484C	10-3/8	4	5/16	1/4



304AHSKA

Adjustable Hook Spanners

- Service collars, rings and bearings
- Single jaw and roll pin construction with industrial finish
- Assure that jaw hook is properly positioned when in use

C0412 Kit Bag (For 304AHSKA/304APSKA Sets)

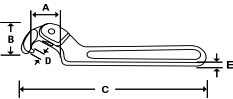
Set Contains:

304AHSKA

Stock No.	A	B	C	D	
AHS300C	3/4-2	1/8	6-3/8	11/32	•
AHS301C	1-1/4-3	5/32	8-1/8	13/32	•
AHS304C	2-4-3/4	3/16	11-3/8	15/32	•
AHS307C	4-1/2-6-1/2	1/4	12-1/8	15/32	•



304APSKA



Adjustable Pin Spanners

- Remove rings, collars and lock nuts
- Assure that jaw hook is properly aligned when in use

C0412 Kit Bag (For 304AHSKA/304APSKA Sets)

Set Contains:

304APSKA

Stock No.	A	B	C	D	E	
APS351C	3/4-2	1/8	6-3/8	1/8	11/32	•
APS357C	1-1/4-3	3/16	8-1/8	3/16	11/32	•
APS363C	2-4-3/4	1/4	11-3/8	1/4	15/32	•
APS366C	4-1/2-6-1/4	1/4	12-1/8	3/8	15/32	•

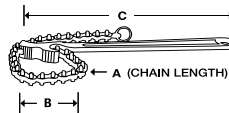
SPECIAL APPLICATION (Blue-Point®)



CW12A



VGP18110



BLPSTWRKT

Chain Wrenches (Blue-Point®)

Stock No.	A	B	C	Replacement Chain
CW12A	16	4	12	CW12A-1
CW15A	19	5	15	CW15A-1
CW24A	23	6	24	CW24A-1

VGP18110 Locking Chain Wrench (Blue-Point®)

- Wraps around and holds irregular shaped objects like oil filters and mufflers
- Chain capacity: up to 6-9/32" (160 mm)
- Handle length: 9-27/32" (250 mm)

VGP181101 Replacement Chain, for VGP18110 (Blue-Point®)

VGP181102 Replacement Chain with cutters, for VGP18110 (Blue-Point®)

Strap Wrenches (Blue-Point®)

- Adjusts to fit any circumference or irregular shape
- Will not scratch or damage surfaces
- Cushioned grip for maximum comfort
- Heavy-duty construction for longer life

BLPSTWR4 4" Strap Wrench (Blue-Point®)

- 4" max diameter

BLPSTWR6 6" Strap Wrench (Blue-Point®)

- 6" max diameter

BLPSTWRKT 2 pc Strap Wrench Set (4-6") (Blue-Point®)

- BLPSTWR4 and BLPSTWR6 (2 pc)

TORQUE

WITH HIGH-STRENGTH ALLOYS, ALUMINUM, ENGINEERED COMPOSITES AND OTHER WEIGHT-REDUCING MATERIALS UTILIZED IN TODAY'S VEHICLES, ACCURATE TORQUE IS MORE CRITICAL THAN EVER. SNAP-ON® HAS EXPANDED OUR RANGE OF TORQUE MEASUREMENT TO HANDLE AN EVEN BROADER RANGE OF TORQUE AND ANGLE APPLICATIONS.

PRECISELY THE QUALITY AND RELIABILITY YOU NEED, TOO.

Strict manufacturing makes our torque tools more dependable and durable. And features like progressive LEDs, large backlit LCD panels and multiple measurement and alert modes make our TechAngle® electronic torque wrenches more productive. For simpler applications, our compact mechanical torque wrenches provide accuracy and reliability no matter what the drive size, length, head articulation or measurement scale. Plus our TQ Series split-beam wrenches deliver unbeatable comfort, durability and easy-to-set torque adjustment.

TECHANGLE® TORQUE WRENCHES



TechAngle® Models (2% Accuracy)

- **DUAL PROGRESSIVE LEDs** allow user to see active torque at various work positions; enables the user to anticipate torque target for more accurate torque application
- **LARGE LCD SCREEN** with bright backlight; numbers become larger and bolder during active torque for optimal viewing
- **FOUR ALERT MODES** (LCD, LED, Audible, Vibratory) provide excellent feedback in all working conditions
- **SIX MEASUREMENT MODES** (ft-lb, in-lb, Nm, dNm, kg-cm, and angle) at the touch of a button
- **10 PRESETS** allow programming of common torque applications which saves time
- **ADVANCED FEATURES** include cycle counter, customizable sleep timer, language selection, auto torque calculation for torque adaptors, calibration alerts, battery level indication, and numerous alert mode customizations, allowing the user to customize the torque wrench to your work preferences
- **TORQUE-THEN-ANGLE MODE** allows the user to torque fasteners and then switch to angle mode without removing the torque wrench from a fastener
- **MULTI-AXIS GYRO COMPENSATION** patent pending mechanism compensates for tilt angle while tightening in a flexed position providing greater accuracy
- **MULTI-LINGUAL DISPLAY** programmable to display commands and signals in English, Spanish, French or German
- **LOW-PROFILE BUTTONS** protect against accidental activation
- **HIGHLY ACCURATE** torque measurement; 2% CW and 3% CCW
- **POWER INTERRUPTION TECHNOLOGY** prevents loss of continuity if dropped; prevents loss of work during head bolt pattern applications
- **COMFORTABLE HANDLE WITH FLARED END** provides a secure, non-slip grip during high-leverage applications
- **PROTECTED BATTERY CAP** design with solid brass contacts prevents accidental loosening and ensures continuity
- **TWO YEAR WARRANTY** standard on ATECH and CTECH models
- **STORAGE CASE** included
- **LOW END ACCURACY (ATECH125 MODELS)** ±2% CW/ ±3 CCW, 20–100% F.S.; ±4% CW/±6% CCW, 5–19% F.S.

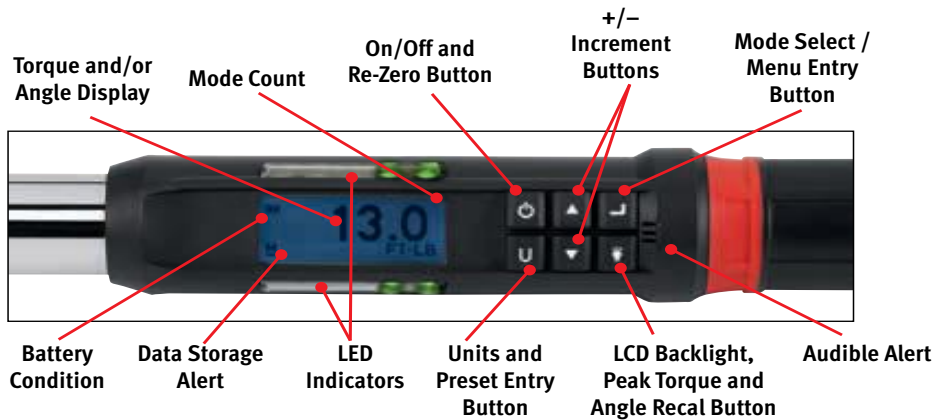
Specification Name	ATECH1FR240B*	ATECH2FR100B	ATECH2FR125B	ATECH1FS100	ATECH1FS240	ATECH2CS100
Square Drive, inches	1/4	3/8	3/8	1/4	1/4	3/8
Color	Black Housing/ Chrome Body	Black Housing/ Chrome Body	Black Housing/ Chrome Body	Chrome	Chrome	Chrome
Head Type	Sealed Flex Head	Sealed Flex Head	Sealed Flex Head	Sealed Flex Head	Sealed Flex Head	Sealed Flex Head
Gear Teeth	72	80	80	72	72	72
Gear Action	5°	4.5°	4.5°	5°	5°	5°
Range, in-lb	12–240	60–1,200	60–1,500	4–100	12–240	4–100
Range, ft-lb	1–20	5–100	5–125	.33–8.3	1–20	.33–8.33
Range, N•m	1.36–27.12	6.78–135.0	6.78–169.48	.45–11.25	1.36–27.12	.48–12
Head Depth, inches	7/16	9/16	9/16	7/16	7/16	29/32
Head Width, inches	7/8	1-1/4	1-1/4	7/8	7/8	7/8
Weight (without batteries), lb (kg)	1.9 (8.6)	2.3 (1.04)	2.2 (0.9)	.93 (0.42)	.93 (0.42)	.90 (.41)
Battery, Type (qty)	AA Alkaline (3)	AA Alkaline (3)	AA Alkaline (3)	Lithium Metal (1)	Lithium Metal (1)	Lithium Metal (1)
Length, inches	16.4	17.9	17.9	11.6	11.6	11.5
Ratchet Service Kit	RKRT72A	RKRF80	RKRFLF80	RKRT72A	RKRT72A	RKRFC72
Flex Joint Repair Kit	RKRT841JT	RKRQD2JT	RKRFLF80JT	TECH1FRATA	TECH1FRATA	TECH2FCRAT
Storage Case	PBATECH100B	PBATECH100B	PBATECH100B	PBATECH240M	PBATECH240M	PBQD1
Red	ATECH1F240RB	—	ATECH2F125RB	—	—	—
Green	ATECH1F240GB	—	ATECH2F125GB	—	—	—
Orange	ATECH1F240OB	—	ATECH2F125OB	—	—	—

(US #9156148, #9395257, #9242356, #D702519)

All Snap-on® torque wrenches, drivers and testers are provided with a Certificate of Calibration (unless otherwise indicated). All wrenches and drivers are calibrated per ASME® and ISO® standards for accuracy, from 20–100% of full scale, using NIST® traceable equipment. Angle accuracy ±1% of reading, ±1 degree at angular velocity > 10 deg/sec < 180 deg/sec, +/- 1 deg of test fixture; angle range 0–360°. Operating/storage temperature 0–130 °F. Humidity: up to 90% non-condensing. CE approved.

TECHANGLE® TORQUE WRENCHES

TORQUE



Protected Battery Cap
Designed with solid brass contacts prevents accidental loosening and ensures continuity.

ATECH2FS100	ATECH2FM100	ATECH3FS250	ATECH2CS240	ATECH3FR250B	ATECH3FR300B	ATECH4RS600*
3/8	3/8	1/2	3/8	1/2	1/2	3/4
Chrome	Chrome	Chrome	Chrome	Black Housing/ Chrome Body	Black Housing/ Chrome Body	Chrome
Sealed Flex Head	Sealed Flex Head	Sealed Flex Head	Sealed Flex Head	Sealed Flex Head	Sealed Flex Head	Sealed Fixed Head
80	80	80	72	80	80	32
4.5°	5°	4.5°	5°	4.5°	4.5°	11°
60–1,200	60–1,200	150–3,000	12–240	150–3,000	1,480–3,600	360–7,200
5–100	5–100	12.5–250	1–20	12.5–250	15–300	30–600
6.8–135.0	7–135	16.9–339	1.5–30	16.9–339	20.3–406.7	40.7–813.5
9/16	1-1/16	3/4	29/32	3/4	3/4	1-1/4
1-1/4	1-3/16	1-5/8	7/8	1-5/8	1-5/8	2-1/2
2.85 (1.29)	1.6 (.73)	4.35 (1.97)	.93 (.42)	3.75 (1.68)	3.95 (1.79)	10.95 (4.96)
Lithium Metal (1)	Lithium Metal (1)	AA Alkaline (3)	Lithium Metal (1)	AA Alkaline (3)	AA Alkaline (3)	AA Alkaline (3)
19.1	15.4	26.7	11.5	26.6	30	48.7
RKRF80	RKRFB0	RKRS80A	RKRFC72	RKRS80A	RKRS80A	RKRQC4
RKRQD2JT	TECH2FRATA	RKRSX936JT	TECH2FCRAT	RKRSX936JT	TECH3FRATB	—
PBATECH100B	PBQD2	PBATECH250B	PBQD1	PBATECH250B	PBATECH300B	PBATECH4
—	—	—	—	—	ATECH3F300RB	—
—	—	—	—	—	ATECH3F300GB	—
—	—	—	—	—	ATECH3F300OB	—

* Includes protective boot

All Snap-on® torque wrenches, drivers and testers are provided with a Certificate of Calibration (unless otherwise indicated). All wrenches and drivers are calibrated per ASME® and ISO® standards for accuracy, from 20–100% of full scale, using NIST® traceable equipment. Angle accuracy ±1% of reading, ±1 degree at angular velocity > 10 deg/sec < 180 deg/sec, +/- 1 deg of test fixture; angle range 0–360°. Operating/storage temperature 0–130 °F. Humidity: up to 90% non-condensing. CE approved.



- Do not exceed rated torque
- Do not use to break fasteners loose
- Periodic recalibration is necessary to maintain accuracy
- Read safety precautions on pages W1 to W4

CONTROLTECH® INDUSTRIAL TORQUE WRENCHES



Standard Models/2% Accuracy/Ratcheting Head

FEATURES:

- Torque and Angle combo modes provide the most accurate and fastest way to achieve torque plus angle in a single motion (patent pending)
- Built-in calibration factor for different head lengths (patent pending)
- Dual side LED indicator lights with configurable settings
- Large LCD screen with backlight
- Four indicator modes: LCD, LED, audible, vibratory
- Presets with lockout ability
- Sequence programming and job mode
- USB downloadable data
- Industry-leading two year warranty
- Includes storage case
- Complies with ISO®-6789-2003 and ASME® B107.300 (B107.28) Standards for Electronic Torque Instruments
- CTECH wrenches are manufactured with an all-steel body for strength • CTECHL wrenches are manufactured for rugged black anodized 6061-T aerospace aluminum from durability and reduced weight SPECIFICATIONS:
- Torque Accuracy: ±2%CW, ±3CCW
- Angle Accuracy: ±1% of reading, ±1° @ Angular Velocity >10°/Sec < 180°/Sec
- Angle Range: 0–360°
- Storage Capacity: 1,500 readings
- Number of Presets: 50
- Operating Temperature: 0–130 °F (-18–54 °C)
- Storage Temperature: 0–130 °F (-18–54 °C)

Standard Models/2% Accuracy/Interchangeable Head

- Snap-on® ControlTech® Industrial Electronic Torque Wrenches are fully programmable for reliable and consistent torque application
- Torque plus Angle combo modes allow the user to simultaneously complete precise “torque plus turn” specifications in a single motion
- In addition to the LED indicator lights, an audible beep and handle vibration alert the user when target torque is achieved
- The rugged all-steel construction is designed to stand-up to even the toughest work conditions

Stock No.	Head Type	Square Drive, inches	Gear Teeth	Gear Action	Torque Range, in-lb	Torque Range, ft-lb	Torque Range, N•m	Shank Diameter, inches	Weight, lb (kg)	Length, inches (mm)
CTECH1FR240A*	Sealed Flex Head	1/4	72	5°	12–240	1.0–20.0	1.4–27.2	—	2.0 (.9)	14.1 (358)
CTECH1R240A*	Fixed Head	1/4	72	5°	12–240	1.0–20.0	1.4–27.2	—	2.0 (.9)	14.1 (358)
CTECH2FR100A**	Sealed Flex Head	3/8	80	4.5°	60–1,200	5.0–100.0	6.8–135.6	—	2.7 (1.2)	17.2 (437)
CTECH3FR250A***	Sealed Flex Head	1/2	80	4.5°	150–3,000	12.5–250	16.9–339	—	4.5 (2.10)	26.7 (678)
CTECH4R600A†	Sealed Fixed Head	3/4	32	11°	360–7,200	30–600	40.7–813.5	—	10.5 (4.8)	48.6 (1,234)
CTECH1J240A	Interchangeable	—	—	—	12–240	1.0–20.0	1.4–27.2	J (0.425")	1.8 (0.8)	12.5 (318)
CTECH2Y100A	Interchangeable	—	—	—	60–1,200	5–100	6.8–135.6	Y (0.560")	2.7 (1.2)	17.2 (437)
CTECH3X250A	Interchangeable	—	—	—	150–3,000	12.5–250	16.9–339	X (0.735")	3.6 (1.6)	24.1 (612)
CTECH4Z600A	Interchangeable	—	—	—	30–600	360–7,200	40.7–813.5	Z (0.990")	7.6 (3.5)	44.8 (1,138)
CTECHL1J240A	Interchangeable	—	—	—	1.0–20.0	12–240	1.4–27.2	J (0.425")	1.0 (0.45)	12.5 (316)
CTECH1JM240	Interchangeable	—	—	—	12–240	1–20	1.36–27.12	J (0.425")	0.80 (0.36) w/battery, excluding case	10.15 (258)
CTECHL1R240A	Sealed Fixed Head	1/4	72	5°	12–240	1.0–20.0	1.4–27.2	—	1.2 (0.54)	14.1 (358)
CTECHL1240A	Fixed Head	1/4	—	—	1.0–20.0	12–240	1.4–27.2	—	1.1 (0.49)	12.4 (315)
CTECHAN135A	IZO/ISO (Interchangeable)	—	—	—	60–1,195	5.0–99.6	6.8–135.0	9 x 12 mm	2.85 (1.2) w/o head, w/ batteries	17.8 (452) w/o head
CTECHAN30A	IZO/ISO (Interchangeable)	—	—	—	1.11–22.13	13.3–365.5	1.50–30.00	9 x 12 mm	2.0 (.9) w/o head, w/ batteries	13.3 (338) w/o head
CTECHBN340A	IZO/ISO (Interchangeable)	—	—	—	12.5–250.8	150–3,009	17.0–340.0	14 x 18 mm	3.75 (1.7) w/o head, w/ batteries	23.9 (607) w/o head
CTECHANM30	IZO/ISO Interchangeable Head	—	—	—	13.3–265.5	1.11–22.13	1.5–30	9 x 12 mm	—	—
CTECH1MR240	Fixed Head	1/4	72	5°	12–240	1–20	1.36–27.12	—	0.93 (0.42)	11.6 (295)
CTECH2MR240	Fixed Head	3/8	80	4.5°	12–240	1–20	1.36–27.12	—	0.93 (0.42)	11.6 (295)
CTECH2MR1200	Fixed Head	3/8	80	4.5°	60–1,200	5–100	6.8–135.6	—	1.6 (.73)	15.4 (391)
CTECH1MR100	Fixed Head	1/4	72	5°	5–100	0.42–8.33	0.57–11.30	—	0.9 (0.41)	10.9 (267)
CTECH2MR100	Fixed Head	3/8"	72	5°	5–100	0.42 - 8.33	0.57 - 11.30	—	0.9 (0.41)	10.9 (267.05)
CTECHYM1200	Interchangeable	—	—	—	60–1,200	5–100	6.8–135.6	Y (0.560")	1.4 (.63)	13.75 (349)

*Uses Ratchet Service Kit RKRT72A. Includes three AAA Lithium batteries.
 ***Uses Ratchet Service Kit RKRS80A. Includes three AA Lithium batteries.
 CTAL Torque Wrenches include three AAA Lithium batteries.

**Uses Ratchet Service Kit RKRF80. Includes three AA Lithium batteries.
 †Uses Ratchet Service Kit RKRQC4. Includes three AA Lithium batteries.

TECHWRENCH® TORQUE WRENCHES

TORQUE



TECH2R100



TECH4R600

Standard Models/2% Accuracy/Fixed Head

- Manual preset, automatic track and peak hold modes
- Torque units conversion: N•m, ft-lb, in-lb
- Audible (tone) and tactile (vibrating handle) preset alerts
- Stand on handle bottom keeps tool from rolling off flat surface
- Dual 80® Technology on all 72- and 80-tooth ratchet heads
- Low battery indicator and auto shutoff (after two minutes idle)
- ISO® 6789-2003 and ASME® B107.300-2010 standards compliant
- Certificate of NIST® traceability for 20–100% of full scale

Specifications	TECH1R240	TECH2R100	TECH3R250	TECH4R600
Square Drive, inches	1/4	3/8	1/2	3/4
Head Type	Sealed Fixed Ratchet	Sealed Fixed Ratchet	Sealed Fixed Ratchet	Sealed Fixed Ratchet
Gear Teeth	5°	4.5°	4.5°	11°
Gear Action	72	80	80	32
Range, in-lb	24–240	60–1,200	300–3,000	720–7,200
Range, ft-lb	2–20	5–100	25–250	60–600
Range, N•m	2.71–27.12	6.8–135	34–339	81–813
Head Depth, inches	7/16	5/8	3/4	1-1/4
Head Width, inches	7/8	1-5/32	1-5/8	2-1/2
Length, inches	15-1/4	17-1/4	26-1/4	48
Operating Temperature	40–110 °F (5–42 °C)	40–110 °F (5–42 °C)	40–110 °F (5–42 °C)	40–110 °F (5–42 °C)
Storage Temperature	0–122 °F (-20–50 °C)	0–122 °F (-20–50 °C)	0–122 °F (-20–50 °C)	0–122 °F (-20–50 °C)
Battery, Type (qty)	AA Alkaline (3)	AA Alkaline (3)	AA Alkaline (3)	AA Alkaline (3)
Ratchet Service Kit	RKRT72A	RKRF80	RKRS80A	RKRQC4
Storage Case	PBTECH2	PBTECH2	PBTECH3	PBTECH4

CE



TECH3FR250



TECH2Y100



TECH4Z600

Standard Models/2% Accuracy/Flex Head

- Techwrench® (standard models)
- Torque accuracy ratchet head models: 2% CW, 3% CCW from 20–100% F.S.; 4% CW, 6% CCW from 10–19% F.S. 8% CW; 10% CCW from 5–9% of full scale (TECH Z only)
- Torque accuracy interchangeable head models: 4% CW, 6% CCW from 20–100% F.S. (TECH Y only)
- Sealed flex head ratchets move $\pm 15^\circ$

Standard Models/4% Accuracy/Interchangeable Head

Specifications	TECH1FR240	TECH2FR100	TECH3FR250
Square Drive, inches	1/4	3/8	1/2
Head Type	Sealed Flex Head	Sealed Flex Head	Sealed Flex Head
Gear Teeth	5°	4.5°	4.5°
Gear Action	72	80	80
Range, in-lb	24–240	60–1,200	300–3,000
Range, ft-lb	2–20	5–100	25–250
Range, N•m	2.7–27.1	6.8–135	34–339
Head Depth, inches	7/16	5/8	3/4
Head Width, inches	7/8	1-5/32	1-5/8
Length, inches	15-1/4	17-1/4	26-1/4
Operating Temperature	40–110 °F (5–42 °C)	40–110 °F (5–42 °C)	40–110 °F (5–42 °C)
Storage Temperature	0–122 °F (-20–50 °C)	0–122 °F (-20–50 °C)	0–122 °F (-20–50 °C)
Ratchet Service Kit	RKRT72A	RKRF80	RKRS80A
Storage Case	PBTECH2	PBTECH2	PBTECH3

Specifications	TECH1J240	TECH2Y100	TECH3X250	TECH4Z600
Head Type	Interchangeable	Interchangeable	Interchangeable	Interchangeable
Range, in-lb	24–240	60–1,200	300–3,000	720–7,200
Range, ft-lb	2–20	5–100	25–250	60–600
Range, N•m	27.1–27.12	6.8–135	34–339	81–813
Shank Dia.	J (0.425")	Y (0.560")	X (0.735")	Z (0.990")
Length, inches	13-3/4	15-1/2	23-3/4	42
Operating Temperature	40–110 °F (5–42 °C)	40–110 °F (5–42 °C)	40–110 °F (5–42 °C)	40–110 °F (5–42 °C)
Storage Temperature	0–122 °F (-20–50 °C)	0–122 °F (-20–50 °C)	0–122 °F (-20–50 °C)	0–122 °F (-20–50 °C)
Storage Case	PBTECH2	PBTECH2	PBTECH3	PBTECH4

Wrench length specification does not include the length of interchangeable heads. The certification of accuracy provided per ASME® and ISO® standards is 20%–100% of full scale.

* CE



- Do not exceed rated torque
- Do not use to break fasteners loose
- Periodic recalibration is necessary to maintain accuracy
- Read safety precautions on pages W1 to W4

ADJUSTABLE CLICK-TYPE



The QD Series of Click-Type Torque Instruments feature an innovative design that provides consistently accurate readings and rugged, trouble-free performance.

FEATURES:

- **CERTIFICATE OF CALIBRATION:** A Certificate of Calibration is packed with every QD Series Torque Instrument. Actual certification readings and individual instrument serial number are included. Each torque instrument, as calibrated at the factory, is certified to meet the accuracy specified in ANSI® B107.300-2010 (B107.14) and was calibrated on a torque standard traceable to the National Institute of Standards Technology (NIST®).
- **ACCURACY:** All QD Series Torque Wrenches are accurate to $\pm 4\%$ clockwise and $\pm 6\%$ counterclockwise from 20% of full scale to full scale
- **LONG LIFE RATCHET HEAD:** QD Series Torque wrenches feature the Snap-on® High-Strength Sealed Ratchet Head. Sealed ratchet heads keep out dirt and moisture while being virtually maintenance free. US Patent #4,934,220 applies to all QD Series Ratchet Head models. US Patent #6,125,722 applies to 1/4", 3/8" and 1/2" drive Ratchet Head models only.
- **MINIMAL FRICTION "HOUR GLASS" CAM:** Retains and releases lubricant where needed to reduce friction
- **POSITIVE STOP:** Instrument can not be accidentally disassembled if wound down past scale
- **KNURLED HANDLE** for a secure non-slip grip
- **ONE YEAR WARRANTY**
- **STORAGE CASE** included with each instrument
- All QD models with "A" suffix have roll-marked scales for better permanence and visibility

US Torque Instruments (in-lb)/ $\pm 4\%$ Accuracy

Square Drive, inches	Stock No.	Head Style	Gear Teeth	Swing Arc	Range, minimum	Range, maximum	Increments	Length, inches	Head Width, inches	Head Depth, inches	Storage Case	Ratchet Service Kit
1/4	QD150	Fixed	—	—	10 in-lb	50 in-lb	.5 in-lb	9-3/4	5/8	13/16	PBQD1	—
1/4	QD1R50	Fixed Ratchet	36	10°	10 in-lb	50 in-lb	.5 in-lb	9-7/8	7/8	7/16	PBQD1	RKRT936
1/4	QD1200	Fixed	—	—	40 in-lb	200 in-lb	1 in-lb	10-15/16	5/8	13/16	PBQD1	—
1/4	QD1R200	Fixed Ratchet	36	10°	40 in-lb	200 in-lb	1 in-lb	11-1/16	7/8	7/16	PBQD1	RKRT936
3/8	QD2R200	Compact Ratchet	36	10°	40 in-lb	200 in-lb	1 in-lb	11-1/16	7/8	7/16	PBQD1	RKRCF936
3/8	QD21000A	Fixed	—	—	200 in-lb	1,000 in-lb	5 in-lb	14-9/16	1	1-3/16	PBQD2	—
3/8	QD2R1000A	Fixed Ratchet	80	4.5°	200 in-lb	1,000 in-lb	5 in-lb	14-9/16	1	1-3/16	PBQD2	RKRF80
1/2	QD3R1600A	Fixed Ratchet	80	4.5°	300 in-lb	1,600 in-lb	10 in-lb	19	1-5/8	3/4	PBQD3	RKRS80A
1/2	QD32500A	Fixed	—	—	500 in-lb	2,500 in-lb	10 in-lb	18-1/8	1	1-1/4	PBQD3	—
1/2	QD3R2500A	Fixed Ratchet	80	4.5°	500 in-lb	2,500 in-lb	10 in-lb	19-1/8	1-5/8	3/4	PBQD3	RKRS80A

US Torque Instruments: Dual-Scale (ft-lb/N•m)

Square Drive, inches	Stock No.	Head Style	Gear Teeth	Swing Arc	Range, minimum	Range, maximum	Increments	Length, inches	Head Width, inches	Head Depth, inches	Storage Case	Ratchet Service Kit
3/8	QD2100A	Fixed	—	—	20 ft-lb	100 ft-lb	.5 ft-lb	14-9/16	1	1-3/16	PBQD2	—
3/8	QD275A	Fixed	—	—	15 ft-lb	75 ft-lb	.5 ft-lb	14-9/16	1	1-3/16	PBQD2	—
3/8	QD2R75B	Flex Head	80	4.5°	5	75	.5 ft-lb	15-3/4	1-5/32	9/16	PBQD2	RKRF80
3/8	QD2R75A	Fixed	80	4.5°	10	75	.5 ft-lb	15-3/4	9/16	1-5/32	PBQD2	RKRF80
3/8	QD2R100A	Fixed Ratchet	80	4.5°	20 ft-lb	100 ft-lb	.5 ft-lb	15-9/16	1-5/32	9/16	PBQD2	RKRF80
1/2	QD3150A	Fixed	—	—	30 ft-lb	150 ft-lb	1 ft-lb	18	1	1-1/4	PBQD3	—
1/2	QD3250A	Fixed	—	—	50 ft-lb	250 ft-lb	1 ft-lb	23-3/32	1	1-1/4	PBQD3	—
1/2	QD3FR250A*	Flex Head	80	4.5°	50 ft-lb	250 ft-lb	1 ft-lb	25-3/4	1-5/8	3/4	PBATECH300B	—
1/2	QD3R250A	Fixed Ratchet	80	4.5°	50 ft-lb	250 ft-lb	1 ft-lb	24-3/16	1-5/8	3/4	PBQD3	RKRS80A
3/4	QD4400A	Fixed	—	—	75 ft-lb	400 ft-lb	2.5 ft-lb	33-3/4	1-1/2	1-1/2	PBQC4	—
3/4	QD4600A	Fixed	—	—	120 ft-lb	600 ft-lb	5 ft-lb	40-3/4	1-1/2	1-1/2	PBQC4	—
3/4	QD4R400A	Fixed Ratchet	32	11°	75 ft-lb	400 ft-lb	2.5 ft-lb	35-3/4	2-1/2	1-1/4	PBQC4	RKRQC4
3/4	QD4R600A	Fixed Ratchet	32	11°	100 ft-lb	600 ft-lb	5 ft-lb	42-3/4	2-1/2	1-1/4	PBQC4	RKRQC4
1	QD5R1000A	Fixed Ratchet	30	12°	200 ft-lb	1,000 ft-lb	5 ft-lb	71	3-1/8	1-1/2	PBQC5	RKRQC5

*Clockwise-only calibration



BRUTUS3R300



QD2RN100A

Torque Wrenches

Square Drive, inches	Stock No.	Head Style	Gear Teeth	Swing Arc	Range, minimum	Range, maximum	Increments	Length, inches	Head Width, inches	Head Depth, inches	Storage Case	Ratchet Service Kit
1/2	BRUTUS3R300	Fixed Ratchet	36	10°	60 ft-lb	300 ft-lb	2 ft-lb	32-1/2	1-3/4	3/4	PBTQ4	RKRS80A
3/8	QD2RN100A	Fixed Ratchet	80	4.5°	20 N•m	100 N•m	.5 N•m	15-9/16	1-5/32	9/16	PBQD2	RKRF80

BRUTUS3R300 1/2" Drive Adjustable Click-Type Torque Wrench (60–300 ft-lb)

- Expanded range allows extended coverage with the 1/2" drive tool servicing a majority of vehicles and large pickup trucks
- Gives the user additional range in applying torque and angle on high-torque applications
- Stamped scale (ft-lb) offers better permanency and visibility
- Features heavy-duty components; thicker diameter main tube, cam and internal components for strength and durability
- Accuracy is ±6% CW and CCW



QD3RM30A

Metric Torque Instruments (kg m, kg cm)

Square Drive, inches	Stock No.	Head Style	Gear Teeth	Swing Arc	Range, min	Range, max	Increments	Length, inches	Head Width, inches	Head Depth, inches	Storage Case	Repair Kit
3/8	QD2RM1000A	Flex Head	80	4.5°	200 kg•cm	1,000 kg•cm	5 kg•cm	15-9/16	1-5/32	9/16	PBQD2	RKRF80
1/2	QD3RM30A	Fixed Ratchet	80	4.5°	6 kg•m	30 kg•m	.2 kg•m	19	1-5/8	3/4	PBQD3	RKRS80A

"A" suffix models feature roll-marked tubes and 80 tooth gears



QD1RN6A



QD1RN25A



QD2RN25A

Newton Meter Torque Wrenches/±4% Accuracy


Square Drive, inches	Stock No.	Head Style	Gear Teeth	Swing Arc	Range, minimum	Range, maximum	Increments	Length, inches	Head Width, inches	Head Depth, inches	Storage Case	Ratchet Service Kit
1/4	QD1RN6A	Fixed Ratchet	36	10°	1 N•m	6 N•m	.05 N•m	9-7/8	7/8	7/16	PBQD1	RKRT936
1/4	QD1RN25A	Fixed Ratchet	36	10°	5 N•m	25 N•m	.1 N•m	11-3/4	7/8	7/16	PBQD1	RKRT936
3/8	QD2RN25A	Compact Ratchet	36	10°	5 N•m	25 N•m	.1 N•m	11-3/4	7/8	7/16	PBQD2	RKRF936
3/8	QD2RN50A	Fixed Ratchet	80	4.5°	10 N•m	50 N•m	.5 N•m	15-9/16	1-5/32	9/16	PBQD2	RKRF80
3/8	QD2RN100A	Fixed Ratchet	80	4.5°	20 N•m	100 N•m	.5 N•m	15-9/16	1-5/32	9/16	PBQD2	RKRF80
1/2	QD3RN200A	Fixed Ratchet	80	4.5°	40 N•m	200 N•m	2 N•m	19	1-5/8	3/4	PBQD3	RKRS80A
1/2	QD3RN350A	Fixed Ratchet	80	4.5°	70 N•m	350 N•m	2 N•m	24-3/16	1-5/8	3/4	PBQD3	RKRS80A
3/4	QD4RN800A	Fixed Ratchet	32	11°	150 N•m	800 N•m	5 N•m	42-3/4	2-1/2	1-1/4	PBQC4	RKRQC4
1	QD5RN1500A	Fixed Ratchet	30	12°	300 N•m	1,500 N•m	10 N•m	68.4	3-1/8	1-1/2	S10-117-6	RKRQC5

"A" suffix models feature roll-marked tubes



- Do not exceed rated torque
- Do not use to break fasteners loose
- Periodic recalibration is necessary to maintain accuracy
- Read safety precautions on pages W1 to W4

ADJUSTABLE CLICK-TYPE



Adjustable Click Type Torque Wrench

- Snap-on® sealed ratchet head is virtually maintenance free; more time working with the tool, less time on tool maintenance
- Thumb screw-type adjustment is faster than cycling through a micrometer-style torque wrench; guard prevents setting from being changed accidentally; setting is displayed in window; conversion table to N•m is displayed on handle
- Sealed neck keeps dust and grit away from the torque mechanism for longer tool life
- “Split beam” measuring element provides accurate, reliable readings and eliminates the heavy coil spring used in conventional click-type wrenches; yields fewer moving parts, reducing friction and wear
- Cushion grip handle provides comfort plus control and resists most automotive fluids
- Designed for measuring torque in a clockwise direction only; wrench is not reversible
- CE: EU—GB, FR, ES, DE

US Reading Torque Wrenches with Conversion Scale/±4% Accuracy

Square Drive, inches	Stock No.	Head Style	Gear Teeth	Swing Arc	Range, minimum	Range, maximum	Increments	Length, inches	Head Width, inches	Head Depth*, inches	Ratchet Service Kit	Storage Case
3/8	TQFR50C†	Flex Head	36	10°	120 in-lb	600 in-lb	10 in-lb	18-5/8	1-5/8	9/16	RKRF936	PBTQ1
3/8	TQFR100C**	Flex Head	36	10°	20 ft-lb	100 ft-lb	2 ft-lb	18-5/8	1-5/8	9/16	RKRF936	PBTQ1
3/8	TQFR250E†	Flex Head	36	10°	40 ft-lb	250 ft-lb	5 ft-lb	22-3/8	1-5/8	9/16	RKRS936	PBTQ3
1/2	TQR250E	Fixed Ratchet	36	10°	40 ft-lb	250 ft-lb	5 ft-lb	22-3/8	1-5/8	3/4	RKRS936	PBTQ3
3/4	TQR400E†»	Detach Ratchet	32	11°	130 ft-lb	400 ft-lb	10 ft-lb	38-1/8	2-1/2	1-1/4	RKRTQ4	PBTQ4
3/4	TQR600E†»	Detach Ratchet	32	11°	200 ft-lb	600 ft-lb	10 ft-lb	48-5/8	2-1/2	1-1/4	RKRTQ4	PBTQ4

All wrenches are non-reversible.

*Does not include square drive dimension

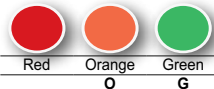
» Three-piece construction disassembles for storage/transport

†TQFR50C, TQR250E, TQR400E and TQR600E available in Red only

All Snap-on® torque wrenches, drivers and testers are provided with a Certificate of Calibration (unless otherwise indicated).

All wrenches and drivers are calibrated per ASME® standards for accuracy, from 20–100% of full scale, using NIST® traceable equipment.

Colors Available



** ADD SUFFIX TO STOCK NUMBER FOR SPECIAL COLORS

Newton Meter Torque Wrenches with Conversion Scale

Square Drive, inches	Stock No.	Head Style	Gear Teeth	Swing Arc	Range, minimum	Range, maximum	Increments	Length, inches	Head Depth*, inches	Storage Case	Repair Kit
3/8	TQFRN130B	Flex Head	30	12°	25 N•m	130 N•m	5 N•m	17-5/8	9/16	PB50A	RKQJA2D
1/2	TQFRN350E	Flex Head	32	11°	70 N•m	350 N•m	5 N•m	22-1/8	3/4	PBTQ1	RKTQ3
3/8	TQFRN68B	Flex Head	30	12°	14 N•m	68 N•m	2 N•m	17-5/8	9/16	PB50A	RKQJA2D

*Does not include square drive dimension

All wrenches are non-reversible.

The 3/8" drive models in this chart have metal handles.



TQFRN350E

Metric Torque Wrenches with Conversion Scale

Square Drive, inches	Stock No.	Head Style	Gear Teeth	Swing Arc	Range, minimum	Range, maximum	Increments	Length, inches	Head Width, inches	Head Depth*, inches	Storage Case	Repair Kit
1/2	TQFRM34D	Flex Head	32	11°	5.0 kg•m	34 kg•m	1.0 kg•m	22-1/8	1-5/8	3/4	PBTQ3	RKTQ3
3/4	TQFRM80C	Detach Ratchet	32	11°	26.0 kg•m	80 kg•m	2.0 kg•m	48	2-3/8	1-1/4	PB39	RKRQC4

*Does not include square drive dimension

All wrenches are non-reversible.



TQFRM34D



TE50FUA



TE175L

US Reading/Standard 2% Accuracy

- Dial torque wrenches allow the user to easily apply and monitor torque
- Long-lasting performance given minimal component contact
- Steel welded bodies with bright nickel-chrome finish
- Heat-treated dial guards protect the dial crystal from damage
- Patented torsion bar machined from aircraft quality alloy steel for long life and precise performance across the entire scale
- Operating temperature range of 0–100 °F
- Wide selection of models—from 1/4–1-1/2” drives to ranges, scales, and dial configurations—there is a dial wrench to cover nearly every need
- Certificate of calibration models, add “C” suffix to stock number

Square Drive, inches	Basic Models Stock No.	Follow up Models Stock No.	Signal Models Stock No.	Range	Increments	Length, inches	Width, inches	Head Depth,* inches	Storage Case
1/4	TE1A	TE1FUA	—	15 in-lb	1/4 in-lb	9-29/32	2-11/16	1-1/4	PB9
1/4	TE3A	TE3FUA	—	30 in-lb	1/2 in-lb	9-29/32	2-11/16	1-1/4	PB9
1/4	TE6A	TE6FUA	—	75 in-lb	1 in-lb	9-29/32	2-11/16	1-1/4	PB9
3/8	TE12A	TE12FUA	TE12LA	150 in-lb	2-1/2 in-lb	9-29/32	2-11/16	1-1/4	PB9
3/8	TE25A	TE25FUA	TE25LA	300 in-lb	5 in-lb	9-29/32	2-11/16	1-1/4	PB9
3/8	TE50A	TE50FUA	TE50LA	600 in-lb	10 in-lb	12-1/2	2-11/16	1-1/4	PB9
3/8	TE12FA	TE12FFUA	TE12FLA	12 ft-lb	1/2 ft-lb	9-29/32	2-11/16	1-1/4	PB9
3/8	TE25FA	TE25FFUA	TE25FLA	25 ft-lb	1/2 ft-lb	9-29/32	2-11/16	1-1/4	PB9
3/8	TE50FA	TE50FFUA	TE50FLA	50 ft-lb	1 ft-lb	12-1/2	2-11/16	1-1/4	PB9
1/2	TE51	TE51FU	TE51L	600 in-lb	10 in-lb	15	2-11/16	1-5/16	—
1/2	TE51F	TE51FFU	TE51FL	50 ft-lb	1 ft-lb	15	2-11/16	1-5/16	—
1/2	TE100	TE100FU	TE100L	100 ft-lb	1 ft-lb	16	2-3/4	1-3/8	PBR5
1/2	TE175	TE175FU	TE175L	175 ft-lb	2-1/2 ft-lb	18-3/4	2-3/4	1-3/8	PBR5
1/2	TE250	TE250FU	TE250L	250 ft-lb	5 ft-lb	23-3/4	2-3/4	1-3/8	PB8A
3/4	TE352A	TE352FUA	TE352LA	350 ft-lb	5 ft-lb	29-7/8	3-1/4	1-25/32	—
3/4	TE602A	TE602FUA	TE602LA	600 ft-lb	10 ft-lb	40-7/8	3-1/4	1-25/32	PB39
1	TE803**	TE803FU**	TE803L**	800 ft-lb	10 ft-lb	66-13/16	3-9/16	2-1/32	—
1	TE1003†	TE1003FU**	TE1003L**	1,000 ft-lb	10 ft-lb	66-13/16	3-9/16	2-1/32	—
1	TE1503†	TE1503FU†	TE1503L†	1,500 ft-lb	25 ft-lb	80	4-13/32	2-1/8	—
1	TE2003†	TE2003FU†	TE2003L†	2,000 ft-lb	25 ft-lb	80	4-13/32	2-1/8	—
1-1/2	TE2005†	TE2005FU†	TE2005L†	2,000 ft-lb	25 ft-lb	80	3-9/16	2-3/8	—
1-1/2	TE3005	TE3005FU**	TE3005L**	3,000 ft-lb	50 ft-lb	140	5-1/2	2-13/16	—

*Does not include square drive dimension

†Includes separately packed 93TQPA 5' tubular extension handle

Wrenches in chart do not include certificate of calibration. Wrenches with a certificate of calibration are available.

Basic model = 1 needle Follow-up = 2 needles Signal = signal light GTE models feature a black oxide finish.

**Includes separately packed 92TQPA 4' tubular extension handle.

TE3005 includes 94TQPA 10' extension handle



BASIC MODEL

- Needle shows torque achieved



FOLLOW UP MODEL

- Two separate needles show targeted torque and torque achieved



SIGNAL MODEL

- Features a built-in light that flashes when targeted torque is achieved



- Do not exceed rated torque
- Do not use to break fasteners loose
- Periodic recalibration is necessary to maintain accuracy
- Read safety precautions on pages W1 to W4

TORQOMETER® TORQUE WRENCHES



TESI75



TESI75L

Newton Meter Reading/Standard 2% Accuracy

- Certificate of calibration models are designated by the “C” suffix added to stock number

Square Drive, inches	Stock No.	Follow up Models Stock No.	Signal Models Stock No.	Range, N•m	Increments, N•m	Length, inches	Width, inches	Head Depth*, inches	Storage Case
1/4	TESI5	TESI5FU	TESI5L	5	.2	9-29/32	2-11/16	1-1/4	PB9
1/4	TESI10	TESI10FU	TESI10L	10	.5	9-29/32	2-11/16	1-1/4	PB9
3/8	TESI20	TESI20FU	TESI20L	20	.5	9-29/32	2-11/16	1-1/4	PB9
3/8	TESI30	TESI30FU	TESI30L	30	1	9-29/32	2-11/16	1-1/4	PB9
3/8	TESI60	TESI60FU	TESI60L	60	2	12-1/2	2-11/16	1-1/4	PB9
3/8	TESI70	TESI70FU	TESI70L	70	2	12-1/2	2-11/16	1-1/4	PB9
3/8	TESI75	TESI75FU	TESI75L	75	1	12-1/2	2-11/16	1-1/4	PB9
1/2	TESI125	TESI125FU	TESI125L	125	5	16	2-11/16	1-3/8	PBR5
1/2	TESI200	TESI200FU	TESI200L	200	5	18-3/4	2-3/4	1-3/8	PBR5
1/2	TESI250	TESI250FU	TESI250L	250	5	18-3/4	2-3/4	1-3/8	PBR5
3/4	TESI500A	TESI500FUA	TESI500LA	500	10	29-7/8	3-1/4	1-25/32	PB39
3/4	TESI800A	TESI800FUA	TESI800LA	800	20	40-7/8	3-1/4	1-25/32	PB39
1	TESI1360**	TESI1360FU**	TESI1360L**	1,360	20	66-13/16	3-9/16	2-1/32	—
1	TESI2803**	TESI2803FU**	TESI2803L**	2,800	50	80	4-13/32	2-1/8	—
1-1/2	TESI2805***	TESI2805FU***	—	2,800	50	80	4-25/32	2-3/8	—
1-1/2	—	TESI4000FU	TESI4000L	4,000	100	140	5-1/2	2-13/16	—

*Does not include square drive dimension

Includes separately packed 93TQPA 5' tubular extension handle

Wrenches in chart do not include certificate of calibration. Wrenches with a certificate of calibration are available by adding “C” to the end of the stock number.

Basic model = 1 needle

Follow-Up = 2 needles

Signal = signal light

**Includes separately packed 92TQPA 4' tubular extension handle

TE3005 includes 94TQPA 10' extension handle



TER175



TER175L

Combination US/Newton Meter Reading/Precise 1% Accuracy

- Certificate of calibration models are designated by the “C” suffix added to stock number

Square Drive, inches	Stock No.	Follow up Models Stock No.	Signal Models Stock No.	Range, N•m	Increments, N•m	US Range	US Increments	Length, inches	Width, inches	Head Depth*, inches	Storage Case
1/4	TER1A	TER1FUA	TER1LA	1.7	.05	15 in-lb	.5 in-lb	9-29/32	2-11/16	1-1/4	PB9
1/4	TER3A	TER3FUA	TER3LA	3.5	0.1	30 in-lb	1 in-lb	9-29/32	2-11/16	1-1/4	PB9
1/4	TER6A	TER6FUA	—	8.4	0.2	75 in-lb	1 in-lb	9-29/32	2-11/16	1-1/4	PB9
3/8	TER12A	TER12FUA	TER12LA	17	.5	150 in-lb	5 in-lb	9-29/32	2-11/16	1-1/4	PB9
3/8	TER25A	TER25FUA	TER25LA	0–3,200 N•cm	50 N•cm	0–300 in-lb	5 in-lb	9-29/32	2-11/16	1-1/4	PB9
3/8	TER50A	TER50FUA	TER50LA	60	1	600 in-lb	20 in-lb	12-1/2	2-11/16	1-1/4	PB9
1/2	TER51	TER51FU	TER51L	60	1	600 in-lb	20 in-lb	15	2-11/16	1-5/16	—
1/2	TER100	TER100FU	TER100L	140	5	100 ft-lb	2 ft-lb	16	2-3/4	1-3/8	PBR5
1/2	TER175	TER175FU	TER175L	230	10	175 ft-lb	5 ft-lb	18-3/4	2-3/4	1-3/8	PBR5
3/4	TER352A	TER352FUA	TER352LA	480	10	350 ft-lb	5 ft-lb	29-7/8	3-1/4	1-3/8	PB39
3/4	TER602A	TER602FUA	TER602LA	800	20	600 ft-lb	20 ft-lb	40-7/8	3-1/4	1-25/32	PB39
1	TER1003**	—	TER1003L**	1,360	20	1,000 ft-lb	20 ft-lb	66-13/16	3-9/16	2-1/32	—

*Does not include square drive dimension

Wrenches in chart do not include certificate of calibration. Wrenches with a certificate of calibration are available by adding “C” to the end of the stock number.

Basic model = 1 needle

Follow-Up = 2 needles

Signal = signal light

**Includes separately packed 92TQPA 4' tubular extension handle

All Snap-on® torque wrenches, drivers and testers are provided with a Certificate of Calibration (unless otherwise indicated).

All wrenches and drivers are calibrated per ASME® and ISO® standards for accuracy, from 20%–100% of full scale, using NIST® traceable equipment.

TORQOMETER® TORQUE WRENCHES

TORQUE



TEC175



TEC175L

Combination US/Metric Reading/Standard 2% Accuracy

Square Drive, inches	Stock No.	Follow up Models Stock No.	Signal Models Stock No.	Metric Range	Metric Increments	US Range	US Increments	Length, inches	Width, inches	Head Depth*, inches	Storage Case
1/4	TEC1A	TEC1FUA	—	16 kg•cm	1 kg•cm	15 in-lb	.5 in-lb	9-29/32	2-11/16	1-1/4	PB9
1/4	TEC3A	TEC3FUA	—	35 kg•cm	1 kg•cm	30 in-lb	1 in-lb	9-29/32	2-11/16	1-1/4	PB9
1/4	TEC6A	TEC6FUA	—	90 kg•cm	2.5 kg•cm	75 in-lb	1 in-lb	9-29/32	2-11/16	1-1/4	PB9
3/8	TEC12A	TEC12FUA	TEC12LA	175 kg•cm	5 kg•cm	150 in-lb	5 in-lb	9-29/32	2-11/16	1-1/4	PB9
3/8	TEC25FA	TEC25FFUA	TEC25FLA	350 kg•cm	10 kg•cm	25 ft-lb	1 ft-lb	9-29/32	2-11/16	1-1/4	PB9
3/8	TEC50A	TEC50FUA	TEC50LA	700 kg•cm	20 kg•cm	600 in-lb	20 in-lb	12-1/2	2-11/16	1-1/4	PB9
1/2	TEC51	TEC51FU	TEC51L	700 kg•cm	20 kg•cm	600 in-lb	20 in-lb	15	2-11/16	1-5/16	—
1/2	TEC100	TEC100FU	TEC100L	14 kg•m	.5 kg•m	100 ft-lb	2 ft-lb	16	2-3/4	1-3/8	PBR5
1/2	TEC175	TEC175FU	TEC175L	25 kg•m	1 kg•m	175 ft-lb	5 ft-lb	18-3/4	2-3/4	1-3/8	PBR5
1/2	TEC250	TEC250FU	TEC250L	35 kg•m	1 kg•m	250 ft-lb	10 ft-lb	23-3/4	2-3/4	1-3/8	PB8A
3/4	TEC352A	TEC352FUA	TEC352LA	50 kg•m	1 kg•m	350 ft-lb	10 ft-lb	29-7/8	3-1/4	1-25/32	PB39
3/4	TEC602A	TEC602FUA	TEC602LA	80 kg•m	2 kg•m	600 ft-lb	20 ft-lb	40-7/8	3-1/4	1-25/32	PB39
1	TEC803**	TEC803FU**	TEC803L**	110 kg•m	2 kg•m	800 ft-lb	25 ft-lb	66-13/16	3-9/16	2-1/32	—
1	—	—	TEC1003L**	136 kg•m	2 kg•m	1,000 ft-lb	20 ft-lb	66-13/16	3-9/16	2-1/32	—
1	—	TEC1503FU†	TEC1503L†	200 kg•m	5 kg•m	1,500 ft-lb	25 ft-lb	80	4-13/32	2-1/8	—
1	—	TEC2003FU†	TEC2003L†	280 kg•m	5 kg•m	2,000 ft-lb	50 ft-lb	80	4-13/32	2-1/8	—
1-1/2	TEC2005†	TEC2005FU†	TEC2005L†	280 kg•m	5 kg•m	2,000 ft-lb	50 ft-lb	80	4-13/32	2-3/8	—
1-1/2	TEC3005	TEC3005FU	TEC3005L	400 kg•m	5 kg•m	3,000 ft-lb	50 ft-lb	140	5-1/2	2-13/16	—

*Does not include square drive dimension.

†Includes separately packed 93TQPA 5' tubular extension handle.

Wrenches in chart do not include certificate of calibration. Wrenches with a certificate of calibration are available.

Basic model= 1 needle

Follow-Up = 2 needles

Signal = signal light

**Includes separately packed 92TQPA 4' tubular extension handle.



TEX602TLA



85TQP



TEX2003TFU

US Reading/Standard 2% Accuracy

Input Drive Female Square, inches	Output Drive Male Square, inches	Follow up Models Stock No.	Light Signal Models Stock No.	US Range, ft-lb	US Increments, ft-lb	Length, inches	Width, inches	Head Depth, inches	Increments, ft. lb.	Optional "T" Bars/ Extension Handles			
										"T" Bars	Length, inches	Ext. Handle	Ext. Handle Length, inches
3/4	3/4	TEX602TFUA *	TEX602TLA *	600	10	9	3-1/4	3-3/4	—	81TQP	66	—	—
3/4	1	TEX1003TFUA	TEX1003TLA	1,000	10	9-7/8	3-5/8	4-1/8	—	81TQP	66	—	—
1	1	TEX1503TFU	TEX1503TL	1,500	25	10-7/8	4-3/8	4-7/16	—	82TQP	18	85TQP	31
1	1	TEX2003TFU	TEX2003TL	2,000	—	10-7/8	4-3/8	4-7/16	25	82TQP	—	85TQP	31
1	1-1/2	TEX2005TFU	TEX2005TL	2,000	25	10-7/8	4-3/8	4-7/16	—	82TQP	18	85TQP	31
1-1/2	1-1/2	TEX3005TFU	—	3,000	50	12	5-1/8	6-1/2	—	83TQP	18	87TQP	66
1-1/2	1-1/2	TEX4005TFU	TEX4005TL	4,000	50	12	5-1/8	6-1/2	—	84TQP	20	89TQP	72

Wrenches in chart do not include certificate of calibration. Wrenches with a certificate of calibration are available by adding "C" to the end of the stock number.

*T-Bar not included

Basic model= 1 needle

Follow-Up = 2 needles

Signal = signal light



- Do not exceed rated torque
- Do not use to break fasteners loose
- Periodic recalibration is necessary to maintain accuracy
- Read safety precautions on pages W1 to W4

T-HANDLE TORQOMETER® TORQUE WRENCHES



TEXC602TFUA



TEXC4005TL

Combination US/Metric Reading/Standard 2% Accuracy

Optional "T" Bars/
Extension Handles

Input Drive Female Square, inches	Output Drive Male Square, inches	Follow-up Models Stock No.	Light Signal Models Stock No.	US Range, ft-lb	US Increments, ft-lb	Metric Range, kg•m	kg•m	Length, inches	Width, inches	Head Depth, inches	"T" Bar	T Bar Length, inches	Ext. Handle	Ext. Handle Length, inches
3/4	3/4	TEXC602TFUA	TEXC602TLA	600	20	80	2	9	3-1/4	3-3/4	81TQP	66	—	—
3/4	1	TEXC1003TFUA	TEXC1003TLA	1,000	20	136	2	9-7/8	3-5/8	4-1/8	81TQP	66	—	—
1	1	TEXC1503TFU	TEXC1503TL	1,500	25	200	5	10-7/8	4-3/8	4-7/16	85TQP	31	82TQP	18
1	1	TEXC2003TFU	TEXC2003TL	2,000	50	280	5	10-7/8	4-3/8	4-7/16	82TQP	18	85TQP	31
1	1-1/2	TEXC2005TFU	TEXC2005TL	2,000	50	280	5	10-7/8	4-3/8	4-7/16	82TQP	18	85TQP	31
1-1/2	1-1/2	TEXC3005TFU	TEXC3005TL	3,000	100	400	5	12	5-1/8	6-1/2	83TQP	18	87TQP	66
1-1/2	1-1/2	TEXC4005TFU	TEXC4005TL	4,000	100	550	10	12	5-1/8	6-1/2	84TQP	20	89TQP	72

Wrenches in chart do not include certificate of calibration. Wrenches with a certificate of calibration are available by adding "C" to the end of the stock number.

*T-Bar not included

Basic model= 1 needle

Follow-Up = 2 needles

Signal = signal light

TORQOMETER® TORQUE DRIVERS – 1/4" DRIVE



TQS012A

US Reading Standard/2% Accuracy

Standard Basic Models Stock No.	Standard Follow-up Models Stock No.	Length, inches	Stubby Basic Models Stock No.	Stubby Follow-up Models Stock No.	Length, inches	Range	Increments
TQS004A	TQS004FUA	8-5/8	—	TQSS004FUA	5-3/4	8 in-oz	1/4 in-oz
TQS008A	TQS008FUA	7-3/4	—	TQSS008FUA	5-1/4	16 in-oz	1/2 in-oz
TQS012A	TQS012FUA	7-3/4	TQSS012A	TQSS012FUA	5-1/4	24 in-oz/1.5 in-lb	1/2 in-oz/1/32 in-lb
TQS025A	TQS025FUA	7-3/4	TQSS025A	TQSS025FUA	5-1/4	48 in-oz/3 in-lb	1 in-oz/1/16 in-lb
TQS050A	TQS050FUA	7-3/4	TQSS050A	TQSS050FUA	5-1/4	96 in-oz/6 in-lb	2 in-oz/1/8 in-lb
TQS1A	TQS1FUA	7-3/4	TQSS1A	TQSS1FUA	5-1/4	192 in-oz/12 in-lb	4 in-oz/1/4 in-lb
TQS2A	TQS2FUA	7-3/4	TQSS2A	TQSS2FUA	5-1/4	384 in-oz/24 in-lb	8 in-oz/1/2 in-lb
TQS2.5A	TQS2.5FUA	7-3/4	TQSS2.5A	TQSS2.5FUA	5-1/4	480 in-oz/30 in-lb	12 in-oz/1 in-lb
TQS4A *	TQS4FUA *	8-11/16	TQSS4A *	TQSS4FUA	5-1/4	50 in-lb	1 in-lb
TQS6A *	TQS6FUA *	8-11/16	TQSS6A *	TQSS6FUA	5-1/4	75 in-lb	1 in-lb

*Includes 1/4" internal square drive in handle

Wrenches in chart do not include certificate of calibration. Wrenches with a certification of calibration are available by adding "C" to the end of the stock number.

All wrenches include PB47 Storage Case.

Basic model = 1 needle

Follow-up = 2 needles



TQSC4FUA

Combination US/Metric Reading/Standard 2% Accuracy

Standard Basic Models Stock No.	Standard Follow-up Models Stock No.	Length, inches	Stubby Basic Models Stock No.	Stubby Follow-up Models Stock No.	Length, inches	Range	Increments
—	TQSC1FUA	7-3/4	—	TQSSC1FUA	5-1/4	17 kg•cm/15 in-lb	.5 kg•cm/.5 in-lb
—	TQSC2.5FUA	7-3/4	—	TQSSC2.5FUA	5-1/4	35 kg•cm/30 in-lb	1.000 kg•cm/1.0 in-lb
—	TQSC4FUA*	8-11/16	—	TQSSC4FUA*	5-1/4	56 kg•cm/50 in-lb	2 kg•cm/2 in-lb
—	TQSC6FUA*	—	—	TQSSC6FUA*	5-1/4	90 kg•cm/75 in-lb	3 kg•cm/5 in-lb

Wrenches in chart do not include certificate of calibration. Wrenches with a certification of calibration are available by adding "C" to the end of the stock number.

All wrenches include PB47 Storage Case.

Basic model = 1 needle

*Includes 1/4" internal square drive in handle

Follow-Up = 2 needles

TORQOMETER® TORQUE DRIVERS – 1/4" DRIVE

TORQUE

Combination US/Newton Meter Reading/Standard 2% Accuracy**

Standard Basic Models Stock No.	Standard Follow up Models Stock No.	Length, inches	Stubby Basic Models Stock No.	Stubby Follow up Models Stock No.	Length, inches	Range	Increments
—	TQSI.34FUA	7-3/4	—	TQSSI.34FUA	5-1/4	.34 N•m	.01 N•m
TQSI055A	—	7-3/4	TQSSI.055A	—	5-1/4	.055 N•m	.001 N•m
—	TQSI055FUA	7-3/4	—	TQSSI055FUA	5-1/4	.055 N•m	.001 N•m
—	—	—	TQSSI.11A	—	5-1/4	.110 N•m	.005 N•m
—	—	—	—	TQSSI.70FUA	5-1/4	.70 N•m	.02 N•m
—	TQSI135FUA	7-3/4	—	TQSSI1.35FUA	5-1/4	1.35 N•m	.05 N•m
—	TQSR1FUA	7-3/4	—	—	—	1.6 N•cm/15 in-lb	5 N•cm/.25 in-lb
—	TQSR2.5FUA	7-3/4	—	—	—	3.4 N•cm/30 in-lb	.1 N•cm/1 in-lb
—	TQSR4FUA*	8-11/16	—	—	—	5.5 N•cm/50 in-lb	.1 N•cm/1 in-lb
—	TQSR6FUA*	8-11/16	—	—	—	8.4 N•cm/75 in-lb	.2 N•cm/5 in-lb

*Includes 1/4" internal square drive in handle.

**Precise 1% models are available on special order.

Wrenches in chart do not include certificate of calibration. Wrenches with a certificate of calibration are available by adding "C" to the end of the stock number.

All wrenches include PB47 Storage Case.

Basic model = 1 needle

ANSI® Spec. B107.300 applies to all these models.

Follow-up = 2 needles

Torque Angle Gauges

TA358 3/8" Square Drive Torque Angle Gauge

- Determines angle controlled torque tightening
- Allows user to follow manufacturer's specifications
- Used on automotive, diesel and industrial equipment, plus head bolts and rod bolts on motorcycles

TA360 1/2" Square Drive Torque Angle Gauge

- Allows user to follow manufacturer's specifications
- Calibrated in degrees in large, easy-to-read increments



TA358

TORQUE SCREWDRIVER

TechAngle® Electronic Torque Screwdriver

- Four alert modes (LCD, LED, Audible, Vibratory)
- Advanced features: programmable sleep timer, cycle counter, overload indication, calibration alert, battery level, language selection and torque record memory including 10 presets and storage for up to 50 records
- Three modes of operation: Torque, Angle, Torque Then Angle
- Displays in seven units of measure: in-lb, in-oz, ft-lb, Nm, Kg-cm, cNm and angle
- Guaranteed accuracy +/- 2% CW and 3% CCW at 20–100% of full scale (+/- 4% CW and 6% CCW at 5–19% of full scale)



Approaching Target

Target Achieved

Over Torque



ATECHMS80F

Stock No.	Description	Range	Increments	Length, inches
ATECHMS80F	1/4" Hex Electronic Screwdriver (Tool Only)	4-80 in-lb (0.45-9 N•m)	.01 in-lb	7-1/2
ATECHMS80FK	1/4" Hex Electronic Screwdriver Kit	4-80 in-lb (0.45-9 N•m)	.01 in-lb	7-1/2
ATECHMS100F*	1/4" Hex Electronic Screwdriver (Tool Only)	5-100 in-oz	.01 in-lb	7-1/2
ATECHMS80M	1/4" Square Electronic Driver (Tool Only)	4-80 in-lb (0.45-9 N•m)	.01 in-lb	7-1/2
ATECHMS80MK	1/4" Square Electronic Driver Kit	4-80 in-lb (0.45-9 N•m)	.01 in-lb	7-1/2
ATECHMS100M* ‡	1/4" Square Electronic Driver (Tool Only)	5-100 in-oz	.01 in-lb	7-1/2
MSTECHHDL	Electronic Driver L-Handle	—	—	—

*scales are +/-3% CW and CCW (+/- 5% CW and +/-6% CCW) at 5-19% of full scale.

CE

ASME B107.300-2010



- Do not exceed rated torque
- Do not use to break fasteners loose
- Periodic recalibration is necessary to maintain accuracy
- ‡These products can expose you to chemicals which are known to the state of California to cause cancer and reproductive harm. See pages 906-907 for details.
- Read safety precautions on pages W1 to W4

TORQUE DRIVERS



QDRIVER3P

Preset Torque Screwdrivers

- Ideal for low-torque assemblies and precision application
- Drivers accept all standard 1/4" hex screwdriver bits
- Cam over torque limiting clutch-free wheels when set torque is achieved
- Accuracy is $\pm 6\%$ from 20–100% of full scale in clockwise direction only for all drivers in series
- Lightweight construction features aluminum body with steel shank
- Comfortable ergonomic tri-lobe grip and magnetic bit retention
- Textured body provides a nonslip grip
- Not supplied with Certificate of Calibration
- When ordering, user must designate desired torque rating to be set

Stock No.	Range, min	Range, max	Length, inches
QDRIVER1P	6 in-oz (4 N•cm)	32 in-oz (22 N•cm)	4-9/16
QDRIVER2P	10 in-oz (7 N•cm)	100 in-oz (70 N•cm)	5-5/8
QDRIVER3P	1.5 in-lb (16 N•cm)	15 in-lb (169 N•cm)	5-5/8
QDRIVER4P	4 in-lb (45 N•cm)	40 in-lb (451 N•cm)	6

ASME® B107.300-2010 Type III, Class A, Style 2, Design A



QDRIVER3

Adjustable Torque Screwdrivers

- Ideal for low-torque assemblies, precision applications and dash/under dash work on most domestic and imported vehicles
- Drivers accept all standard 1/4" hex screwdriver bits
- Cam over torque limiting clutch-free wheels when set torque is achieved
- Accuracy is $\pm 6\%$ from 20–100% of full scale in clockwise direction only for all drivers in series
- Lightweight construction features body with steel shank
- Comfortable ergonomic tri-lobe grip and magnetic bit retention
- Textured body provides a nonslip grip

Stock No.	Range	Increments	Length, inches
QDRIVER2	20–100 in-oz (14–70 N•cm)	1 in-oz	5-7/16
QDRIVER3	3–15 in-lb (3–169 N•cm)	0.2 in-lb	6-1/4
QDRIVER4	5–40 in-lb (56–451 N•cm)	0.5 in-lb	6-11/16
QDRIVER4NM	50–450 N•cm	5.0 N•cm	6-11/16

ASME® B107.300-2010 Type III, Class A, Style 1, Design A



QDTPMS35

TPMS Torque Screwdriver

Stock No.	Description	Range, Dedicated	Length	Accuracy
QDTPMS35	TPMS Adjustable Torque Screwdriver	4 in-lb, 12 in-lb, 35 in-lb	6-5/8	$\pm 6\%$

QDTPMS35 TPMS Adjustable Torque Screwdriver

- Highly accurate torque tool intended for maintaining or installing popular styles of tire pressure monitoring sensors
- Manufactured from aircraft-grade aluminum
- Dedicated torque measurements for popular TPMS ratings (4, 12, 35 in-lb)

Torque Limiting Drivers

Stock No.	Range, minimum	Range, maximum	Increments	Length, inches
QTS135	5 in-lb	35 in-lb	0.5 in-lb	7
QTSP135	5 in-lb	35 in-lb	0.5 in-lb	7-1/2



QTS135

QTS135 Adjustable Limiting Driver

- Micrometer-type adjustment
- Clutch allows 25° of free rotation upon reaching the set torque
- Guaranteed accuracy: within $\pm 4\%$ of setting from 20% of capacity to full capacity clockwise and counterclockwise

QTSP135 US Preset Limiting Driver

- Clutch mechanism to help prevent over-torquing by allowing free rotation upon reaching the set torque
- Ideal selection for assembly line work where the same requirement is constant
- Can be reset at different torque values or readjusted for accuracy whenever necessary with a torque tester
- Torque limit is pre-set at the factory so when ordering, user must designate desired torque rating to be set

Adjustable Torque Drivers (1/4" Square Drive)

Stock No.	Range	Increments	Length, inches
QDRIVER2A	20–100 in-oz (14–70 N•cm)	1 in-oz	5-7/16
QDRIVER3A	3–15 in-lb (34–169 N•cm)	0.2 in-lb	6-1/4
QDRIVER4A	5–40 in-lb (56–451 N•cm)	0.5 in-lb	6-11/16
QDRIVER4NMA	50–450 N•cm	5 N•m	6-11/16



QDRIVER4NMA

INTERCHANGEABLE HEADS

Torque Wrench Bodies/Adjustable

- Interchangeable heads permit ratcheting, fixed- or open-end torquing capability with either adjustable or preset torque wrench bodies
- A push of the locking pin provides quick-change action, with a wide range of head styles to choose from
- Adjustable models provide quick torque settings across the scale range while preset models are dedicated to a single torque measurement (good for repetitive assembly operations)
- Slim profile allows access to tight areas
- Micrometer-style adjustment for fast, accurate torque setting
- All QC series interchangeable torque wrenches are accurate to +/-4% clockwise and +/-6% counterclockwise from 20-100% of full scale
- Tube scales are roll-marked for better permanency and visibility



QC11200

Stock No.	Model Type	Shank Diameter	Range	Increments	Length, inches	Storage Case
QC11200	Adjustable	J (0.425")	40–200 in-lb	1 in-lb	9-3/8	PBQD1
QC2175	Adjustable	J (0.425")	5–75 ft-lb	.5 ft-lb	13	PBQD2

Wrenches in chart do not include certificate of calibration. Wrenches with a certificate of calibration are available by adding "C" to the end of the stock number.



QC1P300



QC3P200

Torque Wrench Bodies/Preset

Stock No.	Model Type	Shank Diameter	Range	Length, inches
QC1P60	Preset	J (0.425")	10–60 in-lb (1.1–6.8 N•m)	6
QC1P100	Preset	J (0.425")	15–100 in-lb (1.7–11.3 N•m)	8
QC1P300	Preset	J (0.425")	60–300 in-lb (6.8–33.9 N•m)	10
QC2P75	Preset	J (0.425")	5–75 ft-lb (7–100 N•m)	11
QC3P150	Preset	Y (0.560")	30–150 (41–203)	23
QC3P200	Preset	Y (0.560")	40–200 ft-lb (55–270 N•m)	23
QC4P300	Preset	X (0.735")	60–300 ft-lb (82–400 N•m)	27

No calibration certificates on preset torque bodies



QD2IN50A



QD3IN200B



QD2IN100A

Torque Wrench Bodies/Adjustable/Dual Range

- Plug-and-play system of interchangeable heads are consistently sized from pin to the center of the fastener, so no adjustment calculations are needed
- Minimal friction "hour glass" cam retains and releases lubricant where needed to reduce friction
- Push buttons for quick-release of interchangeable head
- Positive stop ensures the instrument cannot be accidentally disassembled if wound down past scale
- Each instrument comes in a molded storage case for long-term protection
- Tube scales are roll-marked for better permanency and visibility
- Includes certificate of calibration

Stock No.	Range, N•m	Range, ft-lb	Increments	Shank Type	Weight, lb (kg)	Length, inches (mm)
QD2IN50A	10–50	9.2–35.0	0.5 N•m/0.4 ft-lb	J	2.3 (1.12)	14-1/2 (368)
QD2IN100A	20–100	16.6–71.9	0.5 N•m/0.4 ft-lb	J	2.3 (1.12)	14-1/2 (368)
QD3IN200B	40–200	37–140	2 N•m/1.2 ft-lb	Y	3.36 (1.64)	23 (584)
QD3IN350A	70–350	59–251	2 N•m/1.2 ft-lb	X	3.36 (1.64)	23 (584)
QD4IN800A	150–800	129–572	5 N•m/4.3 ft-lb	Z	11.14 (5.46)	41-1/2 (1,054)

*For use with dual pin heads only

ASME® B107.300



- Do not exceed rated torque
- Do not use to break fasteners loose
- Periodic recalibration is necessary to maintain accuracy
- Read safety precautions on pages W1 to W4

INTERCHANGEABLE HEADS



QJD12A-80

Square Drive Heads/Ratcheting

Allow use of torque wrench bodies on previous page with sockets, crowfoot wrenches or other similar attachment.

Square Drive, inches	J (0.425")	Y (0.560")	X (0.735")	Z (0.990")	Head O.D., inches	Depth, inches	Ratchet Service Kit
1/4	QJD8A-72	—	—	—	15/16	7/16	RKRT72A
1/4	QJD8SL-72	—	—	—	15/16	7/16	RKRT72A
3/8	QJD12A-80	—	—	—	1-1/4	9/16	RKRF80
3/8	QJD12SL-80	—	—	—	1-1/4	9/16	RKRF80
3/8	—	QYD12A-80	—	—	1-1/4	9/16	RKRF80
3/8	—	QYD12SL-80	—	—	1-1/4	9/16	RKRF80
3/8	—	—	QXD12A-80	—	1-1/4	9/16	RKRF80
1/2	QJD16A	—	—	—	1-5/8	3/4	RKRS936
1/2	QJD16SL	—	—	—	1-5/8	3/4	RKRS80A
1/2	—	QYD16A	—	—	1-5/8	3/4	RKRS936
1/2	—	QYD16SL	—	—	1-5/8	3/4	RKRS80A
1/2	—	—	QXD16A	—	1-5/8	3/4	RKRS80A
3/4	—	—	QXD24A	—	2-1/2	1-1/4	RKRQC4
3/4	—	—	—	QZD24BDP	2-1/2	1-1/4	RKRQC4
1	—	—	QXD32A	QZD32BDP	2-1/2	1-1/2	RKRQC5

Center of Fastener to Retaining Pin

QJD Series – 2.50" QZD Series – 5.75"
 QYD Series – 3.00" QJD-SL Series – 3.5"
 QXD Series – 4.50" QYD-SL Series – 4.43"

*US Patent #6,125,722

Value in parentheses in chart is the Maximum Recommended Working Torque, ft-lb



QXSD16A

Square Drive Heads/Fixed

Allow use of torque wrench bodies on previous page with sockets, crowfoot wrenches or other similar attachments.

Square Drive, inches	J (0.425")	Y (0.560")	X (0.735")	Z (0.990")	Head O.D., inches	Depth, inches
1/4	QJSD8A	—	—	—	5/8	3/4
3/8	QJSD12A	QYSD12A	—	—	1	1
1/2	QJSD16A	QYSD16A	QXSD16A	—	1	1-1/4
3/4	—	—	QXSD24A	QZSD24ADP	1-1/2	2
1	—	—	QXSD32A	QZSD32ADP	1-3/4	2-1/4

Center of Fastener to Retaining Pin

QJD Series – 2.50" QXD Series – 4.50"
 QYD Series – 3.00" QZD Series – 5.75"

Value in parentheses is the Maximum Recommended Working Torque, ft-lb



QJBOERM16A



QJBOER16A

Ratcheting Box End Heads, 12-Point, mm

mm	J (0.425")	Y (0.560")	O.D., mm	Head Depth, mm
10	QJBOERM10A	—	21.5	8
12	QJBOERM12A	—	23.5	8
13	QJBOERM13A	—	25	10
15	QJBOERM15A	—	28.5	11
16	QJBOERM16A	QYBOERM16A	30.5	11
17	QJBOERM17A	—	32	12
18	QJBOERM18A	QYBOERM18A	34.5	12
19	QJBOERM19A	—	41.7	12.9
22	QJBOERM22A	—	41.7	14.5
24	QJBOERM24A	QYBOERM24A	46.5	15.5

Center of Fastener to Retaining Pin

QJBOER Series – 2.50"
 QYBOER Series – 3.0"

Ratcheting Box End Heads, 12-Point, inches


	J (0.425")	Y (0.560")	O.D., inches	Head Depth, inches
5/16	QJBOER10A	—	11/16	1/4
3/8	QJBOER12A	—	27/32	5/16
7/16	QJBOER14A	—	7/8	11/32
1/2	QJBOER16A	—	1-1/32	1/4
9/16	QJBOER18A	—	1-1/16	13/32
5/8	QJBOER20A	QYBOER20A	1-3/16	7/16
11/16	—	QYBOER22A	1-1/4	15/32
3/4	QJBOER24A	QYBOER24A	1-7/16	1/2
15/16	QJBOER30A	—	1-27/32	5/8

Center of Fastener to Retaining Pin

QJBOER Series – 2.50"
 QYBOER Series – 3.0"

INTERCHANGEABLE HEAD, CLICK-TYPE TORQUE WRENCHES

Box End Heads, 0° Offset, 12-Point, inches

	Stock No.	Shank (dia.)	Maximum Working Torque, ft-lb
3/8	QJXD12A	J (0.425")	60
7/16	QJXD14A	J (0.425")	60
1/2	QJXD16A	J (0.425")	60
9/16	QJXD18A	J (0.425")	60
11/16	QJXD22A	J (0.425")	60
3/4	QJXD24A	J (0.425")	60
7/8	QJXD28A	J (0.425")	60
15/16	QJXD30A	J (0.425")	60
1	QJXD32A	J (0.425")	60
7/8	QYXD28A	Y (0.560")	160
15/16	QXXD30A	X (0.735")	240
1-1/8	QXXD36A	X (0.735")	240
5/8	QYXD20A	Y (0.560")	160
11/16	QYXD22A	Y (0.560")	160
3/4	QYXD24A	Y (0.560")	160
15/16	QYXD30A	Y (0.560")	160

Center of fastener to retaining pin:

- QJXD Series: 2.50"
- QYXD Series: 3.00"

Box End Heads, 10° Offset, 12-Point, inches

	Stock No.	Shank (dia.)	Maximum Working Torque, ft-lb
1/2	QJXB16A	J (0.425")	60
9/16	QJXB18A	J (0.425")	60
5/8	QJXB20A	J (0.425")	60
11/16	QJXB22A	J (0.425")	60
3/4	QJXB24A	J (0.425")	60
1-3/8	QXXB44A	X (0.735")	240
1-1/2	QXXB48A	X (0.735")	240
5/8	QYXB20A	Y (0.560")	79
3/4	QYXB24A	Y (0.560")	160
7/8	QYXB28A	Y (0.560")	160
15/16	QYXB30A	Y (0.560")	160
1	QYXB32A	Y (0.560")	160
1-1/8	QYXB36A	Y (0.560")	160

Center of fastener to retaining pin:

- QJXB Series: 2.50"
- QYXB Series: 3.00"



QYSBXM18A


Box End Heads, 10° Offset, 12-Point, mm

	Stock No.	Shank (dia.)	Maximum Working Torque, ft-lb
11	QJXBM11A	J (0.425")	59
12	QJXBM12A	J (0.425")	60
13	QJXBM13A	J (0.425")	60
14	QJXBM14A	J (0.425")	60
15	QJXBM15A	J (0.425")	60
16	QJXBM16A	J (0.425")	60
18	QJXBM18A	J (0.425")	60
19	QJXBM19A	J (0.425")	60
18	QYXBM18A	Y (0.560")	160
24	QYXBM24A	Y (0.560")	160
28	QYXBM28A	Y (0.560")	160

Center of fastener to retaining pin:

- QJXBM Series: 2.50"
- QYXBM Series: 3.00"

Box End Heads, 40° Bend, 12-Point, mm

	Stock No.	Shank (dia.)	Center of Fastener to Retaining Pin
18	QYSBXM18A	Y (0.560")	QYSBXM Series – 3.00"
24	QYSBXM24A	Y (0.560")	QYSBXM Series – 3.00"

Center of fastener to retaining pin:

- QYSBXM Series: 3.00"

ISO/IZO Ratchet Head Inserts

Stock No.	Square Drive, inches (mm)	Width, mm	Insert Size, mm	Max Recommended Working Torque, N•m
IZTRAT9X12	1/4 (6)	37	9 x 12	25
IZFRAT9X12	3/8 (10)	38	9 x 12	160
IZSRAT9X12	1/2 (13)	38	9 x 12	160
IZSRAT14X18	1/2 (13)	40	14 x 18	265
IZLRAT14X18	3/4 (19)	40	14 x 18	960
QIZ16Q14X18	1/2 (13)	40	14 x 18	265

IZO Torque Insert Heads

Stock No.	Description
IZ70E9X12	7 mm OE insert 9 x 12
IZ80E9X12	8 mm OE insert 9 x 12
IZ90E9X12	9 mm OE insert 9 x 12
IZ100E9X12	10 mm OE insert 9 x 12
IZ110E9X12	11 mm OE insert 9 x 12
IZ130E9X12	13 mm OE insert 9 x 12
IZ140E9X12	14 mm OE insert 9 x 12
IZ150E9X12	15 mm OE insert 9 x 12
IZ160E9X12	16 mm OE insert 9 x 12
IZ170E9X12	17 mm OE insert 9 x 12
IZ180E9X12	18 mm OE insert 9 x 12
IZ190E9X12	19 mm OE insert 9 x 12
IZ130E14X18	13 mm OE insert 14 x 18
IZ140E14X18	14 mm OE insert 14 x 18
IZ150E14X18	15 mm OE insert 14 x 18

Stock No.	Description
IZ170E14X18	17 mm OE insert 14 x 18
IZ180E14X18	18 mm OE insert 14 x 18
IZ190E14X18	19 mm OE insert 14 x 18
IZ220E14X18	22 mm OE insert 14 x 18
IZ240E14X18	24 mm OE insert 14 x 18
IZ270E14X18	27 mm OE insert 14 x 18
IZ300E14X18	30 mm OE insert 14 x 18
IZ320E14X18	32 mm OE insert 14 x 18
IZ360E14X18	36 mm OE insert 14 x 18
IZ10IR9X12	10 mm Insert Ring 9 x 12
IZ11IR9X12	11 mm Insert Ring 9 x 12
IZ12IR9X12	12 mm Insert Ring 9 x 12
IZ13IR9X12	13 mm Insert Ring 9 x 12
IZ14IR9X12	14 mm Insert Ring 9 x 12
IZ15IR9X12	15 mm Insert Ring 9 x 12

Stock No.	Description
IZ17IR9X12	17 mm Insert Ring 9 x 12
IZ19IR9X12	19 mm Insert Ring 9 x 12
IZ13IR14X18	13 mm Insert Ring 14 x 18
IZ14IR14X18	14 mm Insert Ring 14 x 18
IZ15IR14X18	15 mm Insert Ring 14 x 18
IZ17IR14X18	17 mm Insert Ring 14 x 18
IZ19IR14X18	19 mm Insert Ring 14 x 18
IZ22IR14X18	22 mm Insert Ring 14 x 18
IZ24IR14X18	24 mm Insert Ring 14 x 18
IZ27IR14X18	27 mm Insert Ring 14 x 18
IZ30IR14X18	30 mm Insert Ring 14 x 18
IZ32IR14X18	32 mm Insert Ring 14 x 18
IZ36IR14X18	36 mm Insert Ring 14 x 18
IZWI9X12	Welding insert 9 x 12
IZWI14X18	Welding insert 14 x 18



- Do not exceed rated capacity
- Do not use to break fasteners loose
- Periodic recalibration is necessary to maintain accuracy
- Read safety precautions on pages W1 to W4

INTERCHANGEABLE HEADS





QYOM32A

Center of fastener to retaining pin:


- QJO Series: 2.50"
- QYO Series: 3.00"


Thin Open End Heads, inches

	Stock No.	Shank (dia.)	Maximum Working Torque, ft-lb
9/16	QJO18ARTH	J (0.425")	60
11/16	QJO22ARTH60	J (0.425")	60
1	QJO32ARTH	J (0.425")	60
1-1/16	QJO34ARTH	J (0.425")	60
1-1/8	QJO36ARTH	J (0.425")	60
1-3/16	QJO38ARTH	J (0.425")	60
1-1/4	QJO40ARTH	J (0.425")	60
1-3/8	QJO44ARTH	J (0.425")	60
1-1/2	QJO48ARTH	J (0.425")	60
1-9/16	QJO50ARTH	J (0.425")	60
1-5/8	QJO52ARTH	J (0.425")	60
1-11/16	QJO54ARTH	J (0.425")	60
1-3/4	QJO56ARTH	J (0.425")	60
1-7/8	QJO60ARTH	J (0.425")	60


	Stock No.	Shank (dia.)	Maximum Working Torque, ft-lb
2	QJO64ARTH	J (0.425")	60
2-1/16	QJO66ARTH	J (0.425")	60
2-1/8	QJO68ARTH	J (0.425")	60
2-11/16	QJO86ARTH	J (0.425")	60
1-3/8	QYO44ARTH	J (0.425")	60
1-1/2	QYO48ARTH	Y (0.560")	160
1-9/16	QYO50ARTH	Y (0.560")	160
1-5/8	QYO52ARTH	Y (0.560")	160
1-3/4	QYO56ARTH	Y (0.560")	160
1-7/8	QYO60ARTH	Y (0.560")	160
2	QYO64ARTH	Y (0.560")	160
2-1/8	QYO68ARTH	Y (0.560")	160
2-1/4	QYO72ARTH	Y (0.560")	160

Thin Open End Heads, mm

	Stock No.	Shank (dia.)	Maximum Working Torque, ft-lb
17	QJOM17ARTH	J (0.425")	60
18	QJOM18ARTH	—	—

	Stock No.	Shank (dia.)	Maximum Working Torque, ft-lb
46	QJOM46ARTH	—	—

Open End Heads, mm

	J (0.425")	Y (0.560")	X (0.735")	Z (0.990")	O.D., mm	Head Depth, mm
6	QJOM6A (5)	—	—	—	13	4
7	QJOM7A (6)	—	—	—	15	4
8	QJOM8A (10)	—	—	—	17	4
9	QJOM9A (14)	—	—	—	19	5
10	QJOM10A (22)	—	—	—	21	5
11	QJOM11A (33)	—	—	—	23	6
12	QJOM12A (36)	—	—	—	25	6
13	QJOM13A (41)	—	—	—	27	6
14	QJOM14A (55)	QYOM14A (55)	—	—	29	7
15	QJOM15A (60)	QYOM15A (74)	—	—	31	7
16	QJOM16A (60)	QYOM16A (88)	—	—	33	7
17	QJOM17A (60)	QYOM17A (103)	QXOM17A (103)	—	35	8
18	QJOM18A (60)	QYOM18A (115)	QXOM18A (115)	—	37	8
19	QJOM19A (60)	QYOM19A (138)	QXOM19A (138)	—	39	9
20	QJOM20A (60)	QYOM20A (160)	QXOM20A (160)	—	41	9
21	QJOM21A (60)	QYOM21A (160)	QXOM21A (180)	—	43	9
22	QJOM22A (60)	QYOM22A (160)	QXOM22A (206)	—	46	10
23	QJOM23A (60)	QYOM23A (160)	QXOM23A (229)	—	47	10
24	QJOM24A (60)	QYOM24A (160)	QXOM24A (240)	QZOM24ADP (250)	49	11
25	QJOM25A (60)	QYOM25A (160)	QXOM25A (240)	QZOM25ADP (275)	52	11
26	QJOM26A (60)	QYOM26A (160)	QXOM26A (240)	QZOM26ADP (298)	53	11
27	QJOM27A (60)	QYOM27A (160)	QXOM27A (240)	QZOM27ADP (319)	55	12
29	—	QYOM29A (160)	QXOM29A (240)	QZOM29ADP (379)	58	12
30	QJOM30 (60)	QYOM30A (160)	QXOM30A (240)	QZOM30ADP (413)	61	13
32	QJOM32 (60)	QYOM32A (160)	QXOM32A (240)	QZOM32ADP (480)	65	14
34	—	QYOM34A (160)	QXOM34A (240)	QZOM34ADP (480)	68	14
36	QJOM36A (60)	QYOM36A (160)	QXOM36A (240)	QZOM36ADP (480)	74	15
41	—	QYOM41 (160)	QXOM41A (240)	QZOM41ADP (480)	83	18
46	—	—	QXOM46A (240)	QZOM46ADP (480)	93	19
49	—	—	QXOM49A (240)	—	86	18
50	—	QYOM50A (160)	—	QZOM50ADP (480)	102	20
55	—	—	QXOM55A (240)	QZOM55ADP (480)	113	23
60	—	QYOM60A (160) QXOM60A (240)	—	QZOM60ADP (480)	125	27
65	—	—	—	QZOM65ADP (480)	130	26
70	—	—	—	QZOM70ADP (480)	169	31


Center of fastener to retaining pin:

- QJOM Series: 2.50"
- QYOM Series: 3.00"
- QXOM Series: 4.50"
- QZOM Series: 5.75"

*Use with QC1P100 and QC1I200 torque bodies only; other heads may be used with all listed torque bodies

Value in parentheses is the Maximum Recommended Working Torque, ft-lb.

Open End Heads, inches

	J (0.425")	Y (0.560")	X (0.735")	Z (0.990")	O.D., inches	Head Depth, inches
1/4	QJ08A (5)	—	—	—	17/32	9/64
9/32	QJ09A (7)	—	—	—	21/32	5/32
5/16	QJ010A (9)	—	—	—	21/32	11/64
3/8	QJ012A (18)	—	—	—	25/32	11/64
7/16	QJ014A (26)	—	—	—	29/32	11/64
1/2	QJ016A (34)	QY016A (58)	—	—	1-1/16	11/64
9/16	QJ018A (58)	QY018A (58)	—	—	1-1/16	9/32
5/8	QJ020A (60)	QY020A (70)	—	—	1-5/16	9/32
11/16	QJ022A (60)	QY022A (99)	—	—	1-7/16	5/16
3/4	QJ024A (60)	QY024A (125)	QX024A (125)	—	1-19/32	11/32
13/16	QJ026A (60)	QY026A (160)	QX026A (164)	—	1-23/32	3/8
7/8	QJ028A (60)	QY028A (160)	—	—	1-23/32	3/8
15/16	QJ030A (60)	QY030A (160)	QX030A (200)	—	1-29/32	13/32
1	QJ032A (60)	QY032A (160)	QX032A (240)	QZ032ADP (298)	2-1/32	7/16
1-1/16	QJ034A (60)	QY034A (160)	QX034A (240)	QZ034ADP (480)	2-3/16	15/32
1-1/8	QJ036A (60)	QY036A (160)	QX036A (240)	QZ036ADP (367)	2-5/16	15/32
1-3/16	—	QY038A (160)	QX038A (240)	QZ038ADP (433)	2-7/16	1/2
1-1/4	QJ040A (60)	QY040A (160)	QX040A (240)	QZ040ADP (480)	2-9/16	17/32
1-5/16	—	QY042A (160)	QX042A (240)	QZ042ADP (480)	2-21/32	9/16
1-3/8	QJ044A (60)	QY044A (160)	QX044A (240)	QZ044ADP (480)	2-3/16	19/32
1-7/16	—	QY046A (160)	QX046A (240)	QZ046ADP (480)	3	19/32
1-1/2	QJ048A (60)	QY048A (160)	QX048A (240)	QZ048ADP (480)	3-1/16	5/8
1-9/16	—	QY050A (160)	QX050A (240)	QZ050ADP (480)	3-3/16	21/32
1-5/8	QJ052A (60)	QY052A (160)	QX052A (240)	QZ052ADP (480)	3-11/32	11/16
1-11/16	—	—	QX054A (240)	QZ054ADP (480)	3-13/32	23/32
1-3/4	—	QY056A (240)	QX056A (240)	QZ056ADP (480)	3-9/16	23/32
1-13/16	—	—	QX058A (240)	QZ058ADP (480)	3-21/32	13/32
1-7/8	—	QY060A (240)	QX060A (240)	QZ060ADP (480)	3-13/16	25/32
2	—	—	QX064A (240)	QZ064ADP (480)	4-1/16	27/32
2-1/16	—	—	QX066A (240)	QZ066ADP (480)	4-3/16	27/32
2-1/8	—	—	—	QZ068ADP (480)	4-5/16	5/8
2-1/4	—	QY072 (240)	—	QZ072ADP (480)	4-9/16	15/16
2-3/8	—	—	—	QZ076ADP (480)	—	—
2-1/2	—	—	—	QZ080ADP (480)	5-1/16	1
2-7/8	—	QY092 (240)	—	—	5-31/32	5/8



QJ028A

Center of fastener to retaining pin:

- QJO Series: 2.50"
- QYO Series: 3.00"
- QXO Series: 4.50"
- QZO Series: 5.75"

*Use with QC1P100 and QC1I200 torque bodies only; other heads may be used with all listed torque bodies

Value in parentheses is the Maximum Recommended Working Torque, ft-lb.



- Do not exceed rated capacity
- Do not use to break fasteners loose
- Periodic recalibration is necessary to maintain accuracy
- Read safety precautions on pages W1 to W4

INTERCHANGEABLE HEADS



QZD32A-1

Adaptor

QZD32A-1 Adaptor

- Adaptor Z Shank to 1" Drive



RTWH28JSL




RPWH128Z

Ratcheting Pipe Wrench Head, inches

Size, inches	Stock No.	Shank (dia.)
2	RPWH128Z	Z (0.990")

Ratcheting Flare Nut Heads, 12-Point, inches

	J (0.425")	Y (0.560")
7/16	RTWH28JSL	—
1/2	RTWH32JSL	—
9/16	RTWH36JSL	RTWH36YSL
5/8	RTWH40JSL	RTWH40YSL
11/16	RTWH44JSL	RTWH44YSL
3/4	RTWH48JSL	RTWH48YSL
13/16	RTWH52JSL	RTWH52YSL
7/8	RTWH56JSL	RTWH56YSL
3/8	—	RTWH24YSL
15/16	—	RTWH60YSL
1	—	RTWH64YSL
1-1/16	—	RTWH68YSL
1-1/8	—	RTWH72YSL
1-1/4	—	RTWH80YSL
1-3/8	—	RTWH88YSL
1-1/2	—	RTWH96YSL
1-5/8	—	RTWH104YSL



RTWHM16JSL


Ratcheting Flare Nut Heads, 12-Point, mm

	Stock No.	Shank (dia.)
16	RTWHM16JSL	J (0.425")

Center of fastener to retaining pin:


- RTWHMJ: 3.51"
- RTWHJ: 3.50"
- RTWHY: 4.43"

Flare Nut Heads, 6-Point, mm

	J (0.425")	Y (0.560")	O.D., mm	Head Depth, mm
8	QJRXSM8A (17)	—	17	7
9	QJRXSM9A (25)	—	18	7
10	QJRXSM10A (33)	—	20	8
11	QJRXSM11A (42)	—	21	9
12	QJRXSM12A (50)	—	22	9
13	QJRXSM13A (58)	QYRXSM13A (58)	24	9
14	QJRXSM14A (60)	—	25	10
15	QJRXSM15A (60)	QYRXSM15A (71)	26	10
16	QJRXSM16A (60)	QYRXSM16A (75)	27	11
17	QJRXSM17A (60)	QYRXSM17A (83)	29	11
18	QJRXSM18A (60)	QYRXSM18A (94)	30	12
19	QJRXSM19A (60)	QYRXSM19A (104)	32	12
20	QJRXSM20A	QYRXSM20A (113)	33	13
21	—	QYRXSM21A	34	13


Value in parentheses is the Maximum Recommended Torque, ft-lb.

Flare Nut Heads, 6-Point, inches

	J (0.425")	Y (0.560")	O.D., inches	Head Depth, inches
1/4	QJRXS8A (6)	—	19/32	1/4
5/16	QJRXS10A (17)	—	21/32	9/32
3/8	QJRXS12A (29)	—	3/4	5/16
7/16	QJRXS14A (42)	—	27/32	11/32
1/2	QJRXS16A (54)	—	29/32	3/8
9/16	QJRXS18A (60)	QYRXS18A (67)	1	13/32
5/8	QJRXS20A (60)	QYRXS20A (74)	1-3/32	7/16
11/16	QJRXS22A (60)	QYRXS22A (92)	1-5/32	15/32
3/4	QJRXS24A (60)	QYRXS24A (104)	1-1/4	1/2
13/16	QJRXS26A (60)	QYRXS26A (117)	1-5/16	7/32
7/8	QJRXS28A (60)	QYRXS28A (133)	1-13/32	9/16
15/16	QJRXS30A (60)	QYRXS30A (146)	1-1/2	19/32
1	QJRXS32A (60)	QYRXS32A (158)	1-9/16	5/8
1-1/8	—	QYRXS36A (160)	1-3/4	11/16

Value in parentheses is the Maximum Recommended Working Torque, ft-lb.

Flare Nut Heads, 12-Point, inches

	Shank Dia. Y (0.560")	O.D., inches	Head Depth, inches
9/16	QYRX18A (67)	31/32	13/32
11/16	QYRX22A (92)	1-7/32	1/2
1-3/8	QYRX44A (160)	2	13/16
1-1/2	QYRX48A (160)	2-5/32	27/32
1-5/8	QYRX52A (160)	2-11/32	1
2-1/4	QYRX72A (160)	3-1/2	1-9/16
5/8	QYRX20A (79)	1-1/16	15/32
3/4	QYRX24A (104)	1-1/4	17/32
13/16	QYRX26A (117)	1-9/32	9/16
7/8	QYRX28A (133)	1-13/32	1-3/8
15/16	QYRX30A (146)	1-7/32	23/32
1	QYRX32A (158)	1-7/32	23/32
1-1/16	QYRX34A (160)	1-5/8	23/32
1-1/8	QYRX36A (160)	1-23/32	3/4
1-3/16	QYRX38A (160)	1-13/16	7/8
1-1/4	QYRX40A (160)	1-27/32	23/32



QYRX18A

Center of fastener to retaining pin:

- QJRXSM Series: 2.50"
- QYRXSM Series: 3.00"
- QJRXS Series: 2.50"
- QYRXS Series: 3.00"
- QYRX Series: 3.00"

Value in parentheses is the Maximum Recommended Torque, ft-lb.

GEARED HEAD MULTIPLIERS



MTMB1990



MTMC1475



MTMP4400

Manual Torque Multipliers

- Ideal for use in the oil and gas industry, mining, railroad, heavy fleet, power gen and aviation
- Compact dimensions allow excellent access and easy handling
- Maximum torque output range from 730–25,000 ft-lb (MTMP25000)
- Anti-Wind-Up Ratchet (AWUR) fitted as standard, except for MTMB740, MTMB950 and MTMB1990; keeps the multiplier loaded for easier operation
- MTMC units are calibrated to give exact multiplication ratio, and each MTMC unit is issued with unique Certificate of Calibration
- True torque multiplication, accuracy guaranteed better than $\pm 4\%$
- A variety of alternative reaction fixtures is available

Specifications	MTMC730	MTMC1475	MTMC2950	MTMC5100	MTMB2200	MTMB3300
Reaction Type	Interchangeable	Interchangeable	Interchangeable	Interchangeable	Bar	Bar
Torque Ratio	22:1	27:1	25:1	25:1	15.5:1	26:1
Certification	Yes	Yes	Yes	Yes	No	No
Anti-Wind-Up	Yes	Yes	Yes	Yes	Yes	Yes
Torque Output, Minimum ft-lb	74	147	295	516	220	330
Torque Output, Maximum ft-lb	730	1,475	2,950	5,100	2,200	3,300
Torque Output, Minimum N•m	100	200	400	700	300	450
Torque Output, Maximum N•m	1,000	2,000	4,000	7,000	3,000	4,500
Input Drive Female Square, inches	3/8	1/2	1/2	1/2	1/2	1/2
Output Drive Male Square, inches	3/4	1	1	1-1/2	1	1

Specifications	MTMB740	MTMB950	MTMB1990	MTMP4400	MTMP7000	MTMP14700	MTMP25000
Reaction Type	Bar and Cranked	Bar and Cranked	Bar and Cranked	Plate	Plate	Plate	Plate
Torque Ratio	5:1	5:1	5:1	25:1	125:1	125:1	87.5:1
Certification	No	No	No	No	No	No	No
Anti-Wind Up	—	—	—	Yes	Yes	Yes	Yes
Torque Output, Minimum ft-lb	74	96	200	450	700	1470	2,500
Torque Output, Maximum ft-lb	740	950	1,990	4,400	7,000	14,700	25,000
Torque Output, Minimum N•m	100	130	270	610	950	2,000	3,400
Torque Output, Maximum N•m	1,000	1,300	2,700	6,000	9,500	20,000	34,000
Input Drive Female Square, inches	1/2	1/2	3/4	1/2	1/2	1/2	3/4
Output Drive Male Square, inches	3/4	3/4	1	1-1/2	1-1/2	2-1/2	2-1/2



- Do not exceed rated capacity
- Do not use to break fasteners loose
- Periodic recalibration is necessary to maintain accuracy
- Read safety precautions on pages W1 to W4

ELECTRONIC TORQUE WRENCHES



ED2600

Electronic Dial-Type Torque Wrenches

The straightforward design provides easy setup and usage. There is no need to look directly at the digital display, as the wrench features a three-step LED light bar: a yellow LED warns when the target torque is approaching, a green light illuminates when the target is reached, and a red light indicates over-torque. In addition to the readout and LED's, a buzzer sounds when the desired torque value is reached.

Features:

- Four units of torque: in-lb, ft-lb, N•m, kg•cm
- Three models available, from 5–600 in-lb
- Accuracy: $\pm 1\%$ of indicated value CW and $\pm 2\%$ CCW, from 20–100% of full scale
- Accuracy: $\pm 2\%$ of indicated value CW and $\pm 2\%$ CCW, from 10–19% of full scale
- Three-step LED visual light system: YELLOW LIGHT = approaching target torque, GREEN LIGHT = target torque reached, RED LIGHT = over torque indicator
- Audible tone sounds when the desired torque is reached
- Display can be rotated 180° to allow for left-hand use
- Battery cover is designed to be aviation FOD proof
- Holds “peak” torque reading for 10 seconds
- Resistant to the majority of chemicals used in industrial environments
- Wrench can be hung on a tool board
- Uses one standard 9 V alkaline battery
- NIST® traceable Certificate of Calibration included
- Meets or exceeds ASME® B107.28-2010

Stock No.	Square Drive, inches	in-lb	ft-lb	N•m	kg-cm	Length, inches (mm)	Weight, lb (kg)	Storage Case
ED1050	1/4	5–50	.42–4.17	.56–5.65	5.7–57.61	11.5 (292)	1.25 (.57)	PBED1
ED2250	3/8	25–250	2.08–20.83	2.82–28.25	28–288.03	14.5 (368)	1.51 (.68)	PBED2
ED2600	3/8	60–600	5–50	6.79–67.79	69–691.27	14.5 (368)	1.51 (.68)	PBED2

CE

TORQUE TESTERS



QC1ETT10

Electronic Torque Testers

These electronic torque testers can be placed on the wall in the factory or on a bench to allow operators to test torque wrenches or power tools without having to leave their station.

- Includes Track and Peak modes
- Can be used with nonimpacting power tools (joint rate simulators required)
- Dual scale (English/N•m or English/dN•m)
- Reads bidirectional (clockwise and counterclockwise)
- Uses rechargeable Ni-Cad batteries (2 Ni-Cad 9 V)
- Charger included
- Integral transducer and sturdy housing allow mounting in virtually any position
- Integral Transducer: Full bridge strain gauge, 350 ohms, 1,500 μE , 3 mV/V F.S., 7.5 V excitation
- Unique neck design allows operator to see display when testing long torque wrenches
- Accuracy: $\pm 0.5\%$ of reading ± 1 count in the least significant digit (10–100% of full range) at 25 °C
- Display Accuracy: four digits, 9,999 counts
- Stability: $+0.044\%$ per °C

Stock No.	Square Drive, inches	Range English	Range, N•m
QC1ETT10	1/4	10–100 in-oz	7.0–70.6
QC1ETT400	1/4	40–400 in-oz	28–280
QC1ETT50	1/4	5–50 in-lb	5.6–56
QC1ETT100	1/4	10–100 in-lb	11.3–113
QC2ETT250	3/8	25–250 in-lb	28–280
QC2ETT1000	3/8	100–1,000 in-lb	113–1,130
QC3ETT250	1/2	25–250	34–339
QC4ETT600	3/4	60–600	81–813

The certification of accuracy provided per ASME® and ISO® Standards is 10–100% of full scale.

Digital Torque Testers (DTT Series)

- Can be mounted on a wall or in a bench-top vise
- Features an easy-to-use touchscreen to capture peak torque values during a test in real time
- Download stored torque data to a PC
- Testing options: quick check or ASME®-style test
- Refresh rate of 1,000 data points per second
- Record and track torque wrench test results by serial number, plus add traceability by using wrench serial numbers and technician I.D.
- Choose wrench type
- ±0.5% of indicated test value from 10–100% or rated capacity
- Memory Capacity: 500 records (complete check mode only)
- Includes AC/DC power supply, (6) AA alkaline batteries, USB cable and carrying case
- Highly accurate scale (±0.5% ±1 count 10–100% CW and CCW of indicated test value @ 25 °C)
- Ability to customize between units of measure (N•m, kg-cm, ft-lb, inlb, in-oz), operation modes (Track, Peak, First Peak) and wrench type
- Operating temperature (10–32 °C/ 50–90 °F)
- Refresh rate of 1,000 data Points Per Second
- CSA/UL Requirements: Power supply listed under UL (C and US); 100–240V/ 50–60 Hz, 6 A input and 9 V/1.66 A output
- Includes a Certificate of Calibration



QC3DTT250

Stock No.	Description
DTS8269	AC Adaptor
DTS95095	Power Cord, UK
DTS95096	Power Cord, Australia
DTS95097	Power Cord, EU
2344-0050-03	Table Mounting Bracket For DTT Testers

NOTE: Must order the adaptor and appropriate power cord.

	QC2DTT250	QC3DTT250
Square Drive, inches	3/8	1/2
Range English	25–250 in-lb	25–250
Range, N•m	2.9–28.2	33.9–338.9
Accuracy	±0.5% of Indicated Test Value from 10–100% or Rated Capacity	±0.5% of Indicated Test Value from 10–100% or Rated Capacity
Operating Modes	TRACK, PEAK, FIRST PEAK	TRACK, PEAK, FIRST PEAK
Operating Temperature	32–122 °F (0–50 °C)	32–122 °F (0–50 °C)
Humidity	85% Relative Humidity @ 21 °C (70 °F)	85% Relative Humidity @ 21 °C (70 °F)
Power Supply	Included 9 V AC/DC Adaptor, (6) AA Batteries Included	Included 9 V AC/DC Adaptor, (6) AA Batteries Included
Data/Surge/Recall	Memory Capacity—500 Records (complete check mode only)	Memory Capacity—500 Records (complete check mode only)



TBTT100A



TBT600A

Horizontal Torque Testers and Transducers

- Includes (3) transducers
- Full digital display
- Covers ft-lb, in-lb, in-oz, N•m, kg-m, kg-cm scales
- Peak hold and first peak hold capability
- NIST® traceable

Stock No.	Description	Range	Resolution
TBT600A	Horizontal Torque Tester	5–600	—
TBTT16A	Transducer	7.5–200 in-lb	.002 ft-lb, .02 in-lb, .002 N•m., .0002 kg-m, .02 kg-cm
TBTT100A	Transducer	5–100	.01 ft-lb, 1 in-lb, 2 in-oz, .01 N•m, .001 kg-m, 1 kg-cm
TBTT600A	Transducer	30–600 ft-lb	.05 ft-lb, 5 in-lb, 10 in-oz, 1 N•m, .01 kg-m., 1 kg-cm



- Do not exceed rated torque
- Do not use torque wrenches to break fasteners loose
- Torque multipliers produce very high reaction force, use caution
- Read safety precautions on pages W1 to W4

VERSATORQ® 2 TORQUE METERING AND DATA ACQUISITION SYSTEM

Versatorq® 2 System Torque Acquisition Meters

The Snap-on® Versatorq® 2 portable ATEX®/UL® certified electronic torque analyzer displays torque readings from sensors that attach between sockets and the driver. This highly versatile torque analyzer and data acquisition system can be used with various sockets, extensions, universal joints, and ratcheting drivers. Sensors, purchased separately, are available in eight ranges from 2–20 in-oz to 150–1,500 ft-lb and provide readings with an accuracy of 1% or 2% (dependent on the transducer).

Now "intrinsically safe" for use in hazardous environments (ATEX, UL®, ULC, CE compliant).

- Ideal for applying torque (CW and CCW) in confined spaces with tight access and jobs requiring repetitive torque applications
- Accuracy rating ±1% of reading (10–100% of sensor range). ±2% with VERSA1S10A and VERSA1S20A
- Track mode displays applied torque value and Peak mode displays highest torque value
- Non-volatile flash memory retains data for 10 years or more

- Plug-and-play mini USB for easy data download; no client software needed
- Customer calibration supports ASME® and ISO®
- Includes carrying case (PB57A), mini USB cable (USBATOMINIB), belt clip (276-61) and batteries
- Versatorq® 2 sensors (sold separately) enable accurate torque application using a standard ratchet or breaker bar of any length, with data readout and storage on the cable-connected Versatorq® 2 meter
- Versatorq® 2 sensors available from 2 in-oz up to 1,500 ft-lb with readings in seven popular measurement scales



VERSATORQ2



VERSA2S100A

Torque Acquisition Meters

VERSATORQ2 Versatorq® 2 System

- Includes carrying case (PB57A), mini USB cable (USBATOMINIB), belt clip (276-61) and batteries
- Sensors sold separately

Specifications	VERSATORQ2
Description	VERSATORQ® 2 System
Display	4 Digit with Alpha and Numerical Function Flags
Display Capacity*	4 Digits
Accuracy	±1% of Reading (10–100% of Sensor Range) (±2% with VERSA1S10A and VERSA1S20A Sensors)
Push-Button Keypad	—
Units of Measure	in-oz, in-lb, ft-lb, n•m, cN•m, kg•cm, kg•m
Operating Temperature	40–110 °F (23–42 °C)
Storage Temperature	-2–122 °F (-20–22 °C)
Humidity	Up to 90% Non-Condensing
Dimensions	3" W x 2-1/2" D x 6" L
Weight	—
Charge Life (full charge to shutoff)	—
Data Storage/Recall	—
Battery	—

*Versatorq® display ignores torque input less than .5% of full scale in Track mode and 2.0% of full scale in Peak mode
 Hazardous Location Designation: Class 1, Zone 2, Ex ic IIA
 Temperature Class: T6

Versatorq® 2 Sensors

Stock No.	Square Drive, inches	Range	Sensor Diameter, inches	Sensor Length, inches	Cable Length, inches
VERSA1S10A*	1/4	1–10 in-lb	.7	2.9	48
VERSA1S200A	1/4	20–200 in-lb	.9	2.1	48
VERSA1S20A*	1/4	2–20 in-oz	.5	2.9	48
VERSA1S50A	1/4	5–50 in-lb	.9	2.1	48
VERSA2S100A	3/8	10–100	1.2	2.4	48
VERSA3S250A	1/2	25–250 ft-lb	1.4	2.6	48
VERSA4S600A	3/4	60–600 ft-lb	2.0	3.9	96
VERSA5S1500A**	1	150–1,500	2.4	4.4	92

*Knurled handles allow for fingertip control

**Diameter does not include side-mounted connector

Heavy-duty coiled cord with four-pin MS-style connector

Original Versatorq® Sensors (without "A" suffix in the stock number) are compatible with the VERSATORQ2 meter, but the sensors require calibration

VERSATORQ1® System Accessories

Stock No.	Description
VERSACABLE	RS232 Serial Printer Cable
VERSACABLE2	PC Interface Cable

Please reference the VERSATORQ® 2 instruction manual for the sensor ranges and resolutions in different units of torque measurement.

VERSATEST™ ELECTRONIC TORQUE TESTER & CALIBRATOR

Versatest™

The Versatest™ indicator is a laboratory-grade monitor designed for precise, in-house torque wrench testing and calibration. High-precision torque transducers provide system readings with an accuracy of +/- 0.25% of indicated value. Twelve transducers are available in ranges from 5 in-oz to 2,000 ft-lb. The 4-in-1 Transducer, with a range of 5 in-lb to 250 ft-lb is also available. All transducers feature a built-in memory chip that identifies the transducer and maintains the calibration. Setup and calibration programming is entered via soft touch keys. The Versatest™ can store and recall up to 3,000 torque readings. Torque readings stored in memory can be downloaded to a computer with optional download cable and software.



VERSATEST600

Specifications	VERSATEST
Description	Electronic Torque Tester/Calibrator
Display	Large 5-1/2" x 1-1/2" Backlit LCD Graphics Display (240 x 64 dot matrix, 0.67" torque digits character height)
Capacity	5 Significant Digits +/- 32,000 Counts (16 bit A/D)
Display Rate	Five Updates per Second
Accuracy	±0.25% of reading at 25 °C (with TTC Transducer calibration)
Bar Graph	100 Segment Analog of Applied Torque Scaled to Limits Set Value
Modes	Track, Peak Hold, First Peak, Power Tool
Humidity	85% Relative Humidity @ 21 °C (70 °F)
Dimensions	10" W x 10-1/2" D x 4" H (including carrying handle)
Power Supply	Auto Switching 100–240 VAC, 50/60 Hz, 50 watts
Data Storage/Recall	3,000 Measurements
Histogram	Lower Set Limit, Upper Set Limit, 10 Divisions
Computer Serial Com Port	RS232 (true), 300–19.2K Baud
Analog Output	+(CW)/-(CCW) 1.8 V at Transducer Full Range Linearity, ±1% of Reading
Loader Control Relays	Two, Normally Open, Form A, Rated 12 V DC @ 1/2 A Close Contact at 110% CW or CCW or Torque/Force Transducer Range

VERSATEST

VERSATEST Electronic Torque Tester/Calibrator

- Large LCD display
- Accuracy: +/- 0.25% of indicated value, CW and CCW, from 10–100% of full scale
- Two RS232C serial ports; for use with a printer and PC
- Data storage /recall (with date/time stamp) up to 3,000 readings
- Real-time clock
- Seven Torque Units: ft-lb, in-lb, in-oz, N•m, dN•m, kgm, kg-cm
- Will also load torque screwdrivers
- Smart Plug-and-Play transducers
- Analog output connect to oscilloscope or X-Y plotter
- External Printer can be mounted on top of the Versatest™ unit
- Four Modes: Track, Peak Hold, First Peak, Power Tool
- Transducers available from 5 in-oz to 2,000 ft-lb
- Statistic Process Control (SPC) built in
- Automatic or manual downloading

- All transducers are individually serialized with Certificate of Calibration traceable to NIST®
- Five Languages: English, Spanish, French, Japanese, German
- CE Conformity

VERSATEST600 Versatest™ Complete Electronic Torque Calibration System

- Provides high-speed monitoring of static and dynamic torque inputs
- Includes the Versatest™ Digital Monitor, VERSA600LDR2 600 ft-lb Mechanical Loader, TTC400 4-in-1 Transducer, TTC5000-1 Bracket and TTC12 3/4" 600 ft-lb Transducer

VERSA600LDR2 Versatest™ Mechanical Torque Loader

- Unit will load dial, micrometer, beam and electronic torque wrenches
- Maximum capacity of 600 ft-lb
- Use with any TTC series transducer from 15 in-oz to 600 ft-lb



- Do not exceed rated torque
- Do not use to break fasteners loose
- Periodic recalibration is necessary to maintain accuracy
- Read safety precautions on pages W1 to W4

ELECTRONIC TORQUE TESTER AND CALIBRATOR



TTC2000SYS

TTC2000 Master Torque Calibration System (Manual)
The system tests and calibrates most click-type, digital, dial torque wrenches as well as torque screwdrivers. Twelve transducers are available in ranges from 5 in-oz to 2,000 ft-lb. Also available is the 4-in-1 Transducer, with a range of 4 in-lb to 250 ft-lb. All transducers feature a built-in memory chip that identifies the transducer and maintains the calibration. Set up and calibration programming is entered via soft touch keys. The TTC2000 can store and recall up to 3,000 torque readings. Torque readings stored in memory can be downloaded to a computer with optional download cable and software. Optional kits are available to calibrate cable tensionmeters, tension and compression gauges and non-impact power tools.

TTC2800/TTC2822 Master Torque Calibration System (Motorized)

The TTC2800 has the same features as the TTC2000 series except for the following enhanced features:

- Electric motor powered crank for easy calibration
- Is offered in 110 V version (TTC2800/Complete TTC2800SYS or 220 V version (TTC2822/Complete system TTC2822SYS)

TTC2000SYS Electronic Manual Torque Tester/Calibrator

(Manual) includes: TTC610 Digital Monitor, TTC600 2000 ft-lb Mechanical Loader, SM0773PU Tool Cabinet w/ Casters, TTC400 4-in-1 Transducer, TTC5000-1 Bracket, TTC12 3/4" 600 ft-lb Transducer, TTC14 1" 2000 ft-lb Transducer, TTC5500-1 Extension Arm, 2000-SW WedgeLink Software, 2000-50-3 Download Cable.



TTC2800SYS

TTC2800SYS Motorized Torque Tester/Calibrator

Complete Master Torque Calibration System (Motorized) includes: TTC2800 Monitor, Loader and Tool Cabinet w/ Casters, TTC400 4-in-1 Transducer, TTC5000-1 Bracket, TTC12 3/4" 600 ft-lb Transducer, TTC14 1" 2,000 ft-lb Transducers, TTC5500-1 Extension Arm, 2000-SW WedgeLink Software, 2000-50-3 Download Cable

Features

- Accuracy: $\pm 0.25\%$ of indicated value, CW and CCW, from 10–100% of full scale
- Units of Torque: ft-lb, in-lb, in-oz, N•m, dN•m, cN•m, Kgm, Kg-cm
- Units of Force: lbf, ozf, n, dN, kp, gf
- Four Modes: TRACK, PEAK HOLD, FIRST PEAK, POWER TOOL
- Includes built-in low-profile serial printer
- Transducers available from 5 in-oz to 2,000 ft-lb
- Loader hand crank maximum input torque is 8 ft-lbs, maximum output is 2,000 ft-lb
- All transducers are individually serialized with certificates of calibration traceable to N.I.S.T.
- Programmable automatic or manual options for CLEAR, STORE or SEND
- RS232 serial port for downloading data to PC
- Operating Temperature: 10–32 °C (50–90 °F)
- Automatic lockup in the event of transducer overload
- Data storage/recall (with date/time stamp) up to 3,000 readings
- Dual Voltage: 110 V or 220 V • Real Time Clock
- Smart “Plug and Play” transducers
- NIST® traceable

	TTC2000SYS	TTC2800SYS
Description	Electronic Manual Torque Tester/Calibrator	Motorized Torque Tester/Calibrator
Capacity	8 digits $\pm 32,000$ counts (16 bit A/D)	8 digits $\pm 32,000$ counts (16 bit A/D)
Accuracy*	$\pm 0.25\%$ of reading at 25 °C (with TTC Transducer calibration)	$\pm 0.25\%$ of reading at 25 °C (with TTC Transducer calibration)
Temperature Drift	+0.03 (+0.017)	+0.03 (+0.017)
Maximum Range Display	2-line x 16 character 5 x 8 dot-matrix LCD used for MAX. Transducer range, Units, Calibration, Date/Time, Statistics, Torque/Force or Torque Limits Set, Data Store/Recall, Printer Set Up	2-line x 16 character 5 x 8 dot-matrix LCD used for MAX. Transducer range, Units, Calibration, Date/Time, Statistics, Torque/Force or Torque Limits Set, Data Store/Recall, Printer Set Up
Modes	Track, Peak Hold, First Peak, Power Tool	Track, Peak Hold, First Peak, Power Tool
Operating Temperature	10–32 (50–90)	10–32 (50–90)
Storage Temperature	-20–50 (-2–122)	-20–50 (-2–122)
Humidity	Up to 90% Non-Condensing	Up to 90% Non-Condensing
Power Supply	UL Approved, 120 VAC/220 VAC, 50/60 Hz	120 VAC $\pm 10\%$, 50/60 Hz @3.14 A (including motor current). (Includes stepdown transformer for 240 VAC operation.)
Data Storage/Recall	3,000 Measurements	3,000 Measurements
Statistical Analysis	Max, Min, Range, Mean, SigmaN, Sigma, Cp, Cpk, % Error, -NoGo, +NoGo	Max, Min, Range, Mean, SigmaN, Sigma, Cp, Cpk, % Error, -NoGo, +NoGo
Histogram	Lower Set Limit, Upper Set Limit, 10 Divisions	Lower Set Limit, Upper Set Limit, 10 Divisions
Printer/Computer Serial Output Port	RS232 (True), 300–19.2K Baud	RS232 (True), 300–19.2K Baud
Computer Serial Com Port	RS232 (True), 300–19.2K Baud (Optional)	RS232 (True), 300–19.2K Baud (Optional)
Analog Output	+(CW)/-(CW) 1.8 V at Transducer Full Range Linearity, $\pm 1\%$ of reading	+(CW)/-(CW) 1.8 V at Transducer Full Range Linearity, $\pm 1\%$ of reading
Loader Control Relays	Two, Normally Open, Form A, Rated 12 DVC @ 1/2 A close contact at 110% CW or CCW or torque/force transducer range	Two, Normally Open, Form A, Rated 12 DVC @ 1/2 A close contact at 110% CW or CCW or torque/force transducer range
Loader Hand Crank	Input torque 8 ft-lb Maximum, Output Torque 2,000 ft-lb Maximum	Input torque 8 ft-lb Maximum, Output Torque 2,000 ft-lb Maximum
Motorized Loader Modes	—	Manual; Auto Dial; Auto Click
Motorized Loader Power Supply	—	120 V AC $\pm 10\%$ Hz @ 3.14 A (including motor current); (optional step-down transformer for 240 V AC operation)

Total Uncertainty: Add 7.5–100% of Range and 8–100% of Range
Training programs are available by location (P/N STRN01 to STRN07)

ELECTRONIC TORQUE TESTER AND CALIBRATOR

TTC2000/TTC2800 System Components

TTC600 Loader

TTC610 Digital Indicator

- For electronic torque tester and calibrator

TTC800 Motorized Loader

TTC810 Digital Indicator

Electronic Torque Tester and Calibrator

TTC2000 Electronic Torque Tester/Calibrator

- Automatic sensor recognition with TTC series “Smart” transducers
- Range: 5 in-oz–2,000 ft-lb (bidirectional)
- Total uncertainty (10–100% of range): $\pm 0.25\%$ of indicated torque value
- Alpha-numeric eight-digit display
- Memory to 3,000 values
- Includes low-profile serial printer
- Date and time stamp for stored values
- Statistical analysis performed on stored data
- Programmable manual or automatic options for Clear, Store and Print functions
- Recall and review of stored torque values
- Modes: Track, Peak, First Peak and Power Tool
- Optional angle encoder
- RS232C port is standard
- Analog output is standard
- Full digital circuitry
- Eight torque measurement units: in-oz, in-lb, ft-lb, cN•m, dN•m, N•m, kg-cm and kg-m
- Automatic lock-up for transducer protection
- NIST® traceable

TTC2000SYS Electronic Manual Torque

Tester/Calibrator

- TTC2000SYS includes: TTC2000 Monitor, Mechanical Loader and Cabinet, TTC400 4-in-1 Transducer Kit (4 in-lb–250 ft-lb), TTC12 Transducer Kit (60–600 ft-lb), TTC14 Transducer Kit (200–2,000 ft-lb), TTC5500-1 Extension Arm, TTC5000-1 4-in-1 Transducer Bracket, 2000-SW WedgeLink Software and 2000-50-3 Download Cable
- NIST® traceable

TTC2800SYS Motorized Torque Tester/Calibrator

- Front Panel Function Keys: SELECT Torque/Force; MODE, UNIT; ZERO TARE; CALIBRATION; DATE/TIME; SET LOW; STORE DATA; RECALL DATA; STATISTICS; SEND/AUTO SEND; AUTO CLEAR; MANUAL CLEAR; ENTER; VALUE increment; VALUE decrement; DIGIT left; DIGIT right
- Model TTC2800SYS includes: TTC2800 TTC Monitor, Motorized Loader, and Cabinet, TTC400 4-in-1 Transducer Kit (4 in-lb–250 ft-lb), TTC5000-1 4-in-1 Transducer Bracket, TTC12 Transducer Kit (60–600 ft-lb), TTC14 Transducer Kit (200–2,000 ft-lb), TTC5500-1 Extension Arm, 2000-SW WedgeLink Software and 2000-50-3 Download Cable
- NIST® traceable

TTC2800-220V Motorized Torque Tester/Calibrator (220 V AC)

- Front Panel Function Keys: SELECT Torque/Force; MODE, UNIT; ZERO TARE; CALIBRATION; DATE/TIME; SET HIGH; SET LOW; STORE DATA; RECALL DATA; STATISTICS; SEND/AUTO SEND; AUTO CLEAR; MANUAL CLEAR; ENTER; VALUE increment; VALUE decrement; DIGIT left; DIGIT right
- NIST® traceable



TTC2800SYS



TTC8



TTC400

Transducers

All TTC series transducers include the correct adaptor for the indicated torque range.

Stock No.	Description	Range	Bench Top Mounting Bracket
TTC4***	1/4" Drive Transducer	5–50 in-oz	TTC3421
TTC5	1/4" Drive Transducer	15–200 in-oz	TTC3421
TTC6	1/4" Drive Transducer	4–50 in-lb	TTC3421
TTC65	1/4" Drive Transducer	15–150 in-lb	TTC3421
TTC7	3/8" Drive Transducer	30–400 in-lb	TTC3421
TTC8	3/8" Drive Transducer	80–1,000 in-lb	TTC3421
TTC10	1/2" Drive Transducer	10–125 ft-lb	TTC3422
TTC11	1/2" Drive Transducer	20–250 ft-lb	TTC3422
TTC12	3/4" Drive Transducer	60–600 ft-lb	TTC3422
TTC13	1" Drive Transducer	100–1,000 ft-lb	TTC15002
TTC14	1" Drive Transducer	200–2,000 ft-lb	TTC15002
TTC400**	1/4", 3/8" and 1/2" Drive 4-in-1 Transducer	4 in-lb–250 ft-lb	N/A
TTC5000-1*	4-in-1 Adaptor Plate	—	—
TTC34325	4-in-1 Table Mounting Bracket	—	—

*TTC400 requires the TTC5000-1 Adaptor Plate when used with the TTC600 Manual Loader, TTC800 Motorized Loader and VERSA600LDR2

**Required for TTC400 4-in-1 Torque Transducer to be used on TTC600/TTC800 loaders

Total Uncertainty: Add 7.5–100% of Range and 8–100% of Range (to some transducers).

***Accuracy is $\pm 0.5\%$ of indicated test value from 10% to 100% of indicated torque value



- Do not exceed rated torque
- Periodic recalibration checks are necessary to maintain and assure torque tester accuracy
- Read safety precautions on pages W1 to W4

ELECTRONIC TORQUE TESTER AND CALIBRATOR



TTC2600



TTC2610



TTC2620

Force Testing Equipment

- Reaction arms, cables, mounting plates and fixtures are available for testing tensiometers, plus compression and tension gauges. The TTC600 and TTC800 loaders and TTC Series transducers can be configured to deliver compression and tension loads
- The TTC610/TTC810 indicator also provides measurement, display, storage and statistical analysis for force inputs

Stock No.	Description
TTC2600	Tensiometer Testing Kit
TTC2610	Tension Gauge Testing Kit
TTC2620	Compression Gauge Testing Kit
TTC26302	Force Arm Kit

Force testing feature can only be used with single transducers and CANNOT be used with the TTC400 4-in-1 multi transducer.

TTCALKIT Calibration Kit

- Includes TTC3200 Weight Set (#1), TTC500 2-1/2" Calibration Wheel, TTC1510 5" Calibration Wheel, TTC1520 10" Butterfly Calibration Wheel, 2000-226-3 Adaptor (1/2" x 3/8"), TTC1540 40" Calibration Arm, 390-2-2 4 oz Calibration Weight Tray, TTC301 8 oz Calibration Weight Tray, TTC3040 7.5 lb Calibration Weight Tray, TTC3020 15 lb Calibration Weight Tray, TTC3030 50 lb Calibration Weight Tray and TTC25002 Calibration Stand Kit
- Kit can be used on all TTC Systems



TTC26302

Accessories

TTC900121 Smart Cable Replacement

Calibration Wheels/Arms

Use to calibrate any TTC Series transducer. Arms are certified to manufacturer's standards.

Stock No.	Description
TTC500	2-1/2" Calibration Wheel (max 50 in-oz)
TTC1510	5" Calibration Wheel (max 150 in-lb)
TTC1520	10" Butterfly Wheel (max 250 ft-lb)
TTC1530	1/2" and 3/8" Drive 20" Calibration Arm
TTC1540	1-1/4" Drive 40" Calibration Arm
TTC75002	Torque Screwdriver Testing Kit (for 2800 and 2000 Series Systems)

Weight Sets

Used to calibrate any TTC Series transducer. All weights are NIST® (NBS) traceable.

Stock No.	Description
TTC3200	No. 1 Weight Set (for all transducers)
TTC3210	No. 2 Weight Set (200 in-oz–600 ft-lb)
TTC3220	No. 3 Weight Set (600–2,000 ft-lb)

Weight Hangers/Trays

Used to calibrate any TTC series transducer. Weight trays are certified as to weight.

Stock No.	Description
390-2-2	Weight Hanger (4 oz)
TTC301	Weight Hanger (1/2 lb)
TTC3040	Weight Tray (7.5 lb)
TTC3020	Weight Tray (15 lb)
TTC3030	Weight Tray (50 lb)



QC2JRS400

Joint Rate Simulator Adaptors

- Use with torque tester when testing nonimpacting power tools
- Square drive adaptor is placed on top of square drive of the torque tester and tightened with a set screw
- Adaptor bit is inserted into the power tool and mated to the top of the joint adaptor
- By stacking the Belleville washers in set patterns, the joint rate adaptor can simulate soft, medium or hard joints

Stock No.	Square Drive, inches	Capacity, in-lb	Adaptor Bit	Load Screw
QC1JRS50	1/4	50	1/4" Hex x 3/16" Hex	1/4" x 28 x 1
QC2JRS400	3/8	400	3/8" Square Internal x 3/8" Hex	7/16" x 20 x 1.5
QC2JRS1000	3/8	1,000	3/8" Square Internal x 1/2" Hex	5/8" x 18 x 1.5

Accessories

Stock No.	Description
TTC3421	Transducer Mount (5–50 in-oz to 80–1,000 in-lb)
TTC3422	Transducer Mount (10–125 ft-lb to 60–600 ft-lb)
2000-150-03	Transducer Mount (60–600 ft-lb to 200–2,000 ft-lb)
TTC75006	Torque Screwdriver Testing Kit (for VERSATEST600 Loader System)
260-27	1/4" Hex x 1/4" Square Socket Adaptor
342-40	Female 1/4" Square x 1/4" Square Socket Adaptor
342-41-1	Female 1/4" Square x 1/4" Square Socket Adaptor
342-41-1S	Female 1/4" Square x 3/8" Square Socket Adaptor
342-41-2	Female 3/8" Square x 3/8" Square Socket Adaptor
65-26-2	Female 1/2" Square x 3/8" Square Socket Adaptor
65-78-1	Female 1/2" Square x 3/4" Square Socket Adaptor
65-78-2	Female 3/4" Square x 3/4" Square Socket Adaptor
75-25-1	Female 1" Square x 3/4" Square Socket Adaptor
75-20	Female 1" Square x 1" Square Socket Adaptor
2000-152-3	1/2" Male x 3/8" Female Square Drive Reducer
2000-226-3	3/4" Male x 1/2" Female Square Drive Reducer
2000-226-2	1" Male x 3/4" Female Square Drive Reducer
2000-0154-18	1-1/4" Male x 3/4" Female Square Drive Reducer
TTC25002	Complete Calibration Stand Kit (Including Adaptors)
TTC75002	Torque Screwdriver Testing Kit (for 2800 and 2000 Series Systems)
TTC5500-1	Extension Arm (For 2000 and 2800 Series Loaders)
QCDC3250	Electronic Torque Digital Checker—1/2 and 3/8" (25–250 ft-lb)
TCR175	Torque Comparator (175 ft-lb Max)
TCR600	Torque Comparator (600 ft-lb Max)
TTC503	USB Download Cable for SureTest and TTC systems



TTC25002

Torque Digital Checker

QCDC3250 Electronic Torque Digital Checker—1/2 and 3/8" (25–250 ft-lb)

- Easy method to check a 1/2 or 3/8" drive torque wrench
- Highly Accurate: +/- 1% CW and +/- 1% CCW of indicated value
- Large, easy-to-read backlit LCD screen
- Three measurement modes: ft-lb, in-lb, N•m
- Three primary torque checking modes—Track, Peak Hold, First Peak
- Integrated exercise adaptor on mounting plate to “break in” mechanical torque wrenches before testing
- Includes GAF2A 3/8" adaptor with storage pocket for convenience when testing 3/8" drive torque wrenches
- Integrated exercise adaptor on mounting plate (allows user to break-in for accurate results per ASME® B107-300 standard)
- Battery powered by 3 AA alkaline batteries—optional AC adaptor available (DTS8269)
- Adjustable shut-off feature
- CE approved
- Includes Certificate of Calibration

TCR175 Torque Comparator (175 ft-lb Max)

- Determines if a torque wrench requires calibration to maintain proper application of torque
- 1/2" female square drive input and 175 ft-lb capacity with 5 ft-lb graduations and 230 N•m capacity with 10 N•m increments is a perfect fit for the most popular torque wrenches
- Integrated exercise adaptor makes break-in process in simple, providing the most accurate results (as per B107-300 standard)
- 2% accurate within ±2% of the reading from 20% of full scale to full scale clockwise and counterclockwise
- Able to check a 3/8" drive torque wrench by using an A2A or GAF2A adaptor
- Does not include Certificate of Calibration

TCR175C Torque Comparator (Certificate of Calibration)

TCR600 Torque Comparator (600 ft-lb Max)

- Similar to TCR175 except for:
- 3/4" female square drive input and 600 ft-lb capacity with 10 ft-lb graduations and 800 N•m capacity with 20 N•m increments
- Compact design with 1/4" steel mounting plate allows for convenient installation in any direction: horizontally on a bench, vertically on a wall, or on any other sturdy, flat surface
- Use on most 3/4" drive torque wrenches
- Does not include Certificate of Calibration

TCR600C Torque Comparator (Certificate of Calibration)



QCDC3250



TCR175C



TCR600C



- Do not exceed rated torque
- Periodic recalibration checks are necessary to maintain and assure torque tester accuracy
- Read safety precautions on pages W1 to W4

PNEUMATIC TORQUE



Pneumatic Torque Wrenches

PTM Features:

- Twin motor technology allows the PTM to be both lightweight and fast
- Compact and powerful, allowing excellent access to a variety of threaded fasteners
- The secondary trigger ensures hands are away from pinch points during operation
- Run-down speeds up to 224 RPM (for PTM370)
- A wide variety of reaction fixtures are available, making this an extremely versatile tool
- These are nonimpacting tools with low vibration levels
- Operate at noise levels below 85 dB (under load)
- Gearbox rotates independently from the handle so reaction forces are never transferred back to the operator
- All tools are supplied with a Certificate of Calibration and torque vs. pressure chart
- PTM Series offers a wide range of torque output, from 74–4,500 ft-lb
- Accuracy of ±5%
- Includes case, cranked reaction fixture, tool hanger, secondary handle and male quick connect

Stock No.	Description	Torque Range (ft-lb)	Torque Range (N•m)	Square Drive Size
PTM370	Pneumatic Torque Wrench	74–370	100–500	3/4
PTM590	Pneumatic Torque Wrench	118–590	160–800	3/4
PTM740	Pneumatic Torque Wrench	147–740	200–1,000	3/4
PTM1000	Pneumatic Torque Wrench	200–1,000	270–1,350	1
PTM1475	Pneumatic Torque Wrench	295–1,475	400–2,000	1
PTM1990	Pneumatic Torque Wrench	400–1,990	540–2700	1
PTM2950	Pneumatic Torque Wrench	590–2,950	800–4,000	1-1/2
PTM3300	Pneumatic Torque Wrench	660–3,320	900–4,500	1-1/2
PTM4400	Pneumatic Torque Wrench	885–4,425	1200–6,000	1-1/2
WTE4G72L9	9" Wheel Torque Extension (for PTM740)	—	1,000 (1,350)	1



PTQ1WTCUP562



PTQ1WTCUP482



PTQ1WTCUPD30



PTQ1WTCPBWD1



PTQ1WTCPBWD2

Pneumatic Torque Wrench Wheel Torque Accessories

- Wheel extension and cup combine to create a reaction point when torquing lug nuts on trucks and heavy equipment

Stock No.	Description	Use with Snap-on Sockets
PTQ1WTCUP342	Standard Cup	IM322A, IM342A
PTQ1WTCUP362	Standard Cup	IM362
PTQ1WTCUP482	Standard Cup	IM482, IMM382
PTQ1WTCUP542	Standard Cup	IM502, IM522, IM542
PTQ1WTCUP562	Standard Cup	IM562, IMM412
PTQ1WTCUPD362	Deep Well Cup	SIM322, SIM342, SIM362
PTQ1WTCUPD562	Deep Well Cup	SIM462, SIM482, SIM522, SIM562
PTQ1WTCUPD30	Deep Well Cup	SIMM302
PTQ1WTCUPD35	Deep Well Cup	SIM382, SIM402, SIM422, SIM442, SIMM302, SIMM322, SIMM332, SIMM352
PTQ1WTCPBWD1	Deep Well Cup	BW626A, BWD482
PTQ1WTCPBWD2	Deep Well Cup	BWDM412



PTMFRL

Pneumatic Torque Filter/Regulators

PTMFRL Filter/Regulator Unit

- Filter and lubricator in one unit
- Large pressure gauge allows the operator to easily select the appropriate pressure
- Adjustable lubricator provides the proper amount of lubrication for PTM Series of tools



THESE TOOLS ARE BASIC, BUT THEIR CONSTRUCTION AND PERFORMANCE ARE ANYTHING BUT. NO MATTER THE LENGTH, THICKNESS, TIPS STYLE OR HANDLE SIZE, EVERY SNAP-ON® SCREWDRIVER IS BLESSED WITH THE ULTIMATE COMBINATION OF COMFORT, POWER AND VERSATILITY.

STILL DRIVEN TO PROVIDE THE INDUSTRY'S BEST DRIVERS.

An inner core that maximizes torque. A middle layer that resists impacts and solvents. And an outer layer of textured material that improves grip, comfort and turning power. These are the features that have made our screwdrivers legendary. They're also available in seven tip type profiles, and feature shanks made from special alloy steel for maximum strength and longevity. And our prybars are made from precision-forged, heat-treated steel to also provide ultimate leverage, versatility and durability.

SCREWDRIVERS

SOFT GRIP HANDLE COMBINATION SETS



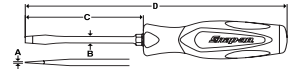
SGDX80BR



SGDX60B0



SGDX60BRFR



Combination Screwdriver Sets

Type	Handle	Stock No	A	B	C	D	Set Contains:		
							SGDX80BR*	SGDX60BR*	SGDX60BRFR
Flat Tip Standard	Hard	SHD1R †	.040	1/4	1-7/8	3-3/4	•		
	Soft	SGD2BR*	.035	7/32	2-13/16	6-15/16	•	•	•
	Soft	SGD4BR*	.040	1/4	3-15/16	8-27/32	•	•	•
	Soft	SGD6BR*	.050	5/16	5-15/16	10-27/32	•	•	•
PHILLIPS® Standard	Hard	SHDP22IRR*	#2	1/4	1-5/8	3-1/2	•		
	Soft	SGDP31IRBR*	#1	3/16	2-31/32	7-1/8	•	•	•
	Soft	SGDP42IRBR*	#2	1/4	3-31/32	8-7/8	•	•	•
	Soft	SGDP63IRBR	#3	5/16	5-29/32	10-13/16		•	•

† Does not include hex bolster

Sets shown include storage tray; SGDX60BRFR includes foam organizer.

Colors Available




Red Orange Green

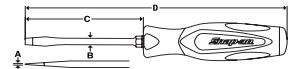
* R O G
ADD SUFFIX TO STOCK NUMBER FOR SPECIAL COLORS



SGDXL80BR



SGDX40BR



SGDXXL20BR

Cabinet-Type/Soft Handle, Chrome

Type	Stock No.	A	B	C	D	Set Contains:		
						SGDXL80BR*	SGDX40BR*	SGDXXL20BR*
Flat Tip Cabinet	SGD146BR*	.030	3/16	5-13/16	10-1/8	•		
	SGD480BR*	.032	1/4	7-15/16	12-3/4	•		
	SGD4120BR*	.032	1/4	11-15/16	16-3/4	•		
	SGD4160BR*	.032	1/4	15-15/16	20-3/4	•		
PHILLIPS® Cabinet	SGDP61BR	#1	3/16	6	10	•		
	SGDP82BR	#2	1/4	8	13	•		
	SGDP122BR	#2	1/4	12	17	•		
	SGDP162BR*	#2	1/4	16	21	•		
Flat Tip Mini	SGD304BR*	.020	1/8	3	5-7/8		•	
	SGD306BR*	.030	3/16	3	5-7/8		•	
PHILLIPS® Mini	SGDP300BR*	#0	1/8	3	6		•	
	SGDP301BR*	#1	3/16	3	6		•	
Extra-Long	SGD424BR*	.046	1/4	24	28-3/4			•
	SGDP242BR*	#2	1/4	24	28-3/4			•

Sets include storage tray.

Colors Available



Red Orange Green

* R O G
ADD SUFFIX TO STOCK NUMBER FOR SPECIAL COLORS

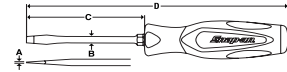
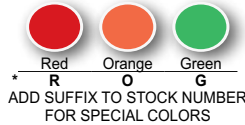
Standard/Hard Handle, Chrome

	Stock No.	A	B	C	D	Set Contains:	
						SHDX80R*	SHDX60R*
Flat Tip Standard	SHD1R*†	.040	1/4	1-7/8	3-3/4	•	
	SHD2R*	.035	7/32	2-13/16	6-15/16	•	•
	SHD4R	.040	1/4	3-15/16	8-27/32	•	•
	SHD6R	.050	5/16	5-15/16	10-27/32	•	•
	SHD8R	.055	3/8	7-29/32	13-13/32	•	
PHILLIPS® Standard	SHDP22IRR	#2	1/4	1-5/8	3-1/2	•	
	SHDP31IRR*	#1	3/16	2-31/32	7-1/8	•	•
	SHDP42IRR*	#2	1/4	3-31/32	8-7/8	•	•
	SHDP63IRR*	#3	5/16	5-29/32	10-13/16	•	•

†Does not include hex bolster

Sets include storage tray.

Colors Available



SHDX80R



SHDX60R

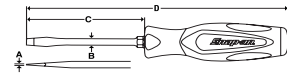
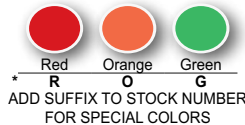
Standard/Hard Handle

	Stock No.	A	B	C	D	Set Contains:		
						GSHDX80R	SHDX40R*	SHDXL80R*
Flat Tip Industrial Finish Shank	GSHD1R††	.037	1/4	1-1/2	3-3/4	•		
	GSHD2R††	.032	7/32	2-7/8	7	•		
	GSHD4R††	.037	1/4	4	8-7/8	•		
	GSHD6R††	.046	5/16	6	10-27/32	•		
	GSHD8R††	.050	3/8	8	13-13/32	•		
PHILLIPS® Tip Industrial Finish Shank	GSHDP22IRR††^	#2	1/4	1-1/2	3-3/4	•		
	GSHDP31R††	#1	3/16	3	7-1/4	•		
	GSHDP42R††	#2	1/4	4	8-7/8	•		
Flat Tip Cabinet	SHD146R*	.030	3/16	6	10-1/8			•
	SHD480R*	.032	1/4	8	12-3/4			•
	SHD4120R*	.032	1/4	12	16-3/4			•
	SHD4160R*	.032	1/4	16	20-3/4			•
PHILLIPS® Tip Cabinet	SHDP61R*	#1	3/16	6	10-1/4			•
	SHDP82R*	#2	1/4	8	12-7/8			•
	SHDP122R*	#2	1/4	12	16-3/4			•
	SHDP162R*	#2	1/4	16	20-3/4			•
Flat Tip Mini	SHD304R*	.018	1/8	3	5-7/8		•	
	SHD306R*	.030	3/16	3	5-7/8		•	
PHILLIPS® Tip Mini	SHDP300R*	#0	1/8	3	5-13/16			•
	SHDP301R*	#1	3/16	3	5-13/16			•

^Does not include hex bolster
†† Industrial Finish

Sets include storage tray.


Colors Available



GSHDX80R



SHDX40R


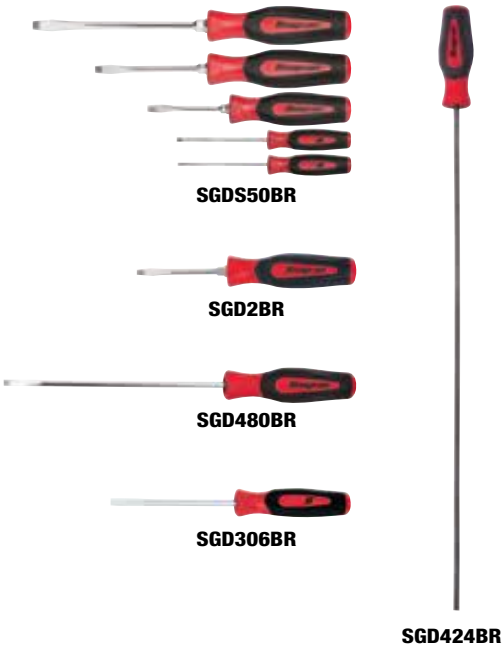
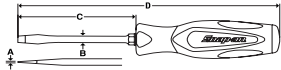


SHDXL80R



• Do not use screwdrivers as prybars, chisels or punches
• Read safety precautions on pages W1 to W4

SOFT HANDLE FLAT TIP INSTINCT®



ADD SUFFIX TO STOCK NUMBER FOR SPECIAL COLORS

— Standard/Soft Handle, Chrome

Set Contains:

SGDS50BR

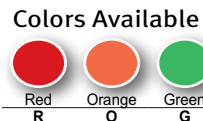
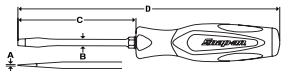
	Stock No.	A	B	C	D	
Flat Tip Standard	SGD2BR	.035	7/32	2-13/16	6-15/16	•
	SGD4BR	.040	1/4	3-15/16	8-27/32	•
	SGD6BR	.050	5/16	5-15/16	10-27/32	•
	SGD8BR	.055	3/8	7-29/32	13-13/32	
	SGD10BR	.055	3/8	10	15-7/16	
Flat Tip Cabinet	SGD146BR	.030	3/16	5-13/16	10-1/8	
	SGD1410BR	.032	3/16	10	14-5/32	
	SGD1416BR	.032	3/16	16	20-5/32	
	SGD480BR	.032	1/4	7-15/16	12-3/4	
	SGD4100BR	.032	1/4	9-15/16	14-3/4	
	SGD4120BR	.032	1/4	11-15/16	16-3/4	
Flat Tip Mini	SGD304BR	.020	1/8	3	5-7/8	•
	SGD306BR	.030	3/16	3	5-7/8	•
Flat Tip Extra-Long	SGD424BR	.046	1/4	24	28-3/4	

Set includes storage tray.

SGDS50BR 5 pc Flat Tip Instinct® Soft Grip Screwdriver Set

- Instinct® handle provides maximum turning power and greater comfort
- Six specially designed curves and flutes provide fingertip control and aid in spinning
- Tips are precision cut and vapor blasted for the best possible grip and help prevent chrome plating from peeling
- Nickel-chrome plating helps protect against corrosion and makes it easy to wipe clean
- Replaceable blades are cold forged from special alloy steel and heat treated for optimum strength and durability
- Hexagon bolster prevents blade from being forced into handle and provides wrench-assisted turning

HARD HANDLE FLAT TIP INSTINCT®



ADD SUFFIX TO STOCK NUMBER FOR SPECIAL COLORS

— Standard/Hard Handle, Chrome

	Stock No.	A	B	C	D
Flat Tip Standard	SHD1R†	.040	1/4	1-7/8	3-3/4
	SHD2R	.035	7/32	2-13/16	6-15/16
	SHD4R	.040	1/4	3-15/16	8-27/32
	SHD6R	.050	5/16	5-15/16	10-27/32
	SHD8R	.055	3/8	7-29/32	13-13/32
	SHD10R	.055	3/8	10	15-7/16
Flat Tip Industrial	GSHD1R†	.037	1/4	1-1/2	3-3/4
	GSHD2R	.032	7/32	2-7/8	7
	GSHD4R	.037	1/4	4	8-7/8
	GSHD6R	.046	5/16	6	10-27/32
	GSHD8R	.050	3/8	8	13-13/32
Flat Tip Cabinet	SHD146R	.030	3/16	6	10-1/8
	SHD480R	.032	1/4	8	12-3/4
	SHD4120R	.032	1/4	12	16-3/4
	SHD4160R	.032	1/4	16	20-3/4
Flat Tip Mini	SHD304R	.018	1/8	3	5-7/8
	SHD306R	.030	3/16	3	5-7/8

†Does not include hex bolster

FLAT TIP/POCKET AND SPARK TEST



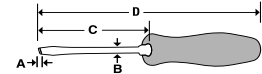
SDD2040

— Pocket, Chrome

Stock No.	Type	Description	A	D
SDD2040	Pocket	Flat Tip Pocket Screwdriver	.025	4-3/4
SDD2240	Pocket	Flat Tip Pocket Screwdriver with Magnet	.025	4-3/4



SDD214



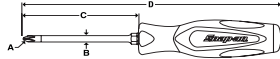
— Spark Test, Chrome

Stock No.	Type	Description	A	D
SDD214	Spark Test	Flat Tip Spark Test Screwdriver	.025 x 1/8	5-1/8

SOFT HANDLE PHILLIPS® INSTINCT®



SGDP42IRBR



+ Standard/Soft Handle, Chrome

Stock No.	A	B	C	D
SGDP31IRBR	#1	3/16	2-31/32	7-1/8
SGDP42IRBR	#2	1/4	3-31/32	8-7/8
SGDP62IRBR	#2	1/4	6	10-7/8
SGDP63IRBR	#3	5/16	5-29/32	10-13/16
SGDP64IRBR	#4	3/8	6	11-1/2
SGDP84BR	#4	3/8	8	15-5/8



SGDP82BR

+ Cabinet-Type/Soft Handle, Chrome

Stock No.	A	B	C	D
SGDP101BR	#1	3/16	10	14-1/8
SGDP102BR	#2	1/4	9-3/8	14-1/4
SGDP122BR	#2	1/4	12	17
SGDP162BR	#2	1/4	16	21
SGDP61BR	#1	3/16	6	10
SGDP82BR	#2	1/4	8	13

+ Mini Tip/Soft Handle, Chrome

Stock No.	A	B	C	D	
SGDP300BR	#0	1/8	3	6	•
SGDP301BR	#1	3/16	3	6	•
SGDP31IRBR	#1	3/16	2-31/32	7-1/8	•
SGDP42IRBR	#2	1/4	3-31/32	8-7/8	•
SGDP63IRBR	#3	5/16	5-29/32	10-13/16	•

Set Contains:

SGDP50BR



SGDP50BR

Colors Available



ADD SUFFIX TO STOCK NUMBER FOR SPECIAL COLORS



SGDP301BR



SGDP300BR



SGDP216BR

+ Mini Tip/Soft Handle, Chrome

Stock No.	A	B	C	D
SGDP300BR	#0	1/8	3	6
SGDP301BR	#1	3/16	3	6

Colors Available



ADD SUFFIX TO STOCK NUMBER FOR SPECIAL COLORS

+ Extra-Long/Soft Handle, Chrome

Stock No.	A	B	C	D
SGDP116BR	#1	3/16	16	20-5/32
SGDP216BR	#2	3/16	16	20-5/32
SGDP242BR	#2	1/4	24	28-3/4

Colors Available



ADD SUFFIX TO STOCK NUMBER FOR SPECIAL COLORS



• Do not use screwdrivers as prybars, chisels or punches
• Read safety precautions on pages W1 to W4

SOFT HANDLE PHILLIPS® INSTINCT®



SGDDP50BR

Diamond Tip

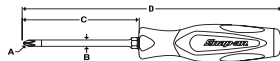
- Diamond particles “bite” into fasteners, which minimizes slipping
- Diamond tips are extremely hard for long lasting performance and minimal wear
- Hex shape blades allow a wrench to be used for higher torque applications
- Tip identifier on the crown helps to quickly identify the needed tool

Set
Contains:
SGDDP50BR

Red	A	B	C	D	Blade	
SGDDP31IRBR	#1	.197	3	7-5/32	SSDDP31RB†	•
SGDDP42IRBR	#2	.236	4	8-29/32	SSDDP42RB†	•
SGDDP61IRBR	#1	.197	6	10-5/32	SSDDP61RB†	•
SGDDP62IRBR	#2	.236	6	10-29/32	SSDDP62RB†	•
SGDDP63IRBR	#3	.315	5-3/4	10-5/8	SSDDP63RB†	•

Set includes storage tray.

HARD HANDLE PHILLIPS® INSTINCT®



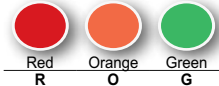
SHDP63IRR

✦ Standard/Hard Handle, Chrome

Stock No.	A	B	C	D
SHDP22IRR †	#2	1/4	1-5/8	3-1/2
SHDP31IRR	#1	3/16	2-31/32	7-1/8
SHDP42IRR	#2	1/4	3-31/32	8-7/8
SHDP62IRR	#2	1/4	6	10-13/32
SHDP63IRR	#3	5/16	5-29/32	10-13/16
SHDP64IRR	#4	3/8	6	11-1/2

†Does not include hex bolster

Colors Available



ADD SUFFIX TO STOCK NUMBER FOR SPECIAL COLORS

✦ Standard/Hard Handle, Industrial



GSHDP31R

Stock No.	A	B	C	D
GSHDP22IRR †	#2	1/4	1-1/2	3-3/4
GSHDP31R	#1	3/16	3	7-1/4
GSHDP42R	#2	1/4	4	8-7/8

†Does not include hex bolster

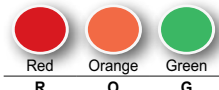
✦ Cabinet-Type/Hard Handle, Chrome



SHDP82R

Stock No.	A	B	C	D
SHDP61R	#1	3/16	6	10-1/4
SHDP82R	#2	1/4	8	12-7/8
SHDP122R	#2	1/4	12	16-3/4
SHDP162R	#2	1/4	16	20-3/4

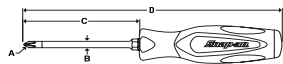
Colors Available



ADD SUFFIX TO STOCK NUMBER OR SPECIAL COLORS


✦ Mini Tip/Hard Handle, Chrome

Stock No.	A	B	C	D
SHDP300R	#0	1/8	3	5-13/16
SHDP301R	#1	3/16	3	5-13/16



SHDP300R

Colors Available



ADD SUFFIX TO STOCK NUMBER FOR SPECIAL COLORS

✦ Pocket, Chrome

Stock No.	Description	A	B	C	D
SDDP204B0	PHILLIPS® #1 Pocket Screwdriver	#1	1/8	2	4-7/8



SDDP204B0

SOFT GRIP (Blue-Point®)

PHILLIPS®/Soft Grip (Blue-Point®)

	Stock No.	Tip Size	Blade Length, inches	Length, inches	•
Flat Tip	BSGD3	1/8	3	6-1/2	•
	BSGD4	7/32	5	9	•
	BSGD5	1/4	6	10-1/4	•
	BSGD6	5/16	7	11-1/4	•
	BSGD7	3/8	8	12-3/8	•
PHILLIPS®	BSGDP41	#1	4	8	•
	BSGDP52	#2	5	9-1/4	•

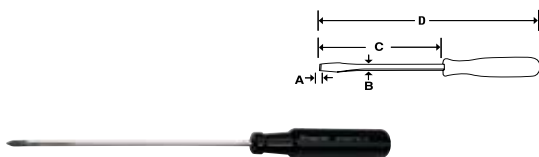
Set Contains:

BSGDx70



BSGDx70

ELECTRONIC SERVICE



SSDEP61C

Electronic Thin Blade/Flat Tip

Flat Tip Electronic Thin Blade Screwdriver

- Handles have recessed ends for fingertip pressure

Stock No.	A	B	C	D
SSDE42C	.018 x 1/8	1/8	2	5-5/16
SSDE43C	.018 x 1/8	1/8	3	6-5/16
SSDE44C	.018 x 1/8	1/8	4	7-5/16
SSDE46C	.018 x 1/8	1/8	6	9-5/16
SSDE48C	.018 x 1/8	1/8	8	11-5/16
SSDE63C	.030 x 3/16	3/16	3	6-9/16
SSDE64C	.028 x 3/16	3/16	4	7-9/16
SSDE66C	.030 x 3/16	3/16	6	6-9/16
SSDE68C	.028 x 3/16	3/16	8	11-9/16
SSDE610C	.030 x 3/16	3/16	10	13-9/16
SSDEP30C	#0	1/8	3	6-3/8
SSDEP61C	#1	3/16	6	9-5/8

Electronic Miniature

- Made with electrostatic dissipative (ESD) safe material that protects against the transfer of static charges; important when working around sensitive electronic components that can be damaged by static charges
- ESD mark on each tool
- Blade tip finish is industrial black
- Rotating handle for detail work



SGDE70ESD

✦ Electronic Miniature

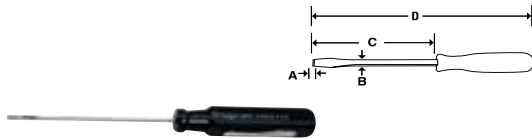
	Stock No.	A	B	C	D	•
Flat Tip	SGDE215ESD	1-1/2	1/8	2	5-1/2	•
	SGDE220ESD	2	3/32	2	5-3/4	•
	SGDE225ESD	2.5	3/32	2	5-3/4	•
	SGDE230ESD	3	1/8	2	5-3/4	•
PHILLIPS®	SGDEP200ESD	#00	1/8	2	5-3/4	•
	SGDEP20ESD	#0	1/8	2	5-3/4	•
	SGDEP21ESD	#1	3/16	3	6-1/2	•

Set includes storage case.



• Do not use screwdrivers as prybars, chisels or punches
• Read safety precautions on pages W1 to W4

ELECTRONIC SERVICE



SSDE33C

Potentiometer Adjuster, Chrome

Stock No.	A	B	C	D
SSDE33C	.015 x 3/32	3/32	3	5-9/16



SGDEH70ESD

Electronic Miniature/Hex

Set Contains:

Stock No.	A	B	C	D	
SGDEH304ESD	1/16	3/32	2	5-1/2	•
SGDEH306ESD	3/32	1/8	3	6-1/2	•
SGDEH307ESD	7/64	3/16	3	6-1/2	•
SGDEH315ESD	1.5 mm	3/32	2	5-1/2	•
SGDEH320ESD	2 mm	3/32	2	5-1/2	•
SGDEH325ESD	2.5 mm	3/32	3	6-1/2	•
SGDEH330ESD	3 mm	3/16	3	6-1/2	•

Set includes storage case.



SGDET70ESD

Electronic Miniature/TORX®

Set Contains:

Stock No.	A	B	C	D	
SGDET26ESD	T6	1/8	2	5-1/2	•
SGDET27ESD	T7	1/8	2	5-1/2	•
SGDET28ESD	T8	1/8	2	5-1/2	•
SGDET29ESD	T9	1/8	2	5-1/2	•
SGDET210ESD	T10	1/8	2	5-1/2	•
SGDET215ESD	T15	3/16	3	6-1/2	•
SGDET220ESD	T20	3/16	3	6-1/2	•

Set includes storage case.



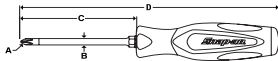
SGDEL40ESD

Electronic Miniature/Long

Set Contains:


Stock No.	A	B	C	D	
SGDEL8ESD	3 mm	1/8	8	11-3/8	•
SGDELP8ESD	#0	1/8	8	11-3/8	•
SGDEL10ESD	4 mm	3/16	10	13-3/8	•
SGDELP10ESD	#1	3/16	10	13-3/8	•

TORX® TIP SOFT HANDLE INSTINCT®



SGDTX90BR

Colors Available



★ Standard/Soft Handle, Chrome

- Designed for internal-type TORX® fasteners used in automotive and appliance
- Tips are precision cut and vapor blasted for best possible grip
- Chrome-plated blades for superior corrosion resistance and easy clean-up
- Hex bolsters for wrench-assisted turning
- Instinct® soft grip handles offer unique combination of power, comfort and versatility

Stock No.	A	B	C	D		
SGDTX38BR	T8	3/16	3	7-1/4	•	
SGDTX310BR	T10	3/16	3	7-1/4	•	
SGDTX315BR	T15	3/16	3	7-1/4	•	•
SGDTX320BR	T20	3/16	3	7-1/4	•	•
SGDTX425BR	T25	1/4	4	8-7/8	•	•
SGDTX427BR	T27	1/4	4	8-7/8	•	•
SGDTX430BR	T30	1/4	4	8-7/8	•	•
SGDTX640BR	T40	5/16	6	10-7/8	•	
SGDTX645BR	T45	5/16	6	10-7/8	•	

Set Contains:

SGDTX90BR
SGDTX50BR*

Sets include storage tray.


★ **Long/Soft Handle, Chrome**

- TORX® tip offers optimal fastener engagement with minimal cam-out
- Thin, strong alloy blade provides excellent clearance and turning force
- Longer exposed lengths provide access to difficult-to-reach fasteners such as head/tail light assemblies

SGDTXL70BR
Set Contains:


Stock No.	A	B	C	D	Red
SGDTX1008BR	T8	3/16	10	14-1/8	•
SGDTX1010BR	T10	3/16	10	14-1/8	•
SGDTX1015BR	T15	3/16	10	14-1/8	•
SGDTX1020BR	T20	3/16	10	14-1/8	•
SGDTX1225BR	T25	1/4	12	16-7/8	•
SGDTX1227BR	T27	1/4	12	16-7/8	•
SGDTX1230BR	T30	1/4	12	16-7/8	•

Set includes storage tray.



SGDTXL70BR

Colors Available



ADD SUFFIX TO STOCK NUMBER FOR SPECIAL COLORS

Pozidriv®

SGDZ42BR Pozidriv® Instinct® Soft Grip Screwdriver

- Tips have wedges for a tight fit on Pozidriv® fasteners
- PHILLIPS® tip drivers should not be used on Pozidriv® fasteners as they will ride out of the recess, round tool and screw recess corners



SGDZ42BR

★ **Mini-Tip/Soft Handle, Chrome**

- Designed for internal-type TORX® fasteners used in the automotive and appliance industries

SGTX40BR
Set Contains:


Stock No.	A	B	C	D	Red
SGDT308BR	T8	3/16	3	5-7/8	•
SGDT310BR	T10	3/16	3	5-7/8	•
SGDT315BR	T15	3/16	3	5-7/8	•
SGDT320BR	T20	3/16	3	5-7/8	•

Set includes storage tray.



SGTX40BR

Colors Available



ADD SUFFIX TO STOCK NUMBER FOR SPECIAL COLORS

★ **Tamper-Resistant/Soft Handle, Chrome**

- A hole in the end of each bit tip fits over the center peg in TORX® tamper-resistant fasteners

SGDTRX50BR
Set Contains:

Stock No.	A	B	C	D	Red
SGDTRX315BR	T15	3/16	3	7-1/4	•
SGDTRX320BR	T20	3/16	3	7-1/4	•
SGDTRX425BR	T25	1/4	4	8-7/8	•
SGDTRX427BR	T27	1/4	4	8-7/8	•
SGDTRX430BR	T30	1/4	4	8-7/8	•

Set includes storage tray.

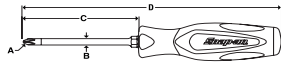


SGDTRX50BR



• Do not use screwdrivers as prybars, chisels or punches
• Read safety precautions on pages W1 to W4

TORX® TIP SOFT HANDLE  INSTINCT®



SGDTRXL70BR

✦ Tamper-Resistant/Soft Handle/Long, Chrome

- A hole in the end of each bit tip fits over the center peg in TORX® tamper-resistant fasteners
- Common uses include door and interior trim panels, headlight assemblies and switch modules

Set Contains:
SGDTRXL70BR

Stock No.	A	B	C	D	Red
SGDTRX608BR	T8	3/16	6	10	•
SGDTRX610BR	T10	3/16	6	10	•
SGDTRX615BR	T15	3/16	6	10	•
SGDTRX620BR	T20	3/16	6	10	•
SGDTRX825BR	T25	1/4	8	12-3/4	•
SGDTRX827BR	T27	1/4	8	12-3/4	•
SGDTRX830BR	T30	1/4	8	12-3/4	•

Set includes storage tray.

✦ Tamper-Resistant/Soft Handle/Long Mini-Tip, Chrome

- A hole in the end of each bit tip fits over the center peg in TORX® tamper-resistant fasteners

Set Contains:
SGTRXL40BR

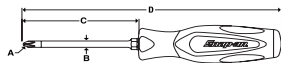


SGTRXL40BR

Stock No.	A	B	C	D	Red
SGDTR608B	T8	3/16	6	8-7/8	•
SGDTR610B	T10	3/16	6	8-7/8	•
SGDTR615B	T15	3/16	6	8-7/8	•
SGDTR620B	T20	3/16	6	8-7/8	•

Set includes storage tray.

TORX® TIP HARD HANDLE  INSTINCT®



SHDTX90R

✦ Standard/Hard Handle, Chrome

Set Contains:
SHDTX90R

Stock No.	A	B	C	D	Red
SHDTX38R	T8	3/16	3	7-1/4	•
SHDTX310R	T10	3/16	3	7-1/4	•
SHDTX315R	T15	3/16	3	7-1/4	•
SHDTX320R	T20	3/16	3	7-1/4	•
SHDTX425R	T25	1/4	4	8-7/8	•
SHDTX427R	T27	1/4	4	8-7/8	•
SHDTX430R	T30	1/4	4	8-7/8	•
SHDTX640R	T40	5/16	6	10-7/8	•
SHDTX645R	T45	5/16	6	10-7/8	•

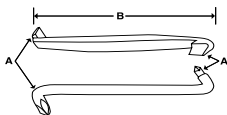
Set includes storage tray.

Colors Available



ADD SUFFIX TO STOCK NUMBER FOR SPECIAL COLORS

SPECIAL APPLICATION



ST50A

✦ 90° Offset, Chrome

Set Contains:
ST50A

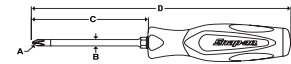
Stock No.	Product Type	A	B	Red
120SSDP	PHILLIPS®	#1 and #2	4-3/4	•
340SSDP	PHILLIPS®	#3 and #4	6	•
10SSD	Flat Tip	.040 x 1/4	4	•
20SSD	Flat Tip	.050 x 5/16	4-11/16	•
30SSD	Flat Tip	.060 x 3/8	5-1/2	•

Ball Hex Tip/Soft Handle, Metric

Set Contains:

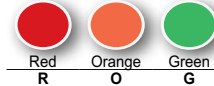
Stock No.	A	B	C	D	Red
SGABM20BR	2	1/8	3	5-13/16	•
SGABM25BR	2.5	1/8"	3	5-13/16	•
SGABM30BR	3	3/16	3	7-5/32	•
SGABM40BR	4	3/16	3	7-5/32	•
SGABM50BR	5	3/16	3	7-5/32	•
SGABM60BR	6	5/16	4	8-29/32	•
SGABM70BR	7	5/16	6	10-29/32	•
SGABM80BR	8	5/16	6	10-29/32	•
SGABM100BR	10	3/8	8	13-1/2	•

SGABM900BR



SGABM900BR

Colors Available



ADD SUFFIX TO STOCK NUMBER FOR SPECIAL COLORS

Ball Hex Tip/Soft Handle, SAE

Set Contains:

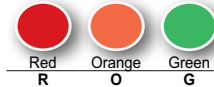
Stock No.	A	B	C	D	Red
SGAB6BR	3/32	1/8	3	5-13/16	•
SGAB7BR	7/64	1/8	3	5-13/16	•
SGAB8BR	1/8	3/16	3	7-5/32	•
SGAB9BR	9/64	3/16	3	7-5/32	•
SGAB10BR	5/32	3/16	3	7-5/32	•
SGAB12BR	3/16	3/16	3	7-5/32	•
SGAB14BR	7/32	5/16	4	8-29/32	•
SGAB16BR	1/4	5/16	4	8-29/32	•
SGAB20BR	5/16	5/16	6	10-29/32	•
SGAB24BR	3/8	3/8	8	13-1/2	•

SGAB1000BR



SGAB1000BR

Colors Available



ADD SUFFIX TO STOCK NUMBER FOR SPECIAL COLORS

Dzus® Fasteners, Chrome

- For Dzus®-type fasteners used in aircraft and auto racing applications

Stock No.	Tip Thickness, inches	Tip Width, inches	Blade Length Exposed, inches	Length, inches
S6180	3/64	3/64	2	6-13/32
S6189	1/32	19/64	2	5-47/64



S6180



S6189

Reversible Blade Screwdrivers and Sets

Set Contains:

SDDD101

SDDD41

Stock No.	Description	SDDD101	SDDD41
SDMDP1S4	PH#1/S4 bit	•	
SDMDP2S4	PH#2/S4 bit	•	
SDMDT15T20‡	Reversible TORX® Bit, T15 / T20	•	
SDMDT25T30‡	Reversible TORX® Bit, T25 / T30	•	
SDDD-1	Tube	•	•
SDMD4P1S4	PH#1/S4 bit		•
SDMD4P2S4	PH#2/S4 bit		•

SDDD101 Reversible Blade Screwdriver Set

- Includes (4) reversible bits for (8) different tip sizes: 1/4" and 3/16" flat tips, PHILLIPS® #1 and #2 tips, TORX® T15, T20, T25 and T30 tips
- Individual 1/4" and 5/16" nut drivers
- Durable, classic hard handle is textured for a sure grip

SDDD41 Reversible Blade Screwdriver Set

- Includes (2) reversible bits for four different tip sizes: 9/32" and 13/64" flat tip, PHILLIPS® #1 and #2 tips
- Durable, classic hard handle is textured for a sure grip



SDDD101



SDDD41



• Do not use screwdrivers as prybars, chisels or punches
 • ‡These products can expose you to chemicals which are known to the state of California to cause cancer and reproductive harm. See pages 906-907 for details.
 • Read safety precautions on pages W1 to W4

SPECIAL APPLICATION



CM6551A

Miniature, Chrome

CM6551A 5 pc Miniature Screwdriver Set

- Includes (4) blades in the following flat tip sizes: .055", .070", .080" and .100"
- Includes awl and plastic pouch



S6560

TORX® Insert Bits

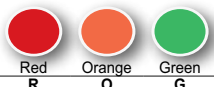
S6560 T60 TORX® Bit

- Small diameter shaft can clear ABS tone ring and still engage bolt heads
- Ball-and-spring retention keeps sockets secure
- 4.6" long TORX® T60 with 9/16" hex on other end for use with a socket or wrench
- Can be used with other sockets for optimum positioning
- Rated for use with an impact tool



SDDDM1AR

Colors Available



ADD SUFFIX TO STOCK NUMBER FOR SPECIAL COLORS

Pocket Screwdrivers with Reversible Bit

Stock No.	Replacement Bit
SDDDM1AR	SDM3D24

SDDDM1AR Pocket Screwdriver with Reversible Bit

- Handy pocket clip adds convenience, keep a pocket screwdriver at arms length at all times
- Slim-profile classic handle for easy storage in pocket or glove box
- Built in magnet helps retain reversible bit so that it is always available when you need it
- Strong magnet securely holds the bit in place



SGDQ16KT

Pop-Up Screwdriver and Diamond Bit Set

SGDQ16KT+ Screwdriver Kit

- Easy-to-use spring-loaded shank can adjust to different lengths for clearance, as well as compact storage
- Shank can be fully released to allow for use with cordless drills
- Highly engineered collet incorporates both a magnetic and mechanical locking system to securely hold bits
- Rotating collet sleeve for spinning when quickly setting/removing fasteners
- Diamond particles bite into fasteners, which minimizes cam-out and stripping
- Kit includes: SGDQ6 Pop-Up Screwdriver, SDMD221 and SDMD223 PHILLIPS® Diamond Bits (#1, #2, #3), SDMD213 Flat Tip Diamond Bit, SDMDT10, SDMDT30 TORX® Diamond Bits (T10-T30), and SDMD321, and SDMD323 Power PHILLIPS® Diamond Bits (#1, #2, #3) in a PAKSCO62 Nylon Pouch

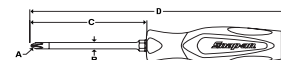
SGDQ6+ Pop Up Shank Screwdriver



SDDR40

Square Tip

- Square Tip Screwdrivers offer excellent fastener engagement
- Tips are precision cut and vapor blasted for optimal grip
- Intended for use on #3–12 Square Tip Fasteners



Set Contains:
SDDR40

Stock No.	Color	Tip	C	D	
SDDR0B30Y	Yellow	#0	3	6-21/32	•
SDDR0B31G	Green	#1	3	6-21/32	•
SDDR0B42R	Red	#2	4	8-13/32	•
SDDR0B43	Black	#3	4	8-13/32	•



SSF1



SSFP1



SSFP2

Low-Profile Screwdrivers

- Screwdrivers provide ability to turn screws in extremely limited-access areas where other products cannot reach
- Special alloy steel screwdriver bits are the shortest bits possible (10 mm) but still allow for full engagement of the screw
- Heat-treated contoured handle for comfort and ease of use
- Flat, low-profile design fits in extremely tight areas
- Used in the aviation, aerospace and automotive industries
- Can be used in assembly, on motorcycles and for small engine repairs
- Tether hole in the handle helps prevent FOD (Foreign Object Damage)

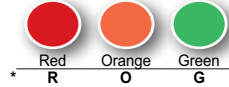
Stock No.	Description	Length, inches
SSFP1	PHILLIPS® #1 Tip	4-9/32
SSFP2	PHILLIPS® #2 Tip	4-9/32
SSF1	Flat Tip	4-9/32

Marine Plug Screwdrivers

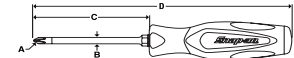
- Intended for use on marine plugs and other large-slotted fasteners requiring high torque
- SGD155 series features a large hex bolster for wrench-assisted turning

Stock No.	A	B	C	D
SGD153BR	.050	3/8	2-3/4	8-1/4
SGD155CR*	.050	1/2	2-29/32	10-3/8

Colors Available



ADD SUFFIX TO STOCK NUMBER FOR SPECIAL COLORS

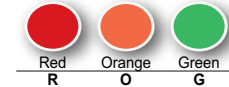


Push-Pull Spring Tools

- Designed to securely hold and maneuver small- to medium-sized springs
- Deep V-groove tip and C-groove capture prevents spring from sliding off
- Thicker shank versus picks
- Comfortable, durable acetate handle
- Use to remove light- to medium-duty compression or extension springs, door springs, latch springs, deck tensioner and stabilizer springs on tractors/mowers, brake adjuster springs, throttle return springs and recessed can lights with internal springs; also use to move or position thick-gauge wire and harnesses or to pull cotter pins/latch pins
- Important: These spring tools are non-insulated and should only be used in non-energized applications

Stock No.	A	B	C	D
SPRG618R	3/32	3/16	5-29/32	9-9/16
SPRG625R	7/64	1/4	5-29/32	10-5/16

Colors Available



ADD SUFFIX TO STOCK NUMBER FOR SPECIAL COLORS



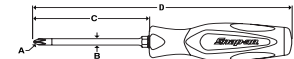
POZIDRIV® HARD HANDLE INSTINCT®

✦ Pozidriv® Standard/Hard Handle, Chrome

- Walls on tips are less tapered than PHILLIPS® tips
- Tips have wedges for a tight fit on Pozidriv® fasteners
- Important: PHILLIPS® tip drivers should not be used on Pozidriv® fasteners (and vice versa), as they will ride out of the recess, round the tool and screw recess corners

Set Contains: SHDZ40R

Stock No.	A	B	C	D	
SHDZ22R	#2	1/4	1-1/2	3-3/4	
SHDZ31R	#1	3/16	3	7-1/4	•
SHDZ42R	#2	1/4	4	8-7/8	•
SHDZ63R	#3	5/16	6	10-7/8	•
SHDZ84R	#4	3/8	8	13-7/16	•



RATCHETING SCREWDRIVERS (Blue-Point®)

Ratcheting Screwdrivers (Blue-Point®)

BSGDMR6 6-Bit Ratcheting Standard Screwdriver (Blue-Point®)

- 45-tooth ratcheting mechanism ensures precise positioning and movement
- Bits are stored in a bit magazine inside the handle
- Includes (6) 1/4" hex bits: flat tip (4.5 and 5.5), PHILLIPS® (#1 and #2) and TORX® (T15 and T20)
- Bits are a consumable and carry no warranty



- Do not use screwdrivers as prybars, chisels or punches
- Do not use "cheater bars" on handles
- †These products can expose you to chemicals which are known to the state of California to cause cancer and reproductive harm. See pages 906-907 for details.
- Read safety precautions on pages W1 to W4

RATCHETING SCREWDRIVERS/SOFT GRIP HANDLE SYSTEM



Red, Orange or Green—pick your preference with a complete screwdriver from the Soft Grip Ratcheting Screwdriver System. Perfectly matched combinations of magnetic bit holding shanks and handles means a perfect match to the technician's particular requirements.



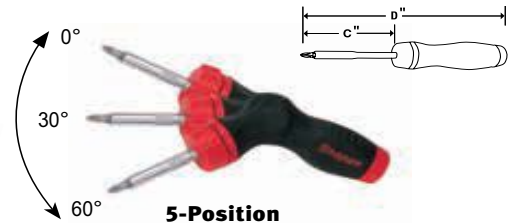
SGDMRCE44



SGDMRC44B



SGDMRC11A



5-Position

SGD Series Screwdrivers Feature:

- High-quality, interchangeable knurled stainless-steel shanks
- Strong magnetic bit retention
- Smooth ratcheting mechanism (US Patent 7,213,491)
- Soft solvent-resistant handle material provides a comfortable, non-slip surface (US Patent 421,888)
- “Thumbs up” forward/lock/reverse lever for easy directional changes

All Handles

- Soft, solvent-resistant cover material to provide a positive gripping surface
- “Thumbs up” forward/reverse lever for quick directional changes
- High-quality knurled stainless steel shanks
- Contoured thumb stop at base of handle helps user apply maximum pressure to the fastener
- Smooth ratcheting mechanism
- Use with any SGDMRC series interchangeable shanks
- Patented ergonomic handle shape provides comfort and control
- Comfort crown of handle cap provides low-friction surface for palm while turning

Five-Position Handle

- Features 0, 30 and 60° locking positions for optimal ergonomics (US Patent 7,481,135)
- Designed for right- or left-hand operation
- Handle stores up to seven insert bits

Stubby Handle

- Compact size for limited clearance applications
- No bit storage in handle

Standard Handle

- Cap functions as a bit holder when working in tight quarters
- Handle stores up to 10 bits

Colors Available



ADD SUFFIX TO STOCK NUMBER FOR SPECIAL COLORS

Five-Position Handle Ratcheting Screwdrivers

	Stock No.	Handle	Shank	Flat Tip Bit	PHILLIPS® Bit	C	D
5-Position	SGDMRCE44	SGDMRCE4	SGDMRC1-10	SDM213B	SDM222IRB	2-5/8	8-1/2
Standard	SGDMRC44B	SGDMRC4	SGDMRC4-40	SDM213B	SDM222IRB	3-7/8	9-3/4
Stubby	SGDMRC11A	SGDMRC1A	SGDMRC1-10	—	—	2	4-1/2

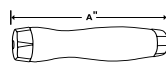
All stubby screwdrivers include SDM222IRB PHILLIPS® Tip Bit.



SGDMRC1A

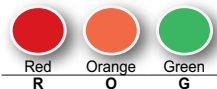


SGDMRC4A



SGDMRCE4

Colors Available



ADD SUFFIX TO STOCK NUMBER FOR SPECIAL COLORS

Soft Grip Handles

Stock No.	Handle Type	A
SGDMRC1A	Stubby	2-5/8
SGDMRC4A	Standard	6
SGDMRCE4	5-Position	5-7/8



SGDMRC31RK

Colors Available



ADD SUFFIX TO STOCK NUMBER FOR SPECIAL COLORS

Ratcheting Screwdriver Sets

SGDMRC31RK Stubby Ratchet Metric Screwdriver Set

- Ideal set for applications where space is at a premium
- Stubby ratcheting screwdriver accepts interchangeable stainless steel shanks with strong magnetic bit retention (2" and 3-3/4" L included)
- Smooth ratchet action with forward/reverse lock mechanism
- Set includes (8) 1/4" sockets (5–13 mm), (6) metric hex bits (2–6 mm), (8) TORX® bits (T9–T40), (2) flat bits, (3) Phillips® ACR® bits and (1) 1/4" Hex-to-1/4" Square Adaptor
- Case included

RATCHETING SCREWDRIVERS/HARD HANDLE

SCREWDRIVERS

Standard Handle

Stock No.	Handle Type	Color	C	D
SSDMR4B	Standard	Black	3-25/32	8-3/4

Includes SDM211B (3/16") and SDM213B (9/32") Flat Tip bits plus SDM221IRB (#1), SDM222IRB (#2) and SDM223IRB (#3) PHILLIPS® ACR® bits.
To service the drivers above, order RKRSSDMR4AC (Ratcheting Screwdriver Service Kit).



SSDMR4B

Colors Available



ADD SUFFIX TO STOCK NUMBER FOR SPECIAL COLORS

Stubby Handle

Stock No.	Color	C	D	End Cap Replacement
SSDMR1A*	Black	1-15/16	4-5/16	SSDMR4B200

Includes SDM222IRB #2 PHILLIPS® ACR® bit.
To service the drivers above, order RKRSSDMR4AC (Ratcheting Screwdriver Service Kit).



SSDMR1A

Colors Available



ADD SUFFIX TO STOCK NUMBER FOR SPECIAL COLORS



SSDMR1AR

Long Handle

Stock No.	Handle Type	Color	C	D
SSDMR8A	Long	Black	7-7/16	12-15/16

Includes SDM211B (3/16") and SDM213B (9/32") Flat Tip bits plus SDM221IRB (#1), SDM222IRB (#2) and SDM223IRB (#3) PHILLIPS® ACR® bits.
To service the drivers above, order RKRSSDMR4AC (Ratcheting Screwdriver Service Kit).



SSDMR8A

Colors Available

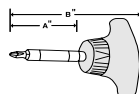


ADD SUFFIX TO STOCK NUMBER FOR SPECIAL COLORS

T-Handle

Stock No.	Handle	A	B
SSDMRT1†	T-Handle, Stubby	2	3-15/16
SSDMRT4†	Standard	3-7/8	5-27/32
SSDMRT8A*	Long	8	10

Includes SDM222IRB #2 PHILLIPS® ACR® bit.
To service the drivers above, order RKRSSDMR4AC (Ratcheting Screwdriver Service Kit).



SSDMRT4R



SSDMRT8A

Colors Available



ADD SUFFIX TO STOCK NUMBER FOR SPECIAL COLORS

Interchangeable Shanks

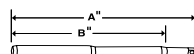
- Use with handles in the Soft Grip Ratcheting Screwdriver System
- Neodymium magnet in shank holds bit securely (US Patent RE36,797)
- 1/4" square drive shanks in standard and flexible styles allow attachment of a wide range of 1/4" drive sockets and accessories

Stock No.	Description	A	B
SGDMRC1-10	Magnetic Shank/Bit Holder	3-1/4	2
SGDMRC4-40	Magnetic Shank/Bit Holder	5	3-3/4
SGDMRC4-80	Magnetic Shank/Bit Holder	9	7-3/4
SGDMRC4-TM4	1/4" Drive Shank	5	3-3/4
SGDMRC4-TMF4	Flexible 1/4" Square Drive Shank	6-1/4	5
SGDMRC4-C6*	Composite Magnetic Bit Holder	7-1/4	6
SGDMRC-SP	1/4" Speeder Shank	13	—

*SGDMRC4-C6 is not UL® Listed. U.S. Patent Number 6,260,445 B1 applies.

SGDMRC-SP 1/4" Speeder Shank

- Ideal for aviation technicians and other applications where accessibility is limited



SGDMRC1-10



SGDMRC4-40



SGDMRC4-80



SGDMRC4-TM4



SGDMRC4-TMF4



SGDMRC4-C6



SGDMRC-SP



• Do not use screwdrivers as prybars, chisels or punches
• Read safety precautions on pages W1 to W4

RATCHETING SCREWDRIVER SETS

Ratcheting Screwdriver Sets

- SGDMRC starter sets include standard handle, medium and long magnetic bit holding shanks plus (2) flat tip bits, (2) PHILLIPS® bits and (1) TORX® bit to meet most basic job requirements



SGDMRC103A

Set Contains:

Stock No.	Description	
SGDMRC4A	Ratcheting Handle	•
SGDMRC4-40	Magnetic Shank/Bit Holder	•
SGDMRC4-80	Magnetic Shank/Bit Holder	•
SDM211B	3/16" Flat Tip Bit	•
SDM213B	9/32" Flat Tip Bit	•
SDM221IRB	#1 PHILLIPS® ACR® Bit	•
SDM222IRB	#2 PHILLIPS® ACR® Bit	•

Set includes PB146A Storage Case.



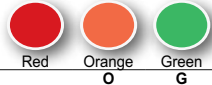
SGDMRC108A

Set Contains:

Stock No.	Description	
SGDMRC1A	Ratcheting Handle	•
SGDMRC4A	Ratcheting Handle	•
SGDMRC1-10	Magnetic Shank/Bit Holder	•
SGDMRC4-40	Magnetic Shank/Bit Holder	•
SGDMRC4-80	Magnetic Shank/Bit Holder	•
SGDMRC4-TM4	1/4" Drive Shank	•
SDM400A	Master Bit Kit	•

Set includes PB146A Storage Case.

Colors Available



* Red 0 Orange G Green ADD SUFFIX TO STOCK NUMBER FOR SPECIAL COLORS

TORX® Bit Set (Blue-Point®)

Use on BMW® vehicles: under dash and sensors in engine compartment; Cadillac® vehicles: water pumps; Cadillac® CTS, 3.2 L (2003–2004)/Cadillac® Catera 3.0 L (1997–2001): oil drain plug; Ford® vehicles: Escort® (early models): door hinge bolts; GM® vehicles: fender applications; Jeep® vehicles: Cherokee® (1997–1998): door hinge bolts; VW® vehicles (pre-1999): exterior and interior door hinge bolts

DHW1± 5/16" Hex Drive Reversible Ratcheting Bit Wrench (Blue-Point®)

- Overall length: 10-3/4" (273 mm)
- Low head clearance for access to tight spots
- Internal ring in square drive provides more secure bit retention than magnetic models
- Knurled wheel for fingertip control
- Reverse lever positioned for one-hand operation



DHW1

SHORTORX

Set Contains:

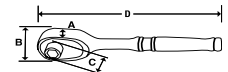
Stock No.	Description	Size	
SDMTAS15	T15	5/16	•
SDMTAS20	T20	5/16	•
SDMTAS25	T25	5/16	•
SDMTAS27	T27	5/16	•
SDMTAS30	TORX® Bit	5/16	•
SDMTAS40	TORX® Bit	5/16	•
SDMTAS45	TORX® Bit	5/16	•
DHW1	5/16" Hex Drive Reversible Ratcheting Bit Wrench (Blue-Point®)	—	•

Magnetic Ratchet and Bit Set

- Ideal for accessing fasteners in tight areas
- Ratchet features magnetic retention for 1/4 hex bits
- Includes: SDM211B flat tip bit, SDM213B (9/32) flat tip bit, SDM2221IRB (#1) PHILLIPS® ACR® bit, SDM2221RB (#2) PHILLIPS® ACR® bit, SDMT15D (T15) TORX® bit
- Use RKRTM72A Service Kit



TM72SET



Stock No.			A	B	C	D
TM72SET	72	5°	7/16	15/16	1-3/4	4-7/16

RATCHETING SCREWDRIVER SETS

Ratcheting Offset

Stock No.	Description	Set Contains:
BLPBTW4	1/4" Drive 4" Mini Ratchet and 1/4" Ratcheting Bit Driver Combination Wrench (Blue-Point®)	•
BLPBTW6	1/4" Drive 6" Mini Ratchet and 1/4" Ratcheting Bit Driver Combination Wrench (Blue-Point®)	•
BLPBTW8	1/4" Drive 8" Mini Ratchet and 1/4" Ratcheting Bit Driver Combination Wrench (Blue-Point®)	•



YA480B



BTWSMPK



BTWOSK

Ratcheting Offset

YA480B Ratcheting Right Angle Screwdriver (Blue-Point®)

- Includes (1) flat tip bit, (1) #2 PHILLIPS® bit and (1) #2 Pozidriv® bit

BTWSMPK± 7 pc Bit Miniature Ratcheting Handle Set (Blue-Point®)

- Includes: (1) BTWSM, (1) BTWOS and (1) BTWROS mini ratcheting handles; (1) SDM213B (9/32") flat tip bit; (1) SDM221IRB (#1); (1) SDM222IRB (#2) PHILLIPS® ACR® bits; (1) SDMT15D (T15) TORX® bit

BTWOSK± 5 pc Bit Miniature Ratcheting Handle Set (Blue-Point®)

- Includes (1) mini ratcheting handle, (1) flat tip bit (9/32"), (1) PHILLIPS® ACR® bit (#1), (1) PHILLIPS® ACR® bit (#2) and (1) TORX® bit (T15)

BTWS± Straight Miniature Ratcheting Handle (Blue-Point®)

- Miniature ratcheting handle for use on 1/4" hex bits
- Ideal for working in confined spaces
- 72-tooth ratchet engagement with only 5° movement to engage the next tooth
- Magnetic holder keeps bits in place
- Raised knurled knob for fingertip control
- Reverse lever is easily operated with one hand
- 4-1/2" compact overall length
- Vinyl grip for comfort and control

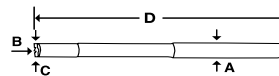
BTWOS± 25° Offset Miniature Ratcheting Handle (Blue-Point®)

- 25° offset miniature ratcheting handle for use on 1/4" hex bits
 - Ideal for working in confined spaces
 - 72-tooth ratchet engagement with only 5° movement to engage the next tooth
 - Magnetic holder keeps bits in place
 - Raised knurled knob for fingertip control
 - Reverse lever is easily operated with one hand
 - 4-1/2" compact overall length
 - Vinyl grip for comfort and control
- ### BTWROS± 25° Reverse Offset Miniature Ratcheting Handle (Blue-Point®)
- 25° Reverse Offset
 - 72-tooth ratchet engagement with only 5° movement to engage the next tooth
 - 25° offset handles help avoid knuckle injuries
 - Magnetic holder keeps bits in place

SCREW AND NUT STARTERS

Aluminum Starters

- Spring-loaded steel bits grip screw slot wall to withstand an 8 lb pull
- Bits release automatically when applied torque reaches a certain level



Stock No.	A	B	C	D
SS5A	5/16	Flat Tip	.032 x 9/32	5
SSM3*	5/16	Flat Tip	.032 x 9/32	2-1/2
SSM5A*	5/16	Flat Tip	.032 x 9/32	5-1/4
SSM6A*	9/32	PHILLIPS®	#3	5-1/2
GA260A	9/32	PHILLIPS®	#2	2-5/8
GA261B	9/32	PHILLIPS®	#3	5-5/8
GA199A	9/32	Combination	.032 x 9/32, #2	5-7/8

*Aluminum handle with magnet.

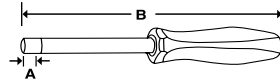
SSR7 Recessed Aluminum Starter (Blue-Point®)

- Round aluminum body with knurled gripping area in center
- Designed to accommodate the most popular sizes of recessed screws: TORX®, Socket Head, PHILLIPS®, etc.
- Opposite end handles #3, #4, #6, #8 and #10 nuts
- Overall length is 6-3/4"



- Do not use screwdrivers as prybars, chisels or punches
- ‡These products can expose you to chemicals which are known to the state of California to cause cancer and reproductive harm. See pages 906-907 for details.
- Read safety precautions on pages W1 to W4

NUT DRIVERS



NDDM900A



NDD900B

Hard Handle, mm, 6-Point

Set Contains:

mm	Stock No.	A*	B	
5	NDDM50A	7.5	169	•
6	NDDM60A	7.5	169	•
7	NDDM70A	9.1	169	•
8	NDDM80A	9.9	169	•
9	NDDM90A	9.9	188	•
10	NDDM100A	13.1	207	•
11	NDDM110A	13.1	207	•
12	NDDM120A	13.1	221	•
13	NDDM130A	13.1	221	•

*Socket length

Set includes storage tray.

NDDM900A

Hard Handle, inches, 6-Point

- Most popular sizes included in sets
- Tubular, polished shanks with 1" recess
- Sizes marked on side and end of handle for identification
- Handles resist oils and solvents and easily wipe clean

Set Contains:

	Stock No.	Handle Color	A*	B	
3/16	NDD106B	Black	19/64	6-21/32	•
7/32	NDD107BBR	Brown	19/64	6-21/32	•
1/4	NDD108BR	Red	19/64	6-21/32	•
9/32	NDD109BO	Orange	23/64	6-21/32	•
5/16	NDD110BY	Yellow	23/64	6-21/32	•
11/32	NDD111BG	Green	25/64	6-21/32	•
3/8	NDD112BB	Blue	25/64	7-13/32	•
7/16	NDD114BBR	Brown	33/64	8-5/32	•
1/2	NDD116BR	Red	33/64	8-21/32	•
9/16	NDD118BO	Orange	47/64	9-1/4	
5/8	NDD120BY	Yellow	47/64	9-1/4	

*Socket length

Set includes storage tray.

NDD900B



NDSGM600A

Ergonomic Soft Grip Handle, mm, 6-Point

- Constructed from high-strength steel and is hardened for durability
- Blade and handle display size markings
- Hole in handle can be used for hanging or tethering the tool
- Ergonomic, soft-grip handles provide comfort and unprecedented turning power

Set Contains:

mm	Stock No.	Handle Color	Overall Length, inches	
7 mm	NDSGM7A	Blue	8-5/8	•
8 mm	NDSGM8A	Blue	8-5/8	•
10 mm	NDSGM10A	Blue	8-5/8	•
12 mm	NDSGM12A	Blue	8-5/8	•
13 mm	NDSGM13A	Blue	8-5/8	•
14 mm	NDSGM14A	Blue	8-5/8	•

Set includes storage tray.

NDSGM600A



NDSG600A

Ergonomic Soft Grip Handle, inches, 12-Point

Set Contains:

	Stock No.	Handle Color	Length	
1/2	NDSG12A	Red	6-3/8	•
1/4	NDSG14A	Red	6-3/8	•
3/8	NDSG38A	Red	6-3/8	•
5/16	NDSG516A	Red	6-3/8	•
7/16	NDSG716A	Red	6-3/8	•
9/32	NDSG932A	Red	6-3/8	•

Set includes storage tray.

NDSG600A

Master Bit Sets (1/4" hex)



SDM400A

SDM400A Master SAE Screwdriver Bit Set

- Includes (33) hex shank bits, (3) adaptors and (1) convenient storage case
- Popular array of adaptors and bits for use with hand or cordless tools
- Bits made in USA

Includes all bits below:

Bit Type	Stock No.	#
Flat Tip	SDM211B	.031 x .187"
	SDM212B	.035 x .219"
	SDM213B	.038 x .250"
	SDM214C	.046 x .312"
Hex Bit	SDM2704D	1/16"
	SDM2705D	5/64"
	SDM2706D	3/32"
	SDM2707D	7/64"
	SDM2708D	1/8"
	SDM2709D	9/64"
	SDM2710D	5/32"
	SDM2712D	3/16"
	SDM2714D	7/32"
	SDM2716D	1/4"
PHILLIPS® ACR® Bit	SDM221IRB	#1
	SDM222IRB	#2
	SDM223IRB	#3
TORX® Bit	SDMT8D	T8
	SDMT9D	T9
	SDMT10D	T10
	SDMT15D	T15
	SDMT20D	T20
	SDMT25D	T25
	SDMT27D	T27
	SDMT30D	T30
	SDMT40D	T40
	Pozidriv® ACR Bit	SDM251IRC
SDM252IRB		#2
SDM253IRC		#3
Scrulox® Bit	BTS0	#0
	BTS1	#1
	BTS2	#2
	BTS3	#3
1/4" Hex opening, 1/4" drive	TMBS8A	—
1/4" Hex-to-1/4" Square	GMB3042	2
Insert Bit Magnetic Holder	SDM11A	—
Storage Case	PB90A	—



SDM410

SDM410 Master Metric Screwdriver Bit Set

- Includes (36) hex shank bits, (3) adaptors and (1) convenient storage case
- Bits made in USA

Includes all bits below:

Bit Type	Stock No.	#
Flat Tip	SDM211B	.031 x .187"
	SDM212B	.035 x .219"
	SDM213B	.038 x .250"
	SDM214C	.046 x .312"
PHILLIPS® ACR® Bit	SDM221IRB	#1
	SDM222IRB	#2
	SDM223IRB	#3
Pozidriv® ACR Bit	SDM251IRC	#1
	SDM252IRB	#2
	SDM253IRC	#3
PHILLIPS® Limited Clearance Bit	SDM222CZ	#2
	SDMM2702B	2 mm
Metric Hex Bit	SDMM2702.5B	2.5 mm
	SDMM2703B	3 mm
	SDMM2704C	4 mm
	SDMM2705C	5 mm
	SDMM2706C	6 mm
	SDMM2708B	8 mm
	SDMM2710B	10 mm
	TORX® Bit	SDMT8D
SDMT9D		T9
SDMT10D		T10
SDMT15D		T15
SDMT20D		T20
SDMT25D		T25
SDMT27D		T27
SDMT30D		T30
SDMT40D		T40
TORX® Tamper-Resistant Bit		SDMTR8
	SDMTR10	T10
	SDMTR15	T15
	SDMTR20	T20
	SDMTR25	T25
	SDMTR27	T27
	SDMTR30	T30
	SDMTR40	T40
1/4" Hex opening, 1/4" drive	TMBS8A	—
1/4" Hex-to-1/4" Square	GMB3042	2
Insert Bit Magnetic Holder	SDM11A	—
Storage Case	PB900	—



• Do not use screwdrivers as prybars, chisels or punches
 • Read safety precautions on pages W1 to W4

BIT SETS



SDM32KT

Ball Hex Bit Sets (1/4" hex)

SDM32KT Ball Hex Set (Blue-Point®)

- 1/4" shank bits for use in difficult access applications where fastener cannot be approached straight on
- 32 pc set

	Stock No.	#
Metric	SDMBMH2702	2 mm
	SDMBMH2702.5	2.5 mm
	SDMBMH2703	3 mm
	SDMBMH2704	4 mm
	SDMBMH2705	5 mm
	SDMBMH2706	6 mm
	SDMBMH2707	7 mm
	SDMBMH2708	8 mm
	SDMBMH2709	9 mm
	SDMBMH2710	10 mm
SAE	SDMBH2706	3/32"
	SDMBH2707	7/64"
	SDMBH2708	1/8"
	SDMBH2709	9/64"
	SDMBH2710	5/32"
	SDMBH2712	3/16"
	SDMBH2714	7/32"
	SDMBH2716	1/4"
	SDMBH2720	5/16"
	SDMBH2724	3/8"

	Stock No.	#
TORX®	SDMBT10	T10
	SDMBT15	T15
	SDMBT20	T20
	SDMBT25	T25
	SDMBT27	T27
	SDMBT30	T30
	SDMBT40	T40
	SDMBT45	T45
	SDMBT50	T50
	SDMBT55	T55
	Bit Holder	SDM13
1/4" Fem Hex-to-1/4" Fem Sq Dr. Adaptor	TMBS108	—

Sets include storage case.



SDM11KT

SDM11KT TORX® Ball Hex Set (Blue-Point®)

- Includes storage case with belt clip



SDMC8RD



SDMC8T

Ratcheting Screwdriver Bit Sets (1/4" hex)

SDMC8D* 8 pc Diamond Tip Combination Screwdriver Bit Set

- Set includes (1) flat diamond tip bit (1 mm), (3) PHILLIPS® diamond-tip bits (#1, #2, #3) and (4) TORX® diamond-tip bits (T15, T20, T25, T30) in SDMC8 Black Storage Case

SDMC8T** 8 pc TORX® Screwdriver Bit Set

- Set includes (8) TORX® bits (T8–T30) in a black storage case (SDMC8)

SDMC8† Bit Storage Case

- Case is designed to fit the shank of Snap-on® ratcheting screwdriver allowing the tools to be stored together
- Indexable tray has good bit spacing and pivots up to make bit selection/removal easy
- Case available in Red, Black, Green and Orange

Colors Available

	Red	Orange	Green	Black
*	R	O	G	D
**	RT	OT	GT	T
†	R	O	G	—

ADD SUFFIX TO STOCK NUMBER FOR SPECIAL COLORS

	Stock No.	#
TORX®	SDMBT10	T10
	SDMBT15	T15
	SDMBT20	T20
	SDMBT25	T25
	SDMBT27	T27
	SDMBT30	T30
	SDMBT40	T40
	SDMBT45	T45
	SDMBT50	T50
	SDMBT55	T55
	Bit Holder	SDM13
1/4" Fem Hex-to-1/4" Fem Sq Dr. Adaptor	TMBS108	—

	Stock No.	#
Flat Tip Diamond Bit	SDMD213†	1 mm/ 5.5 mm
PHILLIPS® Diamond Bit	SDMD221†	#1
	SDMD222†	#2
	SDMD223†	#3
TORX® Diamond Bit	SDMDT15†	T15
	SDMDT20†	T20
	SDMDT25†	T25
	SDMDT30†	T30
TORX® Bit	SDMT8D	T8
	SDMT9D	T9
	SDMT10D	T10
	SDMT15D	T15
	SDMT20D	T20
	SDMT25D	T25
	SDMT27D	T27
	SDVT3020	T30

SDMC8 Storage Case

**Ratcheting Screwdriver Bit Sets
(1/4" hex)**

SDMC8P 8 pc Combination
Screwdriver Bit Set**

- Set includes (2) flat tip bits (.031" and .038"); (3) PHILLIPS® bits (#1, #2 and #3); (1) limited clearance PHILLIPS® bit #2; (1) Scrulox® bit #2 and (1) 1" adaptor in SDMC8 Black Storage Case

SDMC8H Screwdriver Bit Set

- Set includes (8) hex bits 3/32–5/16" in SDMC8 Black Storage Case

SDMC8MH 8 pc Metric Hex Screwdriver Bit Set

- Set includes (8) Metric Hex Bits 2–10 mm in SDMC8 Black Storage Case

SDMC8* Bit Storage Case

- Case is designed to fit the shank of Snap-on® ratcheting screwdriver allowing the tools to be stored together
- Indexable tray has good bit spacing and pivots up to make bit selection/removal easy



SDMC8P



SDMC8H



SDMC8MH

Description	Stock No.	Size	
Flat Tip Bit	SDM211B	.031 x .187"	
	SDM213B	.038 x .250"	
PHILLIPS® ACR®	SDM221RB	#1	
	SDM222IRB	#2	
	SDM223IRB	#3	
PHILLIPS® Limited Clearance Bit	SDM222CZ	#2	
Scrulox® Bit	BTS2	#2	
Hex-to-Square Adaptor, 1/4" Hex to 1/4" Square	GMB3041	1/4" Hex-to-1/4" Square	
Hex Bit	SDM2706D	3/32"	
	SDM2708D	1/8"	
	SDM2709D	9/64"	
	SDM2710D	5/32"	
	SDM2712D	3/16"	
	SDM2714D	7/32"	
	SDM2716D	1/4"	
	SDM2720D	5/16"	
	Metric Hex Bit	SDMM2702B	2 mm
		SDMM2702.5B	2.5 mm
SDMM2703B		3 mm	
SDMM2704C		4 mm	
SDMM2705C		5 mm	
SDMM2706C		6 mm	
SDMM2708B		8 mm	
SDMM2710B	10 mm		

Colors Available

Red
R

Orange
O

Green
G

Black
B

* RP OP GP

** RP OP GP

ADD SUFFIX TO STOCK NUMBER FOR SPECIAL COLORS

Power Bit Sets

**SDMEXT27K 27 pc 1/4" Hex Drive Adaptor and Bit Set
(Ball-Detent)**

Description	Stock No.	Size
Flat Tip Bit	SDM211B	.031 x .187"
	SDM212B	.035 x .219"
	SDM213B	.038 x .250"
PHILLIPS® ACR®	SDM221RB	#1
	SDM222IRB	#2
	SDM223IRB	#3
PHILLIPS® Power Bit	SDM321B	#1
	SDM322B	#2
	SDM323A	#3
Magnetic Nutsetter	SDMN25	1/4" Hex x 1/4"
	SDMN31	1/4" Hex x 5/16"
Scrulox Bit	BTS1	#1
	BTS2	#2
	BTS3	#3
TORX® Bit	SDMT10D	T10
	SDMT15D	T15
	SDMT20D	T20
	SDMT25D	T25
	SDMT27D	T27
	SDMT30D	T30
Hex-to-Square Adaptor, 1/4" Hex to 1/4" Square	GMB3041	1/4" Hex-to-1/4" Square
	GMB3042	2
	GMB3046	6
Hex-to-Square Adaptor, 1/4" Hex to 3/8" Square	AB3042	2
	AB3046	6
Insert Bit Magnetic Holder	SDM11A	—
Quick-Change Coupler, 1/4" Drive	TMC109A	—

Sets include storage case



SDMEXT27K



- Do not use chrome or industrial finish hand tools with impact drivers
- †These products can expose you to chemicals which are known to the state of California to cause cancer and reproductive harm. See pages 906-907 for details.
- Read safety precautions on pages W1 to W4

BIT SETS



SDMEXT19K



SDML19KT

Power Bit Sets

Set Contains:

SDMEXT19K

Description	Stock No.	Size	
Flat Tip Bit	SDM211B	.031 x .187"	•
	SDM212B	.035 x .219"	•
	SDM213B	.038 x .250"	•
PHILLIPS® ACR® Bit	SDM221IRB	#1	•
	SDM222IRB	#2	•
	SDM223IRB	#3	•
PHILLIPS® Power Bit	SDM321B	#1	•
	SDM322B	#2	•
	SDM323A	#3	•
TORX® Power Bit	SDMT315A	T15	•
	SDMT320A	T20	•
	SDMT325B	T25	•
Hex-to-Square Adaptor, 1/4" Hex to 1/4" Square	GMB3041	1	•
	GMB3042	2	•
	GMB3046	6	•
Hex-to-Square Adaptor, 1/4" Hex to 3/8" Square	AB3042	2	•
	AB3046	6	•
Insert Bit Magnetic Holder	SDM11A	—	•
Quick-Change Coupler, 1/4" Drive	TMC109A	—	•

Set includes storage case.

SDMEXT19K 19 pc 1/4" Hex Drive Adaptor and Bit Set

- Complete set includes the most popular sizes and lengths of extensions, adaptors and bits
- 1/4" hex-to-1/4 or 3/8" Square Drives Hex-to-Square Adaptors for use with sockets (2 and 6" long)
- Magnetic bit holder for use with insert bits and quick-change coupler for use with 1/4" hex power bits
- Includes (3) flat tip, (3) PHILLIPS®, (3) PHILLIPS® insert bits and (3) TORX® power bits

Power Bit Sets

Set Contains:

SDML19KT

Description	Stock No.	Size	Length	
Flat Tip Power Bit	SDM414A	.034 x .187"	3	•
	SDM416A	.038 x .250"	3	•
	SDM614	.034 x .187"	6	•
	SDM616	.038 x .250"	6	•
	PHILLIPS® Power Bit	SDM421B	#1	2-3/4
PHILLIPS® Power Bit	SDM422B	#2	2-3/4	•
	SDM423B	#3	2-3/4	•
	SDM621A	#1	6	•
	SDM622A	#2	6	•
	SDM623A	#3	6	•
TORX® Power Bit	SDMT415	T15	2-3/4	•
	SDMT420	T20	2-3/4	•
	SDMT425	T25	2-3/4	•
	SDMT427	T27	2-3/4	•
	SDMT615	T15	6	•
	SDMT620	T20	6	•
	SDMT625	T25	6	•
	SDMT627	.250	6	•
Quick-Change Coupler, 1/4" Drive	TMC109A	—	—	•

Set includes storage case.

SDML19KT 19 pc Long Power Bit Set

- Includes an assortment of popular-sized bits to cover a wide range of applications
- Helps avoid costly damage to work surface by eliminating chuck contact

CTS561BITXL 14 pc 6" Power Bit Set (Blue-Point®)

- Comprehensive set includes a stainless steel insert bit adaptor
- Additional length provides greater access and minimizes drill contact with work surface
- Power bits made from tough S2 steel
- T8, T10, T15, T20, T25, T27 and T30
- PHILLIPS® #1, #2 and #3, Square #1 and #2
- SDM611 stainless steel adaptor with magnetic retention
- CTS561BITCS indexable case



CTS561BITXL

CTS561BITSET 23 pc 1/4" Drive Quick-Change Bit Set (Blue-Point®)

- For Snap-on® cordless screwdrivers, plus other power drivers
- Quick-change hex saves time changing bits
- Manufactured from industrial-grade tool steel
- Includes (22) bits (all 3" long), plus a 1/4" square drive (2" long)
- Includes PHILLIPS® bits #0, #1, #2; flat tip bits 5/32", 3/16", 7/16", 1/4", 9/32"; TORX® bits T10, T15, T20, T25, T27, T30, T40; hex bits 3/32", 7/64, 1/8", 5/32", 3/16", 7/32" and 1/4"
- Includes a storage case



CTS561BITSET

YA52PBSQC 52 pc Power Bit Set (Blue-Point®)

- Ideal for use with cordless drills and screwdrivers
- Includes (7) six-lobe star (tamper-proof) insert bits, (3) square insert bits, (4) PHILLIPS® insert bits, (4) slotted insert bits, (7) hex insert bits, (2) clutch insert bits, (6) six-lobe star (tamper-proof) power bits, (3) square power bits, (3) PHILLIPS® power bits, (3) slotted power bits, (3) hex power bits, (3) socket adaptors, (1) quick-change chuck, (2) PHILLIPS® double end bits and (1) square bit holder in a storage case



YA52PBSQC

SCREWDRIVER BITS AND ACCESSORIES



SDM611



SDM11A



SSDM10A



TMC109A



TMXKBS6



CFSSB8



FBS8



TMUBS8



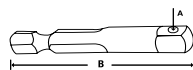
TMBS8A



SDMN31



GMB3046



AB3042

Screwdriver Bit Holders

SDM611 Insert Bit Magnetic Holder (Blue-Point®)

- For quick hex bit changes when used with electric drill, cordless drill or screw gun
- Magnetic bit retention
- 6" long

SDM11A Magnetic Bit Retention

- 2-7/8" Long

SSDM10A Bits Pocket Box

- Pocket-sized storage system for SDM Series bits
- Includes quick-change bit holder

TMC109A Quick Change Coupler

- Use with any 1/4" drive handle
- Spring-release shell retracts to accept 1/4" hex power-type bits
- Ideal for production situations where positive bit retention is required

TMXKBS6 1/4" Hex x 1/4" Square 6" Socket

- Used to remove and install various fasteners—allows the ratchet to be used to drive a 1/4" hex screwdriver bit
- 1/4" square drive, 6" extension that accepts different configurations of 1/4" hex bits
- Employs a magnetic end to help hold the bit in place
- Precision-crafted from special alloy steel for strength and durability
- Nickel-chrome finish helps protect against corrosion and makes it easy to wipe clean

Screwdriver Bit Sockets

- For use with standard 1/4" hex SDM series screwdriver bits

Stock No.	Description
CFSSB8	3/8" Drive Non-Conductive Composite Universal Bit Holder
FBS8	3/8" Drive Screwdriver Bit Socket
FBS9*	3/8" Drive Screwdriver Bit Socket

* Use with 5/16" Hex bit

Magnetic Screwdriver Bit Sockets

- For use with standard 1/4" hex SDM series screwdriver bits

Stock No.	Description
FBSM8A	3/8" Drive Magnetic Screwdriver Bit Socket
GTMS8A	1/4" Drive Magnetic Screwdriver Bit Socket
TMBS8A	1/4" Drive Magnetic Screwdriver Bit Socket
TMUBS8	1/4" Drive Magnetic Screwdriver Bit Universal Socket

Magnetic Nut Drivers

- Allows ratcheting screwdrivers (with 1/4" hex end) to be used as a nut driver
- Magnet securely holds nut during use

Stock No.	Size	Hex Size, inches	Length, inches
SDMN25	1/4	1/4	1-3/4
SDMN31	5/16	1/4	1-3/4







Hex-to-Square Adaptors

Stock No.	A	B
GMB3041*	Ball Detent	1
GMB3042	Ball Detent	2
GMB3046	Ball Detent	6
AB3042*	Ball Detent	2
AB3044*	Ball Detent	4
AB3046*	Ball Detent	6

*Insert Bit Style, non-impact

1/4" HEX SHANK BITS

- Durable alloy steel for long life
- Specialized heat treat for consistent quality
- Precision milled tip geometry for optimal fastener engagement

	Stock No.	#	
 Flat Tip	SDM211B**	.031 x .187"	
	SDM212B**	.035 x .219"	
	SDM213B**	.038 x .250"	
	SDM214C**	.046 x .312"	
	SDM215C**	.055 x .375"	
 PHILLIPS®	SDM221C	#1	
	SDM222ZB	#2	
	SDM222CZ*	#2	
	SDM223C	#3	
 Clutch A	SDM242	3/32"	
	SDM243	1/8"	
	SDM244	5/32"	
	SDM245	3/16"	
	SDM246	1/4"	
	SDM247	5/16"	
 Clutch G	SDM242G	3/32"	
	SDM243G	1/8"	
	SDM244G	5/32"	
	SDM245G	3/16"	
	SDM246G	1/4"	
 Hex, inches	SDM2704D**	1/16"	
	SDM2705D**	5/64"	
	SDM2706D**	3/32"	
	SDM2707D**	7/64"	
	SDM2708D**	1/8"	
	SDM2709D**	9/64"	
	SDM2710D**	5/32"	
	SDM2712D**	3/16"	
	SDM2714D**	7/32"	
	SDM2716D**	1/4"	
	SDM2720D	5/16"	
	SDM2724D	3/8"	
	 Hex, mm	SDMM2702B	2 mm
		SDMM2702.5B	2.5 mm
		SDMM2703B	3 mm
SDMM2704C		4 mm	
SDMM2705C		5 mm	
SDMM2706C		6 mm	
SDMM2708B		8 mm	
SDMM2710B		10 mm	



SDM253IRC



SDM222IRB

Pozidriv® ACR® Installer/Remover






- Anti-cam-out ribs bite into fasteners and help prevent damage to the fastener

Stock No.	#
SDM251IRC	#1
SDM252IRB	#2
SDM252IRC	#2
SDM253IRC	#3

PHILLIPS® ACR®

- Anti-cam-out ribs bite into fasteners and help prevent damage to the fastener

Stock No.	#
SDM221IRB	#1
SDM222IRB	#2
SDM223IRB	#3

	Stock No.	#
 Pozidriv®	SDM251C	#1
	SDM252C	#2
	SDM253C	#3
 TORX®	SDMT6A	T6
	SDMT7A	T7
	SDMT8D**	T8
	SDMT9D**	T9
	SDMT10D**	T10
	SDMT15D**	T15
	SDMT20D**	T20
	SDMT25D**	T25
	SDMT27D**	T27
	SDMT30D**	T30
	SDMT40D**	T40
 Square	BTS0	#0
	BTS1	#1
	BTS2	#2
	BTS3	#3
 Tri-Wing	BTW0A	#0
	BTW1A	#1
	BTW2A	#2
	BTW3A	#3
	BTW4A	#4
	BTW5A	#5
 Double Square	BTSS2	#2

*Small profile/narrow tip **Included as part of SDM400A Master Bit Set

- BTS and BTSS Series bits can be used on recessed double square fasteners commonly used on trailer and RV exteriors
- Bit size varies by application



SDMTW9A



SDMTR10

Wobble Bits

- Unique geometry provides up to 18° of angle "wobble"

Stock No.	#
SDMTW8A	T8
SDMTW9A	T9
SDMTW10A	T10
SDMTW15A	T15
SDMTW20A	T20
SDMTW25A	T25
SDMTW27A	T27
SDMTW30A	T30
SDMTW40A	T40

Tamper-Resistant TORX®

- Bits SDMTR8–SDMTR40 are 1/4"; bits SDMTR45 and SDMTR50 are 5/16"

Stock No.	#	Diameter, inches
SDMTR8	T8	1/4
SDMTR10	T10	1/4
SDMTR15	T15	1/4
SDMTR20	T20	1/4
SDMTR25	T25	1/4
SDMTR27	T27	1/4
SDMTR30	T30	1/4
SDMTR40	T40	1/4
SDMTR45	T45	5/16
SDMTR50	T50	5/16



- Do not use chrome or industrial finish hand tools with impact drivers
- Read safety precautions on pages W1 to W4

1/4" HEX SHANK BITS



SDMV208

Valve and Stem

- Durable alloy steel for long life
- Specialized heat treat for consistent quality
- Precision milled tip geometry for optimal fastener engagement

SDMV208 Tire Valve Bit

- Designed for use with all Snap-on® ratcheting screwdrivers
- Similar to what is covered by the TR107A, TR108, TR117O screwdrivers
- 1/4" Hex insert bit, 1" length

Mortorq® Bits

- Designed for use with Mortorq® fasteners
- Used on aerospace applications
- Low-profile head design, high-strength torque acceptance and lighter weight
- Bits designed to allow fastener removal at various angles for ease of use
- Bits with hex size of 1/4" to be used with Snap-on® ratcheting screwdrivers
- Exacting manufacturing processes ensure precise fastener engagement
- Part numbers stamped on bit

Bit Type	Stock No.	Size
Mortorq®	SDMMT00	#00
	SDMMT1	#1
	SDMMT2	#2
	SDMMT3	#3

Diamond Tip Bits

- Diamond particles “bite” into fasteners, which minimizes slipping
- Diamond particles are extremely hard for long-lasting performance and minimal wear

	Stock No.	#
PHILLIPS®	SDMD221‡	#1
	SDMD222‡	#2
	SDMD223‡	#3
Flat Tip	SDMD212‡	.8 mm/5.5 mm
	SDMD213‡	1 mm/5.5 mm
	SDMD214‡	1.2 mm/6.5 mm
TORX®	SDMDT10‡	T10
	SDMDT15‡	T15
	SDMDT20‡	T20
	SDMDT25‡	T25
	SDMDT30‡	T30
	SDMDT40‡	T40
	SDMD321‡	#1
SDMD322‡	#2	
SDMD323‡	#3	

INSERT BITS



BLPTMBS1414

TORX® Insert Bits

	Stock No.	#	Length, inches
TORX®	SDMTA40	T40	.312
	SDMTA45	T45	.312
	SDMTA50	T50	.312
	SDMTA55	T55	.312

Specialty Insert Bits

	Stock No.	Dimension A, Shank Dia., inches
	SDM3D24	.312


SDM3D24 Flat Tip/#2 PHILLIPS® Insert Bit

- Double end bit PHILLIPS® #2 and .05" slotted tip
- For use with SDDDM Series pocket screwdrivers


Bit Holder and 1/4" Bits (Blue-Point®)

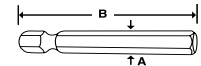
Stock No.	Description	Size
BLPTMBS1414	Bit Holder (Blue-Point®)	—
BLPTMBS3814	Bit Holder (Blue-Point®)	—
BLPHB14	Hex Bit (Blue-Point®)	1/4"
BLPHB18	Hex Bit (Blue-Point®)	1/8"
BLPHB316	Hex Bit (Blue-Point®)	3/16"
BLPHB532	Hex Bit (Blue-Point®)	5/32"
BLPHB732	Hex Bit (Blue-Point®)	7/32"
BLPHB964	Hex Bit (Blue-Point®)	9/64"
BLPHBM3	Metric Hex Bit (Blue-Point®)	3 mm
BLPHBM4	Metric Hex Bit (Blue-Point®)	4 mm
BLPHBM5	Metric Hex Bit (Blue-Point®)	5 mm
BLPHBM6	Metric Hex Bit (Blue-Point®)	6 mm
BLPTB10TP	1/4" Drive T10 TORX® Tamper-Resistant Bit (Blue-Point®)	T10
BLPTB15TP	1/4" Drive T15 TORX® Tamper-Resistant Bit (Blue-Point®)	T15
BLPTB20TP	1/4" Drive T20 TORX® Tamper-Resistant Bit (Blue-Point®)	T20
BLPTB25TP	1/4" Drive T25 TORX® Tamper-Resistant Bit (Blue-Point®)	T25
BLPTB30TP	1/4" Drive T30 TORX® Tamper-Resistant Bit (Blue-Point®)	T30
BLPFB14	1/4" Drive SAE 1/4" Flat Tip Bit (Blue-Point®)	1/4"
BLPFB316	1/4" Drive SAE 3/16" Flat Tip Bit (Blue-Point®)	3/16"
BLPFB532	1/4" Drive SAE 5/32" Flat Tip Bit (Blue-Point®)	5/32"
BLPFB732	1/4" Drive SAE 7/32" Flat Tip Bit (Blue-Point®)	7/32"
BLPFB932	1/4" Drive SAE 9/32" Flat Tip Bit (Blue-Point®)	9/32"
BLPPB0	1/4" Drive #0 PHILLIPS® Tip Bit (Blue-Point®)	#0
BLPPB1	1/4" Drive #1 PHILLIPS® Tip Bit (Blue-Point®)	#1
BLPPB2	1/4" Drive #2 PHILLIPS® Tip Bit (Blue-Point®)	#2
BLPPB3	1/4" Drive #3 PHILLIPS® Tip Bit (Blue-Point®)	#3
BLPSQB1	1/4" Drive #1 Square Tip Bit (Blue-Point®)	#1
BLPSQB2	1/4" Drive #2 Square Tip Bit (Blue-Point®)	#2

PHILLIPS® (Power)

	Stock No.	#	1/4"	A	B
	SDM220A	#0	1/4	—	1
	SDM320A	#0	1/4	.125	1-15/16
	SDM321B	#1	1/4	.187	1-15/16
	SDM322B	#2	1/4	.234	1-15/16
	SDM323A	#3	1/4	.234	1-15/16
	SDM421B	#1	1/4	.187	2-3/4
	SDM422B	#2	1/4	.234	2-3/4
	SDM423B	#3	1/4	.234	2-3/4
	SDM521A	#1	1/4	.187	3-1/2
	SDM522A	#2	1/4	.234	3-1/2
	SDM523A	#3	1/4	.234	3-1/2
	SDM621A	#1	1/4	.187	6
	SDM622A	#2	1/4	.234	6
	SDM623A	#3	1/4	.234	6
	SDMA421	#1	5/16	.250	3
	SDMA422A	#2	5/16	.250	3
	SDMA423A	#3	5/16	.296	3
	SDMB422A	#2	7/16	.312	3
	SDMB423A	#3	7/16	.312	3
	SDMB424A	#4	7/16	.375	3
	SDMB522A	#2	7/16	.312	4-1/2
	SDMB523A	#3	7/16	.312	4-1/2
	SDMB524A	#4	7/16	.375	4-1/2
	SDMB622	#2	7/16	.312	6
	SDMB623A	#3	7/16	.312	6
	SDMB624A	#4	7/16	.312	6

Flat Tip

	Stock No.	#	1/4"	A	B
	SDM311B	.026 x .122"	1/4	.187	1-15/16
	SDM312B	.028 x .134"	1/4	.187	1-15/16
	SDM313B	.032 x .154"	1/4	.187	1-15/16
	SDM314B	.034 x .187"	1/4	.187	1-15/16
	SDM315A	.036 x .215"	1/4	.234	1-15/16
	SDM316A	.038 x .250"	1/4	.234	1-15/16
	SDM317A	.042 x .275"	1/4	.234	1-15/16
	SDM318A	.046 x .312"	1/4	.234	1-15/16
	SDM319A	.050 x .360"	1/4	.234	1-15/16
	SDM411B	.026 x .122"	1/4	.234	3
	SDM412B	.028 x .134"	1/4	.187	3
	SDM414A	.034 x .187"	1/4	.187	3
	SDM415A	.036 x .215"	1/4	.250	3
	SDM416A	.038 x .250"	1/4	.234	3
	SDM417A	.042 x .275"	1/4	.234	3
	SDM418A	.046 x .312"	1/4	.234	3
	SDM419A	.050 x .360"	1/4	.234	3
	SDM511A	.026 x .122"	1/4	.187	3-1/2
	SDM512A	.028 x .134"	1/4	.187	3-1/2
	SDM513A	.032 x .154"	1/4	.187	3-1/2
	SDM514A	.034 x .187"	1/4	.187	3-1/2
	SDM515A	.036 x .215"	1/4	.234	3-1/2
	SDM516A	.038 x .250"	1/4	.234	3-1/2
	SDM517A	.042 x .275"	1/4	.234	3-1/2
	SDM518A	.046 x .312"	1/4	.234	3-1/2
	SDM519A	.050 x .360"	1/4	.234	3-1/2
	SDM614	.034 x .187"	1/4	.187	6
	SDM616	.038 x .250"	1/4	.234	6



SDM3611A

PHILLIPS® ACR®/Installer (Power)

Stock No.	#	1/4"	A	B
SDM3611A	#1	1/4	.187	1-15/16
SDM3621A	#2	1/4	.234	1-15/16
SDM3631A	#3	1/4	.234	1-15/16




SDM3611RA

PHILLIPS® ACR®/Removal (Power)

Stock No.	#	1/4"	A	B
SDM3611RA	#1	1/4	.187	1-15/16
SDM3621RA	#2	1/4	.234	1-15/16
SDM3631RA	#3	1/4	.234	1-15/16

TORX® (Power)

	Stock No.	#	1/4"	A	B
	SDMT307A	T7	1/4	.140	1-15/16
	SDMT308A	T8	1/4	.140	1-15/16
	SDMT309A	T9	1/4	.140	1-15/16
	SDMT310A	T10	1/4	.140	1-15/16
	SDMT315A	T15	1/4	.140	1-15/16
	SDMT320A	T20	1/4	.203	1-15/16
	SDMT325B	T25	1/4	.203	1-15/16
	SDMT327A	T27	1/4	.203	1-15/16
	SDMT330A	T30	1/4	.250	1-15/16
	SDMT340A	T40	1/4	.250	1-15/16
	SDMT407	T7	1/4	.140	2-3/4
	SDMT408	T8	1/4	.140	2-3/4
	SDMT409	T9	1/4	.140	2-3/4
	SDMT410	T10	1/4	.140	2-3/4
	SDMT415	T15	1/4	.140	2-3/4
	SDMT420	T20	1/4	.203	2-3/4
	SDMT425	T25	1/4	.203	2-3/4
	SDMT427	T27	1/4	.203	2-3/4
	SDMT430	T30	1/4	.250	2-3/4
	SDMT440	T40	1/4	.250	2-3/4
	SDMT507	T7	1/4	.140	3-1/2
	SDMT508	T8	1/4	.140	3-1/2
	SDMT510	T10	1/4	.140	3-1/2
	SDMT515	T15	1/4	.140	3-1/2
	SDMT520	T20	1/4	.203	3-1/2
	SDMT525	T25	1/4	.203	3-1/2
	SDMT527	T27	1/4	.203	3-1/2
	SDMT530	T30	1/4	.250	3-1/2
	SDMT540	T40	1/4	.250	3-1/2
	SDMT607	T7	1/4	.140	6
	SDMT608	T8	1/4	.140	6
	SDMT609	T9	1/4	.140	6
	SDMT610	T10	1/4	.156	6
	SDMT615	T15	1/4	.156	6
	SDMT620	T20	1/4	.187	6
	SDMT625	T25	1/4	.234	6
	SDMT627	T27	1/4	.250	6
	SDMT630	T30	1/4	.250	6
	SDMT640	T40	1/4	.250	6



- Do not use chrome or industrial finish hand tools with impact drivers
- †These products can expose you to chemicals which are known to the state of California to cause cancer and reproductive harm. See pages 906-907 for details.
- Read safety precautions on pages W1 to W4

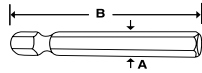
POWER BITS



SDM351B



SDM451A



✦ Pozidriv® (Power)

Stock No.	#	1/4"	A	B
SDM351B	#1	1/4	.187	1-15/16
SDM352B	#2	1/4	.234	1-15/16
SDM353B	#3	1/4	.234	1-15/16
SDM451A	#1	1/4	.187	2-3/4
SDM452A	#2	1/4	.234	2-3/4
SDM453A	#3	1/4	.234	2-3/4
SDM551A	#1	1/4	.187	3-1/2
SDM552A	#2	1/4	.234	3-1/2
SDM553A	#3	1/4	.234	3-1/2
SDM651A	#1	1/4	.187	6
SDM652A	#2	1/4	.234	6
SDM653A	#3	1/4	.234	6



SDMM3702



SDMM37025

◆ Hex, mm (Power)

Stock No.	mm	A	B
SDMM3702	2	.09	1-15/16
SDMM37025	2.5	.11	1-15/16
SDMM3703	3	.13	1-15/16
SDMM3704	4	.18	1-15/16
SDMM3705	5	.22	1-15/16
SDMM3706	6	.27	1-15/16
SDMM3707	7	.31	1-15/16
SDMM3708	8	.36	1-15/16
SDMM3710	10	.45	1-15/16



SDMTS601

■ Square

Stock No.	#	1/4"
SDMTS601	#1	6
SDMTS602	#2	6



SDMTR308

✦ Tamper-Resistant TORX®

Stock No.	#	Length, inches
SDMTR308	T8	1-15/16
SDMTR310	T10	1-15/16
SDMTR315	T15	1-15/16
SDMTR320	T20	1-15/16
SDMTR325	T25	1-15/16
SDMTR327	T27	1-15/16
SDMTR330	T30	1-15/16



SDMA4708



SDM3704

◆ Hex, inches (Power)

Stock No.	#	1/4"	A	B
SDMA4708	1/8	5/16	.234	3
SDMA4710	5/32	5/16	.234	3
SDMA4712	3/16	5/16	.234	3
SDMA4714	7/32	5/16	.281	3
SDMA4716	1/4	5/16	.281	3
SDMA4720	5/16	5/16	.312	3
SDMA4724	3/8	5/16	.312	3
SDM3704	1/16	1/4	.115	1-15/16
SDM3705	5/64	1/4	.234	1-15/16
SDM3706	3/32	1/4	.234	1-15/16
SDM3707	7/64	1/4	.234	1-15/16
SDM3708	1/8	1/4	.234	1-15/16
SDM3709	9/64	1/4	.234	1-15/16
SDM3710	5/32	1/4	.234	1-15/16
SDM3712	3/16	1/4	.234	1-15/16
SDM3714	7/32	1/4	.250	1-15/16
SDM3716	1/4	1/4	.250	1-15/16

AWLS, HOOKS AND PICKS



SH6ASA

Awls/Hard Grip

Stock No.	Blade Length, inches	Overall Length, inches
SH6ASA	4-3/4	6-5/8

Awls and Hooks/Instinct® Soft Grip


- Use for scribing, alignment, O-ring removal, piercing holes in leather or fabric and cleaning crevices

SGLASA604 and SGLASH1204 sets feature:

- Heavy-duty alloy replaceable steel blades for strength
- Exclusive 45° tip geometry is ideal for pulling wires in tight areas
- Longer blades offer better access in hard-to-reach areas
- Larger handles for a comfortable, secure grip

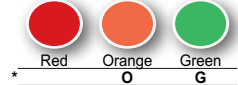
Stock No.	Description	Blade Diameter, inches	Overall Length, inches	Blade Length, inches			
SG4ASABR	Instinct® Awl	1/4	8	3-3/4	•		
SG4ASHBR	Instinct® Hook	1/4	8	3-3/4	•		
SG5ASABR†	Instinct® Awl	1/4	9-5/8	4-3/4	•		
SG7ASABR	Instinct® Awl	1/4	10-5/8	5-3/4	•		
SGL6ASABR	Instinct® Long Heavy-Duty Awl	3/16	10-5/32	6		•	
SGL6ASO45B*	Instinct® Long Heavy-Duty 45° Offset Pick	3/16	10-5/32	6		•	
SGL6ASH45B*	Instinct® Long Heavy-Duty 45° Pick	3/16	10-5/32	6		•	•
SGL6ASH90B*	Instinct® Long Heavy-Duty 90° Pick	3/16	10-5/32	6		•	•
SGL12ASH45B*	Instinct® Long Heavy-Duty 45° Pick	3/16	16-5/32	12			•
SGL12ASH90B*	Instinct® Long Heavy-Duty 90° Pick	3/16	16-5/32	12			•

Set Contains:
 SGLASA604BR**
 SGLASH1204BR**
 SGASA104BR



SGLASA604BR

Colors Available



* R O G
 ** R O G
 ADD SUFFIX TO STOCK NUMBER FOR SPECIAL COLORS

Miniature Awls, Hooks and Picks/Soft Grip

- Comfortable, nonslip Instinct® handle
- Strong special steel blades for lasting performance
- High-polish finish
- Blades are replaceable
- Use for scribing, alignment, O-ring removal, piercing holes in leather or fabric, and cleaning crevices

Stock No.	Description	Blade Diameter, inches	Overall Length, inches	Blade Length, inches	
SG3ASACR	Instinct® Mini Awl	1/8	6	3-1/8	•
SG3ASH45CR	Instinct® 45° Tip Miniature Pick	1/8	6	3-1/8	•
SG3ASH90CR	Instinct® 90° Tip Miniature Pick	1/8	6	3-1/8	•
SG3ASHCR	Instinct® Miniature Hook	1/8	6	3-1/8	•

Set Contains:
 SGASA204CR



SGASA204CR

Colors Available




* R O G
 ** R O G
 ADD SUFFIX TO STOCK NUMBER FOR SPECIAL COLORS

Long Small Size Awls, Hooks and Picks/Soft Grip

- Use for scribing, alignment, O-ring removal, piercing holes in leather or fabric, and cleaning crevices

Stock No.	Description	Blade Diameter, inches	Overall Length, inches	Blade Length, inches	
SGL3ASACR	Long Mini Awl	9/64	9-23/32	7	•
SGL3ASH45CR	Instinct® Long 45° Tip Miniature Pick	9/64	9-23/32	7	•
SGL3ASH90CR	Instinct® Long 90° Tip Miniature Pick	9/64	9-23/32	7	•
SGL3ASHCR	Instinct® Long Miniature Hook	9/64	9-23/32	7	•

Set Contains:
 SGLASA204CR



SGLASA204CR

Colors Available



* R O G
 ** R O G
 ADD SUFFIX TO STOCK NUMBER FOR SPECIAL COLORS

Seal Removal Tools/Soft Grip

- Rounded tip with blended radius edge allows easy removal of seals or O-rings while reducing chance of damage to seal or finished surface
- (2) tip configurations and (2) blade lengths handle most seal removal situations
- Industrial black finish blades
- Applications include transmissions, heater and vacuum hoses, oil pump drive shaft seals, injectors and fuel rail O-rings, inner tie rod rack boot and CV boot removal, fork seals and caliper dust boot assemblies on Harley-Davidson® and other motorcycles and steering racks and pumps


Stock No.	Tip Style	Overall Length, inches	Blade Length, inches	
SGSR1AR	Spoon	8	5-1/4	•
SGSR2AR	Spoon	5-11/32	2-1/2	•
SGSR3AR	Contoured	5-11/32	2-1/2	•
SGSR4AR	Contoured	8	5-1/4	•

Set Contains:
 SGSR104AR



SGSR104AR

Colors Available



* R O G
 ** R O G
 ADD SUFFIX TO STOCK NUMBER FOR SPECIAL COLORS



• Do not use bits with impact drivers
 • †These products can expose you to chemicals which are known to the state of California to cause cancer and reproductive harm. See pages 906-907 for details.
 • Read safety precautions on pages W1 to W4

STANDARD AND EXTRA LONG AWLS, HOOKS AND PICKS



PSLR6



PSLR4LT

Picks and Scribes/Extra-Long (Blue-Point®)

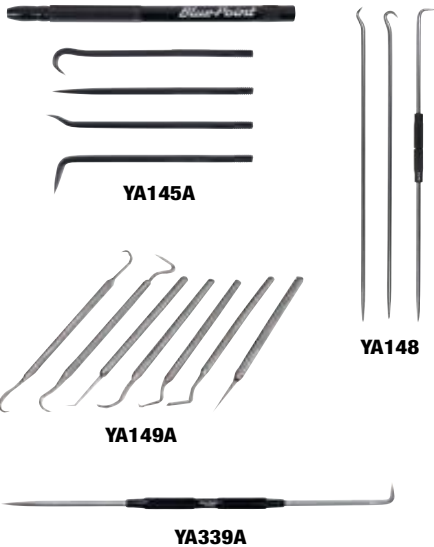
- Use to separate wires, remove small fuses, O-rings, retrieve small parts or mark metal and plastic surfaces
- Shank diameter is 0.02" thicker than standard picks for added durability and extended tool life
- Each pick is 9-3/4" (247.7 mm) long

Stock No.	Description	Set Contains:	
		PSLR4	PSLR6
PSLR4-1	Extra-Long Hook Pick (Blue-Point®)	•	•
PSLR4-2	Extra-Long 90° Hook Pick (Blue-Point®)	•	•
PSLR4-3	Extra-Long Straight Pick (Blue-Point®)	•	•
PSLR4-4	Extra-Long Complex Pick (Blue-Point®)	•	•
PSLR4-5	Extra-Long Combination Pick (Blue-Point®)		•
PSLR4-6	Extra-Long Double Angle Pick (Blue-Point®)		•

Picks and Scribes/Extra-Long Lighted (Blue-Point®)

- LED lighted hook and pick set allows easier viewing in dark and hard-to-reach areas
- Made of durable carbon heat-treated steel
- Ergonomic soft grip contoured handle
- Each pick measures 9-3/4" long (247.7 mm)
- Push-button LED switch on end of handle
- Each pick requires (3) LR41 batteries (included); replacement battery RSND384392PK

Stock No.	Description	Set Contains:	
		PSLR4LT	
PSLR4LT-1	Extra-Long Lighted Hook Pick (Blue-Point®)	•	
PSLR4LT-2	Extra-Long Lighted 90° Hook Pick (Blue-Point®)	•	
PSLR4LT-3	Extra-Long Lighted Straight Pick (Blue-Point®)	•	



Picks and Scribes (Blue-Point®)

Stock No.	Description	Overall Length, inches (assembled to handle)	Set Contains:		
			YA145A	YA148	YA149A
YA145-1	Straight Tip Pick (Blue-Point®)	7-7/16	•		
YA145-2	90° Tip Pick (Blue-Point®)	7-7/16	•		
YA145-3	Hook Tip Pick (Blue-Point®)	7-7/16	•		
YA145-4	O-Ring Angle Tip Pick (Blue-Point®)	7-7/16	•		
YA145A-5	Black Anodized Handle (Blue-Point®)	—	•		
YA148-1	Scribe—Straight/90° Tip (Blue-Point®)	11-5/8		•	
YA148-2	Scribe—Straight/Hook (Blue-Point®)	11-1/2		•	
YA148-3	Scribe—Straight/Double Bend (Blue-Point®)	11-7/8		•	
YA149-1	Straight Pointed Pick (Blue-Point®)	5-1/2			•
YA149-2	Curved with 90° Pointed Pick (Blue-Point®)	5-1/4			•
YA149-3	45° with Flat Tip Pick (Blue-Point®)	5-1/2			•
YA149-4	90° Pointed Pick (Blue-Point®)	5-1/2			•
YA149-5	Double Ended Short Pick (Blue-Point®)	6-3/16			•
YA149-6	Double Ended Long Curve Pick (Blue-Point®)	6-1/2			•
YA149-7	Half Circle Pointed Pick (Blue-Point®)	5-3/8			•
YA338A	Straight/Hook Scribe	8-1/8			
YA339A	Straight/90° Scribe	8-1/8			

YA145A 4 pc Pick/Scribe Set (Blue-Point®)

- Compact set with (4) interchangeable threaded blades
- Black anodized aluminum handle with laser-etched Blue-Point® logo for better visibility
- Includes storage pouch
- High-quality carbon steel blades

YA148 3 pc Adjustable Pick/Scribe Set (Blue-Point®)

- Thicker 3/16" dia. blades resist bending
- Longer length for greater reach into tight work areas
- Handle can be adjusted along length of blade
- Includes pouch

YA149A 7 pc Pick Set (Blue-Point®)

- Includes (5) 5-1/2" single-ended and (2) 7" double-ended probes made of tempered stainless steel
- Stainless steel picks avoid corrosion
- Includes pouch



PPN300

PPBN300



MPBS12A

MPBS24A

MPBS36A

Prying/Smoothing Tools

- Intended for spreading/smoothing epoxy, adhesives and silicone uniformly
- Other uses include cleaning small parts, removing/installing O-rings and gaskets, prying dashboard parts and vents and prying apart electronic key fobs to access the battery for replacement. Can be used to pry apart relays, fuses and wiring connectors
- Strong glass-reinforced nylon offers the rare combination of flexibility and strength
- While the non-marring composite material will not scratch soft metals, painted surfaces or other composite material, do not use this tool on glass, laminates or acrylic material
- Note: Not intended for live electrical use.

Stock No.	Length, inches	Tip Style	Set Contains:	
			PPN300	PPBN300
PPN1030	7	Narrow, Dual Tip	•	
PPN2040	7	Medium, Dual Tip	•	
PPN4050	7	Wide, Dual Tip	•	
PPBN18	6-9/16	3/16" Angle Tip		•
PPBN32	6-9/16	5/16" Angle Tip		•
PPBN48	6-9/16	1/2" Angle Tip		•

Set includes vinyl pouch.

Striking Prybars/Straight Edge

- Manufactured from special alloy steel, precision forged and heat treated for optimum strength and durability
- High-leverage design with smooth radius head provides maximum leverage while lifting and pulling back
- Straight tip design for maximum leverage in tight spaces
- Durable ergonomic handle features a tapered design for comfortable grip and withstands extreme work environments
- Blade extends through the handle and contacts the metal end cap to provide a continuous, solid striking force
- Flared end of handle offers protection from off-center handle strikes

Stock No.	Square Shank, inches	Tip Width, inches	Length, inches	Set Contains:
MPBS12A	3/8	5/8	12	•
MPBS24A	7/16	13/16	24	•
MPBS36A	5/8	1-1/8	36-5/8	•



SPBH30R



SPBH48R



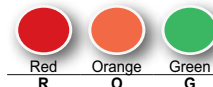
SPBH54R

Striking Crown Handle Prybars

- Durable crown handle offers protection from off-center hammer strikes
- Handle is 10-3/8" long for a comfortable, secure grip (long handle ensures that two hands can fit for high-leverage applications)
- Cylindrical design with taper allows user to find a comfortable grip regardless of hand size
- Made from the same durable, easy-to-clean acetate material used on Snap-on® SPBS series prybars
- Handle resists extreme temperatures
- Striking cap features three times the surface area versus competitive prybars (reduces chance of handle damage/off-center strikes for better performance and safety)
- 3/4" square bar manufactured from special alloy steel, precision forged and heat treated for optimum strength and durability
- High-leverage flared tip (1-1/8") with precision-ground edge
- Blade is permanently stamped with product information and has an industrial finish (protects against corrosion)

Stock No.	Bar Stock Size, inches	Tip Width, inches	Length with Handle, inches
SPBH30R	3/4	1-1/8	30
SPBH48R	3/4	1-1/8	48
SPBH54R	3/4	1-1/8	54

Colors Available



ADD SUFFIX TO STOCK NUMBER FOR SPECIAL COLORS



• Read safety precautions on pages W1 to W4

PRYBARS



SPBS704A

Colors Available



* ADD SUFFIX TO STOCK NUMBER FOR SPECIAL COLORS

Striking Prybars

- Ergonomic shape and contour handle matched to blade length for optimum leverage
- Blade extends through handle and makes contact with end cap to provide solid striking force
- Metal end cap allows hammer striking while reducing chance of damage to handle
- High-leverage design with smooth radius head provides maximum leverage when lifting and pulling back
- Blade manufactured from special alloy steel, precision forged and heat treated for strength and durability
- Industrial finish to protect against corrosion

Stock No.	Square Shank, inches	Tip Width, inches	Length, inches	Set Contains:
SPBS8A*	1/4	7/16	8	•
SPBS12A*	3/8	5/8	12	•
SPBS18A*	7/16	23/32	18	•
SPBS24A*	7/16	13/16	24	•
SPBS36A*	5/8	1-1/8	36-5/8	
SPBS42A*	5/8	1-1/8	42-1/4	

SPBS704A*

Set Contains:



PBF415

Fiberglass Prybar

PBF415 Fiberglass Prybar (Blue-Point®)

- Drop-forged rust-resistant, hardened steel wedge end is chemically bonded to fiberglass handle
- 50,000 strands of fiberglass are sleeved by a polypropylene jacket for comfort and variable hand placement during use
- About one-half the weight of a steel prybar of the same length and less flexible than a steel prybar for greater leverage
- Polypropylene sleeve is resistant to heat and cold for greater comfort in all temperatures

Stock No.	Description	Length, inches
PBF415	Fiberglass Prybar (Blue-Point®)	41-1/2

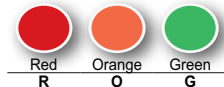
Demolition Chisels/Striking Crown Handle

- Exclusive crown handle offers protection from off center hammer strikes
- Handle provides a comfortable secure grip in a variety of environments
- Engineered composite handle offers excellent temperature resistance and bar retention
- Exclusive crown handle offers protection from off-center hammer strikes
- Handle provides a comfortable, secure grip in a wide variety of environments
- Engineered high-impact nylon material offers excellent cold and hot weather resistance and bar retention
- Large striker cap provides a large impact surface—important when using large hammers or mauls
- Tough steel alloy is machined and differentially heat treated for optimum performance
- Good balance and length; 18" provides optimal clearance without becoming too long or heavy
- High impact nylon offers much better temperature resistance than acetate
- Offers an alternative to air hammers; no need to drag bulky air hoses. Ideal for quick work regardless of location
- Chisel is roll-stamped with part number
- Chisel has a double edge bevel with 1-1/8" flare tip



SPDC18R

Colors Available



ADD SUFFIX TO STOCK NUMBER FOR SPECIAL COLORS

Stock No.	Hex Shank, inches	Tip Width, inches	Length, inches
SPDC18R	3/4	1-1/8 Double Edge	18

Prybars

- Snap-on® prybars feature a patented ergonomic shape and contour handle matched to the blade length for optimum leverage

MPBS1140AO 40° Brake Tool Prybar

- Strong 3/8" square alloy steel bar with straight tip
- 11" total length with 40° offset ensures access into tight wheel wells
- Durable, ergonomic handle features a tapered design for comfortable grip and withstands extreme work environments
- Ideal for general prybar applications



MPBS1140AO

Stock No.	Handle Length, inches	Square Shank, inches	Tip Width, inches	Tip Type
MPBS1140AO	5-1/2	3/8	3/8	Straight

Multi-Position Prybars

- Each prybar features 17 incremental angles of 15° to provide great flexibility
- High-leverage design with smooth radius head provides maximum leverage when lifting
- Manufactured from special alloy steel, precision forged and heat treated for strength and durability
- Industrial finish helps protect against corrosion

Set Contains:
PBMP703A



Stock No.	Length, inches	Tip Width, inches	
PBMP8A	8	1/2	•
PBMP12A	12	5/8	•
PBMP16A	16	5/8	•
PBMP24A	24	1	
PBMP36A	36	1	

Non-Marring Prybars

- Made from tough reinforced nylon
- Ideal for removing clips, fasteners, molding or gaskets from interior/exterior applications
- Will not damage delicate surfaces unlike metal removal tools
- Lightweight and resistant to most automotive fluids
- Block end allows use with hammer

Set Contains:
PBN500



Stock No.	Length, inches	Tip Width, inches	Tip Style	
PBN1	6-3/4	5/8	Narrow Wedge	•
PBN2	6-3/4	15/16	Wide Wedge	•
PBN3	6-3/4	7/8	Narrow Fork	•
PBN5	6-3/4	1-3/16	Wide Fork	•
PBN7	6-3/4	1-3/8	Flat Fork	•
PBN10	6-3/4	5/8	90° L	
PBN15	6-3/4	1-1/4	90°	

Prying/Fabrication Tools

PBFT10 Metal Pry/Fabrication Tool (Blue-Point®)

- Slim radius taper end for optimum blend of strength and access
- Unique design fits in tight gaps and can be used in tandem with separate mated parts
- Made from strong 4140 alloy steel
- Includes holes for tethering



PBFT10

Stock No.	Overall Length, inches	Tip Width, inches	Weight, lb (kg)	Base Width, inches	Length of Radius (working end), inches
PBFT10	7	1/2	.23 (.1)	1	1-3/4



• Read safety precautions on pages W1 to W4

PRYBARS



PBHG48



PBHC48



NPB124B



PBS704



3260B



7030A



1412A



BLPPB704

Utility Bars

UB222PK Miniature 5-3/8" Utility Prybar Set (10 pk) (Blue-Point®)

- 5-3/8" length
- Pack of 10



UB222PK

Heavy-Duty Prybars

- Prybars feature a rubber grip that eliminates contact with rust and damaged surfaces and protects the bar from damage during transit
- Grip offers a nonslip surface that provides a secure gripping surface/leverage, when hands are wet, sweaty or oil covered

Stock No.	Tip Style	Weight, lb	Radius Curves, inches	Length, inches	Diameter, Inches
PBHG48	1-1/2" Offset Chisel, 2-1/4" Offset Claw	9.5	5-1/8	48	1" Hex
PBHC48	1-1/8" Straight Chisel, 2" Offset Chisel	11.25	—	48	1" Hex
PBHC60	1-1/8" Straight Chisel, 2" Offset Chisel	14.25	—	60	1" Hex

PBHC1 48" Replaceable Rubber Grip.

Wrecking Bars

- Slotted claw on "gooseneck" end and a chisel configuration on opposite end

Stock No.	Stock, inches	Length, inches
NPB124B	3/4	24

Prybars

- Snap-on® prybars feature a patented ergonomic shape and contour handle matched to the blade length for optimum leverage

Set Contains:
PBS704

Stock No.	Stock, inches	Length, inches	
1250	7/16	12	•
1650	9/16	16	•
2050	11/16	20	•
650	5/16	6	•

Slate Bar

Stock No.	Stock, inches	Edge, inches	Length, inches
3260B	1	1/2	60

Close Quarters Bars

- Powerful leverage where space is at a premium
- Ideal for aligning molds

Stock No.	Stock, inches	Tip Width, inches	Length, inches
7030A	3/8	7/16	9
7031A	1/2	9/16	16
7032	5/8	3/4	18

Pinch Bars

- Pinch bars have a tapered point on one end and a chisel-type edge on the other

Stock No.	Stock, inches	Edge, inches	Length, inches
1412A	1/2	5/8	14
1658C	1/2	5/8	16
2420A	3/4	15/16	20
2430C	3/4	5/8	30
2438C	3/4	7/8	38
2842C	7/8	1	42

BLPPB704 4 pc Pinch Bar Prybar Set (14–20") (Blue-Point®)

- Includes 1412A (14") and 2420A (20") Pinch Bars, 7031A Close-Quarters Bar (16") plus BPPC1878 Flat Chisel (18")

Die Setter Bars

- Designed for separating, scraping or prying



7035

Stock No.	Stock, inches	Tip Width, inches	Length, inches
7035	5/8	7/16	18
7037	3/4	9/16	30



THE KEY TO MAKING BETTER PLIERS AND CUTTERS IS PRECISE MANUFACTURING AND USING THE BEST POSSIBLE MATERIALS. THAT'S WHY WE USE SPECIAL ALLOY STEEL AND AN EXCLUSIVE COLD-FORGED PROCESS TO ADD STRENGTH AND LONGEVITY TO OUR PLIERS. WE ALSO EMPLOY PROPRIETARY DESIGN TOUCHES LIKE JOINTS THAT ARE POSITIONED CLOSE TO THE CUTTING EDGE, MAKING IT FAR EASIER TO CUT HEAVY WIRE WHILE REDUCING USER FATIGUE.

PLIERS THAT ALWAYS COME THROUGH IN A PINCH.

Our Talon Grip™ makes the job easier, with diamond serrated jaws for added grip and pulling power. Ramped tips and a longer contoured handle for better accessibility. Plus rounded jaw edges to minimize nicking wires. Our VectorEdge blade technology provides the added advantages of parallel blades, more leverage and precise cutting edge alignment. And the cutting edges stay aligned and sharp year after year, even after thousands of cuts on everything from wires and cable ties to spring steel.

PLIERS

PLIERS/CUTTERS SETS



102LHCP



PL305ACF



PL306ACF



PL307ACF



PL330ACF



PLR300



PL400B



PL803A



PL500GS

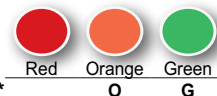
Pliers and Cutters Sets

Stock No.	Description	Set Contains:	102LHCP	PL305ACF*	PL306ACF*	PL307ACF*	PL330ACF*	PLR300*	PL400B*	PL803A	PL500GS*
415CP	Long Reach 35° Bent Nose Needle Nose Pliers		•								
915CP	Long Reach Needle Nose Pliers		•								
44ACF	4" Talon Grip™ Combination Slip-Joint Pliers			•							
95ACF	6" Needle Nose Pliers			•							
84CF	4" VectorEdge Diagonal Cutters									•	
85ACF	5" VectorEdge Diagonal Cutters			•							
786CF*	6" Diagonal Flush-Cut Pliers										
46ACF	6" Talon Grip™ Combination Slip-Joint Pliers					•					
96ACF	7" Needle Nose Pliers					•			•		
86ACF	6" VectorEdge Diagonal Cutter					•			•	•	•
47ACF	8" Talon Grip™ Combination Slip-Joint Pliers						•		•		•
97ACF	8" Talon Grip™ Needle Nose Pliers						•		•		•
87ACF	7" VectorEdge Diagonal Cutter						•			•	
49ACF	9" Talon Grip™ Combination Slip-Joint Pliers							•			
911ACF	11" Needle Nose Pliers							•			
312CF	11" VectorEdge Heavy-Duty Diagonal Cutter							•			
57AHLF	Lineman's Pliers								•		•
91ACF	Adjustable Joint Interlocking Channel Pliers (9-1/4")									•	
PWCS7ACF	7" Wire Stripper/Cutter/Crimper										•

See product details on following pages.

Sets include storage tray.

Colors Available



* ADD SUFFIX TO STOCK NUMBER FOR SPECIAL COLORS



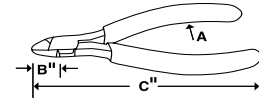
84CF



85ACF



86ACF



86EP



87ACF



786CF



312CF



808CF



388ACF

Diagonal Cutters (Natural)

- Quality forged steel ensures that tools will provide years of service
- Differential heat treatment produces the strength and toughness in desired areas to withstand repeated tough cutting jobs
- Handles are designed for comfort and to deliver the leverage needed to tackle demanding jobs
- DURABLE: Natural steel finish with clear coating; cold-forged special alloy steel; strength and durability, protects against corrosion, provides years of reliable performance
- LEVERAGE: Long contoured handle; joint positioned closer to the cutting edge; comfortable with increased leverage
- COMFORT: Cushioned plastisol handles; comfort and control to reduce fatigue

VectorEdge

Stock No.	Description	Handle Style (A)	Jaw Length, inches (B)	Length, inches (C)	
84CF *	4" Diagonal Cutters	Bowed	3/8	4-3/4	•
85ACF *	5" Diagonal Cutters	Bowed	9/16	5	•
86ACF *	6" Diagonal Cutter	Bowed	3/4	6-5/16	•
86EP	Pistol Grip Diagonal Cutters	Pistol	3/4	6-5/16	
87ACF *	7" Diagonal Cutter	Bowed	13/16	7-3/8	•
786CF *	6" Diagonal Flush-Cut Pliers	Bowed	3/4	6-5/18	
312CF *	Heavy-Duty Diagonal Cutter	Long Handle	0.80	11	•
808CF *	7" Long Mini Diagonal Cutter	Bowed	9/16	6-15/16	•
388ACF *	8-5/16" High-Leverage Diagonal Cutter	Bowed	1-1/16	8-5/16	•

Colors Available



ADD SUFFIX TO STOCK NUMBER FOR SPECIAL COLORS



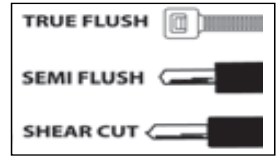
• Plastic-coated handles on these pliers and cutters do not protect against electric shock
 • Read safety precautions on pages W1 to W4

CUTTERS

True Flush: Blades cut stranded wire ends and zip tie ends flat, allowing protruding ends to be trimmed flush

Semi-Flush: Ground blades cut slightly pointed wire ends and can be used where an exact flush cut is not required

Shear Cut: Ground blades (on standard cutters) are designed for general cutting with less hand pressure and extended blade life



Cushion Throat Cutters

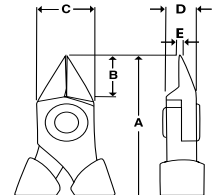
- Urethane insert in jaws captures clipped material, reducing the likelihood of work environment contamination
- Retention of wire clippings enhances worker safety by preventing projectile material from being scattered throughout the worksite
- Handles are designed for comfort and deliver the leverage needed to tackle the most demanding jobs
- Quality forged steel ensures tools will provide years of service
- Fluorescent urethane formula helps reduce the potential of leaving the tool behind—just shine a UV light on the head of the cutter to activate its illuminating effect

Stock No.	Description	Handle Style	Jaw Length, inches (B)	Overall Length, inches (C)
84CFCTA	Cushion Throat Diagonal Cutter	Bowed	3/8	4-3/4
86ACFCT	Cushion Throat Diagonal Cutter	Bowed	3/4	6-5/16
P87150CT	Cushion Throat 5" Oval Cutter—True Flush Cut	Bowed	17/32	5-3/16
87ACFCT	7" VectorEdge Diagonal Cutter	Bowed	13/16	7-3/8
388ACFCT	8" High-Leverage Cushion Throat Diagonal Cutters	Bowed	1-1/16	8-5/16
786CFCT	6" Diagonal Flush-Cut Cutter with Cushion Throat	Bowed	3/4	6-5/18



P-Series Cutting Pliers

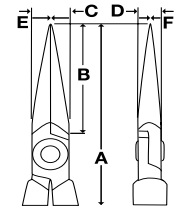
- Diagonal cutting pliers with a tapered head for reaching tight spaces without compromising cutting performance
- Cutting-edge geometry strikes a balance between sturdiness and sharpness, resulting in clean cuts that can last for as long as 200,000 cycles
- Heat-treated frame provides exceptional tool life
- Hot-forged technology aligns grain structure of proprietary alloyed steel to follow the profile of the shanks, giving the pliers extraordinary tenacity and toughness
- Precision grinding in the joint greatly reduces friction, providing smooth operation without lubrication
- Screw joint minimizes friction and maximizes jaw alignment
- Internal torsion spring returns the pliers to the opening position, keeping the tools always ready to work while minimizing hand fatigue
- Staking of the screw threads helps to stop the screw from backing out



Set Contains:
PLP300A

Stock No.	Dimension A, mm	Dimension B, mm	Dimension C, mm	Dimension D, mm	Dimension E, mm	Wire Diameter, mm	Cut Type	Head Style
P86145A	109	10.6	12.5	13.1	13.2	0.30–1.25	Semi-Flush	End
P88145A	115	11.7	12.5	6	0.8	0.30–1.60	Semi-Flush	Tapered
P88145RA	115	11.7	12.5	6	0.8	0.30–1.25	Semi-Flush	T&R
P88150RA	130	13.8	15.8	8	1.1	0.40–1.60	Semi-Flush	T&R
P87150A†	130	13.8	15.8	8	1.1	.40–1.60	True Flush	Oval

†Use on plastic and zip ties



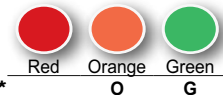
P-Series Precision Pliers

- Hot-forged technology aligns the grain structure of proprietary alloyed steel to follow the profile of the shanks, giving the pliers extraordinary tenacity and toughness
- Heat-treated frame provides exceptional tool life
- Precision grinding in the joint greatly reduces friction, providing smooth operation without lubrication
- Screw joint minimizes friction and maximizes jaw alignment
- Internal torsion spring returns the pliers to the opening position, keeping the tools always ready to work while minimizing hand fatigue
- Staking of the screw threads helps to stop the screw from backing out

Stock No.	Description	A, Length, inches (mm)	B, Jaw Flat Length, inches (mm)	C, Head Width, inches (mm)	D, Head Thickness, inches (mm)	E, Tip Width, inches (mm)	Dimension F, Tip Thickness, inches (mm)	Jaw Style	Head Style
P90050A	5" Round Nose Pliers	5 (127)	1 (26)	31/64 (12.5)	19/64 (7.6)	7/64 (2.9)	3/64 (1.4)	Smooth	—
P93050A	5" Flat Nose Pliers	5-5/64 (129)	1-3/32 (28)	31/64 (12.5)	19/64 (7.6)	5/64 (1.8)	5/64 (1.8)	Smooth	—
P91045A*	4-1/2" Snipe Nose Pliers	4-49/64 (121)	25/32 (20)	31/64 (12.5)	19/64 (7.6)	5/64 (1.8)	5/64 (1.8)	Serrated	Short •
P91055A	5-1/2" Snipe Nose Pliers	5-21/32 (144)	1-45/64 (43)	31/64 (12.5)	19/64 (7.6)	5/64 (1.8)	5/64 (1.8)	Serrated	Long
P92050A*	5" Needle Nose Pliers	5-7/64 (130)	1-7/32 (31)	31/64 (12.5)	19/64 (7.6)	5/64 (1.8)	5/64 (1.8)	Serrated	Short
P92055A	5-1/2" Needle Nose Pliers	5-45/64 (145)	1-47/64 (44)	31/64 (12.5)	19/64 (7.6)	5/64 (1.8)	5/64 (1.8)	Serrated	Long •
P92650A	5" 90° Bent Needle Nose Pliers	4-29/32 (125)	1-7/32 (31)	31/64 (12.5)	19/64 (7.6)	5/64 (1.8)	5/64 (1.8)	Serrated	90° Bent

Sets include storage case.

Colors Available

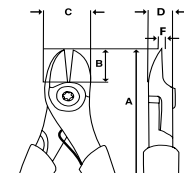


* ADD SUFFIX TO STOCK NUMBER FOR SPECIAL COLORS



Pliers/Special Application

Stock No.	Description	A	B	C	D	F
EPC160	Plastic and Cable Cutters	1/4	3/4 (17.7)	27/32 (21.5)	13/32 (9.9)	1/16 (1.4)
HL138ACP*	High-Leverage Combination	7-7/8	1-1/16	1-3/16 (30.2)	1/2 (12.5)	—
5CF*	5" Ignition Pliers	4-3/4	1/4	7/16 (11.1)	1/4 (6.4)	5/64 (2.0)



EPC160 Plastic and Cable Cutters

- Manufactured from 1% carbon/chrome ball bearing steel to provide strength without brittleness
- Adjustable screw joint minimizes friction and maximizes cutting edge alignment
- Precision hardened cutting edge provides superior durability
- The unique jaw design makes it ideal for cutting plastic, rubber and vinyl (do not use for cutting metal)

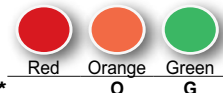
HL138ACP 7-7/8" Combination Pliers

- Reduces effort for cutting and gripping by up to 75%
- 1-1/16" jaw opening

5CF 5" Ignition Pliers

- Ideal for extremely small work
- Serrated jaws
- Bowed and cushioned plastisol handles are designed for comfort and leverage to reduce fatigue
- 4-3/4" in length

Colors Available



* ADD SUFFIX TO STOCK NUMBER FOR SPECIAL COLORS



• Plastic-coated handles on these pliers and cutters do not protect against electric shock
 • Read safety precautions on pages W1 to W4

SPECIAL PURPOSE



497ACF



490CF



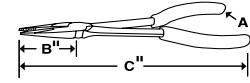
612AEP



912AEP

Special Purpose Pliers

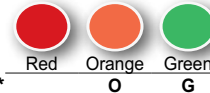
- Bent Nose—Angled jaws for better access to hard-to-reach areas
- Pistol Grip—Angled handle for access to hard-to-reach areas
- Duck Bill—Specially designed for electronics work



Talon Grip™

Stock No.	Description	B	C	
497ACF*	7" 90° Angle Jaw Needle Nose Pliers	1-5/8	7-1/4	•
490CF	9-1/2" 90° Bent Needle Nose Pliers	1-5/8	9-5/8	•
612AEP	Pistol Grip Needle Nose Pliers	1-3/8	9-3/4	
912AEP	Pistol Grip Needle Nose Pliers	2-1/4	10-5/8	

Colors Available



ADD SUFFIX TO STOCK NUMBER FOR SPECIAL COLORS



196ACF



94CF



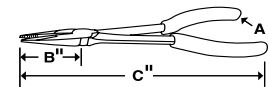
597ACF



496CF

Needle Nose

- Talon Grip™ diamond-serrated jaws provide precise gripping strength and increased pulling power; jaw tips are perfectly aligned
- Rounded jaw edges minimize nicks to the wire when making loops or bends
- Jaw tips are perfectly aligned and feature machined teeth for precise gripping strength with positive control
- Longer contoured handle with joint location provides higher leverage and increased comfort



Set Contains:
PL-3935CF* Talon Grip™

Stock No.	Description	B	C		
196ACF*†	8" Long Nose Pliers with Cutter	2-1/4	8		•
196ANCF*†	8" Long Nose Pliers with Cutter and Side Fastener	2-1/4	8		•
597ACF	8" Pin Gripping Pliers	3-3/16	8-7/8		•
94CF*	5" Needle Nose Pliers	1-1/8	5-13/32		•
95ACF*	6" Needle Nose Pliers	1-13/32	6-1/32		•
96ACF*	8" Needle Nose Pliers	2-1/8	7-29/32		•
97ACF*	9" Needle Nose Pliers	3-1/2	8-13/16		•
495CF*	6" 35° Bent Needle Nose Pliers	1-13/32	6 -1/32	•	•
496CF*	7" 35° Bent Needle Nose Pliers	2	7-13/16	•	•
9735CF*	8" 35° Bent Needle Nose Pliers	3-11/32	8-5/8	•	•


† Rated to cut .049" dia. music wire

Colors Available



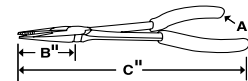
ADD SUFFIX TO STOCK NUMBER FOR SPECIAL COLORS

NEEDLE NOSE/LONG

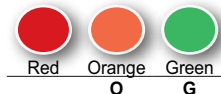


Electronic Service

- Talon Grip™ diamond serrated jaws provide a better grip, supplying up to 57% increase in pulling power
- Compact needle nose jaws and longer reach provide increased access in tight working conditions
- The 35° bent nose design, coupled with more compact jaws and longer reach, provide increased access in tight and awkward working conditions (408CF)
- Ideal for holding and twisting safety wire in aviation, marine and FOD applications (609CF)
- Cushioned plastic handles are designed for comfort and leverage to reduce fatigue
- Manufactured from special high-alloy steel for durability and strength



Colors Available



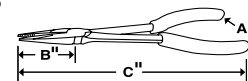
ADD SUFFIX TO STOCK NUMBER FOR SPECIAL COLORS

Stock No.	Description	B	C	Set Contains:	
61CF	8" Duck Bill Pliers	1-29/64	8-3/8		•
408CF	9" Stork Bent Needle Nose Pliers	1-5/8	8-1/2	•	•
908CF	9" Stork Needle Nose Pliers	1-45/64	8-5/8	•	•
609CF	9" Stork Duck Bill Pliers	1-3/8	9-21/64	•	•

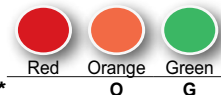


Long Reach

- Long, slim jaws and flush riveted joints for increased reach into recessed areas
- Ideal for electric and electronic work, holding pins or small components



Colors Available




ADD SUFFIX TO STOCK NUMBER FOR SPECIAL COLORS

Stock No.	Description	B	C	Set Contains:	
415CP	15" Long Reach 35° Bent Needle Nose Pliers	2-7/8	14-3/8		
411CF	11" Long Reach 35° Bent Needle Nose Pliers	3	10-7/8	•	•
911ACF*	11" Needle Nose Pliers	3-3/16	11	•	•
915CP	15" Long Reach Needle Nose Pliers	3-3/16	14-1/2		

Combination

- Talon Grip™: Diamond-serrated jaws mean better grip and up to a 57% increase in pulling power
- Precise: Smooth, clean cuts with less hand pressure; shear cutter and rounded jaw edges
- Durable: Cold-forged, natural steel finish with clear coating; special alloy steel means strength, durability and protection against corrosion
- Comfort: Vinyl grips provide comfort and control
- Accessibility: Patented three-position joint with adjustable jaw width means more opening options and a wider spread
- Leverage: Long, contoured handle provides comfort and increased leverage



Colors Available



ADD SUFFIX TO STOCK NUMBER FOR SPECIAL COLORS

Stock No.	Description	Length, inches (A)	Jaw Thickness, inches (B)	Talon Grip	Set Contains:	
44ACF	Combination Slip Joint	4-1/2	15/64	•	•	
46ACF†	Combination Slip Joint	6-7/16	23/64	•	•	
47ACF†	Combination Slip Joint	8-1/4	7/16	•	•	
49ACF†	Combination Slip Joint	9-1/4	1/2	•	•	

† Third position gives a wider jaw spread for pieces that are difficult to grasp



• Plastic-coated handles on these pliers and cutters do not protect against electric shock
• Read safety precautions on pages W1 to W4

LINEMAN'S/HEAVY-DUTY



57AHLP



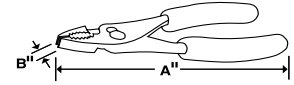
59AHLP



137ACF

Lineman's/Heavy-Duty

- Machined cutter heads for perfectly matched blades
- Induction-hardened head for extra strength and durability
- Gripper teeth behind the head can be a useful crushing area



Stock No.	Description	A	B
57AHLP*	7" Lineman's Pliers	7-3/8	1/2
59AHLP	9" Lineman's Pliers	9-1/4	1/2
137ACF*	8" Heavy-Duty Combination Slip Joint Pliers	8-3/16	27/64

Colors Available



* ADD SUFFIX TO STOCK NUMBER FOR SPECIAL COLORS

ADJUSTABLE JOINT



CHN410

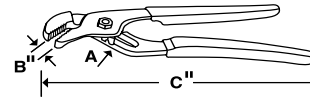


AWP404



Tongue and Groove

- Special tongue and groove design that assures nonslip jaw action
- Unique fastener system inhibits side-to-side jaw wobble for added strength and smoother operation



Set Contains:

AWP404

Stock No.	Description	A	B	C	
AWP45	Adjustable Joint Pliers	3	1/2	4-3/4	•
AWP65	Adjustable Joint Pliers	5	7/8	7	•
AWP120	Adjustable Joint Pliers	7	2-3/16	12-3/4	•
AWP160	Adjustable Joint Tongue and Groove Pliers	8	3-13/16	16-3/4	•
CHN410	Parrot Jaws Adjustable Joint Pliers (Blue-Point®)	5	1-1/2	10-1/8	

Set includes storage tray

Standard/Adjustable Joint

- Specially hardened jaw teeth provide long life and a solid grip on work objects
- Vinyl covered handles for a secure, comfortable grip



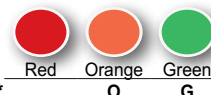
91ACP



CHN480

Stock No.	Description	A	B	C
91ACP*	Adjustable Joint Interlocking Channel Pliers (9-1/4")	5	1-3/8	9-1/4
CHN480	Interlocking Channel Adjustable Joint Pliers (Blue-Point®)	11	5-1/2	20

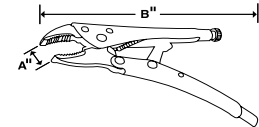
Colors Available



* ADD SUFFIX TO STOCK NUMBER FOR SPECIAL COLORS



A "V" groove houses round objects, preventing lateral movement.



Set Contains: LP404

LP Series

- Spring-loaded release lever allows quick "no-pinch" release
- Locking nut secures jaw opening for repeat jobs
- Larger jaw capacity to hold larger objects
- Jaws feature a greater surface area and broader teeth for more secure gripping

Stock No.	Description	Jaw Capacity, inches (A)	Length, inches (B)	
LP5SLIM	Locking Pliers	1-5/32	5	
LP7SLIM	Locking Pliers	1-5/8	7	
LP5WR	Curved Jaw with Cutter Locking Pliers	1-5/32	5	•
LP6LN	Long Nose Locking Pliers	2-1/8	6	•
LP7WR	Curved Jaw with Cutter Locking Pliers	1-5/8	7	•
LP10WR	Curved Jaw with Cutter Locking Pliers	2-7/16	10	•
LP7R	Locking Pliers	1-5/8	7	
LP10R	Locking Pliers	2-7/16	10	
LP10LN	Locking Pliers	2-3/4	10	
LP10GRV	Grooved Jaw Locking Pliers	1-5/8	10	

LP5SLIM Locking Pliers

- Used for removal of socket-style sway bar links
- Thinner jaws fit between the stabilizer bar and stabilizer link to allow a socket to be used for nut removal
- LP7SLIM Applications: 2002-2004 Dodge® Caravans, Chrysler® Town and Country® and any other vehicles with non-greaseable sway bar links

LP10GRV Grooved Jaw Locking Pliers

- Longitudinal V-groove section provides three points of contact preventing lateral movement while working
- Specially tapered groove means the larger the work piece, the larger the groove section that holds it
- Convex tooth section of the mobile jaw pushes flat work pieces against the large, flat fixed jaw for tighter clamping
- Recessed area of the mobile jaw allows angled objects to be held and clears small obstacles
- Serrated milled teeth provide a positive grip on different shaped objects

Locking Pliers/Standard Grip (Blue-Point®)

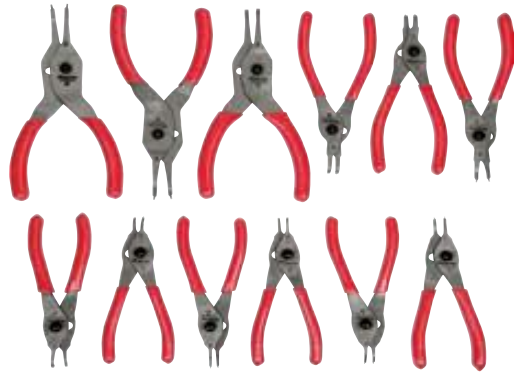
- Made from high grade heat-treated steel alloys, the hardened precision ground jaws "lock" onto work pieces that are difficult to hold
- Adjusting screws ensure fine adjustments for precise gripping
- Soft grip series improves comfort while resisting damage from oil and grease

Stock No.	Description	Grip Style	Jaw Capacity, inches (A)	Length, inches (B)		
BLP5	Curved Jaw	Standard	1.125	5	•	
BLP7	Curved Jaw	Standard	1.625	7	•	
BLP10	Curved Jaw	Standard	1.875	10	•	
BLP6LN	Long Nose	Standard	2.25	6	•	
BSGLP5	Curved Jaw	Soft	1.125	5	•	•
BSGLP7	Curved Jaw	Soft	1.625	7	•	•
BSGLP10	Curved Jaw	Soft	1.875	10	•	•
BSGLP6LN	Long Nose	Soft	2.25	6	•	•

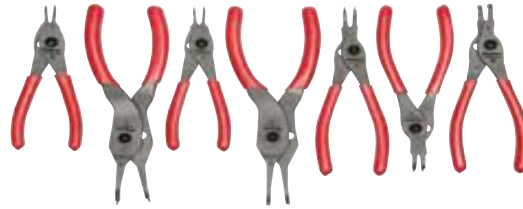


• Plastic-coated handles on these pliers and cutters do not protect against electric shock
 • Read safety precautions on pages W1 to W4

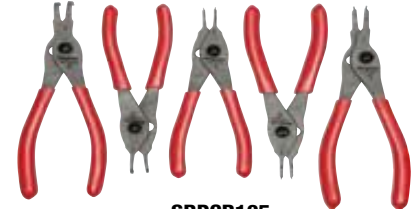
RETAINING RING



SRPCR112



SRPCR107



SRPCR105

Snap Ring Pliers

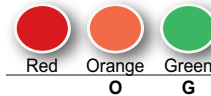
- Convert from internal to external rings with push-button quick-release design; up to 80% faster than the previous SRPC design
- Manufactured from special cold-forged steel with a higher alloy content for a higher degree of durability and strength
- Longer 45° and 90° jaws make it easier to access hard-to-reach retaining rings
- Natural steel finish has a tough, clear coating to help protect against corrosion
- Wide cushion grip provides more comfort and control

Stock No.	Style	Dimension A, Length, inches	Dimension B, Ring Size Range, inches	Dimension C, Jaw Angle	Dimension D, Tip Diameter, inches	Set Contains:			
						SRPCR112†	SRPCR107	SRPCR105	SRPCR105ADD
SRPCR3800	Convertible	6-7/16	1/8-1	0°	.038	•	•	•	
SRPCR4700	Convertible	6-7/16	3/16-1-3/8	0°	.047	•	•	•	
SRPCR7000	Convertible	7-7/16	7/16-2	0°	.070	•	•	•	
SRPCR9000	Convertible	8-3/4	1-1/2-3-1/2	0°	.090	•			•
SRPCR3845	Convertible	6-7/16	1/8-1	45°	.038	•			•
SRPCR4745	Convertible	6-7/16	3/16-1-3/8	45°	.047	•			•
SRPCR7045	Convertible	7-7/16	7/16-2	45°	.070	•	•		
SRPCR9045	Convertible	8-3/4	1-1/2-3-1/2	45°	.090	•	•		
SRPCR3890	Convertible	6-7/16	1/8-1	90°	.038	•		•	•
SRPCR4790	Convertible	6-1/2	3/16-1-3/8	90°	.047	•		•	•
SRPCR7090	Convertible	7-1/2	7/16-2	90°	.070	•	•	•	
SRPCR9090	Convertible	8-3/4	1-1/2-3-1/2	90°	.090	•	•		

ASME®/ANSI® B107.500

Sets shown include storage tray.
†Set comes in foam and a plastic carrying case.

Colors Available



ADD SUFFIX TO STOCK NUMBER FOR SPECIAL COLORS



PRH406

Fixed Tip/Convertible

Unique dial feature eliminates the need to take apart the pliers when changing from internal to external.

Stock No.	Length, inches	Ring Size Range, inches	Jaw Angle	Tip Diameter, inches	Set Contains:
					PRH406
PRH12	5-3/4	1/8-1	18°	.038	•
PRH32	6	5/16-1-3/8	18°	.047	•
PRH34	7-1/2	7/16-2	18°	.070	•
PRH129	5-3/4	1/8-1	90°	.038	•
PRH329	5-7/8	5/16-1-3/8	90°	.047	•
PRH349	7-1/2	7/16-2	90°	.070	•

ASME®/ANSI® B107.500

Set includes storage tray.

RETAINING RING (Blue-Point®)

PLIERS



PR36



PRH502A




PRH503



PR50A



PR215



PRH57A



PR7A



PR54



PR8A

Interchangeable Tip

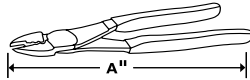
Internal	External	Length, inches	Ring Size Range, inches	Tip Kit Included	Tip Sizes Included, inches (degree)	Optional Kits	Optional Tip Sizes	Set Contains:				
								PR36	PRH502A†	PRH503‡	PR50A	PR215‡
PR37	—	6-1/4	3/8-2	PR5 (For PR36 only)	2 pair each in PR36 set: .047 (0°), .070 (0°), .047 (45°), .038 (90°)	PR5	.047" 0°, .070" 0°, .047" 45°, .038" 90°	•				
—	PR38	6-1/4	1/4-2	—	None	PR5	.047" 0°, .070" 0°, .047" 45°, .038" 90°	•				
PRH56A‡	—	6-3/8	Internal 1/4-1; External 1/8-1	PRC56A-1	1 pair each: .023 (0°), .036 (0°), .047 (0°), .036 (90°), .047 (90°)	—	—		•	•		
PRC65A ‡	—	10	Internal 1-13/64-4; External 1-1/3-4	PRC65A-1	1 pair each: .090, .108, .120 (15° and 90°)	—	—			•		
PRH57A‡	—	8	Internal 3/8-2; External 1/4-2	PRC57A-1	1 pair each: .036 (0°), .047 (0°), .070 (0°), .036 (90°), .047 (90°)	—	—		•	•		
PR51	—	9-1/2	2-7/16-4	PR502	.108 (15°), .108 (45°)	PR501-PR508	.108", 0°				•	
—	PR52	9-1/2	1-1/2-3-11/32	PR507	.120 (45°), .120 (90°)	PR501-PR508	.120", 0°				•	
PR7A‡	—	15-11/16	3-1/16-6-1/4	PR7A-1	.120 (0°)	PR7A-2	.120", 45°					•
—	PR8A‡	15-11/16	3-1/16-6-1/4	PR7A-1	.120 (0°)	PR7A-2	.120", 45°					•
PR54	—	29	6-1/2-10	PR54-1	.150 (0°)	PR54-2	.150", 45°					
—	PR53	19	6-1/2-10	PR53-1	.170 (0°)	PR53-2, PR53-3	.170" (45°), .170" (90°)					

PR36 Set includes PR5 Tip Kit. Individual PR37 and PR38 units do not include tips and require PR5 Tip Kit.
 PRH503-1 Replacement Case for PRH503



- Plastic-coated handles on these pliers and cutters do not protect against electric shock
- ‡These products can expose you to chemicals which are known to the state of California to cause cancer and reproductive harm. See pages 906-907 for details.
- Read safety precautions on pages W1 to W4

WIRE TOOLS



Crimpers

Stock No.	Description	Length, inches (A)	Crimps
29ACF	Cold-Forged Wire Terminal Crimping Tool	9-3/8	10, 12, 14, 16, 18, 20, 22 AWG Insulated and Non-Insulated



29ACF

Colors Available



Red Orange Green

O G


ADD SUFFIX TO STOCK NUMBER FOR SPECIAL COLORS

29ACF Cold-Forged Wire Terminal Crimping Tool

- Precision-machined joint and cutting edges, a hardened wire cutter with a knife-to-anvil design, never needs sharpening
- Jaws are designed 20% smaller for better access in confined spaces
- Cold-formed heat treated rivet for smooth action and long life
- For insulated and non-insulated terminals and connectors
- Compact crimper doubles terminal pull-off force
- Crimping dies are laser marked for insulated and bare solderless terminals
- Cushion grips for comfort and control
- Crimps 10–22 AWG wire



PWCS7ACF

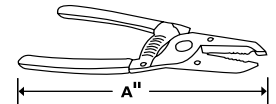


PWCS9ACF

PWCS8



PLWIREKIT



Wire Strippers/Cutters/Crimpers

Stock No.	Description	Dimension A, Length, inches	Strips AWG Sizes
PWCS7ACF*	7" Wire Stripper/Cutter/Crimper	6-3/4	12, 14, 16, 18 20
PWCS7ACF*	7" Wire Stripper/Crimper/Cutter	6-3/4	14–24 AWG
PWCS9ACF*	9" Wire Stripper/Cutter/Crimper/Bolt Cutter	8-3/4	AWG20–AWG10 (stranded wire), AWG16–AWG8 (solid wire)
PWCS8	Wire Stripper/Cutter/Crimper/Bolt Cutter (Blue-Point®)	8-1/4	10–22

PLWIREKIT* 3 pc Wire Service Pliers Set

- Includes 786CF, 29ACF and PWCS7ACF*

PWCS8 Wire Stripper/Cutter/Crimper/Bolt Cutter (Blue-Point®)

- Soft grip handles deliver optimal comfort and control during high-strength gripping
- Corrosion-resistant finish
- Laser-hardened cutting edges provide uniform hardness for consistent cutting and edge life

PWCS7ACF* 7" Wire Stripper/Cutter/Crimper

- Unique, smaller wire stripper/crimper that strips 12-, 14-, 16-, 18- and 20-gauge insulated wire
- Crimps insulated and bare wire connectors
- Wire cutter in the jaw and handle
- Ideally suited for work in confined areas, such as under the dash or within electrical service enclosures

PWCS9ACF* 9" Wire Stripper/Cutter/Crimper/Bolt Cutter

- Cold forged from special alloy steel and induction heat treated for superior performance and durability
- Pliers tip for grabbing or pulling wire
- Crimps both insulated and non-insulated terminals
- Includes shears in throat area for general cutting applications
- Cushion grips provide comfort, control and power
- Cuts #6 and #8 soft bolts

PWCS7ACF* 7" Wire Stripper/Crimper/Cutter

- Strong, serrated gripping nose for bending, pulling and shaping of wire or connectors
- Precision-ground stripping holes make removing wire insulation a snap
- Crimps insulated and bare wire connectors
- Wire cutter in two places: in jaws and near the handle
- Compact design for working in confined areas
- Cold-forged steel for better performance/longer life
- Wire crimper placed in front of the pivot point for crimping in tight spaces
- Natural steel finish has a tough, protective clear coating to guard against corrosion
- Cushioned grips provide comfort and control
- For use on 14–24 AWG wire
- Cutting wire and crimping terminals for: speaker wire, wire for navigation and entertainment systems, data wires that connect to computers, body control modules, power windows and door locks, dash gauges and running lights for boats

Colors Available



Red Orange Green

* O G

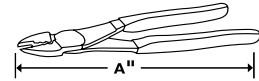
ADD SUFFIX TO STOCK NUMBER FOR SPECIAL COLORS

Crimper (Blue-Point®)

Stock No.	Description	Length, inches (A)	Crimps
PWC47	Computer/Sensor Terminal Crimping Tool	8	Open barrel and Wether-Pac terminals 14–24 AWG



PWC47



Modular Connector

PWC34 Crimping Tool (Blue-Point®)

- Double-compound action with ratchet control for almost effortless operation
- Used with insulated connectors on 10–22 gauge wire
- Easy, efficient, single-squeeze crimping of modular connectors



PWC34

Ratcheting Crimpers

PWC48 Ratcheting Crimper Kit (Blue-Point®)

- Versatile quick-change jaw system allows work on many kinds of terminals
- Exclusive patented quick installation for easy jaw change, no tools required
- Jaws are precision investment casting made of AISI 4140 alloy steel
- Easy adjustment for changing the pressure of the crimp

PWC48-1 Crimping Jaw Set (Blue-Point®)

- Jaw Set A
- Use on insulated 10–22 connectors

PWC48-2 Crimping Jaw Set (Blue-Point®)

- Jaw Set B
- Use on non-insulated 8–20 connectors

PWC48-3 Crimping Jaw Set (Blue-Point®)

- Jaw Set C
- Use on open barrel 10–20 connectors

PWC48-4 Crimping Jaw Set (Blue-Point®)

- Jaw Set H
- Use on open barrel D-Sub connectors

PWC48NJ Ratcheting Crimper (Blue-Point®)

- Ratcheting crimper without jaw set



PWC48-4

PWC48NJ



PWC48

Miscellaneous

PWC39 Cable Slitter (Blue-Point®)

- Slits and removes insulation on single or multiple conductor cables up to 1.25" OD
- Adjustable blade allows for varying insulation thickness up to .187"
- Lightweight fiberglass-reinforced nylon body
- Extra blade in the handle
- 5-1/4" long



PWC39

PWC39-1 Replacement Blade (Blue-Point®)

- Replacement blade for PWC39

PWC52A Connector Pliers (Blue-Point®)

- For gripping round and irregularly shaped objects, such as cannon plugs or plated pipe
- Range is 3/4–2-1/2"
- 9-3/4" long



PWC52A

PWC52A2L Replaceable Hinge Bolt (Blue-Point®)

- For PWC52A

PWC52-K Vinyl Jaw Inserts (Blue-Point®)

- For PWC52A (set of two)

PWC80A Cable Cutter (Blue-Point®)

- For cutting battery cables and other soft metal cables
- Vinyl-covered handles
- 7-1/2" long




PWC80A



- Plastic-coated handles on these pliers and cutters do not protect against electric shock
- Read safety precautions on pages W1 to W4

WIRE TOOLS (Blue-Point®)



Strippers/Cutters/Crimpers

Stock No.	Description	Length, inches (A)	Strips AWG Sizes	Strips Metric Sizes, mm	Replacement Blades
PWC12A	Wire Stripper/Cutter/Crimper	9-1/2	10, 12, 14, 16, 18	10–18 Insulated and Non-Insulated 7–8 mm Ignition Terminals	—
PWC28A	Wire Stripper/Cutter/Crimper/Bolt Cutter (Blue-Point®)	8-1/4	10, 12, 14, 16, 18, 20, 22 Stranded, 8, 10, 12, 14, 16, 18 Solid	10–22 Non-Insulated Terminals and Crimp Sleeves	—
PWC13	Wire Stripper/Cutter/Crimper/Bolt Cutter	7-1/2	12, 14, 16	10–22 Insulated 7–8 mm Ignition Terminals	—
PWC14	Wire Stripper/Cutter/Crimper/Bolt Cutter (Blue-Point®)	8-3/4	10, 12, 14, 16, 18, 20, 22	10–22 Insulated and Non-Insulated 7–8 mm Ignition Terminals	—
PWC16A	Wire Stripper/Cutter (Blue-Point®)	5	10–18	Adjustable	—
PWC27	Stripmaster® Automatic Wire Stripper (Blue-Point®)	6-1/4	10, 12, 14, 16, 18, 20, 22	—	PWC27-7
PWC42	Stripmaster® Lite Automatic Wire Stripper (Blue-Point®)	5-1/2	16, 18, 20, 22	1.5, 1.0, .5, .42	PWC42-17
PWC24	Stripmaster® Custom Automatic Wire Stripper (Blue-Point®)	6-1/4	16, 18, 20, 22, 24, 26	—	PWC24-1
PWC6	Wire Stripper/Cutter (Blue-Point®)	6	10, 12, 14, 16, 18, 20	2.6, 2.0, 1.6, 1.3, 1.0, .80	—
PWCS8	Wire Stripper/Cutter/Crimper/Bolt Cutter (Blue-Point®)	8-1/4	10–22	7–8 mm Ignition Terminals	—
PWC9	Wire Stripper/Cutter/Crimper/Bolt Cutter (Blue-Point®)	9-1/2	10, 12, 14, 16, 18, 20, 22 (2.6, 2.0, 1.6, 1.3, 1.0, .80 mm)	10–22 Insulated and Non-Insulated 7–8 mm Ignition Terminals	—
PWC19	Micro Shear Wire Cutter (Blue-Point®)	5-1/8	Up to 20	Up to .80	—
PWC22B	Automatic Wire Stripper/Cutter (Blue-Point®)	7-1/4	12, 14, 16, 18, 20	.02–6 Stranded and Solid Insulated Wire	—

PLIERS AND CUTTERS (Blue-Point®)



BDGPL800

Pliers and Cutters/Vinyl Grips (Blue-Point®)

Set Contains:

Stock No.	Description	Jaw Length, inches	Length, inches	
BDGAWP100	Adjustable Joint Pliers	1-3/4	10	•
BDG48CP	Slip Joint Pliers	1-27/32	8	•
BDG98CP	Long Needle Nose Pliers	3	8	•
BDG9845CP	45° Bent Needle Nose Pliers	2-13/16	7-3/4	•
BDG57CP	Lineman's	1-1/4	7-1/2	•
BDGEC7	End Cutter	7/16	7	•
BDG86CP	Diagonal Cutter	21/32	6-1/2	•
BDG88CP	Diagonal Cutter	15/16	8-1/8	•



BPL501

Pliers and Cutters (Blue-Point®)

Set Contains:

Stock No.	Description	Jaw Length, inches	Length, inches	
B48CP	Slip Joint Pliers	2-3/32	8-13/32	•
B58HLP	Lineman's Pliers	1-1/2	8-31/32	•
B87CP	Diagonal Cutters	31/32	6-19/32	•
B96CP	Needle Nose Pliers	2-1/32	6-5/16	•
BAWP100	Adjustable Joint Pliers	1-3/8	10-5/32	•

Miniature Pliers and Cutters (Blue-Point®)

Set Contains:

BMPL1000

Stock No.	Description	Jaw Length, inches	Length, inches	
B45CMP	Combination Pliers	1	4-11/16	•
B65CMP	Duck Bill Pliers	1-5/32	4-7/8	•
B75CMP	Round Nose Pliers	1-5/32	5	•
B85CMP	Diagonal Cutter	21/32	4-11/32	•
B85CTMP	Thin Diagonal Cutter	23/32	4-5/8	•
B945CMP	B945CMP	1	4-11/16	•
B95CLMP	Long Needle Nose Pliers	2-1/16	5-25/32	•
B95CMP	Long Nose Pliers	1-1/8	4-7/8	•
B960CMP	60° Bent Nose Pliers	15/16	4-11/16	•
BMPEC5	End Cutter	5/16	4-1/32	•

Set includes storage tray.



BMPL1000

Miniature Pliers and Cutters/Vinyl Grips

Set Contains:

BDGMPL845

BDGCPL700

Stock No.	Description	Jaw Length, inches	Length, inches		
BDG45CMP	Miniature Combination Pliers (Blue-Point®)	1	4-11/16	•	•
BDG65CMP	Miniature Duckbill Pliers (Blue-Point®)	1-5/32	4-7/8	•	
BDG85CMP	Miniature Diagonal Cutter (Blue-Point®)	21/32	4-11/32	•	
BDG85CTMP	Miniature Thin Diagonal Cutter (Blue-Point®)	23/32	4-5/8	•	•
BDG945CMP	Miniature 45° Bent Nose Pliers (Blue-Point®)	1	4-11/16	•	•
BDG95CLMP	Miniature Long Needle Nose Pliers (Blue-Point®)	2-1/16	5-25/32	•	•
BDG95CMP	Miniature Long Nose Pliers (Blue-Point®)	1-1/8	4-7/8	•	
BDGMPEC5	Miniature End Cutter (Blue-Point®)	5/16	4-1/32	•	



BDGMPL845



BDGCPL700

BDGMPL845 8 pc Miniature Pliers/Cutters Set (Blue-Point®)

- Includes (8) commonly used mini pliers for precision work in confined spaces
- Laser-hardened cutting edges provide uniform hardness for consistent cutting and edge life
- Nickel-chrome alloy finish resists rust and corrosion
- Laser-hardening process improves nickel-chrome finish by eliminating quenching oil residue from the hardening process
- Pliers feature a leaf-spring design for improved dexterity during precision work
- Cushioned vinyl grips offer comfort during extended use and clean up easily

BDGCPL700 7 pc Pliers and Cutters Set (Blue-Point®)

- Set includes: BDG48CP 8" Slip Joint Pliers, BDG88CP 8-1/8" Diagonal Cutters and BDG98CP 8" Needle Nose Pliers, plus (3) Miniature Pliers and (1) Cutter to cover a large range of jobs
- Laser-hardened cutting edges provide uniform hardness for consistent cutting and edge life
- Nickel-chrome alloy finish resists rust and corrosion
- BDG98CP Needle Nose Pliers features a fastener-turning jaw and cutter
- Mini Pliers feature a leaf-spring design for improved dexterity during precision work
- Cushioned vinyl grips offer comfort during extended use and clean up easily

Long Reach Miniature Pliers (Blue-Point®)

Set Contains:

BDGPL400LMP

Stock No.	Description	Jaw Length, inches	Length, inches	
BDG86LMP	Diagonal Cutting Pliers	3/4	5-1/2	•
BDG97LMP	Needle Nose Pliers	2-13/32	7	•
BDG9645LMP	45° Bent Nose Pliers	1-7/32	6	•
BDG96LMP	Long Nose Pliers	1-5/16	6	•



BDGPL400LMP



- Plastic-coated handles on these pliers and cutters do not protect against electric shock
- Read safety precautions on pages W1 to W4

PLIERS AND CUTTERS (Blue-Point®)



BDGPL300HG

Extended Reach Hose Grip (Blue-Point®)

Set Contains:

Stock No.	Description	Jaw Length, inches	Length, inches	
BDGPL410HG	Small Hose Grip Pliers	2-1/4	11	•
BDGPL411HG	Medium Hose Grip Pliers	2-1/4	11	•
BDGPL412HG	Large Hose Grip Pliers	2	11	•

BDGPL300HG



BDGPL300LR

Long Reach (Blue-Point®)

Set Contains:

Stock No.	Description	Jaw Length, inches	Length, inches	
BDG311CP	Diagonal Cutter	1-9/16	11	•
BDG91145CP	45° Bent Needle Nose Pliers	3-3/16	11	•
BDG911CP	Needle Nose Pliers	3-9/16	11	•

BDGPL300LR



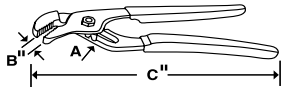
BDGPL200XLR

Extra-Long Reach (Blue-Point®)

Set Contains:

Stock No.	Description	Jaw Length, inches	Length, inches	
BDG91645CP	45° Bent Needle Nose Pliers	3-3/16	16	•
BDG916CP	Needle Nose Pliers	3-9/16	16	•

BDGPL200XLR



AP10

Adjustable Joint (Blue-Point®)

Stock No.	Description	Max. Jaw Positions (A)	Parallel Opening, inches (B)	Length, inches (C)
AP7	Adjustable Joint	9	1-1/2	7
AP10	Adjustable Joint	11	1-3/4	10
AP12	Adjustable Joint	13	2-1/16	12



BLPBC30

Heavy-Duty Bolt Cutters (Blue-Point®)

Drop-forged, alloy steel jaws are precision ground to provide a long-lasting cutting edge. Lightweight, tubular steel handles deliver extra leverage for tough jobs. Comfortable heavy-duty grips resist slippage.

Stock No.	Capacity (Soft Material), inches	Capacity (Hard Material), inches	Length, inches	Weight, lb (kg)	Replacement Jaw Assembly
BLPBC18	3/8	1/4	18	3.4 (1.55)	BLPBC18-1
BLPBC24	7/16	5/16	24	5.6 (2.55)	BLPBC24-1
BLPBC30	1/2	3/8	30	8.6 (3.9)	BLPBC30-1
BLPBC36	9/16	7/16	36	14.2 (6.45)	BLPBC36-1

Screwdrivers (Soft Grip Handle)

- Slim tip design accesses fasteners in tight areas faster and easier
- No conductive path to user
- No insulation to puncture, tear or wear through
- Exceeds ANSI®, ISO® and ASME® strength and performance requirements for standard steel tools
- Every tool is individually tested to protect up to 1,000 V AC and 1,500 V DC
- Snap-on® non-conductive tools are UL® listed, assuring compliance to IEC®60900
- US Patent #6,655,240 B1



CNSGD_X60

Set Contains:
CNSGD_X60

	Stock No.	Tip Size	Shank Length, inches	Length, inches	
Flat Tip	CNSGDF66	3/16	6	11-1/2	•
	CNSGDF68	1/4	6	11-1/2	•
	CNSGDF69	9/32	6	11-1/2	•
Phillips® Tip	CNSGDP61	#1	6	11-1/2	•
	CNSGDP62	#2	6	11-1/2	•
	CNSGDP63	#3	6	11-1/2	•

Screwdrivers (Screwdriver Handle)

- No conductive path to user
- No insulation to puncture, tear or wear through
- Every tool is individually tested to protect up to 1,000 V AC and 1,500 V DC
- U.S. Patent 5,259,277



IHT60K



IHTS6



IHTP62

Set Contains:
IHT60K

	Stock No.	Tip Size	Shank Length, inches	Length, inches	Replacement Bit	
Flat Tip	IHTS3	3/16	3-1/4	8-3/16	IHTS65	•
	IHTS37	7/32	3-1/4	8-3/16	IHTS37-5	
	IHTS38	1/4	3-1/4	8-3/16	IHTS685	
	IHTS6	1/4	6	11	IHTS685	•
	IHTS610	5/16	6	11	IHTS6105	
	IHTS9	5/16	9	14	IHTS6105	•
	IHTS912	3/8	9	14	IHTS912-5	
Phillips® Tip	IHTP31	#1	3-1/4	8-3/16	IHTP315	•
	IHTP62	#2	6	11	IHTP625	
	IHTP63	#3	6	11	IHTP635	•

Screw Starters and Screwdriver Shanks

- No conductive path to user
- No insulation to puncture, tear or wear through
- Every tool is individually tested to protect up to 1,000 V AC and 1,500 V DC
- Snap-on® non-conductive tools are UL® listed, assuring compliance to IEC® 60900



CSSC9



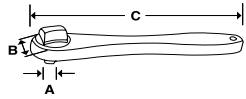
SGDMRC4-C6

Stock No.	Handle Type	Handle Diameter, inches	Tip Style	Tip Width Size	Length, inches
CSSC9	Composite	9/32	Flat Tip/PHILLIPS®	.032 x 9/32", #2	9
SGDMRC4-C6	Composite Magnetic Bit Holder	3/8	—	—	7-1/4



- Plastic-coated handles on these pliers and cutters do not protect against electric shock
- Do not use damaged nonconductive tools
- Read safety precautions on pages W1 to W4

NON-CONDUCTIVE COMPOSITE TOOLS

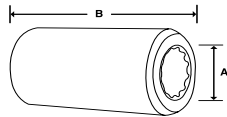


CFS949A

Ratchets

- No conductive path to user
- No insulation to puncture, tear or wear through
- Every tool is individually tested to protect up to 1,000 V AC and 1,500 V DC
- Snap-on® non-conductive tools are UL® listed, assuring compliance to IEC® 60900

Stock No.	Square Drive, inches (A)	Head Width, inches (B)	Length, inches (C)
CFS949A	3/8	1-19/32	8-3/4
CSS949A	1/2	1-19/32	8-3/4



207CFDSY

Sockets, mm, 12-Point

Set Contains:

207CFDSY

	12	Outside Diameter, inches (A)	Length, inches (B)	
1/4	CFDS8B	15/16	1-3/4	
5/16	CFDS10B	15/16	1-3/4	
3/8	CFDS12B	1	1-3/4	•
7/16	CFDS14B	1	1-3/4	•
1/2	CFDS16B	1-3/16	2	•
9/16	CFDS18B	1-3/16	2	•
5/8	CFDS20B	1-3/16	2	•
11/16	CFDS22B	1-3/8	2-1/4	•
3/4	CFDS24B	1-3/8	2-1/4	•

IHT208K Non-Conductive Composite Ratchet and Socket Set

- Includes (8) CFDS12B–CFDS24B sockets (3/8–3/4") plus CFS949A ratchet in a C0800 kit bag



IHT208K

Sockets, mm, 12-Point

- No conductive path to user
- No insulation to puncture, tear or wear through
- Every tool is individually tested to protect up to 1,000 V AC and 1,500 V DC
- Snap-on® non-conductive tools are UL® listed, assuring compliance to IEC® #60900

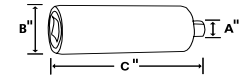


CFDSM15B

	Stock No.	Outside Diameter, mm (A)	Length, mm (B)
10	CFDSM10B	25.1	44.9
12	CFDSM12B	29.6	51.2
13	CFDSM13B	29.6	51.2
14	CFDSM14B	29.6	51.2
15	CFDSM15B	29.6	51.2
16	CFDSM16B	33.5	57.4
17	CFDSM17B	33.5	57.4
18	CFDSM18B	33.5	57.4
19	CFDSM19B	33.5	57.4

Extensions

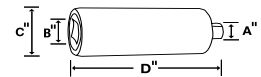
Stock No.	Square Drive, inches (A)	Outside Diameter, inches (B)	Length, inches (C)
CFX3	3/8	1	3
CFX6	3/8	2	6
CFX12	3/8	2	12
CSX5	1/2	1-5/16	5-21/32
CSX10	1/2	1-5/16	10-21/32



Adaptors

- No conductive path to user
- No insulation to puncture, tear or wear through
- Every tool is individually tested to protect up to 1,000 V AC and 1,500 V DC
- Only Snap-on® non-conductive tools are UL® listed, assuring compliance to IEC® 60900

Stock No.	A	B	C	D
CA1MF	3/8	1/2	1-5/16	3-25/32
CA2A	1/2	3/8	1	3-7/8



CFSSB8 3/8" Drive Non-Conductive Composite Universal Bit Holder

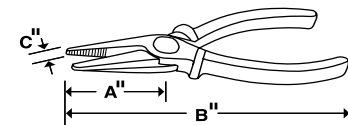
- Composite (insulating) universal bit socket for holding 1/4" bits
- 1" O.D.; 1-3/4" long
- No conductive path to user
- Each tool is individually tested to protect up to 1,000 V AC and 1,500 V DC
- Snap-on® non-conductive tools are UL® listed, assuring compliance to IEC® 60900
- ASTM® standards for insulating hand tools



C59AHL



C97CP



Pliers

- Non-conductive needle nose pliers feature all composite jaw and handle
- Spring-loaded joint return the pliers to a comfortable working position
- Durable jaw teeth aid in gripping and twisting
- Integral thumb guard for user protection
- Non-conductive lineman's pliers has the same quality as the standard lineman's pliers for performance and durability
- Non-conductive handles are soft grip for comfort and control
- Each tool is individually tested to ensure protection up to 1,000 V AC and 1,500 V DC
- Snap-on® non-conductive tools are UL® listed, assuring compliance to IEC® 60900 ASTM® standards for insulating hand tools

Stock No.	Description	Jaw Length, inches (A)	Length, inches (B)	Tip Width, inches (C)
C59AHL	Lineman's Pliers	1-13/32	10	5/8
C97CP	Needle Nose Pliers	2	8-1/2	5/32



- Do not use damaged nonconductive tools
- Do not use "cheater bars" on handles
- Do not use with impact drivers
- Read safety precautions on page W1 to W4

NONCONDUCTIVE COMPOSITE TOOLS



CSN24B

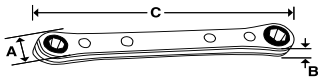
Breaker Bar

- Features the comfort and control of a Snap-on® screwdriver-style handle
- UL® listed
- Each tool is individually tested to protect up to 1,000 V AC and 1,500 V DC
- Meets IEC® 60900 and ASTM® 1505 standards for insulating hand tools
- Exceeds ASME®/ANSI® B107.10M strength requirements for standard steel tools

Stock No.	Description	Head Width, inches	Length, inches	Head Diameter, inches
CSN24B	1/2" Drive, 24-1/2" Non-Conductive Composite Breaker Bar	1-1/8	24-1/2	1




CRB1824



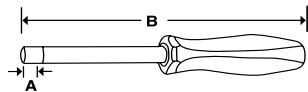
Ratcheting Box Wrench

- UL® listed
- Individually tested to protect up to 1,000 V AC and 1,500 V DC
- All tools meet UL®, IEC®, ASME® and ASTM® specs

Stock No.		Finish	Head Diameter, inches (A)	Head Depth, inches (B)	Length, inches (C)
CRB1824	9/16-3/4	Composite	1-9/16-1-13/16	5/8-5/8	9-1/16



107CNDD




Nut Drivers

- Snap-on® non-conductive composite nut drivers have the 6-point Flank Drive® wrenching system for greater turning power with less fastener damage
- Nut drivers feature narrow, non-conductive composite shanks for greater access and a full 5" bolt clearance depth
- Screwdriver-style handles provide maximum comfort and control
- Handles are color coded for easy size reference
- Sizes are stamped on the handle crown for better visibility when wearing a tool pouch
- Each tool is individually tested to ensure protection up to 1,000 V AC and 1,500 V DC
- Snap-on® non-conductive tools are UL® listed, assuring compliance to IEC® 60900 ASTM® standards for insulating hand tools
- US Patent #6,427,563

Set Contains:

107CNDD

Stock No.		Bolt Clearance Diameter, inches (A)	Length, inches (B)	
CNDD106	3/16	5/32	7-5/8	•
CNDD107	7/32	5/32	7-5/8	•
CNDD108	1/4	5/32	7-5/8	•
CNDD110	5/16	5/32	7-5/8	•
CNDD112	3/8	11/32	8-3/8	•
CNDD114	7/16	11/32	8-17/32	•
CNDD116	1/2	11/32	9-1/16	•

PUNCHES, CHISELS, HAMMERS

PROVIDING THE ULTIMATE IN FINESSE, POWER AND RELIABILITY, OUR HAMMERS, PUNCHES AND CHISELS ARE MADE FROM SPECIAL ENERGY-ABSORBING MATERIAL FOR DELIVERING POWERFUL BLOWS WITHOUT PUNISHING YOUR HANDS AND ARMS. AND WITH A WIDE SELECTION IN BOTH HARD AND SOFT GRIPS, YOU'LL ALWAYS FIND THE RIGHT TOOL FOR ANY JOB.

MADE TO HAMMER MEDIOCRITY.

We offer the industry's highest quality and largest range of striking tools. Heat-treated steel and machined heads that direct the striking force to the center of the head provide max strength and performance in our punches and chisels. Our dead blow, ball peen and standard hammers feature a free-flowing shot that improves dead blow action and delivers concentrated blows while reducing rebound. Their composite handles also reduce vibration, prevent slippage and withstand the harshest shop environments.



PUNCHES AND CHISELS

Punches and Chisels

The anvil end on heads of Snap-on® punches and chisels are machined to a modified parabolic curve. This design directs the striking force to the center of the tool head to allow slow metal displacement. The parabolic curve controls mushrooming to reduce chipping and splitting. Heads should be redressed to their original shape with hand files as necessary. The tough alloy steel is machined and differentially heat treated for optimum performance. The hardness of the striking head is reduced to help toughness and add qualities that result in a slower mushrooming of the striking surface.

Soft Grip Punches and Chisels

- Ergonomic soft grip handle provides a powerful grip, improves the thermal sensation in cold work environments and reduces strike vibration
- Semispherical striking area controls mushrooming to help reduce chipping and splitting
- Cutting edges on chisels are hand ground to consistently produce a quality edge
- Black oxide coated



PPCSG710

Set Contains:

Stock No.	Description	Length, inches	Point/ Edge, inches	
PCSG812	Flat Chisel	6-1/8	3/8	•
PCSG816	Flat Chisel	6-1/8	1/2	•
PCSG820	Flat Chisel	6-1/8	5/8	•
PPSG103	Pin Punch	6-1/8	3/32	•
PPSG105	Pin Punch	6-1/2	5/32	•
PPSG106	Pin Punch	6-1/2	3/16	•
PPSG203	Starter Punch	6-1/8	3/32	•
PPSG205	Starter Punch	6-1/8	5/32	•
PPSG206	Starter Punch	6-1/8	3/16	•
PPSG4	Center Punch	6-1/8	3/16	•

- Feature a comfortable yet extremely durable split-proof composite handle that provides a non-slip surface and safety shoulder to prevent contacting the metal blade
- Manufactured from special alloy steel that is differentially heat treated to increase durability
- Forged blade is precision ground and honed for strength and blade edge maintenance
- Designed for use with steel and steel-faced hammers
- Chisels are intended for woodworking applications or scraping applications



CHSL400R

Set Contains:

Stock No.	Description	Tip Width, inches (mm)	
CHSL25	Striking Chisel	1/4 (6.35)	•
CHSL50	Striking Chisel	1/2 (12.7)	•
CHSL75	Striking Chisel	3/4 (19.05)	•
CHSL100	Striking Chisel	1 (25.4)	•

Colors Available



ADD SUFFIX TO STOCK NUMBER FOR SPECIAL COLORS



PPC704BK

Oval Bearing Race Punches

High alloy steel makes these tools ideal for stubborn bearing races.

Set Contains:

Stock No.	Description	
PPC10LB	10" Oval Bearing Race Punch	•
PPC14LB	14" Oval Bearing Race Punch	•
PPC20LB	20" Oval Bearing Race Punch	•
PPC6LB	6" Oval Bearing Race Punch	•



GA1

Bushing Cutter

GA1 Bushing Cutter (Blue-Point®)

- Made of 1/2" octagonal stock with a 7/16 x 1/8" bit
- Curved bit pushes material away from work
- 7-1/4" long



YA879A



YA900

Automatic Centering Punches

YA879A Heavy-Duty Automatic Center Punch (Blue-Point®)

- Single-hand operation
- Design eliminates need for striking with hammer
- Adjustable spring tension cap
- Hardened-steel point is replaceable
- 1/2" diameter

YA900 4-3/4" Automatic Center Punch (Blue-Point®)

- Strikes blow when pressure is applied, no hammer needed
- Cap adjusts force of blow
- 7/16" diameter
- 4-3/4" long

Gasket Punch Set

PGH8A ± 11 pc Gasket Punch Set (Blue-Point®)











- Cut holes in gaskets and other soft materials
- Includes 5-3/8" long mandrel and (10) punches (1/4, 5/16, 3/8, 7/16, 1/2, 9/16, 5/8, 3/4, 7/8 and 1")
- Includes storage case



PGH8A

PUNCHES AND CHISELS

PUNCHES/CHISELS/HAMMERS

	Stock No.	Hex Size, inches	Point/Edge, inches	Length, inches	Set Contains:													
					PPC250BK	PPC210BK	PPC115BK	PPC110BK	PPSD120BK	PPC100AK	PPCD70BK	PPCM60BK	PPC50AK	PPCM60BK				
Punch and Chisel Accessories 	PPC1A	N/A	N/A	2-5/8	•	•	•	•										
	PPC5A	N/A	N/A	6-15/16		•												
Center Punches 	PPC3A	5/16	1/8	5	•	•	•											
	PPC4A	7/16	3/16	6	•	•	•	•										
	PPC6B	5/8	5/16	7														
	PPC714B	9/16	5/32	14														
Pin Punches 	PPC103A	9/32	3/32	4-7/32	•	•	•	•	•			•						
	PPC104A	5/16	1/8	4-3/4	•	•	•	•	•			•						
	PPC105A	3/8	5/32	5	•	•	•	•	•			•						
	PPC106A	3/8	3/16	5-1/4	•	•	•	•	•			•						
	PPC107A	3/8	7/32	5-1/4	•							•						
	PPC108A	7/16	1/4	5-3/4	•	•	•				•	•						
	PPC110A	1/2	5/16	5-1/4	•	•					•	•						
	PPC112	9/16	3/8	5-1/4	•	•						•						
Metric Pin Punches 	PPCM103B	5/16	(3)	154.2													•	
	PPCM104B	5/16	(4)	154.2														•
	PPCM105B	3/8	(5)	154.2														•
	PPCM106B	3/8	(6)	154.2														•
	PPCM107B	3/8	(7)	154.2														•
	PPCM108B	7/16	(8)	154.2														•
Starter Punches 	PPC203A	5/16	3/32	5-1/2	•	•	•	•	•							•		
	PPC204A	3/8	1/8	5-3/4	•	•	•	•	•							•		
	PPC205A	3/8	5/32	6	•	•	•	•	•							•		
	PPC206A	7/16	3/16	6-1/4	•	•	•	•	•							•		
	PPC208A	1/2	1/4	6-3/4	•	•	•				•	•				•		
	PPC210A	9/16	5/16	7-1/4	•	•					•	•				•		
Flat Chisels 	PPC808A	1/4	1/4	5														
	PPC812B	5/16	3/8	5-1/2	•	•	•	•	•			•				•		
	PPC816B	7/16	1/2	6	•	•	•	•	•			•				•		
	PPC820B	1/2	5/8	6-1/2	•	•	•	•	•			•				•		
	PPC824B	5/8	3/4	7-1/4	•	•						•				•		
	PPC828B	11/16	7/8	8	•	•						•				•		
	PPC832B	7/8	1	9														
BPPC1878*	7/8	1	18															
Long Flat Chisels 	PPC820LB	1/2	5/8	16														
Half Round Nose Cape Chisels 	PPC12B	3/8	5/16	6	•							•						
Cape Chisels 	PPC13B	5/16	1/4	5-5/8								•						
	PPC14B	3/8	5/16	6	•							•						
Diamond Point Chisels 	PPC15B	7/16	7/32	6								•						
	PPC19B	3/8	1/8	5-3/4	•							•						
Kit Bag					KB2179	KB2178	KB2182	KB2181	KB2187	KB2175	KB2183	KB2185	KB2173	KB2189				

*Blue-Point®



- Use the proper punch or chisel for the job
- Do not use punches or chisels having chipped or mushroomed end; discard or dress to original shape with a hand file
- Use hammer with head about 3/8" larger in diameter than head of punch or chisel
- †These products can expose you to chemicals which are known to the state of California to cause cancer and reproductive harm. See pages 906-907 for details.
- Read safety precautions on pages W1 to W4

PUNCHES AND CHISELS



PPRG80 8 pc Roll Pin Punch Guide Set

- Companion tool to the PPR708BK Roll Pin Punch Set
- Provides faster, safer pin installation
- Pin guide is a vinyl sleeve uniting pin and punch to achieve perfect alignment during installation
- Ideal for pin installation in tight quarters where two hands cannot reach
- For use with Snap-on® Roll Pin Punches PPR2–PPR8 (1/16–1/4")
- Can also be used with Snap-on® Pin Punches PPC103A–PPC108A (3/32–1/4") and long pin punches PPC104LA–PPC108LA (1/8–1/4")



Steel Stamping Sets

- Heat-treated square stamp bodies
- Stored in two-piece wooden containers

Stock No.	Characters	Number Stamps	Figure Size, inches	Square Body, inches	Length, inches
GA237*	0–9	9	3/16	5/16	2-7/16
GA238†	A–Z	27	3/16	5/16	2-7/16
YA817*	0–9	9	1/8	1/4	2-3/8
YA818†	A–Z	27	1/8	1/4	2-3/8

*One stamp serves as both 6 and 9.

†Also includes stamp for period.











Transfer Punches (Blue-Point®)

Set Contains: DPFT531

Stock No.	Description	
DPFT531-6	3/32" Transfer Punch (Blue-Point®)	•
DPFT531-7	7/64" Transfer Punch (Blue-Point®)	•
DPFT531-8	1/8" Transfer Punch (Blue-Point®)	•
DPFT531-9	9/64" Transfer Punch (Blue-Point®)	•
DPFT531-10	5/32" Transfer Punch (Blue-Point®)	•
DPFT531-11	11/64" Transfer Punch (Blue-Point®)	•
DPFT531-12	3/16" Transfer Punch (Blue-Point®)	•
DPFT531-13	13/64" Transfer Punch (Blue-Point®)	•
DPFT531-14	7/32" Transfer Punch (Blue-Point®)	•
DPFT531-15	15/64" Transfer Punch (Blue-Point®)	•
DPFT531-16	1/4" Transfer Punch (Blue-Point®)	•
DPFT531-17	17/64" Transfer Punch (Blue-Point®)	•
DPFT531-18	9/32" Transfer Punch (Blue-Point®)	•
DPFT531-19	19/64" Transfer Punch (Blue-Point®)	•
DPFT531-20	5/16" Transfer Punch (Blue-Point®)	•
DPFT531-21	21/64" Transfer Punch (Blue-Point®)	•
DPFT531-22	11/32" Transfer Punch (Blue-Point®)	•
DPFT531-23	23/64" Transfer Punch (Blue-Point®)	•
DPFT531-24	3/8" Transfer Punch (Blue-Point®)	•
DPFT531-25	25/64" Transfer Punch (Blue-Point®)	•
DPFT531-26	13/32" Transfer Punch (Blue-Point®)	•
DPFT531-27	27/64" Transfer Punch (Blue-Point®)	•
DPFT531-28	7/16" Transfer Punch (Blue-Point®)	•
DPFT531-29	29/64" Transfer Punch (Blue-Point®)	•
DPFT531-30	15/32" Transfer Punch (Blue-Point®)	•
DPFT531-31	31/64" Transfer Punch (Blue-Point®)	•
DPFT531-32	1/2" Transfer Punch (Blue-Point®)	•
DPFT531-34	17/32" Transfer Punch (Blue-Point®)	•
DPFT531-48	3/4" Transfer Punch (Blue-Point®)	•
DPFT531-56	7/8" Transfer Punch (Blue-Point®)	•
DPFT531-64	1" Transfer Punch (Blue-Point®)	•
DPFT531-P	Replacement Pouch (Blue-Point®)	•

PUNCHES AND CHISELS

PUNCHES/CHISELS/HAMMERS

					Set Contains:	PPR708BK	PPCL60BK	PPVP70BK	PPLT40AK	LP30A	PPB30AK	PPBL30AK	PPB20AK
	Stock No.	Hex Size, inches	Point/ Edge, inches	Length, inches									
 Roll Pin Punches	PPR2	—	1/16	3-5/32	•								
	PPR2-1/2	—	5/64	3-1/2	•								
	PPR3	—	3/32	3-29/32	•								
	PPR4	—	1/8	4-1/4	•								
	PPR5	—	5/32	4-5/8	•								
	PPR6	—	3/16	5	•								
	PPR7	—	7/32	5-3/8	•								
	PPR8	—	1/4	5-3/4	•								
	PPR10	—	5/16	6-1/8									
	PPR12	—	3/8	6-1/8									
	PPR14	—	7/16	6-1/8									
	PPR16	—	1/2	6-1/8									
 Long Pin Punches	PPC104LA	5/16	1/8	5-5/16		•							
	PPC105LA	3/8	5/32	6-1/2		•							
	PPC106LA	3/8	3/16	7-1/16		•							
	PPC107LB	3/8	7/32	7-5/8		•							
	PPC108LA	7/16	1/4	8-3/16		•							
	PPC110LA	1/2	5/16	8-3/4		•							
 Midget Punches and Chisels	PPC402A	9/32	1/16	3				•					
	PPC403A	9/32	1/8	3-1/4				•					
	PPC404A	9/32	3/32	3-5/8				•					
	PPC405A	9/32	1/16	3-3/4				•					
	PPC406B	9/32	3/16	3-7/8				•					
	PPC407B	9/32	5/32	4				•					
	PPC408B	—	5/16	4-1/8				•					
 Drift Pin Punches	PPC905B	3/8	5/32	8				•					
	PPC908B	7/16	1/4	8-1/2				•					
	PPC910B	1/2	5/16	9				•					
	PPC912B	9/16	3/8	9-1/2				•					
	1210B	5/8	5/16	12					•				
	1512B	3/4	3/8	15					•				
	1816B	7/8	1/2	18					•				
 Bronze Pin Punches	PPB408A	—	1/4	4							•		
	PPB612A	—	3/8	6							•		
 Bronze Drift Punches	PPB816A	—	1/2	8							•		
	PPB826A	—	13/16	8								•	
	PPB1226A	—	13/16	12								•	
 Bronze Tapered Punches	PPB1001A	5/8	3/8	8									
	PPB1012A	—	3/8	10								•	•
	PPB1414A	—	7/16	14									•
 Bronze Round Punch	PPB1002A	—	3/4	10									
Kit Bag						KB2186	KB2184	KB2188	KB2174	KB2177	KB2171	KB2172	KB2170



- Use the proper punch or chisel for the job
- Do not use punches or chisels having chipped or mushroomed end; discard or dress to original shape with a hand file
- Use hammer with head about 3/8" larger in diameter than head of punch or chisel
- Read safety precautions on pages W1 to W4

PUNCHES AND CHISELS

Spring Punches

4 pc Heavy-Duty Spring Punch Set

- Deliver accurate blows to the toughest materials
- No hammer required, reducing risk of injury
- Knurled shank provides outstanding grip for precision and control of punch even when using gloves
- Made from quality hardened-carbon steel for use in a variety of mechanical and metal working applications
- Each blow delivers up to 5,000 PSI of impact force
- Optional SPP1813 Spring Punch Prop available



SPHDSET4

Set Contains:

SPHDSET4

Stock No.	Description	
SPHDCC716	7/16" Heavy-Duty Spring Cold Chisel	•
SPHDCP716	7/16" Heavy-Duty Spring Center Punch	•
SPHDPP14	1/4" Heavy-Duty Spring Pin Punch	•
SPHDTP716	7/16" Heavy-Duty Spring Transfer Punch	•

DEAD BLOW HAMMERS

Standard

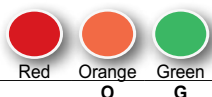
- Dead Blow Hammers feature a free-flowing shot design that improves dead blow action while reducing rebound
- Compact head has larger striking area and heavier caps to improve delivered force
- Soft grip handle with ribbed, textured, elastomer grip prevents hand slippage
- Multi-position hand grip allows user to position hand closer to hammer end for improved control
- Handle flare helps prevent hammer from slipping out of hand

- Composite handle shank improves balance while defusing shock and dampening vibration
- Tough, long-lasting thermoplastic material is non-sparking and resistant to most shop chemicals
- Applications: brake rotors, brake drum removal, ball joints (tie rod removal), tires, seal installation, loosen oil pans and covers, OE rims, axle insertion, piston installation and crank shaft end play



HBFE32

Colors Available



ADD SUFFIX TO STOCK NUMBER FOR SPECIAL COLORS

Stock No.	Weight, oz	Head Length, inches	Face Dia., inches	Length, inches	
HBFE16	16	3-1/4	1-9/16	12	
HBFE24	24	3-3/4	1-3/4	12-3/4	•
HBFE32	32	4-1/4	2	13-1/2	•
HBFE48	48	4-3/4	2-1/4	15	•
HBFE56	56	5-7/16	2-3/4	15-3/4	

Set Contains:

HBFE103

Compact Slimline

- Microcellular soft grip handle provides a comfortable, secure grip and dampens the vibration to the user's hand
- Smaller face for more concentrated blows
- Longer head profile for extended reach in tight work applications
- Multi-position hand grip allows user to position hand closer to hammer end for improved control

- Composite handle shank improves balance while defusing shock and dampening vibration
- Handle flare helps prevent hammer from slipping out of hand
- Applications include main bearing caps, dust caps, small objects, custom bikes and tighter applications that standard dead blow hammers will not fit



HBSE20

Stock No.	Weight, oz	Face Dia., inches	Head Length, inches	Length, inches
HBSE10	10	1-1/4	3-5/8	10-5/8
HBSE20	20	1-3/8	4-1/4	11-1/8
HBSE30	30	1-1/2	5-5/16	12-3/8

Dead Blow Ball Peen

- Dead Blow Hammers feature free flow shot design that improves dead blow action while reducing rebound
- Internal steel canister with steel shot
- Precision-machined steel head provides a larger striking surface for optimal delivered force
- Microcellular soft grip handle provides a comfortable, secure grip and dampens vibration to the user's hand
- Multi-position hand grip allows user to position hand closer to hammer end for improved control
- Handle flare helps prevent hammer from slipping out of hand
- Composite handle shank improves balance while defusing shock and dampening vibration

Stock No.	Weight, oz	Head Length, inches	Face Dia., inches	Length, inches
HBBD8	8	4	1	11-5/8
HBBD16*	16	4-3/8	1-1/4	12-1/4
HBBD24*	24	4-3/4	1-3/8	12-3/4
HBBD32*	32	5-3/4	1-3/4	13-5/8
HBBD40*	40	5-3/4	1-3/4	15-1/8



HBBD24

Colors Available



* Red O Green G

ADD SUFFIX TO STOCK NUMBER FOR SPECIAL COLORS

Dual-Face Drilling

- Different diameter striking faces can be matched to various cold chisels and punches
- Free-floating steel head canister design improved dead blow action and reduces rebound
- Nonslip handle design with ribbed thumb rest allows the user to chose up in tighter work areas
- Composite handle shank improves hammer balance while dampening vibration
- Chemical-resistant molded urethane cover

Stock No.	Weight	Head Length, inches	Face Dia., inches	Length, inches
HSSD32	32	5-11/64	1-3/8-1-7/8	11-9/16



HSSD32

Colors Available



Red O Green G

ADD SUFFIX TO STOCK NUMBER FOR SPECIAL COLORS

Sledge (Blue-Point®)

Stock No.	Weight	Head Length, inches	Face Dia., inches	Length, inches
BC7B	5	7	2-3/4	20
BC110B	8	7	2-3/4	30
BC114B	11 lb 8 oz	8	3-1/4	36



BC110B

HBBT Series Bronze

- Bronze-tipped nonmarring hammer ideally suited for work on bushings, gears and transmissions

Stock No.	Weight, oz	Head Length, inches	Head Dia., inches	Length, inches
HBBT16	16	3-3/4	1-3/8	12
HBBT24	24	4-1/4	1-3/8	12
HBBT32	32	4-1/2	1-1/2	12-3/4



HBBT32



- Do not use urethane hammers near liquid oxygen
- Do not strike another hammer or hardened object
- Do not use chipped, mushroomed or cracked hammer
- Strike squarely, avoid glancing blows
- Read safety precautions on pages W1 to W4

SOFT FACE HAMMERS



HLE24

Piston

- One-piece urethane construction
- Full-length canister increases head strength
- Made of material that will not damage the piston
- Shot-filled head drastically reduces rebound

Stock No.	Weight, oz	Head Length, inches	Face Dia., inches	Length, inches
HLE24	24	7-3/4	5-1/2	12-3/4



HBPT24

HBPT Series Plastic

- Plastic-tipped hammers used where metal-to-metal scratching or marring needs to be eliminated

Stock No.	Head Length, inches	Weight, oz	Length, inches	Soft Tip Stock No. (Black)	Hard Tip Stock No. (Gray)
HBPT16	3-3/4	16	12	HPTS16	HPTH16
HBPT24	4-3/4	24	12-3/4	HPTS24A	HPTH24A



BF620C



BF623

Mallets

BF620C Rubber Head 11" Mallet (Blue-Point®)

- Solid-rubber head is 3-3/4" long, 2-1/4" dia
- 11" hardwood handle

BF623 Soft Blow 12-1/2" Mallet (Blue-Point®)

- Designed to reduce marring and denting
- For use in assembly applications and on all types of surfaces, including metal, glass, plastic and wood
- Special polymer head resists dynamic fatigue, creep and compression set, even at extreme temperatures
- Conforms to irregular surfaces
- Dissipates hand-jarring shock
- Resists most chemicals
- Wood handle

Stock No.	Description	Face Dimensions, inches	Length, inches
BF620C	Rubber Head 11" Mallet (Blue-Point®)	2-1/4 dia.	3-3/4
BF623	Soft Blow 12-1/2" Mallet (Blue-Point®)	1-7/8 x 2-1/8	12-1/2



HSPD16



BH232A

Combination

- Combination steel and soft face dead blow
- One-piece urethane construction
- Replaceable tips

Stock No.	Head Length, inches	Weight, oz	Tip Diameter, inches	Length, inches	Soft Tip Stock No.	Hard Tip Stock No.
HSPD16	4-3/8	16	1-1/4	12-1/8	HPTS16 (Black)	—
BH232A * ‡	—	32	1-5/8	13	BH232-2	BH232-3
BH232-4 *	Optional Nylon Tip (also available)					
BH232-5 *	Optional brass tip (also available)					

*Blue-Point®



HBR15

Brass (Fiberglass Handle)

- Non-sparking/non-marring surface for many applications
- Brass head absorbs blow and reduces rebound
- Flat surface for even distribution of blow
- Comfortable, nonslip handle grip

Stock No.	Weight, lb	Length, inches
HBR15 ‡	1-1/2	12
HBR25	2-1/2	12
HBR4 ‡	4	12
HBR6 ‡	12	6

SOFT FACE HAMMERS

Interchangeable Head (Blue-Point®)

- Shot-loaded, dead blow hammer adds more striking force by eliminating rebound and dampening vibration shock
- 1-1/2" striking face diameter on each hammer head
- Six interchangeable heads meet a number of various applications, including non-marring and non-sparking applications with selected head surfaces (brass)
- Comfortable, nonslip handle grip
- Set includes 10" fiberglass handle and storage case
- Optional 1" head extender (HSPI6KT9)

Stock No.	Description (Chart)	Weight, oz	Set Contains:
HSPI6KT1	Hammer Handle	22	•
HSPI6KT2	Soft Face	1.5	•
HSPI6KT3	Medium Face	1.4	•
HSPI6KT4	Medium Hard Face	1.3	•
HSPI6KT5	Hard Face	1.3	•
HSPI6KT6	Steel Face	2.2	•
HSPI6KT7‡	Brass Face	2.2	•

Includes storage case, HSPI6KT8



HSPI6KT



Claw Hammers

HCLSB16 16 oz Claw Hammer

- Drop-forged carbon steel head
- Exclusive handle grip with different diameter hand zones for optimal comfort
- Handle has ridges and a flared end to prevent hand from slipping during use
- Snap-on® logo forged in handle; Snap-on® red enamel color
- Smooth striking face
- Anti-shock plug reduces vibration and hand fatigue

Stock No.	Handle Length, inches (mm)	Weight, oz (grams)	Hammer Head Diameter, inches (mm)
HCLSB16	13 (330)	16 (454)	1 (25.4)



HCLSB16

Non-Marring Hammers

BFNM1 1 lb Non-Marring Mallet (Blue-Point®)

- The head of the mallet is non-marring on finished surfaces due to soft durometer material
- Durable, resin-rich "pull-truded" fiberglass handle
- Handle is UV and chemical resistant
- Less rebound than traditional rubber head mallets helps reduce operator fatigue
- Nonslip, cushion-grip handle



BFNM1

BALL PEEN HAMMERS



BP16B

Ball Peen (Hickory Handle)

Set Contains: BP1004S

Stock No.	Weight, oz	Handle Length, inches	Replacement Handle
BP4B	4	10-1/2	BPH4C
BP8B	8	12-1/2	BPH8C
BP12B	12	13-1/2	BPH12C
BP16B	16	14-1/2	BPH16C
BP20B	20	15	BPH20C
BP24B	24	16	BPH20C
BP32B	32	16	BPH40C
BP40B	40	16-1/4	BPH40C
BP48B	48	16-1/4	BPH40C

ASME®/ANSI® B107.400



BPN16B

Ball Peen (Fiberglass Handle)

Stock No.	Weight, oz	Handle Length, inches	Replacement Handle	Previous Model Handle
BPN8B	8	11	BPNH8B	BPN8-1
BPN12B	12	12	BPNH12B	BPN12-1
BPN16B	16	13	BPNH12B	BPN16-1
BPN24B	24	14	BPNH24B	BPN24-1
BPN32B	32	16	BPNH24B	BPN24-1

ASME®/ANSI® B107.400



- Do not use urethane hammers near liquid oxygen
- Do not strike another hammer or hardened object
- Do not use chipped, mushroomed or cracked hammer
- Strike squarely, avoid glancing blows
- ‡These products can expose you to chemicals which are known to the state of California to cause cancer and reproductive harm. See pages 906-907 for details.
- Read safety precautions on pages W1 to W4

HEAVY DUTY HAMMERS (Blue-Point®)



HCB2SG



HCS2SG



BC4SG



BD4SG



HD4SG

Dual Face Dead Blow (Fiberglass Handle)

- 100% cast polyurethane face is designed to withstand the most severe striking applications
- Non-sparking/non-marring brass face for multiple applications
- Nonferrous shot-loaded cavity delivers more power and less rebound than any hammer of its kind
- Abrasion-, chemical- and impact-resistant
- Comfortable nonslip handle grip

Stock No.	Weight, lb (kg)	Face Dia., inches (mm)	Handle Length, inches (mm)	Length, inches (mm)
HCB2SG	2 (.91)	2 (50.8)	10-5/8 (270)	13-3/4 (349)
HCS2SG	2 (.91)	2 (50.8)	10-5/8 (270)	13-3/4 (349)

Meets or exceeds all ANSI® specifications

Heavy-Duty (Fiberglass Handle)

- Handle is resistant to dry rot, warp and splintering
- Fiberglass handle dampens vibration and provides extra strength and safety
- Handle is epoxy welded to hammer head and will withstand 8,000 lb of separation force
- Comfortable nonslip handle grip
- Materials will resist most shop chemicals

Stock No.	Description	Weight, lb	Striking Face Dia., inches	Handle Length, inches	Overall Length, inches	Replacement Handle
BC4SG*	Cross Peen	4	1-1/2	12	14	BD4SG-1
BD4SG*	Engineer	4	1-1/2	12	14	BD4SG-1
HD4SG	Hand Drilling	4	1-1/2	8-3/4	10-3/4	HD4SG-1

*Blue-Point®



BH122D



BH133B



BH141A

Heavy-Duty (Hickory Handle)

Stock No.	Description	Weight, oz	Head Length, inches	Overall Length, inches	Replacement Handle
BH122D	Engineer	40	4-1/2	15	BPH40C
BH123D	Engineer	48	4-3/4	15	BPH40C
BH133B	Hand Drilling	48	4-1/2	10	BPH133
BH141A	Cross Peen	32	4-1/2	15	BPH20C
BH142A	Cross Peen	40	5	15	BPH40C
BH143A	Cross Peen	48	5-1/2	15	BPH40C



BD10ESG

Sledge (Fiberglass Handle) (Blue-Point®)

Stock No.	Weight, lb (kg)	Face Dia., inches (mm)	Handle Length, inches (mm)	Overall Length, inches (mm)	Replacement Handle
BD6ESG	6 (2.7)	1-5/8 (41.1)	16 (406.4)	18 (457.2)	BD6ESG-1
BD10ESG	10 (4.5)	2 (50.8)	29 (736)	32 (812.8)	BD8ESG-1

Soft Steel (Fiberglass Handle)


- Head is crafted with a maximum 30Rc hardness
- Designed to wear down and change shape with use; prevents damage or shearing when striking hard metal objects
- Ergonomic nonslip handle features a solid fiberglass core for strength
- Handle is resistant to weather and most shop chemicals
- Ideal for striking hardened pins, spikes, cutting tools and metal components
- Note: This hammer cannot be used as a non-sparking tool



BDS2SG

Stock No.	Weight, lb (kg)	Head Diameter, inches	Handle Length, inches
BDS2SG	2.2 (1)	1-7/16	13-1/2
BDS4SG	4.2 (1.9)	1-7/16	13-1/2

GENERAL HAND TOOLS



AS A TOOL COMPANY, YOU DON'T MAKE IT A CENTURY WITHOUT EXPANDING TO MEET THE NEEDS OF TECHNICIANS. WE'RE CONSTANTLY ADDING TO OUR EXTENSIVE RANGE OF TOOLS SO THAT YOU CAN CONTINUE ADDING TO YOUR OWN CAPABILITIES.

**WE DON'T JUST
ADD TOOLS.
WE ADD
IMPROVEMENTS.**

In addition to pioneering many of the hand tools in this catalog, we've continued to refine every one of them. Today, our engineering and breadth of line still lead the industry. From files, scrapers, spark plug sockets and pullers to special service and heavy-duty tools, we make the right tool, in the right size and with the right features, for accomplishing any task.

HACKSAWS



HSG325



HSG319



HS5A



HS151

Hacksaws

HSG325 Soft Grip Professional Hacksaw

- Ergonomic front grip for increased comfort and control
- Thermoplastic comfort grip handle
- Spring-loaded tensioning mechanism for quick blade changes
- Dual blade positioning, for normal flush cutting or 55° angle
- High blade tension for straighter, more accurate and faster cuts
- Includes (1) blade

HSG319 Bi-Mold Soft Grip Handle Hacksaw

- Solid steel frame overmolded with soft grip for comfortable use
- Designed for 12" (300 mm) blades
- Blade tensioner discreetly blends with handle
- Positions for normal flush cutting or 55° angle
- Includes (1) blade

HS5A Miniature Hacksaw

- Designed for 10" (250 mm) blades
- 8-1/4" frame fits in limited-access areas
- Easy to handle
- Includes a 10" blade

HS151 Junior Frame Hacksaw

- Designed for 6" blades
- 9-1/2" long
- HSB632 blade included

HSB632 5-Pack 6" Replacement Blades

- 1/4" wide, 32 teeth per inch, 6" length

Hacksaw Blades

- Shatter resistant bimetal for a long life and fast, efficient cutting
- Available in packages of 10 only

Stock No.	Length, inches	Teeth Per Inch (TPI)
HSBM1018B	10	18
HSBM1024B	10	24
HSBM1032B	10	32
HSBM1214B	12	14
HSBM1218B	12	18
HSBM1224B	12	24
HSBM1232B	12	32



HSKIT

Quick Cutter Handsaws

HSKIT Handsaw Kit

- Ergonomic handle design reduces pressure points and stops hand from sliding
- Handle angle and the position of the handle to the blade teeth reduce sawing forces and increase efficiency
- High-quality aluminum body ensures rigidity and retaining/protecting locking mechanism
- Locking system helps reduce play between the handle and blade when assembled
- Easy access to the lever through handle opening
- Long lever for easy lock and release



HS50

Quick Cutter Handsaws

- Features contoured screwdriver type handle for a secure grip
- Saw holder keeps a tight hold on any of the 3 included blades
- Turn the knurled knob and easily switch blades
- All components neatly packaged in CO417 kit bag

HS50 Quick Cutter Hand Saw

- Includes: HS14X1, HS18X1, HS24X1 and storage pouch

LANDSCAPE TOOLS



PRN75SFS

Pruning Tools

PRN75SFS Folding Pruning Saw

- General-purpose folding saw for cutting wood or plastics
- Two-component plastic handles for a firm grip
- Blade is specially coated for low-friction and rust protection
- Blade locks in both open and closed position

Scissors

YA114 3" Stainless Scissors (Blue-Point®)

- High-quality stainless steel
- Compact: 3" long



YA114

Scissors

SHEARS1BK Snap-on® Exclusive Black Handle Shears

- Cuts leather, cloth, plastic, rubber, cardboard, gasket material, rope and many other materials
- Bottle opener and nut cracker also incorporated into the design
- Stainless steel construction
- Easy to take apart for cleaning and is dishwasher safe

SHEARS1RD Snap-on® Exclusive Red Handle Shears

SHEARS1-SH Snap-on® Leather Sheath

- Made of high quality leather with Snap-on® logo embossed on the front
- Designed specifically for the Snap-on® exclusive SHEARS1RD and SHEARSBK
- Made in the USA



SHEARS1BK



SHEARS1RD



SHEARS1-SH

CUTTING: KNIVES

SEK45 Series Specialty Knives

- Titanium coated 440 stainless steel blade
- Ambidextrous thumbnail window on blade spine
- Composite handle with lanyard eyelet provides easy attachment to any keychain ring
- Ideal for everyday pocket carry
- 4.57" long in open position, 2.83" closed, 1.75" blade
- Weighs less than 1 oz

SEK45BLK Compact Folding Lockback Knife

SEK45R Compact Folding Lockback Knife



SEK45BLK



SEK45R

Liner Lock Knives

KER1600SO Lockback Snap-on® Logo Chive Plain Blade Knife

- Bead blasted stainless steel handle with Snap-on® logo
- Removable pocket clip
- 1-15/16" stainless steel straight-edge blade
- 1.9 oz

KER1620RDSO Lockback Scallion Straight-Edge Blade Knife

- Durable 6061-T6 anodized red aluminum handle with Snap-on® logo
- Stainless steel liners
- Safety tip lock
- Removable pocket clip
- 2-1/4" stainless steel straight-edge blade
- 2.3 oz

KER1660CBSO Lockback Leek Composite Straight-Edge Blade Knife

- 3" stainless steel straight-edge blade

KER1660CKTSO Lockback Leek Straight-Edge Blade Knife

- SpeedSafe® technology provides assisted opening
- 3" stainless steel straight-edge blade

KER1600PNKSO Lockback Snap-on® Logo Chive Plain Blade Knife

- Anodized pink handle with Snap-on® logo
- Removable pocket clip
- Bead-blasted stainless steel straight-edge blade
- Weighs 1.9 oz



KER1600SO



KER1620RDSO



KER1660CBSO



KER1660CKTSO



KER1600PNKSO



• Keep away from children
• Read safety precautions on pages W1 to W4

CUTTING: KNIVES



SEKC69FGSK



SEKC75FPSK



SEKC79FCKK



SEKC79FCSK



SEKC65XNKK



SEKC86XNKK

SEKC Series

SEKC69FGSK Carbon Fiber Pocket Knife

- Folding knife design is exclusive to Snap-on®
- Designed by world-renowned knife craftsman, Ken Onion
- One-layer carbon fiber is laminated to G10 for a super-strong handle and unique look
- Frame lock secures the blade in the open position and also allows for easy one-hand closing
- AUS 8 Japanese stainless steel for increased edge retention

SEKC75FPSK Field Strip Snap-on® Knife

- Snap-on® exclusive knife features “Field Strip” technology, in which the entire knife can be taken apart for cleaning and quick maintenance without any tools
- Bayonet lug-style flipper sets off the smooth open action of the stainless steel, drop-point blade
- Designed by world-renowned knife craftsman, Ken Onion

SEKC79FCKK Carbon Fiber Ripple Black Ox Knife

- Liner lock mechanism
- Flipper opening style
- Triple-point blade serration
- 8Cr13MoV stainless steel blade, HRC 58-60, G10 handle with carbon fiber overlay (4.375")

SEKC79FCSK Carbon Fiber Ripple Satin Knife

- Liner lock mechanism
- Flipper opening style
- Razor-edge blade serration
- 8Cr13MoV stainless steel blade, HRC 58-60, G10 handle with carbon fiber overlay (4.375")

SEKC65XNKK Hunting/Skinning Knife

- Exclusive Snap-on® design fixed blade hunting knife
- Designed by well known hunting and fishing guide, Russ Kommer
- Blade made of SK5 high carbon steel for excellent edge retention
- Powder coated blade for rust prevention
- Textured handle for positive grip in wet conditions
- Includes custom nylon sheath with belt attachment

SEKC86XNKK Hunting Knife



SEK80MNNK



SEK80MNSK

SEK80 Series Knives

SEK80MNNK Relay Knife Black Blade

- Exclusive Ken Onion® design
- Drop-point blade with combination edge
- Black corrosion resistant coating
- Rugged tire tread grip
- IKBS with flipper deployment
- Liner lock safety feature

SEK80MNSK Relay Knife Satin Blade

- Exclusive Ken Onion® design
- Drop-point blade style
- Satin-finish blade
- Rugged tire tread grip
- IKBS with flipper deployment
- Liner lock safety feature



S082BLK



S082BLU



S082CAMO



S082RD

S082 Series Knives

S082BLK Snap-on® Knife

- SpeedSafe® Assisted Opening with liner lock mechanism
- Modified Wharncliff blade shape made of N690 stonewashed steel
- Anodized aluminum handle with Trac-Tec inserts

S082BLU Snap-on® Knife

S082CAMO Snap-on® Knife

S082RD Snap-on® Knife

S088 Series Specialty Knives

- Equipped with a big, slight drop-point blade that offers both excellent slicing and piercing capabilities
- High-performance stainless steel blade offers excellent corrosion resistance and enhanced looks
- Lightweight machined 6061-T6 anodized aluminum handles, with Trac-Tec inserts, ensure extremely solid grip
- Equipped with SpeedSafe® Assisted Opening technology
- A short push on the index point overcomes the resistance built into the torsion bar in the mechanism

- SpeedSafe® knife technology takes over and the blade moves out of the handle quickly and easily
- Inset liner lock mechanism – an inset steel plate functions like a locking liner, in one side of the handle
- Upon blade deployment, the steel plate moves behind the blade securely locking it open without all the weight and bulk of full liners
- Includes reversible deep carry pocket clip so the knife can sit all the way down in the pocket

S088BLK Dash Knife
S0880 Dash Knife
S088R Dash Knife



Multi-Tools

SMT97R Snap-on® Multi-Tool

- **One-hand operation allow professionals to quickly address problems at hand**
- Snap-on® exclusive red Cerakote-finished handles for superior wear resistance
- Enhanced heavy-duty locking mechanism
- Proudly made in the USA by Gerber®, the industry leader in multi-tools
- Rotating carbide wire cutters and strippers can be rotated as the edge wears, and replaced when a fresh set is needed
- Replaceable Remgrit® blade is designed to be able to cut through extremely hard materials
- Extra-large partially serrated blade is ideal for cutting open packages and other items around the shop
- Tools are all black-oxide coated, providing superior corrosion resistance
- Complete listing of tools includes: pliers, carbide wire cutter, scissors, bottle opener, ruler stamped-in-handle, PHILLIPS®/flat head drivers, fine/coarse files, bottle opener, etc.
- Snap-on® logo is engraved into the handle and comes with a Snap-on® branded sheath (SEKG94-SH)



Specialty Knives

SEK71FACB Lifeline Folding Knife

- Russ Kommer folding liner lock design
- N690 Austrian stainless steel blade
- Assisted-opener kicker
- Ambidextrous stainless steel thumbstud
- Rubberized red anodized aircraft-grade alloy handle scales
- Reversible stainless steel pocket clip

SEK71FACR Lifeline Folding Knife



SEK71MMKK Rave XL Knife

- Exclusive Ken Onion design knife with Snap-on® branding on the blade
- Folding everyday carry pocket knife
- Nylon handle has textured thermoplastic rubber inserts for a positive grip
- Knife measures 6-7/8" open, 4-1/8" closed, and weighs 6.2 oz
- Blade length is 2-3/4"

SEK71MMKR Rave XL Knife

SEK71MMKRK Rave XL Knife



SEK60MMKK Rave Black with Black Insert Knife

- Rugged, textured grips
- High-quality blade steel
- Integrated flipper for fast opening
- Knife measures 5-15/16" open, 3-43/64" closed, and weighs 3.7 oz

SEK60MMKR Rave Red with Black Insert Knife

SEK60MMKRK Rave Black with Red Insert Knife



• Keep away from children
 • Read safety precautions on pages W1 to W4

CUTTING: KNIVES



SEK74MAKR



S084BLK



S084GRY



S084OL



S084R

Specialty Knives

SEK74MAKR Exclusive Ken Onion Designed Wrinkle Knives

- Japanese AUS 8 high-carbon steel provides superior cutting performance and incredible edge retention
- Modified hollow-ground drop-point blade reduces resistance when cutting while the versatile blade shape is ideal for cutting, skinning and scraping
- Ambidextrous flipper and IKBS bearing system ensure smooth, fast opening without springs

S084 Series Specialty Knives

S084BLK HYPE Knife

- SpeedSafe® Assisted-Opening enables smooth, easy one-hand opening
- Trac-Tec grip-in-handle is ideal for working in wet situations
- Deep carry clip allows knife to ride low in the pocket, making it less likely to fall out and keeps a low profile of visibility
- Clip can be changed for left-hand pocket carry

S084GRY HYPE Knife

S084OL HYPE Knife

S084R HYPE Knife

Hobby Knives

YA405A Hobby Knife (Blue-Point®)

- 5-1/2" long aluminum handle with bottom knurl and knurled brass nose cap
- Includes the following blades: YA405-1, YA405-2, YA405-3, YA405-4

YA405-1 23° Angle Blade (Blue-Point®)

- Use with YA405A hobby knife

YA405-2 50° Angle Blade (Blue-Point®)

- Use with YA405A hobby knife

YA405-3 Curved Edge Blade (Blue-Point®)

- Use with YA405A hobby knife

YA405-4 Straight Chisel Edge Blade (Blue-Point®)

- Use with YA405A hobby knife



YA405A



KER1620FLSO



KER1620NBSO



KER1620OLS0



KER1660SO



KER1660ORSO



KER1660SWBKS

Liner Lock Knives

KER1620FLSO Lockback Scallion Frame with Snap-on® Logo

- Blade is made with 420HC steel with a bead-blasted finish
- Handle is made with 410 steel with a bead-blasted finish
- Knife opens with a flipper
- Frame lock with tip lock
- Single-position pocket clip

KER1620NBSO Lockback Scallion Navy Blue with Snap-on® Logo

- Blade is made of 420HC steel with a bead-blasted finish
- Handle is made of 6061-T6 anodized aluminum
- Knife opens with a flipper
- Liner lock with tip lock
- Single-position pocket clip

KER1620OLS0 Lockback Scallion Olive with Snap-on® Logo

KER1660SO Lockback Leek Knife with Snap-on® Logo

- Blade is made of Sandvik® 14C28N steel with a bead-blasted finish
- Handle is made of 410 steel with a bead-blasted finish
- Knife opens with a flipper
- Frame lock with tip lock
- Reversible pocket clip

KER1660ORSO Lockback Kershaw® Orange Leek with Snap-on® Logo

- Blade is made of Sandvik® 14C28N steel with a bead-blasted finish
- Handle is made of 6061-T6 anodized aluminum
- Knife opens with a flipper
- Liner lock with tip lock
- Reversible pocket clip

KER1660RDSO Leek with Ratchet Clip

KER1660SWBKS Lockback Kershaw® Stonewash Leek with Snap-on® Logo

Liner Lock Knives

KER1670BLK Lockback Blur Straight-Edge Blade Knife

- Anodized black aluminum handle
- SpeedSafe® assisted opening technology
- 3-3/8" straight-edge blade
- 4.2 oz



KER1670BLK

KER1670BLKST Lockback Blur Partially Serrated Blade Knife

KER1670BLKSO Lockback Blur Knife Black with SO Logo

- Blade is made of Sandvik® 14C28N steel with a DLC coating
- Handle is made of 6061-T6 anodized aluminum with Trac-Tec inserts
- Opens with thumb stud
- Inset liner lock
- Reversible pocket clip



KER1670BLKST



KER1670BLKSO

KER1670RDBTS Lockback Blur Red/Black Serrated with Snap-on® Logo

KER1670TBLKT Lockback Blur Black Tanto Serrated with Snap-on® Logo

KER1870RDSO Knockout Knife with Snap-on® Logo

- Blade is made of Sandvik® 14C28N steel with a stonewashed finish
- Handle is made of 6061-T6 anodized aluminum
- Opens with a flipper or thumb stud
- Sub-frame lock
- 4-position lock deep-carry pocket clip



KER1670RDBTS



KER1670TBLKT



KER1870RDSO

KER1620 Lockback Scallion Black Handle Knife

- Opens with a flipper
- Liner lock feature
- Single-position pocket clip



KER1620

KER1776RDSO Link Snap-on® Stonewashed Aluminum Knife

- Snap-on® branded, exclusive color
- 420HC steel drop-point blade with a stonewashed finish
- SpeedSafe® assisted opening system with liner lock
- Reversible pocket clip (left/right)
- Machined aluminum handle



KER1776RDSO

KER1812RDSO Dividend Snap-on® Stonewashed Aluminum Knife

- Snap-on® branded, exclusive color
- 420HC steel drop-point blade with a stonewashed finish
- SpeedSafe® assisted opening system with liner lock
- 4-position pocket clip (left/right, tip-up/down)
- Anodized aluminum handle



KER1812RDSO

CUTTING: UTILITY KNIVES

S086 Series Specialty Knives

S086BLK Gasket Knife, Black

- SpeedSafe® assisted opening enables smooth, easy one-hand opening
- Blade is made of black DLC-coated N690 steel
- Handle is made of T6061-T6 anodized aluminum
- Trac-Tec grip in the handle is ideal for working in wet situations
- Right- and left-handed carry
- Lanyard hole at end of the handle
- Available in six colors Red, Black, Blue, Bronze, Olive, Tan
- Knife length (closed): 4"; blade length: 2-5/8"



S086BLK

S086BLU Gasket Knife, Blue

S086BRNZ Gasket Knife, Bronze

S086OL Gasket Knife, Olive

S086RD Gasket Knife, Red

S086TAN Gasket Knife, Tan



S086BLU



S086BRNZ



S086OL



S086RD



S086TAN



- Keep away from children
- Read safety precautions on pages W1 to W4

CUTTING: UTILITY KNIVES



UTK100



UTK100SB



UKBU50PK



UKBU10



LBUK1

Specialty Knives

UTK100 Retractable Utility Knife

- **Retractable blade**
- Quick-release spring-loaded handle provides fast, sure blade changes
- Integrated hinge handle means no handle parts to lose and no tools required to change blades
- Rubber grip for comfort and control
- Three blade positions: open, half closed and closed
- Blade storage for up to five blades in the handle
- Lightweight anodized aluminum body for durability—thin design for comfort

UTK100SB Auto Retractable Utility Knife

- Auto retracting
- Quick-release spring-loaded handle provides fast, sure blade changes
- Rubber grip for comfort and control
- Includes one safety point two-notch blade

UKBU10 Double-Point Utility Knife Blades (10 pk)

- Two-notch double-point blades
- Use with UTK100, UTK100SB, UTK150, LBUK1 and LBUK2 utility knives

UKBU50PK Double-Point Blades (50 pk)

- Two-notch double-point blades
- Dispenser ejects one blade at a time
- Blade guard in the ejector
- Use with UTK100, UTK100SB, UTK150, LBUK1 and LBUK2 utility knives

YA1800A Single-Edge Razor Blades (100 pk) (Blue-Point®)

- 100 blades in a plastic dispenser
- Blades have aluminum backs that can be shaped for special applications

LBUK1 Lockback Utility Knife (Blue-Point®)

- Folding lockback blade, hardwood handle with belt clip and thumb stud for one-hand opening
- Includes utility knife and leather pouch plus (10) replacement blades
- Uses UKBU10 (10 pk) or UKBU50PK (50 pk) replacement blades



KER2535



SCKS1

Sharpening Kits

KER2535 Blade Sharpener (Blue-Point®)

- Impregnated with 600 grit diamond coating bonded with nickel plating to a lightweight tube
- Excellent sharpener for the repair of extremely dull blades
- Length is 8-1/2" (20.3 cm)
- Sheath length is 5-1/2" (12.7 cm)

SCKS1 Carbide Knife Sharpener

- Two tungsten carbide sharpening elements secured to high-strength 6061 T6 aircraft aluminum S-shaped frame
- Fixed angle of sharpening elements creates fast, easy, optimal sharpening in just five strokes for most blades (except serrated)
- Replaceable sharpening elements
- Slip-resistant rubber base pads reduce the chance of the sharpener from slipping while sharpening a blade
- Light and compact—can carry in your pocket
- Attached ring allows it to be tethered from hooks, hangers, or key ring
- Lightweight 1.7 oz (0.05 kg)
- Compact, 2.2" L x 1.8" W x 0.25" D (55.9 x 45.7 x 6.4 mm)



UTK150

Specialty Knives

UTK150 Auto-Loading Utility Knife

- Exposed blade is easily removed or reversed with the push of a button
- New blade is auto loaded from five-blade magazine
- Cushioned handle provides comfort and control
- Three blade positions: 1" and 1/4" exposures, and closed
- Uses standard two-notch replacement blades



YA580A



YA581A

Multipurpose Cutters

YA580A Multipurpose Cutter (Blue-Point®)

- Auto-locking, fully retractable blade
- Black metal body with a blue cap and pocket clip
- Includes (1) premium steel 13-point snap blade
- Length is 5-3/8"
- Uses YA580A-1 replacement blades

YA580A-1 Multipurpose Cutter Replacement Blades (5 pk) (Blue-Point®)


- Individual break-off replacement blades for the YA580A and YA584A multipurpose cutters

YA581A-1 Multipurpose Cutter Replacement Blades (10 pk) (Blue-Point®)

- Replacement blades for YA581A

YA581A Multipurpose Cutter (Blue-Point®)

- Includes (3) blades with eight snap-off points
- Minimum blade wobble
- Fully retractable



Bastard Cut Individual Files

Additional mill file sizes are also available.

	Stock No.	Uses Handle	Diameter, inches	Overall Length, inches	Pattern	Teeth Per Inch (TPI)	Set Contains:											
							SGFRD104	SGFMA104	SGFHR104	SGFMX104	SGHBF200A*	SGHBF300A*	SGHBF400A*	SGHBF500A*	SGHBF600A*			
Round File	6R	SGHF614BR	7/32	6	Double Cut	33												
	8R	SGHF614BR	9/32	8		25												
	10R	SGHF615BR	3/8	10		23												
	12R	SGHF616BR	1/2	12		20												
	SGF6R	—	—	6		33	•											
	SGF8R	—	—	8		25	•				•							
	SGF10R	—	—	10		23	•											
	SGF12R	—	—	12		20	•											
Mill File	6MA	SGHF614BR	—	6	Single Cut	51												
	8MA	SGHF615BR	—	8		46												
	10MA	SGHF616BR	—	10		41												
	12MA	SGHF617BR	—	12		36												
	14MA	—	—	14		30												
	SGF6MA	—	—	6		51			•		•							
	SGF8MA	—	—	8		46			•		•							
	SGF10MA	—	—	10		41			•									
Half-Round File	6HR	SGHF614BR	—	6	Double Cut	33												
	8HR	SGHF615BR	—	8		25												
	10HR	SGHF616BR	—	10		23												
	12HR	SGHF617BR	—	12		20												
	SGF6HR	—	—	6		33					•							
	SGF8HR	—	—	8		25					•							
	SGF10HR	—	—	10		23					•							
	SGF12HR	—	—	12		20					•							
Three Square File	6T	SGHF614BR	—	6	Double Cut	33												
	SGF6T	—	—	6		33												
	10T	SGHF616BR	—	10		23												
Four Square File	6SQA	SGHF614BR	—	6	Double Cut	33												
	10SQA	SGHF615BR	—	10		23												
Instinct® Handles	SGHF614BR	—	—	—	—	—							2	1	2	2		
	SGHF615BR	—	—	—	—	—							1	1	1	1	2	
	SGHF616BR	—	—	—	—	—							1	1	1	1	2	
	SGHF617BR	—	—	—	—	—								1				
Kit Bag						PAKKB069					C0413B							

File Types and Uses:
 Round—Filing, deburring holes, concave surfaces
 Mill—Deburring, filing flat surfaces, sharp corners (Note: Edges and flats of file have single cut ridges)
 Half Round—Deburring, filing concave and flat surfaces, large holes
 Three Square—Deburring, filing angles
 Four Square—Filing grooves, rectangular and right angle corners, mortises
 SGF Molded Handles can't be replaced
 SGH Instinct Handles can be replaced

Colors Available

* Red Orange Green
 * O G
 ADD SUFFIX TO STOCK NUMBER FOR SPECIAL COLORS



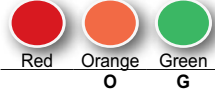
• Keep away from children
 • Read safety precautions on pages W1 to W4

FILES



SGFMN106

Colors Available



ADD SUFFIX TO STOCK NUMBER FOR SPECIAL COLORS

Miniature Files/Ergonomic Handle

6 pc Soft Grip Handle Miniature File Set

- Ergonomic, two component non-slip grip prevents the hand from slipping onto the file blade
- Soft, textured surface for excellent grip
- Symmetrical handles allow use on both sides with the same level of comfort
- Files have a hole for hanging
- Includes (6) files in a vinyl storage pouch

Set Contains:

SGFMN106

Stock No.	Description	
SGF4HR	Half-Round	•
SGF4MA	Hand	•
SGF4R	Round	•
SGF4SQ	Square	•
SGF4T	Triangular, Slim Taper	•
SGF4W	Warding	•



HF611A



5NKB



5NSQB

- | | |
|-------------------------|-------------------------|
| 5NRB ● Round | 5NTSC ▲ 3-Square |
| 5NHRB ◐ Half Rd. | 5NEB ▬ Equaling |
| 5NFB ▬ Flat | 5NBB ▲ Barrette |
| 5NCB ◐ Crossing | 5NJB ▬ Joint |
| 5NKB ▲ Knife | 5NSB ◆ Slitting |
| 5NSQB ■ Square | 5NMB ◐ Marking |



HBFN120B

HBFN120B

Swiss Pattern Needle Files

Set Contains:

Stock No.	Description	
5NBB	Barrette Swiss Pattern Needle File	•
5NCB	Crossing Swiss Pattern Needle File	•
5NEB	Equaling Swiss Pattern Needle File	•
5NFB	Flat Swiss Pattern Needle File	•
5NHRB	Half Round Swiss Pattern Needle File	•
5NJB	Joint Swiss Pattern Needle File	•
5NKB	Knife Swiss Pattern Needle File	•
5NMB	Marking Swiss Pattern Needle File	•
5NRB	Round Swiss Pattern Needle File	•
5NSB	Slitting Swiss Pattern Needle File	•
5NSQB	Square Swiss Pattern Needle File	•
5NTSC	Three Square Swiss Pattern Needle File	•
HF611A	Plastic File Handle	•

HBFN120B Swiss Pattern Mini File Set

- Wide array of file patterns and shapes to cover most fine applications
- Comfortable handle with collet allows full interchangeability
- 5-1/2" long
- Supplied with a vinyl pouch

HF611A Plastic File Handle

- Plastic screwdriver collet-style handle for holding individual files in the HBFN120B Set



6T

Three Square Files

6T 6" Three Square File

- 6" long, 5-1/2" cut length

10T 10" Three Square File

- 10" long, 9-1/2" cut length



6CR

Chain Saw Files

6CR 6" Single Cut Chain Saw File

- 6" long, 5/32–9/64" dia
- Uses HF611A file handle

8CR 8" Single Cut Chain Saw File

- 8" long, 7/32–5/32" dia



10FMK

Multi-Cut Flat File

10FMK Multi-Cut Flat File

- 10" long
- Useful for all flat filing; high removal rate with smooth finish on most materials

ACCESSORIES

Soft Grip Handles

- For all bastard cut files that use replacement soft grip handle
- Feature twist-on threads for securely holding files

Stock No.	For Files	Thread Size
SGHF614BR	4MA, 6CR, 6R, 6T, 6MA, 6HR, 8CR, 8R, 6SQA	1/4-28
SGHF615BR	8T, 8MA, 8HR, 10R, 10SQA	5/16-24
SGHF616BR	10T, 10MA, 10HR, 12R	3/8-24
SGHF617BR	12MA, 12HR	3/8-24



SGHF616BR

Colors Available



ADD SUFFIX TO STOCK NUMBER FOR SPECIAL COLORS

Plastic Adjustable Jaw Handle

GA98A Plastic Adjustable Jaw File Handle (Blue-Point®)

- Provides a large, comfortable grip for all bastard cut files
- Adjustable jaws grip the file so it cannot turn
- Used on files 4–16" long
- 4-1/2" long, 1" dia., 3/8" maximum opening



GA98A

Wooden Twist-On Handles

- Wooden twist-on handles with case hardened, threaded-steel inserts
- Use on all bastard cut files on this page



GA616



YA337A

Stock No.	For Files
GA613	4MA, 8CR, 6R
GA614	6 Series
GA615	8 Series
GA616	10 Series
GA617	12 Series
GA618	14 Series

File Brushes

YA337A File Cleaner Brush (Blue-Point®)

- Bristle area of 3-1/2 x 1-1/2" with .013" (33 gauge) wire
- Wooden handle
- 7-1/2" long

Large Surface Scrapers

PKN90 Non-Marring Large Scraper

- Glass-reinforced nylon offers a great blend of flexibility and strength
- Non-marring composite material will not scratch soft metals, paint or composites
- Large handle for an easy grip
- Ideal for use on cylinder blocks or other large gasket mating surfaces
- Removes corrosion on flat metals (aluminum, steel, etc.) with suitable etch cleaners and rust removal solutions, primer preparation and cleaning
- Can be used with suitable chemicals, paint coatings, gel coats, etc.
- Ideal for lacquer/paint stripping and final smoothing on wood surfaces

PKNG90 Glass/Acrylic Large Scraper

- Designed for use on glass and acrylic surfaces
- Large handle for an easy grip
- Orange color visually identifies the difference from black nylon glass-filled products
- Works well when removing dirt/debris, windshield decals, adhesive mounts for mirrors, dealer stickers, tree sap, algae from fiberglass boats and window tinting



PKN90



PKNG90



- Keep away from children
- Read safety precautions on pages W1 to W4

SCRAPERS AND PUTTY KNIVES



Striking Scrapers

- Striking cap is designed for hammering
- Heavy-duty blade extends through the handle and meets the cap to equally distribute the striking force
- Thick, polished, high-carbon steel for durability
- Ergonomic soft grip handle for a secure grip when striking
- Can be used as a chisel or scraper

Stock No.	Description	Blade Width, inches	Set Contains:	
			PKNC301	PKNC300
PKNC150	Single Bevel	1-1/2		•
PKNC125C2	Dual Bevel	1-1/4		•
PKNC200	Single Bevel	2		•
PKNC050	Single Bevel	1/2	•	
PKNC075C2	Dual Bevel	3/4	•	
PKNC075	Single Bevel	3/4	•	

PKNC125C2 Dual Bevel Striking Scraper

- Dual bevel design for two distinct blade lengths
- Striking cap is designed for hammering
- Heavy-duty blade extends through the handle and meets the cap to equally distribute the striking force
- Thick, polished, high-carbon steel for durability
- Ergonomic soft grip handle for a secure grip when striking
- Can be used as a chisel or scraper



Non-Marring Scrapers

- Tips are matched for most popular applications, including badge/emblem/decals removal, gasket and molding removal, adhesive removal, and dirt and debris removal or cleaning
- Glass-reinforced nylon provides strength
- Lightweight and resistant to most automotive fluids
- Useable with hammers (block end/tap into position)
- Avoid scratching or gouging of soft materials

Stock No.	Blade Style	Blade Width, inches	Set Contains:		
			PKN500	PSN500	PPK300+
PKN1	Straight Blade	7/8	•		
PKN2	Straight Blade	1-1/4	•		
PKN3	Curved Blade	1-1/8	•		
PKN4	Angle Blade	3/4	•		
PKN5	Curved Blade	5/8	•		
PKN7	Curve Tube	5/8		•	
PKN8	45° Non-Marring Cutter/Scraper	—			
PKN9	3 mm Narrow Scraper	—			
PKN10	Large Bill Nose Scraper	1			
PKN12	Large Diamond-Head Scraper	1-1/4			
PKN13	Tube Scraper	1-3/8			
PBN7	Flat Fork	1-3/8			
PBN10	90° L	5/8		•	
PBN11	Narrow Wedge	5/8		•	
PBN12	Curve Cup	5/8		•	
PBN14	Narrow Point	5/8		•	
PBN15	90° Pry Tool	1-1/4			
PPK15	Pick	—			•
PPK20	Small Hook	—			•
PPK25	Large Hook	—			•
Kit Bag	—	—		C0100	C0100

*Includes storage pouch

Rigid Carbon Scrapers

- 1/4" square shanks are flared to form scraping edge
- Classic screwdriver-type handle

Stock No.	Length, inches	Blade Width, inches	Set Contains:	
			CSA300A*	
CSA12C	12-7/8	1	•	
CSA14C	14-1/8	1-1/2	•	
CSA8C	7-5/8	7/8	•	

Colors Available



* R O G
ADD SUFFIX TO STOCK NUMBER FOR SPECIAL COLORS

SCRAPERS AND PUTTY KNIVES



USS103



Non-Marring Tools

Stock No.	Description	Set Contains:		
		PPK300	PSN500*	PPN300
PBN10	90° L		•	
PBN11	Narrow Wedge		•	
PBN12	Curve Cup		•	
PBN14	Narrow Point		•	
PBN15	90° Pry Tool			
PKN7	Curve Tube		•	
PKN9	3 mm Narrow Scraper			
PKN10	Large Bill Nose Scraper			
PKN12	Large Diamond-Head Scraper			
PKN13	Tube Scraper			
PPK15	Pick		•	
PPK20	Small Hook		•	
PPK25	Large Hook		•	
PPN1030	7" Dual Tip Narrow Prying/Smoothing Tool			•
PPN2040	7" Medium Dual Tip Prying/Smoothing Tool			•
PPN4050	7" Wide Dual Tip Prying/Smoothing Tool			•

*Includes storage pouch

Knife Blade Scrapers (Blue-Point®)

- Remove gaskets, sealers and other caked-on materials
- Blade edge is designed to work effectively in both push and pull directions
- Stainless steel blades for durability
- Polished blades clean up easily
- Comfortable composite handles feature a contour thumb stop for maximum control and a wide hilt for control

Stock No.	Blade Style	Blade Length, inches	Length, inches	Set Contains:
US710	Spoon	3-3/8	8	•
US711	Chisel Tip	2-1/2	7-1/8	•
US712	Oyster	2-1/8	6-3/4	•

Putty Knives/Scrapers (Blue-Point®)

- Full-length steel blades for strength and durability
- Soft molded rubber handles provide a sure grip and are resistant to most solvents

Stock No.	Blade Length, inches	Blade Width, inches	Blade Style	Edge	Set Contains:
PK50A	3-1/2	2	Flexible	Straight	•
PK52A	3-19/32	1-1/4	Flexible	Straight	•
PK53A	3-19/32	1-1/4	Stiff Chisel	Single Bevel	•

Brass Putty Knives/Scrapers (Blue-Point®)

- Spring-tempered solid-brass blades are non-marring, non-sparking, nonmagnetic and noncorrosive
- Soft molded rubber handles provide a sure grip and are resistant to most solvents
- Flared neck design helps protect against hand slipping during use
- Stiff blade style

Stock No.	Handle Length, inches	Blade Length, inches	Blade Width, inches	Blade Style	Edge	Set Contains:
PKB50A‡	4-7/8	3-1/2	2	Stiff	Straight	•
PKB52A‡	4-7/8	3-19/32	1-1/4	Stiff	Straight	•
PKB53A‡	4-7/8	3-19/32	1-1/4	Stiff	Single Bevel	•

Walnut Handle Scrapers (Blue-Point®)

- Quality crafted for hard scraping applications
- Walnut wood handle for comfort
- Full-length heavy-duty blades for strength
- Large steel cap for striking capability
- Remove gaskets, sealants and body weld breakaway

Stock No.	Blade Length, inches	Blade Width, inches	Blade Style	Edge	Length, inches	Set Contains:
PKWLR53A	5-1/2	1-1/4	Straight	Chisel	9-1/2	•
PKWSS53A	2-3/4	1-1/4	Straight	Chisel	6-3/4	•
PKWBS53A	3-3/8	1-1/4	Angled	Chisel	7-1/8	•



PK500A



PKB500A



PKWHD53A



‡ These products can expose you to chemicals which are known to the state of California to cause cancer and reproductive harm. See pages 906-907 for details.
• Read safety precautions on pages W1 to W4

SCRAPERS AND PUTTY KNIVES



PK23A

Maple Handle Putty Knife (Blue-Point®)

- Mirror-finish hardened-steel blade extends through the hardwood handle, solidly riveted for durability
- Maple handle has a metal bolster where the handle meets the blade

Stock No.	Handle Length, inches	Blade Width, inches	Blade Style	Edge
PK23A	3-7/8	1-1/4	Heavy Chisel	Single Bevel



CS1

Scrapers

CS1 Flexible Wire Carbon Scraper (Blue-Point®)

- (10) blades made of oil-tempered spring steel
- Sliding ferrule is used to adjust to the required flexibility



PK70

PK70 Multipurpose Scraper (Blue-Point®)

- Used for gasket removal, deburring, car body work and rust removal
- Durable tungsten-carbide blades
- Ergonomic handle reduces fatigue
- Thumb grip allows precision scraping



MS400A

PK70DROP Replacement Drop Blade (Blue-Point®)

PK70PEAR Replacement Pear Blade (Blue-Point®)

PK70ROUND Replacement Round Blade (Blue-Point®)

PK70TRI Replacement Triangular Blade (Blue-Point®)



MS800

MS400A 4" Compact Scraper (Blue-Point®)

- Removes stickers, molding paint and decals
- Used with standard, single-edge steel or plastic razor blades
- Quick and easy blade changes
- Angled head provides maximum leverage



MS1300

MS800 8" Standard Scraper (Blue-Point®)

- Removes stickers, molding paint and decals
- Use with standard, single edge steel or plastic razor blades
- Quick and easy blade changes
- Angled head provides maximum leverage



MS3000

MS1300 13" Long Scraper (Blue-Point®)

- Removes stickers, molding paint and decals
- Use with standard, single edge steel or plastic razor blades
- Quick and easy blade changes
- Angled head provides maximum leverage



PKRS1

MS3000 Scraper Set (Blue-Point®)

- Includes MS400, MS800, MS1300 and MSRPACK5 in a storage case

PKRS1 Ergonomic Grip Razor Scraper (Blue-Point®)

- Three blade positions: closed, open and loading
- Rubberized contour grip provides comfort and a sure gripping surface
- Uses YA1800 Replacement Blades

EXHAUST, CUTTERS, EXPANDERS AND SPECIAL TOOLS (Blue-Point®)



VGP18210

Cutters

VGP18210 Chain Pipe Cutter (Blue-Point®)

- Quickly and easily cuts exhaust pipes with 13 alloy cutting wheels in the chain
- Cuts stainless steel, copper and PVC piping from 15–75 mm (19/32–2-15/16") in diameter, up to 2.6 mm (3/32") wall thickness
- Locking mechanism helps avoid lateral movement and misaligned cutting
- Large butterfly screw allows application of greater force to the cutting wheels with each series of cut



TC90A

TC90A Tailpipe Cutter (Blue-Point®)

- Handles cutting from 3/4–3-1/2" dia
- 16-link cutter chain is 12" long
- Threaded shaft with cross piece provides elasticity to help prevent the chain wheels from breaking
- Ideal for cutting the strut assembly to enable servicing of the strut cartridge

TC90A1 Chain Assembly (Blue-Point®)

- Includes one wheel and one roll pin

EXHAUST, CUTTERS, EXPANDERS AND SPECIAL TOOLS (Blue-Point®)

Exhaust Tools

YA1300 Manifold Jack (set of 2) (Blue-Point®)

- Used to expand the manifold to its original shape and bolt hole alignment
- Used with a 3/4" open end wrench

YA3202 ‡ Exhaust Hanger Removal Pliers (Blue-Point®)

- Removes hanger brackets from rubber mounting straps by placing jaw behind rubber grommet ring and forcing pin of pliers on the end of the steel hanger
- When handles are squeezed, the forcing pin pushes the ring off the hanger
- 14" long



Expanders

PH800 Tailpipe Expander with Collets (Blue-Point®)

- Simple and convenient set for tailpipe expansion jobs
- Using an impact wrench the pipe stretcher is a convenient, inexpensive alternative to a hydraulic pipe expander
- Can be used right on the vehicle
- Includes PH300 and (5) aluminum collets
- Expands from 1-5/8-4-1/4"
- Includes molded storage case

PH300 Tailpipe/Exhaust Stretcher (Blue-Point®)

- Stretches all types of exhaust pipe, including stainless steel, from 1-5/8-2-7/16"
- Used with an impact wrench



TUBING, CUTTERS, FLARING AND BENDING



TC123C



TC123CRH



TC15A



TC25A



TC28C

Cutters

TC123C Tubing Cutter (Blue-Point®)

- Handles tubing from 1/8-5/8" O.D.
- Can be used where clearance around tubing is less than 1-3/8"
- 1-1/2" long when closed and 2" long when open; feed knob is 7/8" in diameter

TC123C1 Cutting Wheel

- Extra cutter wheel for TC123C Tubing Cutter

TC123CRH Ratcheting Tube Cutter Handle (Blue-Point®)

- Handle for TC123C Tubing Cutter

TC15A Ratcheting Tube Cutter

- Ratchet action allows cutting all the way around the tubing by simply pumping the handle

- Handles 1/8-3/8" O.D. copper, plastic and PVC tubing
- Ideal for fuel, vacuum and air conditioning applications
- 3-7/8" long

TC15-7C Cutting Wheel

- Standard replacement cutting wheel for TC15A Ratcheting Tubing Cutter

TC15-HSS Small Cutting Wheel

- High-speed steel cutting wheel

TC25A Ratcheting Tubing Cutter (Blue-Point®)

- Designed for automotive, plumbing, air conditioning, marine, chemical laboratories, refineries and hydraulic industries
- Cuts steel, copper, brass, aluminum, plastic and PVC sizes 5/16-1-1/8" dia

- Ratcheting tubing cutter with unique spring-loaded action mechanism allows one or two tightening adjustments to complete the cut in very hard-to-reach places
- High-impact fiberglass handle is strong and lightweight

TC28C Tubing Cutter (Blue-Point®)

- Cuts soft metal tubing ranging from 1/8-1" in diameter
- Handles 1/8-1-1/8" O.D. capacity
- Micrometer-type adjustment
- Retractable locking reamer blade
- Cutter wheel is easily replaceable

TC28C1 Cutting Wheel

- Extra cutter wheel for TC28C tubing cutter

Universal Hydraulic Flaring Tool Set

TF600-2 Flaring Adaptor (5/16") (Blue-Point®)

- 5/16" flaring adaptor for push connect flares

TF600-3 Flaring Die Set (5/16") (Blue-Point®)

- 5/16" flaring die set for push connect flares

TF600-4 Flaring Adaptor (3/8") (Blue-Point®)

- 3/8" flaring adaptor for push connect flares

TF600-6 Flaring Adaptor (1/4") (Blue-Point®)

- 1/4" flaring adaptor for push connect flares

TF600-7 Flaring Die Set (1/4") (Blue-Point®)

- 1/4" flaring die set for push connect flares

TF7001 GM® Fuel Adaptor (5/16") (Blue-Point®)

- 5/16" GM® Fuel Line Adaptor

TF7002 GM® Fuel Die Set (5/16") (Blue-Point®)

- 5/16" GM® Fuel Line Die Set

TF7003 GM Fuel Adaptor (3/8") (Blue-Point®)

- 3/8" GM® Fuel Line Adaptor

TF7004 GM Fuel Die Set (3/8") (Blue-Point®)

- 3/8" GM® Fuel Line Die Set



- ‡These products can expose you to chemicals which are known to the state of California to cause cancer and reproductive harm. See pages 906-907 for details.
- Read safety precautions on pages W1 to W4

TUBING, CUTTERS, FLARING AND BENDING



TBS100



TBS200A



TBS300

Bending Tools

TBS100 Tubing Bender (Blue-Point®)

- Bends tubing up to 1/4" O.D.
- Bends copper, brass, Bundy weld, non-coated brake lines and more
- Comfort grip handle
- 7" long

TBS200A Multipurpose Tubing Bender (Blue-Point®)

- Makes left, right or offset bends up to a 90° angle
- Degrees shown on tool for accurate bends
- Handles 3/16, 1/4, 5/16 and 3/8" (4, 6 and 8 mm) O.D. aluminum, copper and stainless steel tubing
- Aluminum unit is 8-1/4" long when opened

TBS300 Tubing Bender (Blue-Point®)

- Easily bend 1/4, 5/16 and 3/8" O.D. soft copper or aluminum tubing up to 180°
- Degrees, in 15° increments, shown on tool for accurate bends
- Pull lever to easily disengage the tool after bending
- Cushioned handles provide comfort and control, even with greasy hands
- Offset handles provide hand clearance when making 180° bends
- Lightweight die-cast aluminum construction
- 10-1/2" long

TUBING: FLARING AND BENDING



TF528D



TF5A



TFM5A



TF275A



TFM428



TFL500



TFL800



TFLM800

Flaring Tool Sets (Blue-Point®)

TF528D Tube Cutting and Double Flaring Set (Blue-Point®)

- Includes a tubing cutter, double flaring set with a flaring bar, rod handle, yoke and (5) adaptors (3/16, 1/4, 5/16, 3/8 and 1/2")
- Includes a storage case

TF5A † Double Flaring Tool Set (Blue-Point®)

- Makes double or single flares on soft steel, brass or aluminum tubing from 3/16–1/2" O.D.
- Makes a smooth fitting, crack-free 45° flare
- Set includes (5) adaptors, a yoke assembly, bar assembly and handle
- Storage case included

TFM5A † Metric Double Flaring Tool Set (Blue-Point®)

- Same design as TF5A except for tubing with a O.D. from 4.75–10 mm
- Set includes a yoke, bar assembly, handle and (5) adaptors (4.75, 5, 6, 8 and 10 mm)

TF275A Flaring and Swaging Set (Blue-Point®)

- 45° flare or swage soft copper, brass or aluminum tubing
- Die blocks handle 1/8, 3/16, 1/4, 5/16, 3/8, 7/16, 1/2, 5/8 and 3/4" O.D. tubing
- Swages 3/16, 1/4, 5/16, 3/8, 1/2, 5/8 and 3/4" O.D. tubing
- Includes TF275PB Storage Case

TFM428 Metric Bubble Flaring Set (Blue-Point®)

- For automotive brake systems
- Designed for crack-free bubble flares on soft wall tubing up to a .028" wall thickness
- Adaptors included for 4.75, 6, 8 and 10 mm flares
- Includes TFM428PB storage case

TFL20MK † Master Inline Flaring Kit (Blue-Point®)

- Unique design locks the adaptors, cone, and tube in a perfect line to help make perfect factory flares every time

- Clamp and set screws put pressure directly over the tube, greatly reducing the chance of the tube slipping from the clamp; increases the overall life of the clamp by not wearing down the teeth inside from repeated slipping
- Slender low-profile design allows the user to make flares on the vehicle in tight spaces
- Flares can be achieved along the frame rails or areas in the engine compartment, saving the user time from having to remove components or complete lines to make repairs
- Kit includes the constant tension tubing cutter

TFL500 † Flaring Kit (Blue-Point®)

- Used with a ratchet to make consistent flares faster and easier
- Makes double flares on 3/16" and 4.75 mm tubing
- Low-profile design allows for use on or off the car
- Inline design makes a more accurate flare
- Double clamp and hex screw design keeps tubing locked tightly in position
- For use on thin-walled steel and copper tubing

TFL800 † Flaring Kit (Blue-Point®)

- Used with a ratchet to make consistent flares faster and easier
- Makes double flares on 3/16" and 4.75 mm tubing
- Low-profile design allows for use on or off the car
- Inline design makes a more accurate flare
- Double clamp and hex screw design keeps tubing locked tightly in position
- For use on thin-walled steel and copper tubing

TFLM800 † Flaring Kit (Blue-Point®)

- Used with a ratchet to make consistent flares faster and easier
- Makes double flares on 4.75, 5, and 6 mm tubing
- Low-profile design allows for use on the car or off
- Inline design makes a more accurate flare
- Double clamp and hex screw design keeps tubing locked tightly in position
- For use on thin-walled steel and copper tubing



Boot Pliers

YA824C Spark Plug Boot Pliers (Blue-Point®)

- 45° offset jaws
- Vinyl-coated jaws and handles assure gripping ability
- Used only on automotive type ignition systems
- 9-1/2" long

YA824ASTR Boot Pliers (Blue-Point®)

- Straight jaw version of YA824C
- 9-3/4" long

SBP5 Boot Pliers (Blue-Point®)

- Five positions for easy access to restricted spark plugs
- Internal spring keeps pliers in the open position
- Vinyl-coated jaws and handles
- Black industrial finish
- 10" long

SBP3 Boot Pliers (Blue-Point®)

- Vinyl-coated offset jaw tips will pull most US and import spark plug boots, including the back plugs on late-model Porsche® and Mercedes-Benz® vehicles
- Vinyl-covered handles are cushioned for comfort

YA8230 Valve Stem Seal Pliers (Blue-Point®)

- Removes valve stem seals from overhead camshaft engines, including four valve-per-cylinder engines that have restricted access to the valve stem seal
- Gripping serrations in the pliers tip easily grab both OEM and aftermarket seals with ease
- Easy-grip handles

Porcelain Extractors

FSPPRK Porcelain Extractor Set

- Used in combination with the FSPK Spark Plug Extractor set on Ford® vehicles to remove any porcelain left behind from the process of extracting the plug
- Tool does not push the porcelain through the sleeve, preventing engine damage
- Four cylinders can be worked on at one time to save time and money
- Set includes porcelain repair kit for use on Ford® vehicles, pins (10 pk), special Loctite® 680 adhesive (5 mL) to remove broken porcelain, clean out wire and blow-molded storage case
- Applications (engines covered): 4.6 L V8 2005–2008 (Ford® Mustang®, Explorer®, Mercury® Mountaineer®); 5.4 L V8 2004–2008 (Ford® F-150, F-250 Super-Duty, F-350 Super-Duty, E-450 Super-Duty, Expedition, Lincoln® Navigator®, Mark LT); 6.8 L V-10 2005–2008 (Ford® F-250 Super-Duty, F-350 Super-Duty, F-450 Super-Duty, F-550 Super-Duty, E-450 Super-Duty, E-450 Econoline®)

FSPPRK1 ‡ Porcelain Repair Kit for Ford® Vehicles

- Includes washer, center screw, guide, hex nut and end nut

FSPPRK2 Pins (10 pk)

- (10 pk)

FSPPRK3 Loctite® 680

- 5 mil

FSPPRK4 ‡ Clean Out Wire

- Cleans hole

FSPPRKPB Storage Case (Blue-Point®)

Spark Plug Extractors

FSPK ‡ Spark Plug Extractors

- Removes broken spark plugs from the cylinder head on Ford® Triton 5.4 L three-valve engines, 4.6 L engines and 6.8 L engines without removing the head

Stock No.	Description	Set Contains:
FSPK1 ‡	Barrel	•
FSPK2 ‡	Threaded Shaft	•
FSPK3	Nut	•
FSPK4	Thrust Washer	•
FSPK5 ‡	Vinyl Cap	•
T910M	M9-1 Metric Thread Tap	

Optional Tap Holder TDL8-10



Spark Plug Tools

SPRTLM203 ‡ 3 pc 3/8" Drive Metric Spark Plug Rethread Kit

- 8" length eliminates the need for extensions, allowing for a more positive feel while reducing the chance of cross-threading
- Eliminates the possibility of dropping the tool into the cylinder head
- Services all major vehicle platforms using 12, 14, and 16 mm spark plugs
- Taps feature a 5/8" hex head and a 3/8" square drive

SPRTLM12 ‡ 3/8" Drive 12 mm Metric Spark Plug Rethreader

SPRTLM14 ‡ 3/8" Drive 14 mm Metric Spark Plug Rethreader

SPRTLM16 ‡ 3/8" Drive 16 mm Metric Spark Plug Rethreader



• ‡ These products can expose you to chemicals which are known to the state of California to cause cancer and reproductive harm. See pages 906-907 for details.
• Read safety precautions on pages W1 to W4

SPARK PLUG SERVICE TOOLS



Spark Plug Tools

YA832A Spark Plug Firing Indicator (Blue-Point®)

- Test spark plugs, coils and distributors on breaker point and electronic ignition systems
- Blunt nose tip prevents lead puncturing
- High-intensity bulb and viewing window for greater flash concentration
- 4-3/4" long

YA840 In-Line Spark Tester (Blue-Point®)

- Quickly diagnoses ignition systems
- Works on all ignition systems including the distributorless type
- Status of indicator light shows if a problem exists in the ignition system or fuel system

HB5PK Spark Plug File Set

- Fine, single-cut tungsten file for smoothing or cleaning spark plug and other contact points
- Includes (2) HB5 spark plug files

FRT10 † Spark Plug Insert Installer Set (Blue-Point®)

- Repairs damaged heads from blown spark plugs with an alloy steel insert in as little as 15-45 minutes
- Services modular cylinder heads on 4.6 L, 5.4 L and 6.8 L Ford® vehicles
- Set includes tap, core drill, guide, storage case, instructional DVD and spark plug insert

FRT12 † Three-Valve Insert Kit for Ford® Vehicles (Blue-Point®)

- Repairs cylinders without removing the head
- Custom guide, tap and drill for quick and simple repair of damaged threads
- Unique insert installer makes the job quick and easy
- Works on three-valve 5.4 L and 6.8 L engines built before 10/9/2007
- Also works on three-valve 4.6 L engines built before 11/30/2007 found on many 2004-2008 Ford®, Lincoln® and Mercury® vehicles
- Set includes tap, core drill, guide, insert installer, insert and storage case

YA6845 Spark Plug Boot Remover

- For use on ripped or stuck spark plug boots
- Easily saves time, especially when the spark plug is in a recessed or confined area where vision is limited
- Made from high-quality heat-treated steel
- High-tech black finish

S9714MKDMAG 3/8" Drive 12-Point Metric 14 mm Flank Drive®

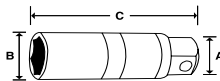
Magnetic Spark Plug Socket

- Spark plug extends through the socket for access in tight quarters
- Magnetic retention offers smooth release and will not wear out
- Side through-hole for secure extension retention
- Snap-on® sockets using the Flank Drive® wrenching system grip the fastener on the flanks/flats, delivering 15-25% more turning power
- Manufactured from the highest quality proprietary steel, providing optimum strength and durability
- Nickel-chrome plating helps protect against corrosion and makes it easy to wipe clean
- Spark plug socket is cold formed for extended tool life
- Knurled surface for finger tightening and removal

FLANK DRIVE® SPARK PLUG SOCKETS



S9721A



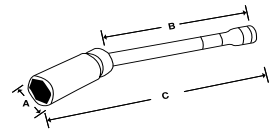
3/8" Drive Double Swivel Universal

- Used for rear spark plug removal or installation on transverse V6 engines

#	6	C	Rubber Insert
5/8	S9721A	4-13/16	S9706KARI



FSXK320A



3/8" Drive Flexible Extensions

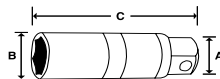
#	6	B	C	Rubber Insert
5/8	FSXK320A	2-15/32	5-11/32	S9706KARI



S9706KFUA



S9706KFUAMAG



Universal

#	6	A	B	C	Rubber Insert
13/16"	S9704KFUA	3/8	13/16	3-9/16	S9705A2
5/8"	S9706KFUA	3/8	5/8	3-23/32	S9706KARI
14 mm	S9714MKFUA	3/8	25/32	3-1/8	S9714MK-2
9/16"	S9716KFUA	3/8	3/4	2-15/16	S9714MK-2
5/8	S9706KFUAMAG	3/8	27/32	3-3/4	—



S9710KC

Ball Joint Swivel

#	6	C	Rubber Insert
13/16	S9709KB	3-25/32	S9705A2
5/8	S9710KC	3-25/32	S9706KARI



S9706KMAG

Magnetic

#	6	B	C
9/16	S9716KLMAG	25/32	5-7/8
5/8	S9706KMAG	27/32	2-27/32
13/16	S9704KMAG	1-1/16	2-11/16
14	S9714MKMAG	19.55	56.38

FLANK DRIVE® SPARK PLUG SOCKETS



S9716KR



S9706KRFUA



S9704KR



S9714MKR

Retention

- Patented tapered hex design securely retains spark plug in socket without rubber insert or magnet
- Patented diamond wedge design with six wedges equally aligns the plug in the center to avoid damage to the porcelain (US Patent #6,626,067)
- Spark plug is easily disengaged by applying gentle side pressure
- Spark plug extends through the socket for access in tight quarters
- Side through hole for secure extension retention for coil on plug applications
- Snap-on® sockets using the Flank Drive® wrenching system grip the fastener on the flanks/flats which deliver 15–25% more turning power
- Manufactured from the highest quality proprietary steel, providing optimum strength and durability
- Nickel-chrome plating helps protect against corrosion and makes it easy to wipe clean
- Spark plug socket is cold-formed for extended tool life
- Knurled surface for finger tightening/removal
- External hex on standard models for restricted-access applications

#	6	A	B	C
9/16"	S9716KR	5/8	25/32	2-3/8
5/8"	S9706KRFUA	N/A	27/32	3-3/4
5/8"	S9706KRA	11/16	27/32	2-7/8
13/16"	S9704KR	7/8	1-1/16	2-27/32
14 mm	S9714MKR	16 mm	19.6 mm	60.3 mm

ANSI® B107.34M

S9704KR 3/8" Drive 6-Point SAE 13/16" Flank Drive® Standard Retention Spark Plug Socket

- Applications include the removal and installation of 13/16" spark plugs

S9706KRA 3/8" Drive 6-Point SAE 5/8" Flank Drive® Standard Retention Spark Plug Socket

- Applications include 4.7 L engines used on Jeep® Commander and Grand Cherokee®, RAM®, Durango® and Dakota® plus Chrysler® Aspen® vehicles, plus general applications on autos, light trucks, motorcycles and power equipment

S9706KRFUA 3/8" Drive 6-Point SAE 5/8" Flank Drive® Universal Retention Spark Plug Socket

- Applications include 4.7 L engines used on Jeep® Commander and Grand Cherokee®, RAM®, Durango® and Dakota® plus Chrysler® Aspen® vehicles, plus general applications on autos, light trucks, motorcycles and power equipment

S9714MKR 3/8" Drive 6-Point Metric 14 mm Flank Drive® Retention Spark Plug Socket

- Applications include 14 mm spark plugs used in Nissan® 1.8 L Versa® and 2.0 L Sentra®, Mercedes® and BMW® vehicles

Special Application

- Spark plug extends through the socket for access in tight quarters
- Patented tapered hex design securely retains the spark plug in the socket without a rubber insert or magnet
- Patented diamond wedge design with six wedges equally aligns the spark plug in the center to avoid damage to the porcelain
- Spark plug is easily disengaged from the socket by applying gentle side pressure to break the contact
- 5/8" offset spark plug socket for limited-access situations
- Side through-hole for secure extension retention
- Snap-on® sockets using the Flank Drive® wrenching system grip the fastener on the flanks/flats, delivering 15–25% more turning power
- Manufactured from the highest quality proprietary steel, providing optimum strength and durability
- Nickel-chrome plating helps protect against corrosion and makes it easy to wipe clean
- Spark plug socket is cold formed for extended tool life

S9723 3/8" Drive 12-Point SAE 5/8" Flank Drive® Offset Spark Plug Socket

- Knurled surface for finger tightening and removal

S9704RHS 3/8" Drive 6-Point SAE 13/16" Flank Drive® Low-Profile Spark Plug Socket

- Low-profile socket easily reaches spark plugs without interference from custom exhausts or chassis
- Knurled surface for finger tightening and removal

S9724RHS 3/8" Drive 6-Point SAE 5/8" Flank Drive® Low-Profile Spark Plug Socket

- Low-profile socket easily reaches spark plugs without interference from custom exhausts or chassis



S9723



S9704RHS



S9724RHS

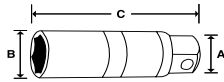
OGS1528 1/2" Drive 6-Point SAE 7/8" Spark Plug Socket

- Manufactured from special alloy steel
- Precision machined and heat treated for optimum strength and durability
- Retaining ring holds the spark plug in the socket to aid in removal and installation
- Used for removing and installing spark plugs on large Waukesha® Engine Generators



- Do not use chrome or industrial finish hand tools with impact drivers
- †These products can expose you to chemicals which are known to the state of California to cause cancer and reproductive harm. See pages 906-907 for details.
- Read safety precautions on pages W1 to W4

FLANK DRIVE® SPARK PLUG SOCKETS



S9706KA



S6106KA



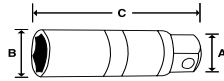
S9711KA



S9714MKL



S9714MK



S9714MKDFUA



S9720KA

Standard, inches

		A	B	C	Rubber Insert
9/16	S9716KA	5/8	23/32	2-1/8	S9714MK-2
3/4	S9718KA	3/8	31/32	2-13/32	S9705A2
13/16	S9704KA	3/8	7/8	2-3/4	S9705A2
7/8	S6106KA	3/8	7/8	3-13/64	S6106-2R

ASME®/ANSI® B107.34M
Designed for aircraft applications

Standard, mm

			A	B	C	Rubber Insert
18	S9711KA	—	11/16"	24.3	66.9	S9706KARI
14	—	S9714MK	16.0	19.6	149.2	S9714MK-2
14	—	S9714MKDL	16.0	19.6	149.2	S9714MK-2
14	S9714MKL	—	16.0	19.6	149.2	S9714MK-2

ASME®/ANSI® B107.34M

Universal

		A	B	C	Style
14	S9714MKDFUA	3/8	25/32	3-1/8 (79.5)	12-Point

S9714MKDFUA 3/8" Drive 12-Point Metric 14 mm Spark Plug Socket

- Spark plug extends through the socket for access in tight quarters
- Patented tapered hex design securely retains the spark plug in the socket without a rubber insert or magnet
- Patented diamond wedge design with six wedges equally aligns the spark plug in the center to avoid damage to the porcelain
- Spark plug is easily disengaged from the socket by applying gentle side pressure to break the contact
- Side through hole for secure extension retention
- Snap-on® sockets using the Flank Drive® wrenching system grip the fastener on the flanks/flats, delivering 15–25% more turning power
- Manufactured from the highest quality proprietary steel, providing optimum strength and durability
- Nickel-chrome plating helps protect against corrosion and makes it easy to wipe clean
- Spark plug socket is cold formed for extended tool life
- Knurled surface for finger tightening and removal

Extra-Deep

		C	Rubber Insert
13/16	S9719KA	5-7/8	S9719-2A
5/8	S9720KA	5-31/32	S9706KARI
9/16	S9716KL	5-7/8	S9714MK-2

SPARK PLUG SOCKETS (Blue-Point®)



BLPSPS3858



BLPSPS381316

Spark Plug, Inches, Chrome (Blue-Point®)

		Length, inches
5/8	BLPSPS3858	2-9/16
13/16	BLPSPS381316	2-1/4

THREAD RESTORING: RETHREADING TAPS AND DIES

Rethreading Tap and Die Set Components

Type	Size, inches (mm)	Stock No.	Set Contains:				
			RTD48†	TRC3†	TRF3†	RTD15M†	
 NC Rethreading Taps	1/4–20 (6.3–508)	TRT2520A‡	•	•			
	5/16–18 (8–457.2)	TRT3118A‡	•	•			
	3/8–16 (9.5–406.4)	TRT3716A‡	•	•			
	7/16–14 (11–355.6)	TRT4314A‡	•	•			
	1/2–13 (12.7–330.2)	TRT5013A‡	•	•			
	9/16–12 (14–304.8)	TRT5612A‡	•	•			
 NF Rethreading Taps	1/4–28 (6.3–711.2)	TRT2528A‡	•		•		
	5/16–24 (8–609.6)	TRT3124A‡	•		•		
	3/8–24 (9.5–609.6)	TRT3724A‡	•		•		
	7/16–20 (11–508)	TRT4320A‡	•		•		
	1/2–20 (12.7–508)	TRT5020A‡	•		•		
	9/16–18 (14–457.2)	TRT5618A‡	•		•		
 Metric Rethreading Taps	(M6 x 1)	TRT51‡	•			•	
	(M8 x 1.25)	TRT53‡	•			•	
	(M10 x 1.5)	TRT54‡	•			•	
	(M10 x 1.25)	TRM1025-2‡	•			•	
	(M12 x 1.75)	TRT55‡	•			•	
	(M12 x 1.5)	TRT56‡	•			•	
	(M12 x 1.25)	TRT57‡	•			•	
	(M10 x 1.00)	TRT101‡	•				
	(M11 x 1.50)	TRT11150‡	•				
	(M14 x 1.50)	TRT14150‡	•				
 NC Rethreading Dies	1/4–20 (6.3–508)	TR2520A‡	•	•			
	5/16–18 (8–457.2)	TR3118A‡	•	•			
	3/8–16 (9.5–406.4)	TR3716A‡	•	•			
	7/16–14 (11–355.6)	TR4314A‡	•	•			
	1/2–13 (12.7–330.2)	TR5013A‡	•	•			
	9/16–12 (14–304.8)	TR5612A‡	•	•			
	5/8–11 (15.8–279.4)	TR6211A‡	•	•			
	3/4–10 (19–254)	TR7510A‡	•	•			
	7/8–9 (22–228.6)	TR8759A‡	•	•			
	1-8	TR10008A‡	•	•			
	1-1/8–7 (28.5–177.8)	TR11257A‡	•	•			
	1-1/4–7 (31.7–177.8)	TR12507A‡	•	•			
	 NF Rethreading Dies	1/4–28 (6.3–711.2)	TR2528B‡	•		•	
		5/16–24 (8–609.6)	TR3124B‡	•		•	
		3/8–24 (9.5–609.6)	TR3724B‡	•		•	
7/16–20 (11–508)		TR4320B‡	•		•		
1/2–20 (12.7–508)		TR5020B‡	•		•		
9/16–18 (14–457.2)		TR5618B‡	•		•		
5/8–18 (15.8–457.2)		TR6218B‡	•		•		
3/4–16 (19–406.4)		TR7516A‡	•		•		
7/8–14 (22–355.6)		TR8714A‡	•		•		
1-14		TR10014A‡	•		•		
1-1/8–12 (28.5–304.8)		TR11212A‡	•		•		
1-1/4–12 (31.7–304.8)		TR12512A‡	•		•		
 Metric Rethreading Dies	(M6 x 1)	TDM51B‡	•			•	
	(M8 x 1.25)	TDM53B‡	•			•	
	(M10 x 1.25)	TRM1025-1‡	•			•	
	(M10 x 1.5)	TDM54B‡	•			•	
	(M12 x 1.75)	TDM55B‡	•			•	
	(M12 x 1.5)	TDM56B‡	•			•	
	(M12 x 1.25)	TDM57B‡	•			•	
	(M10 x 1.00)	TR101‡	•				
(M11 x 1.50)	TR11150‡	•					
(M14 x 1.50)	TR14150‡	•					

- WSK12-1‡ M14 x 2.00 Stud Installer (Blue-Point®)
- WSK12-PB‡ Plastic Box (Blue-Point®)
- WSK755-2‡ M14 x 1.50 Socket (Blue-Point®)
- WSK755-3‡ 1/2" -20 Socket (Blue-Point®)

- WSK755-5‡ Washer (Blue-Point®)
- WSK755-6‡ Spacer (Blue-Point®)
- WSK938-3‡ M12 x 1.25 Socket (Blue-Point®)
- WSK938-4‡ M12 x 1.50 Socket (Blue-Point®)



RTD48

RTD48‡ 48 pc Master Rethreading Tap and Die Set

- Includes taps and dies, plus thread restorer files
- Repair or renew damaged threads using a socket or wrench (not for hardened threads or cutting the threads)
- Includes a rugged storage case



TRC3

TRC3 18 pc Coarse US Rethreading Tap Set (Blue-Point®)

- Includes (6) NC taps and (12) NC dies
- Silver finish



TRF3

TRF3 18 pc Fine US Rethreading Tap Set (Blue-Point®)

- Includes (6) NF taps and (12) NF dies
- Black finish



RTD15M

RTD15M‡ 14 pc Metric Tap and Die Set (Blue-Point®)

- Includes (7) metric dies and (7) metric taps
- Gold finish



- Rethreading tools are for renewing existing threads, do not use for cutting new threads on hardened steel
- Do not use chrome or industrial finish hand tools with impact drivers
- ‡These products can expose you to chemicals which are known to the state of California to cause cancer and reproductive harm. See pages 906-907 for details.
- Read safety precautions on pages W1 to W4

THREADING: TAP AND DIE SETS

SAE/Metric Combination Set

TDTDM117A 117 pc Master Tap and Die Set

- Includes all components of the TDTDM500A SAE/Metric set plus 41 pc 118° high-speed steel drill bit set in SAE, metric, wire gauge and letter sizes, and (5) spiral screw extractors
- Each drill bit matches to corresponding tap size for correct fit
- Set offers a complete assortment of high-carbon steel taps and dies in SAE and metric sizes
- Tap/drill charts and tool diagrams included
- Set packaged in a storage case



Set Contains: TD9902B TD9902 TD2425 TDP6 TDTDM500A

National Fine Threads (adjustable dies)	Thread Size	Tap Stock No.	Die Stock No.	Die Type	US Set	US Set	US Set	US Set	US/Metric Set
	1/4"-28 NF	T105	D015	1" Double Hex Adjustable		•	•		•
	5/16"-24 NF	T106	D016	1" Double Hex Adjustable		•	•		•
	3/8"-24 NF	T107	D017	1" Double Hex Adjustable		•	•		•
	7/16"-20 NF	T108	D018	1" Double Hex Adjustable		•	•		•
	1/2"-20 NF	T109	D019	1" Double Hex Adjustable		•	•		•
	1/2"-20 NF	—	DR019	1-1/2" Round Adjustable	•				
	9/16"-18 NF	T125	DR035	1-1/2" Round Adjustable	•	•			
	5/8"-18 NF	T126	DR036	1-1/2" Round Adjustable	•	•			
	3/4"-16 NF	T127	DR037	1-1/2" Round Adjustable	•	•			
	7/8"-14 NF	T128	DR042	2" Round Adjustable	•	•			
	1"-14 NF	T129	DR043	2" Round Adjustable	•	•			
National Fine Threads (non-adjustable dies)	1/4"-28 NF	T105	GA541-1428	1" Single Hex Non-Adjustable					
	5/16"-24 NF	T106	—	—					
	3/8"-24 NF	T107	GA541-3824	1" Single Hex Non-Adjustable					
	7/16"-20 NF	T108	—	—					
	1/2"-20 NF	T109	—	—					
National Coarse Threads (adjustable dies)	1/4"-20 NC	T100	D010	1" Double Hex Adjustable		•	•		•
	5/16"-18 NC	T101	D011	1" Double Hex Adjustable		•	•		•
	3/8"-16 NC	T102	D012	1" Double Hex Adjustable		•	•		•
	7/16"-14 NC	T103	D013	1" Double Hex Adjustable		•	•		•
	1/2"-13 NC	T104	D014	1" Double Hex Adjustable		•	•		•
	1/2"-1 NC	—	DR014	1-1/2" Round Adjustable		•			
	9/16"-12 NC	T120	DR030	1-1/2" Round Adjustable	•	•			
	5/8"-11	T121	DR031	1-1/2" Round Adjustable	•	•			
	3/4"-10 NC	T122	DR032	1-1/2" Round Adjustable	•	•			
	7/8"-9 NC	T123	DR040	2" Round Adjustable	•	•			
	1"-8 NC	T124	DR041	2" Round Adjustable	•	•			
National Coarse Threads (non-adjustable dies)	1/4"-20 NC	T100	GA541-1420	1" Single Hex Non-Adjustable					
	5/16"-18 NC	T101	GA541-51618	1" Single Hex Non-Adjustable					
	3/8"-16 NC	T102	GA541-3816	1" Single Hex Non-Adjustable					
	7/16"-14 NC	T103	GA541-71614	1" Single Hex Non-Adjustable					
	1/2"-13 NC	T104	GA541-1213	1" Single Hex Non-Adjustable					
Machine Screw Threads (adjustable dies)	4-40	T111A	D021A	5/8" Double Hex Adjustable		•	•		•
	6-32	T112	D022	5/8" Double Hex Adjustable		•	•		•
	8-32	T113	D023	5/8" Double Hex Adjustable		•	•		•
	10-24	T114	D024	5/8" Double Hex Adjustable		•	•		•
	10-32	T115	D025	5/8" Double Hex Adjustable		•	•		•
	12-24	T116	D026	5/8" Double Hex Adjustable		•	•		•
Machine Screw Threads (non-adjustable dies)	4-40	T111A	—	—					
	6-32	T112	GA541-632	5/8" Single Hex Non-Adjustable					
	8-32	T113	—	—					
	10-24	T114	GA541-1024	5/8" Single Hex Non-Adjustable					
	10-32	T115	GA541-1032	5/8" Single Hex Non-Adjustable					
	12-24	T116	GA541-1224	5/8" Single Hex Non-Adjustable					
Pipe Threads (adjustable dies)	1/8"-27 NPT	T110	—	—			•	•	•
	1/8"-27 NPT	—	D020	1" Double Hex Non-Adjustable		•	•		•
	1/4"-18 NPT	T130	—	—	•	•			•
	1/4"-18 NPT	—	DR033	1-1/2" Round Adjustable	•	•			
	3/8"-18 NPT	T131	—	—				•	
	1/2"-14 NPT	T132	—	—				•	
	3/4"-14 NPT	T133	—	—				•	
	1"-11-1/2" NPT	T134	—	—				•	
Pipe Threads (non-adjustable dies)	1/8"-27 NPT	T110	GA541-1827	1" Double Hex Non-Adjustable					

TDP6-1 Wood Box (for TDP6) (Blue-Point®)
 TDTDM500AMT Plastic Box (for TDTDM500A)

Master Spindle Rethreading Set

Set Contains: RD20‡

Stock No.	Rethreading Die Size	
RD7-1‡	M24 x 1.5	•
RD7-2‡	M24 x 2	•
RD7-3‡	M22 x 1	•
RD7-4‡	M22 x 1.5	•
RD7-5‡	M20 x 1.5	•
RD7-6‡	3/4"-20	•
RD7-7‡	13/16"-20	•
RD7-9‡	M20 x 1.25	•
RD7-10‡	3/4"-16 NF	•
RD7-11‡	7/8"-14 NF	•
RD7-12‡	1"-14 NS	•
RD7-13‡	11/16"-24 NF	•
RD7-14‡	M25-1.5	•
RD7-15‡	M27-2	•
RD7-16‡	27/32"-20 NF	•
RD7-17‡	M16-1	•
RD7-18‡	M16-1.5	•
RD7-19‡	M18-1.5	•
RD7-20‡	M19-1.5	•
RD7-21‡	M20-1	•
RD7-22‡	Storage Case	



RD20

RD20 ‡ 20 pc Master Spindle Rethreading Set

- Repair and renew damaged threads on stub axles and spindles for most vehicles
- Dies are manufactured from high-tempered steel for strength and durability
- Each die size is embossed in the case directly below each die for easy identification and selection
- 6-point hex used with socket or wrench
- Application chart included
- Includes storage case

Spindle Rethreading Set

RD8 ‡ 8 pc Spindle Rethreading Set

- For most imported or US front wheel drive vehicles

Set Contains: RD8‡

Stock No.	Rethreading Die Size	
RD7-1‡	M24 x 1.5	•
RD7-2‡	M24 x 2	•
RD7-3‡	M22 x 1	•
RD7-4‡	M22 x 1.5	•
RD7-5‡	M20 x 1.5	•
RD7-6‡	3/4"-20	•
RD7-7‡	13/16"-20	•
RD7-9‡	M20 x 1.25	•



RD8

Light Truck Spindle Rethreading Set

RD8LT ‡ 8 pc Light Truck Spindle Rethreading Set (Blue-Point®)

- For use on 4WD front and rear axle housings, and medium- to heavy-duty 2WD trucks (rear axle)
- Restore axle housing and bearing/hub retention threads

Set Contains: RD8LT‡

Stock No.	Rethreading Die Size	
RD7-23‡	2"-16	•
RD7-25‡	1-5/8"-16	•
RD7-27‡	Left Hand, 2"-16	•
RD7-28‡	2-1/8"-16	•
RD7-29‡	2-1/4"-16	•



RD8LT



- Rethreading tools are for renewing existing threads, do not use for cutting new threads on hardened steel
- ‡These products can expose you to chemicals which are known to the state of California to cause cancer and reproductive harm. See pages 906-907 for details.
- Read safety precautions on pages W1 to W4


THREAD RESTORING: FILES AND THREAD CHASERS



T14125

Metric Spark Plug Hole Taps

Stock No.	Size
T10100	M10 x 1.00
T12125	M12 x 1.25
T14125	M14 x 1.25
T18150	M18 x 1.50
T2818	7/8"-18 NF



TDM101

Thread Gauge

TDM101 Metric Bolt and Thread Gauge

- Bolt diameter range of 2.3–24 mm (with inch/decimal equivalents)
- Thread gauge sizes: .35–3 mm



TD1040

Tap and Die Accessories

TD1040 SAE Thread Pitch Gauge

- Measures US or sharp V threads
- Includes 18 plated blades for the following thread sizes: 8, 9, 10, 11, 11-1/2, 12, 13, 14, 16, 18, 20, 24, 27, 28, 32, 36, 40 and 44 threads per inch



TFTFM932A

Thread Restoring Files

TFTFM932A 3 pc Thread Restoration File Set (Blue-Point®)

- Includes (3) commonly needed files
- Files feature a black industrial finish and comfortable vinyl handles
- Files service a range of 9–32 threads per inch and 0.75–3 mm pitches
- Includes a TFTFM932-1 Vinyl Kit Bag for storage

TF1124B ‡ Thread Restorer File (Blue-Point®)

- 11, 12, 13, 14, 16, 18, 20 and 24 threads per inch

TF1127B ‡ Thread Restorer File (Blue-Point®)

- 9, 10, 12, 16, 20, 27, 28 and 32 threads per inch

TFM7530B ‡ Thread Restorer File (Blue-Point®)

- For any diameter right- or left-hand threads
- Removable vinyl handle
- Eight pitches: .75, 1, 1.25, 1.5, 1.75, 2, 2.5 and 3 mm



TF1124B

THREADING: TAP AND DIE SETS



TD9902B



TD2425



TDTDM500A



TDM99117



TDM99117B



TDM117A

Set Contains:

TD9902B TD9902 TD2425 TDTDM500A TDM99117 TDM99117B TDM117A

	Thread Size	Tap Stock No.	Die Stock No.	Die Type	SAE Set	SAE Set	SAE Set	SAE/Metric Set	Metric Set	Metric Set	SAE/Metric Set
Metric Threads	M3 x .50	T305M	D305M	5/8" Double Hex Adjustable				•	•		•
	M3 x .60	T306M	D306M	5/8" Double Hex Adjustable							
	M4 x .70	T407M	D407MA	5/8" Double Hex Adjustable				•	•		•
	M4 x .75	T4075M	D4075M	5/8" Double Hex Adjustable				•	•		•
	M5 x .80	T508M	D508MA	5/8" Double Hex Adjustable				•	•		•
	M5 x .90	T509M	D509M	5/8" Double Hex Adjustable				•	•		•
	M6 x 1.00	T610M	D610MA	5/8" Double Hex Adjustable				•	•		•
	M7 x 1.00	T710M	D710M	1" Double Hex Adjustable				•	•		•
	M8 x 1.00	T810M	D810M	1" Double Hex Adjustable				•	•		•
	M8 x 1.25	T812M	D812M	1" Double Hex Adjustable				•	•		•
	M9 x 1.00	T910M	D910M	1" Double Hex Adjustable				•	•		•
	M9 x 1.25	T912M	D912M	1" Double Hex Adjustable				•	•		•
	M10 x 1.25	T1012M	D1012M	1" Double Hex Adjustable				•	•		•
	M10 x 1.5	T1015M	D1015M	1" Double Hex Adjustable				•	•		•
	M11 x 1.5	T1115M	D1115M	1" Double Hex Adjustable				•	•		•
	M12 x 1.5	T1215M	D1215M	1" Double Hex Adjustable				•	•		•
	M12 x 1.75	T1217M	D1217M	1" Double Hex Adjustable				•	•		•
	M14 x 1.25	T1412M	DR1412M	1-1/2" Round Adjustable					•	•	
	M14 x 1.5	T1415M	DR1415M	1-1/2" Round Adjustable					•	•	
	M14 x 2.0	T1420M	DR1420M	1-1/2" Round Adjustable					•	•	
	M16 x 1.5	T1615M	DR1615M	1-1/2" Round Adjustable					•	•	
	M16 x 2.0	T1620M	DR1620M	1-1/2" Round Adjustable					•	•	
	M18 x 1.5	T1815M	DR1815M	1-1/2" Round Adjustable					•	•	
	M18 x 2.5	T1825M	DR1825M	1-1/2" Round Adjustable					•	•	
	M20 x 2.5	T2025M	DR2025M	2" Round Adjustable					•	•	
	M22 x 1.5	T2215M	DR2215M	2" Round Adjustable					•	•	
	M24 x 2.0	T2420M	DR2420M	2" Round Adjustable					•	•	
	M24 x 3.0	T2430M	DR2430M	2" Round Adjustable					•	•	
1/8"-28 BSP	T110M	D020M	1" Double Hex Non-Adjustable				•	•		•	
Accessories	Thread Size	Stock No.	Die Type								
	TD3A Die Stock	TD3A	For 5/8" Double Hex Dies		•	•	•	•	•		•
	TD10A Die Stock	TD10A	Self-Centering for 1" Double Hex Dies		•	•	•	•	•		•
	TD35 Die Stock	TD35	Self-Centering for 1-1/2" Dia. Round Dies		•	•			•	•	
	TD40 Die Stock	TD40	Self-Centering for 2" Dia. Round Dies		•	•			•	•	
	TD4 Tap Wrench	TD4	4 Jaw, for 0-1/4" Taps		•	•	•	•	•		•
	TF50 Tap Wrench	TD50	4 Jaw for 1/4-1/2" (M7 x 1.00-M12 x 1.75) Taps		•	•	•	•	•		•
	TD88A Tap Wrench	TD88A	Clamp Type, for 0-1/2" (M3 x 0.50-M12 x 1.75) Taps		•	•	•	•	•		•
	TD98A Tap Wrench	TD98A	Clamp Type for 0-1" (M7 x 1.00-M24 x 3.0) Taps		•	•			•	•	
	SAE Thread, Pitch Gauge	TD1040	SAE		•	•		•			•
	Metric Thread, Pitch Gauge	TDM100	Metric					•	•		•
	TDS1 Screwdriver	TDS1	For Adjusting Dies		•	•	•	•	•		•



WARNING



- Rethreading tools are for renewing existing threads, do not use for cutting new threads on hardened steel
- Read safety precautions on pages W1 to W4

THREADING: TAPS AND DIE SETS



T1412M



T18150



TDM100



ATSL



TMA34

TMA34 34 pc Metric Tap Set

- 34 pc set features popular metric taps from 3–18 mm sizes
- Precision ground flutes ensure accurate threading
- High-carbon steel ensures less breakage
- Tap adaptors turn any 3/8" socket drive into a tap driver

Metric Tap Set

Stock No.	Thread Size	Stock No.	Thread Size	Stock No.	Thread Size
T305M	M3 x .50	T912M	M9 x 1.25	T1610M	M16 x 1.00
T306M	M3 x .60	T1010M	M10 x 1.00	T1615M	M16 x 1.50
T4075M	M4 x .75	T1012M	M10 x 1.25	T1620M	M16 x 2.00
T407M	M4 x .70	T1015M	M10 x 1.50	T18150	M18 x 1.50
T508M	M5 x .80	T1115M	M11 x 1.50	T1815M	M18 x 1.50
T509M	M5 x .90	T1212M	M12 x 1.25	T1825M	M18 x 2.50
T610M	M6 x 1.00	T1215M	M12 x 1.50	TDM100	—
T6310M	M6.33 x 1	T1217M	M12 x 1.75	ATSS	Adj. Tap Socket, 3–6 mm (3/8" Drive)
T710M	M7 x 1.00	T14125	M14 x 1.25	ATSL	Adj. Tap Socket, 6–12 mm (3/8" Drive)
T810M	M8 x 1.00	T1412M	M14 x 1.25		
T812M	M8 x 1.25	T1415M	M14 x 1.50		
T910M	M9 x 1.00	T1420M	M14 x 2.00		



GAM541

GAM541 41 pc Metric Tap and Die Set (Blue-Point®)

- 41 pc set features 1" single hex non-adjustable dies from 3–12 mm, a 1/8"-28 BSP die, plus taps in the same sizes
- Also includes a die stock, (2) T-handle tap wrenches, a thread pitch gauge, a drill/tap chart, screwdriver and storage case



GA541

GA541 41 pc SAE Tap and Die Set (Blue-Point®)

- 41 pc set features taps and dies from #4 to 1/2" in both NF and NC threads, a pipe thread tap and die, plus (2) die stocks and (3) tap wrenches, a screw pitch gauge, screwdriver and a storage case

SAE Left-Hand Tap and Die Sets

Stock No.	Description	Thread Size
DLH010	Left Hand Die	1/4-20 NC
DLH011	Left Hand Die	5/16-18 NC
DLH012	Left Hand Die	3/8-16 NC
DLH013	Left Hand Die	7/16-14 NC
DLH014	Left Hand Die	1/2-13 NC
DLH015	Left Hand Die	1/4-28 NF
DLH016	Left Hand Die	5/16-24 NF
DLH017	Left Hand Die	3/8-24 NF
DLH018	Left Hand Die	7/16-20 NF
DLH019	Left Hand Die	1/2-20 NF
DLH021	Left Hand Die	4-40 NC
DLH022	Left Hand Die	6-32 NC
DLH023	Left Hand Die	8-32 NC
DLH024	Left Hand Die	10-24 NC
DLH025	Left Hand Die	10-32 NF
DLH026	Left Hand Die	12-24 NC
TLH100	Left Hand Tap	1/4-20 NC Plug
TLH101	Left Hand Tap	5/16-18 NC Plug
TLH102	Left Hand Tap	3/8-16 NC Plug
TLH103	Left Hand Tap	7/16-14 NC Plug

Stock No.	Description	Thread Size
TLH104	Left Hand Tap	1/2-13 NC Plug
TLH105	Left Hand Tap	1/4-28 NF Plug
TLH106	Left Hand Tap	5/16-24 NF Plug
TLH107	Left Hand Tap	3/8-24 NF Plug
TLH108	Left Hand Tap	7/16-20 NF Plug
TLH109	Left Hand Tap	1/2-20 NF Plug
TLH111	Left Hand Tap	4-40 NC Plug
TLH112	Left Hand Tap	6-32 NC Plug
TLH113	Left Hand Tap	8-32 NC Plug
TLH114	Left Hand Tap	10-24 NC Plug
TLH115	Left Hand Tap	10-32 NF Plug
TLH116	Left Hand Tap	12-24 NC Plug
TDALTSB	T-Bar for Adj. Tap Socket	—
TDALDS1	Die-Stock 1 Double Hex Dies	—
TDALDSS	Die Spacer	—
TDALTS1	Adjustable Tap Socket	0–1/4"
TDALTS2	Adjustable Tap Socket	1/4–1/2"
TD1040	SAE Thread, Pitch Gauge	—
TDM1040	Metric Thread Pitch Gauge	Metric

TDLH139 Left-Hand Thread Tap and Die Set

- Built exclusively for left-hand applications
- Set comprises the most popular SAE left-hand taps and dies: #4–1/2" sizes
- High-quality handle with (2) adjustable tap sockets (0–1/4" and 1/4–1/2") provides secure, precise hold during tapping applications



TDLH139

Tap and Die Drive Tool System

TDM100 Metric Thread Pitch Gauge

TDRSET 7 pc Tap and Die Drive Tool Set

- Set includes (1) die stock, (2) adjustable tap sockets, (1) die spacer, (1) T-bar handle, (1) SAE thread pitch gauge and (1) metric thread pitch gauge

TDALDS1 1" Double Hex Die Stock

- Features a twist die lock, so no set screws are needed
- Simply twist to insert or remove the die
- Ergonomic handles for comfort and control when threading
- Fits 1" double hex dies

TDALTS2 1/4-1/2" Adjustable Tap Socket

- For 1/4" and 1/2" (M7 x 1.00 and M12 x 1.75) taps
- Versatile base can be driven with die stock, 3/8" ratchet or T-bar handle

TDALTSB T-Bar Handle (For TDALTS)

- For TDALTS1 and TDALTS2 Adjustable Tap Sockets

TD1040 SAE Thread Pitch Gauge

- Measures US or sharp V threads
- Includes 18 plated blades for the following thread sizes: 8, 9, 10, 11, 11-1/2, 12, 13, 14, 16, 18, 20, 24, 27, 28, 32, 36, 40 and 44 threads per inch



TDM100



TDRSET



TD1040



TAMA141

SAE/Metric Tap Set

TAMA141 SAE/Metric Plug Tap Set

- Built for those who frequently tap and need a comprehensive set of taps
- Wide array of taps in most popular SAE and metric sizes
- High-quality handle with two adjustable tap sockets (0-1/4" and 1/4-1/2") provides secure, precise hold during tapping applications

Stock No.	Description	Thread Size	Set Contains:
T100	1" Double Hex Adjustable Tap	1/4"-20 NC	•
T101	1" Double Hex Adjustable Tap	5/16"-18 NC	•
T1012M	Metric Double Hex Tap	M10 x 1.25	•
T1015M	Metric Double Hex Tap	M10 x 1.50	•
T102	1" Double Hex Adjustable Tap	3/8"-16 NC	•
T103	1" Double Hex Adjustable Tap	7/16"-14 NC	•
T104	1" Double Hex Adjustable Tap	1/2"-13 NC	•
T105	National Fine Thread Tap	1/4"-28 NF	•
T106	National Fine Thread Tap	5/16"-24 NF	•
T107	National Fine Thread Tap	3/8"-24 NF	•
T108	National Fine Thread Tap	7/16"-20 NF	•
T109	National Fine Thread Tap	1/2"-20 NF	•
T110	Pipe Thread Tap	1/8"-27 NPT	•
T110M	Metric Double Hex Tap	1/8"-28 BSP	•
T1115M	Metric Double Hex Tap	M11 x 1.50	•
T111A	5/8" Double Hex Adjustable Tap	4-40	•
T112	5/8" Double Hex Adjustable Tap	6-32	•
T113	5/8" Double Hex Adjustable Tap	8-32	•
T114	5/8" Double Hex Adjustable Tap	10-24	•
T115	5/8" Double Hex Adjustable Tap	10-32	•
T116	5/8" Double Hex Adjustable Tap	12-24	•

Stock No.	Description	Thread Size	Set Contains:
T1212M	Right-Hand Plug Tap	M12 x 1.25	•
T1217M	Metric Double Hex Tap	M12 x 1.75	•
T305M	Metric Double Hex Tap	M3 x .50	•
T4075M	Metric Double Hex Tap	M4 x .75	•
T407M	Metric Double Hex Tap	M4 x .70	•
T508M	Metric Double Hex Tap	M5 x .80	•
T509M	Metric Double Hex Tap	M5 x .90	•
T610M	Metric Double Hex Tap	M6 x 1.00	•
T710M	Metric Double Hex Tap	M7 x 1.00	•
T810M	Metric Double Hex Tap	M8 x 1.00	•
T812M	Metric Double Hex Tap	M8 x 1.25	•
T910M	Metric Tap	M9 x 1.00	•
T912M	Metric Double Hex Tap	M9 x 1.25	•
TDM100	Metric Thread Pitch Gauge	—	•
TD1040	SAE Thread, Pitch Gauge	—	•
TDALDS1	Die-Stock 1 Double Hex Dies	—	•
TDALDSS	Die Spacer	—	•
TDALTS1	Adjustable Tap Socket	0-1/4"	•
TDALTS2	Adjustable Tap Socket	1/4-1/2"	•
TDALTSB	T-Bar for Adj. Tap Socket	—	•



• Read safety precautions on pages W1 to W4

TAP SOCKETS AND DIE SETS



TDL8

TDL8 8 pc Tap Socket Set (Blue-Point®)

- Rubber O-rings hold taps securely in place
- For use with ratchets and handles
- Black industrial finish

1/4–3/8" Drive Tap Sockets

Set Contains: **TDL8**

Stock No.	Square Drive, inches	Fits SAE Size Taps	Fits Metric Size Taps	Shank Dia., inches	Square Size, inches	
TDL8-1	1/4	#1, #2, #3, #4, #5, #6	M1.6, M1.8, M2, M2.2, M2.5, M3, M3.15, M3.5	.141	.110	•
TDL8-2	1/4	#8	M4	.168	.131	•
TDL8-3	1/4	#10	M4.5, M5	.194	.152	•
TDL8-4	1/4	1/4"	M6, M6.3	.255	.191	•
TDL8-5	3/8	5/16", 7/16"	M7, M8	.323	.242	•
TDL8-6	3/8	3/8"	M10	.381	.286	•
TDL8-7	3/8	1/2"	M12, M12.5	.367	.275	•
TDL8-8	3/8	1/8" NPT	—	.437	.328	•

THREADING: TAP SOCKETS AND DIE SETS

Ratcheting Tap Wrenches (Blue-Point®)

YA577A T-Handle Ratcheting Tap Wrench (Blue-Point®)

- For taps up to 1/4"
- Ratchet clockwise or counterclockwise
- 3-3/8" long body, 3-15/16" handle



YA577A

YA578A 1/4–1/2" Ratcheting Tap Wrench (Blue-Point®)

- For 1/4–1/2" taps
- Ratchet clockwise or counterclockwise
- 4-3/8" long body, 4-3/4" handle



TD1040

Thread Pitch Gauges

TD1040 SAE Thread Pitch Gauge

- Measures US or sharp V threads
- Includes 18 plated blades for the following thread sizes: 8, 9, 10, 11, 11-1/2, 12, 13, 14, 16, 18, 20, 24, 27, 28, 32, 36, 40 and 44 threads per inch



ATSL



ATSS

1/2" Drive Tap Sockets

Set Contains: **TDL3**

Stock No.	Square Drive, inches	Fits SAE Size Taps	Fits Metric Size Taps	Shank Dia., inches	Square Size, inches	
TDL31	1/2	5/8	16 mm	.480	.360	•
TDL32	1/2	11/16	18 mm	.542	.406	•
TDL33	1/2	3/4	—	.590	.442	•



TDL3

TDL3 3 pc 1/2" Drive Tap Socket Set (Blue-Point®)

- Includes (3) tap sockets
- Used in restricted areas where a T-handle will not easily fit
- Manufactured to M.C.T.I. standards
- Black industrial finish

Adjustable Tap Sockets

ATSL 3/8" Drive 3–6 mm Adjustable Tap Socket

- Fits common taps from 1/4–1/2" (6–12 mm)

ATSS 3/8" Drive 6–12 mm Adjustable Tap Socket

- Fits common taps from #6-1/4" (3–6 mm)

ATSET 2 pc Adjustable Tap Socket Set

- Includes ATSS and ATSL

PLUG TAPS AND DIES



T1010M

Plug Taps

Tap	Stock No.	Thread Size	Thread Pitch
	T111	4-36	Right-Hand
	T6310M	M6.33 x 1	Right-Hand
	T1010M	M10 x 1.00	Right-Hand
	T1112M	M11 x 1.25	Right-Hand
	T1212M	M12 x 1.25	Right-Hand
	T1412M	M14 x 1.25	Right-Hand
	T1415M	M14 x 1.50	Right-Hand
	T1420M	M14 x 2.00	Right-Hand



D1825M

Plug Dies

Die	Stock No.	Die Type	Thread Size	Thread Pitch
	D021A	5/8" Double Hex Adjustable	4-40	Right-Hand
	D1212M	1" Double Hex	M12 x 1.25	Right-Hand
	D1615M	1-1/4" Hex	M16 x 1.50	Right-Hand
	D1615ML	1-1/4" Hex	M16 x 1.50	Left Hand
	D1810M	1-7/16" Hex	M18 x 1.00	Right-Hand
	D1815M	1-7/16" Hex	M18 x 1.50	Right-Hand
	D1815ML	1-7/16" Hex	M18 x 1.50	Left Hand
	D1825M	1-7/16" Hex	M18 x 2.50	Right-Hand
	DR2015M	2" Round	M20 x 1.50	Right-Hand
	D2025M	1-7/16" Hex	M20 x 2.50	Right-Hand
	D2215M	1-5/8" Hex	M22 x 1.50	Right-Hand
	D2415M	1-13/16" Hex	M24 x 1.50	Right-Hand
	D3015M	2" Hex	M30 x 1.50	Right-Hand

3/8" Drive Die Socket

DDS1 3/8" Drive Die Driver Socket

- Fits 1" double hex-style dies
- Deep clearance for use on longer studs
- Retention ring in the socket prevents the die from falling out during positioning
- 3/8" square drive allows use in hard-to-reach places where a T-handle will not work



DDS1

EXTRACTORS: EXTRACTOR SETS

EXDMS48 † 48 pc Master Extractor Set

- Quickly and easily extract the toughest screws from 3/32–15/16" screw sizes (including metric sizes)
- Includes (16) left-hand mechanic's-length cobalt drill bits, (13) multispline screw extractors (1/8–1/2"), (6) spiral flute screw extractors plus, (13) hex head fastener extractors (1/4–3/4")
- Hex head extractors feature left-hand spiral flutes for maximum gripping power
- External hex and square drive wrenching options for use with wrenches, impact wrenches and ratchet/socket combinations
- 48 pc in a storage case



EXDMS48



EXD35

EXD35 † 35 pc Master Extractor Set

- Quickly and easily extract tough screws from 3/32–15/16" (including metric sizes)
- Includes (16) left-hand mechanic's-length cobalt drill bits, (13) multispline screw extractors and (6) spiral flute screw extractors in storage case

Set Contains:	Stock No.	EXDMS48†	EXD35†	EXD10†	EXDL10†	E1025†	E1020†
		Right-Hand Drill Bits	CSE405B †				
	DBCFS5/64 †				•		
	DBCFS7/64 †				•		
	DBCFS5/32 †				•		
	DBCFS1/4 †				•		
	DBCFS19/64 †				•		
	DBF1/2C †						•
	DBF1/8C †						• •
	DBF3/16C †						• •
	DBF1/4C †						• •
	DBF5/16C †						• •
	DBF11/32C †						• •
	DBF7/16C †						•
Left-Hand Drill Bits	DBCL5/64 †	•	•			•	
	DBCL5/64B †						
	DBCL7/64 †	•	•			•	
	DBCL7/64B †						
	DBCL5/32 †	•	•			•	
	DBCL5/32B †						
	DBCL7/32 †						
	DBCL3/16A †	•	•				
	DBCL1/8 †						
	DBCL1/4 †	•	•			•	
	DBCL1/4B †						
	DBCL9/32 †	•	•				
	DBCL9/32A †						
	DBCL19/64 †	•	•			•	
	DBCL19/64B †						
	DBCL3/8A †	•	•				
	DBCL15/32A †	•	•				
	DBCL1/2 †	•	•				
Solid-Type Drill Guides	E921 †						• •
	E1021 †						• •
	E1121 †						• •
	E1221 †						• •
	E1321 †						• •
	E1421 †						• •
	E1521 †						• •
	E1621 †						• •
	E1721 †						• •
	E1821 †						• •

Set Contains:	Stock No.	EXDMS48†	EXD35†	EXD10†	EXDL10†	E1025†	E1020†
		Straight Screw Extractors	E1 †				
	E2 †					• •	
	E3 †					• •	
	E4 †					• •	
	E5 †					• •	
	E6 †					•	
	E7 †					•	
	E8 †					•	
Pipe Plug Extractors	E80 †					•	
	E81 †					•	
	E82 †					•	
	E83 †					•	
	E84 †					•	
	E85 †					•	
Spiral Flute Screw Extractors	EX1 †	•	•	•	•		
	EX2 †	•	•	•	•		
	EX3 †	•	•	•	•		
	EX4 †	•	•	•	•		
	EX5 †	•	•	•	•		
	EX6 †	•	•				
Multispline Screw Extractors	REX104A †	•	•				
	REX105A †	•	•				
	REX106A †	•	•				
	REX107A †	•	•				
	REX108A †	•	•				
	REX109A †	•	•				
	REX110A †	•	•				
	REX111A †	•	•				
	REX112A †	•	•				
	REX113A †	•	•				
	REX114A †	•	•				
	REX115A †	•	•				
	REX116A †	•	•				
Hex Head Fastener Extractors	BEX081 †	•					
	BEX101 †	•					
	BEX121 †	•					
	BEXM101 †	•					
	BEX141 †	•					
	BEXM121 †	•					
	BEX161 †	•					
	BEXM131 †	•					
	BEX181 †	•					
	BEX201 †	•					
	BEX221 †	•					
	BEXM171 †	•					
	BEX241 †	•					



• †These products can expose you to chemicals which are known to the state of California to cause cancer and reproductive harm. See pages 906-907 for details.
• Read safety precautions on pages W1 to W4

EXTRACTORS: EXTRACTOR TOOLS



EXD10



EXDL10



E1025



E1020



REX25B



REX10B



REX15B

Combination Extractor Sets

EXD10 10 pc Right-Hand Extractor Set

- Includes (5) right-hand, mechanic's-length cobalt drill bits (19/64, 1/4, 5/32, 5/64 and 7/64") and (5) spiral flute screw extractors (EX1, EX2, EX3, EX4, EX5) in a metal index

EXDL10 10 pc Left-Hand Extractor Set

- Includes (5) left-hand, mechanic's-length cobalt drill bits (19/64, 1/4, 5/32, 5/64 and 7/64") and (5) spiral flute screw extractors (EX1, EX2, EX3, EX4, EX5) in a metal index

E1025 39 pc Extractor Set (Blue-Point®)

- Extract broken screws from 1/4–1" dia. and standard pipe sizes 1/8–1"
- Includes (8) right-hand drill bits, (10) solid-type drill guides, (1) sleeve spacer, (2) sleeve-type drill guides, (4) sleeve bushings, (8) straight screw extractors and (6) pipe plug extractors
- Includes a storage case

E1020 19 pc Extractor Set (Blue-Point®)

- Extract broken screws from 1/4–1/2" diameter
- Includes (5) right-hand drill bits (1/8, 3/16, 1/4, 5/16 and 11/32"), (9) solid-type drill guides (9/32–9/16" diameter) and (5) straight screw extractors plus hex collars (#1–5)
- Includes a storage case

Multispline Extractors

- Shoulder prevents the extractor from entering too deeply and expanding the screw

REX25B 25 pc Multispline Extractor Set

- Includes (25) multispline extractors REX104A–REX128A (1/8–7/8")
- Includes a REX25BMT storage case

REX10B 10 pc Multispline Extractor Set

- Includes REX104A–REX113A (1/8–13/32") (10 pc) in a REX10BMT storage case

REX15B 15 pc Multispline Extractor Set

- Includes (15) multispline extractors 1/8–9/16" in a REX15BMT storage case

Stock No.	Drill Size, inches	Bolt Size, inches	Pipe Size, inches	Hex Size, inches	Mark
REX104A	1/8	1/4	—	1/2	A
REX105A	5/32	5/16	—	1/2	B
REX106A	3/16	3/8	—	1/2	C
REX107A	7/32	7/16	—	1/2	D
REX108A	1/4	1/2	1/8	1/2	E
REX109A	9/16	9/32	—	1/2	F
REX110A	5/16	5/8	—	1/2	G
REX111A	11/32	11/16	1/4	1/2	H
REX112A	3/8	3/4	—	1/2	I
REX113A	13/32	13/16	—	1/2	J
REX114A	7/16	7/8	—	5/8	K
REX115A	15/32	15/16	3/8	5/8	L
REX116A	1/2	1	—	5/8	M
REX117A	17/32	1-1/16	—	5/8	N
REX118A	9/16	1-1/8	—	3/4	O
REX119A	19/32	1-3/16	—	3/4	P
REX120A	5/8	1-1/4	1/2	3/4	Q
REX121A	21/32	1-5/16	—	7/8	R
REX122A	11/16	1-3/8	—	7/8	S
REX123A	23/32	1-7/16	—	7/8	T
REX124A	3/4	1-1/2	—	7/8	U
REX125A	25/32	1-9/16	3/4	1	V
REX126A	13/16	1-5/8	—	1	W
REX127A	27/32	1-11/16	—	1	X
REX128A	7/8	1-3/4	—	1	Y

Sets include REX15BMT plastic storage case.

Hex Head Fastener Extractors

- Used on most popular hex head fasteners from 1/4–1" (8–24 mm)
- Sockets feature left-hand spiral flutes for maximum gripping power
- Manufactured from high-carbon steel for maximum strength
- External hex and square drive wrenching options for use with wrenches, impact wrenches and ratchet/socket combinations



BEX13A



BEX5B

Set Contains:

BEX13A

BEX5B

Stock No.	Square Drive, inches	Size, inches (mm)	External Hex, inches (mm)	Outside Dia., inches (mm)	Length, inches (mm)		
BEX081	3/8	1/4 (6)	5/8 (15.9)	3/8 (9.5)	1-1/16 (27.0)	•	
BEX101	3/8	5/16 (8)	5/8 (15.9)	7/16 (11.1)	1-1/16 (27.0)	•	
BEX121	3/8	3/8 (10)	5/8 (15.9)	9/16 (14.3)	1-1/16 (27.0)	•	
BEXM101	3/8	N/A (10)	3/4 (19.1)	5/8 (15.5)	1-1/16 (27.0)	•	
BEX141	3/8	7/16 (11)	3/4 (19.1)	5/8 (15.9)	1-1/16 (27.0)	•	
BEXM121	3/8	N/A (12)	3/4 (19.1)	23/32 (17.5)	1-1/16 (27.0)	•	
BEX161	3/8	1/2 (12)	3/4 (19.1)	23/32 (17.9)	1-1/16 (27.0)	•	
BEXM131	3/8	N/A (13)	3/4 (19.1)	23/32 (18.5)	1-1/16 (27.0)	•	
BEX181	3/8	9/16 (14)	7/8 (22.2)	25/32 (19.4)	1-1/16 (27.0)	•	
BEX201	3/8	5/8 (16)	7/8 (22.2)	7/8 (21.8)	1-1/16 (27.0)	•	
BEXM171	3/8	N/A (17)	1 (25.4)	29/32 (23.0)	1-1/16 (27.0)	•	
BEX221	3/8	11/16 (17.4)	1 (25.4)	15/16 (24.2)	1-1/16 (27.0)	•	
BEX241	3/8	3/4 (19)	1-1/16 (27)	1-1/32 (26.2)	1-1/16 (27.0)	•	
BEXW241	1/2	3/4 (19)	1-1/4 (31.8)	1-1/8 (28.6)	1-3/4 (44.5)		•
BEXW261	1/2	13/16 (21)	1-3/8 (34.9)	1-3/16 (30.2)	1-3/4 (44.5)		•
BEXW281	1/2	7/8 (22)	1-7/16 (36.5)	1-1/4 (31.8)	1-3/4 (44.5)		•
BEXW301	1/2	15/16 (24)	1-7/16 (36.5)	1-5/16 (33.3)	1-3/4 (44.5)		•
BEXW321	1/2	1 (25.4)	1-7/16 (36.5)	1-3/8 (34.9)	1-3/4 (44.5)		•

External Drive Hex Head Slim Twist Sockets

110STSZA 10 pc External Drive Twist Socket Set (Blue-Point®)

- Quickly and easily remove damaged or rounded nuts and bolts, socket head cap screws in close quarters, and nuts threaded on long studs
- Ideal for aircraft and exhaust systems applications
- Includes (10) external hex drive slim twist sockets for the following hex head fasteners: SAE 3/8, 7/16, 5/8 and 3/4" and Metric 9–17 and 19 mm
- Sockets are stored on a MSR1 Magnetic Socket Holder



110STSZA

Set Contains:

110STSZA

Stock No.	Nut/Bolt Size, inches (mm)	Socket Number	External Hex, inches	Socket Thickness, inches (mm)	Finish	
110STSZA1	3/8 (9)	#1	5/8	0.38 (9.5)	Industrial Black	•
110STSZA2	(10)	#2	5/8	0.38 (9.5)	Industrial Black	•
110STSZA3	7/16 (11)	#3	11/16	0.38 (9.5)	Industrial Black	•
110STSZA4	(12)	#4	3/4	0.38 (9.5)	Industrial Black	•
110STSZA5	(13)	#5	3/4	0.50 (12.7)	Industrial Black	•
110STSZA6	(14)	#6	13/16	0.50 (12.7)	Industrial Black	•
110STSZA7	(15)	#7	7/8	0.50 (12.7)	Industrial Black	•
110STSZA8	5/8 (16)	#8	15/16	0.62 (15.9)	Industrial Black	•
110STSZA9	(17)	#9	1	0.62 (15.9)	Industrial Black	•
110STSZA10	3/4 (19)	#10	1-1/16	0.62 (15.9)	Industrial Black	•



WARNING



• Read safety precautions on pages W1 to W4

EXTRACTORS: EXTRACTOR TOOLS



BEXD9

BEXD Deep Well Extractors

- External hex and 3/8" square drive wrenching options for use with wrenches, impact wrenches and ratchet/socket combinations
- Deep well design fits over exposed studs and reaches recessed fasteners
- Reverse spiral flutes bite into stubborn fasteners, both fractional and metric, with maximum gripping power
- Reduced profile head enables use in confined spaces

Stock No.	Size	Length, inches	Set Contains:
BEXD081	1/4"	2-7/16	•
BEXD101	5/16"	2-7/16	•
BEXD121	3/8	2-7/16	•
BEXD141	7/16"	2-7/16	•
BEXD161	1/2"	2-7/16	•
BEXD181	9/16"	2-7/16	•
BEXD201	5/8"	2-7/16	•
BEXD241	3/4"	2-7/16	•
BEXDM131	13 mm	2-7/16	•

Set Contains: **BEXD9**

Set include storage case.



SR40K

Tapered Bit Extractors

- Tapered ends have left hand threads to bite deep into drilled studs
- Square shafts for use with wrench

Stock No.	Description	Set Contains:
SR10A	9/64" Tapered Bit Extractor	•
SR14	7/32" Tapered Bit Extractor	•
SR20	5/16" Tapered Bit Extractor	•
SR4A	1/8" Tapered Bit Extractor	•
C0407	Kit Bag	•

Set Contains: **SR40K**



BET7

Power Fastener Extractors (Blue-Point®)

- Extract hex head, socket head, round head and other fasteners
- 1/4" universal hex shank is ideal for use with cordless, air or electric drills, impact wrenches, nut runners and hand tools
- Power groove for use with quick change adaptors
- Reverse spiral flutes hold on to fastener heads
- High-carbon steel shank is larger than most fastener shanks and resists torsional shear

Stock No.	Size, inches (mm)	Set Contains:
BET76	3/16 (5)	•
BET78	1/4 (6)	•
BET710	5/16 (8)	•
BET712	3/8 (10)	•
BETM710	25/64 (10)	•
BET714	7/16 (11)	•
BET716	1/2 (12)	•

Set Contains: **BET7**

Set includes storage case.

Solid-Type Drill Guides

- Used for centering drills at a depth not exceeding 1"

Stock No.	Outside Dia., inches	For Drill Size, inches	Length, inches
E921	9/32	1/8	1-3/16
E1021	5/16	1/8	1-3/16
E1121	11/32	1/8	1-3/16
E1221	3/8	1/8	1-3/16
E1321	13/32	3/16	1-3/16
E1421	7/16	3/16	1-3/16
E1521	15/32	3/16	1-3/16
E1621	1/2	3/16	1-3/16
E1721	17/32	1/4	1-3/16
E1821	9/16	1/4	1-3/16



E921

EXTRACTORS: STUD REMOVERS



CSE405B

Right-Hand Fractional Drill Bits

- Use right-hand drill bits to make a hole in the broken screw before the extractor is inserted

Stock No.	Size, inches	Flute Length, inches	Overall Length, inches
CSE405B‡	5/8	3	6
DBF1/2C‡	1/2	2-1/4	4-3/4
DBF1/4C‡	1/4	2-1/2	4
DBF1/8C‡	1/8	1-3/8	3
DBF11/32C‡	11/32	2-3/4	4-1/2
DBF3/16C‡	3/16	2	3-1/2
DBF5/16C‡	5/16	2-5/8	4-1/2
DBF7/16C‡	7/16	1-7/8	4-1/4



EX1

Spiral Flute Screw Extractors

- Designed to remove broken studs, bolts, socket screws and fittings
- Aggressive left-hand spiral design for extra gripping power

Stock No.	Use Drill Size, inches	Removes Bolts and Screws
EX1	5/64	3/32–5/32", 2.5–4 mm, #3–#6
EX2	7/64	5/32–7/32", 4–6 mm, #6–#12
EX3	5/32	7/32–9/32", 6–8 mm, #12
EX4	1/4	9/32–3/8", 1/8" NPT, 1/8" BSP, 8–10 mm
EX5	19/64	3/8–5/8", 1/4" NPT, 1/4" BSP, 10–16 mm
EX6	13/32	5/8–7/8", 3/8" NPT, 3/8" BSP, 16–22 mm



E80

Pipe Plug Extractors

Stock No.	For Screw Dia. or Std. Pipe, inches	Drill Size, inches	Length, inches
E80	1/8	17/64	2-1/4
E81	1/4	3/8	2-1/2
E82	3/8	1/2	2-3/4
E83	5/8	5/8	3
E84	3/4	13/16	3-1/4
E85	1	1-1/16	3-1/2



E1



E6

Straight Screw Extractors

	Stock No.	For Screw Dia. or Std. Pipe, inches	Drill Size, inches	Length, inches
Straight Screw, Hex Nut Type	E1	1/4	1/8	2-5/16
	E2	5/16	3/16	2-3/4
	E4	7/16	5/16	3-5/16
	E5	1/2	11/32	3-3/4
	E6	1/2	7/16	4-1/8
	E7	3/4	1/2	4-1/2
	E8	1	1/2	4-5/8



- ‡These products can expose you to chemicals which are known to the state of California to cause cancer and reproductive harm. See pages 906-907 for details.
- Read safety precautions on pages W1 to W4

EXTRACTORS: STUD REMOVERS



YA2019



YA2020



YA789



A50A



A36A



LA55A



LA54

Cam- and Wedge-Type Stud Removers

A50A Stud Remover

- 7/16–1/2" capacity
- V-shaped rack grips the stud
- Grip releases when pressure is relieved
- Uses a 1/2" drive handle

A50-4B Optional Rack

- 5/16–3/8" capacity

A36A Stud Remover

- 1/2–3/4" capacity
- Knurled wheel grips the stud
- Driving shank extends through both sides of the housing for bearing surface on each side of the wheel
- Uses a 1/2" drive handle

A80A Stud Remover

- 1/4–1/2" capacity
- Jaws grip when pressure is applied
- Built-in ratchet action
- Needs only 1-1/4" clearance
- Use with 1/2" drive handle or 1" wrench

LA55A Stud Remover

- 9/16–1" capacity
- Grip is released by turning the tool in reverse direction
- Works on wedge principle
- Use with a 3/4" drive handle
- Includes two wedge sizes: LA55A2 and LA55A3

LA54 Stud Remover

- 1/4–5/8" capacity
- Smaller version of LA55A
- Requires a 1/2" drive handle
- Includes two wedge sizes: LA54-2A and LA54-3A

LA54-2A Wedge

LA54-3A Wedge

LA55A2 Wedge

LA55A3 Wedge

Extractor Set

Set Contains: YA769

Stock No.	Drilling Speed, RPM	Extractor Size SAE	
YA769-1	700–800	1/4	•
YA769-2	650–750	5/16	•
YA769-3	600–700	3/8	•
YA769-4	475–575	1/2	•

Set includes storage case.

YA769 Extractor Set (Blue-Point®)

- Extract broken screws from 1/4–1/2" dia
- Drill/extract with one tool
- Left-hand drill bit
- For use in 3/8" drive reversible drill

Set Contains: YA2019

Stock No.	Description	Extractor Size Bolt Size	
YA2019-1	Fastener Extractor (Blue-Point®)	#6, #8	•
YA2019-2	Fastener Extractor (Blue-Point®)	#8, #10	•
YA2019-3	Fastener Extractor (Blue-Point®)	#10, #12	•

Set includes storage case.

YA2019 Screw Remover Set (Blue-Point®)

- Use to remove damaged PHILLIPS®, TORX®, Pozidriv®, slotted, internal hex, Tri-Wing®, Frearson and most tamper-resistant screws and fasteners
- Tool bites into the damaged fastener in the reverse direction, allowing the user to easily remove damaged screws
- Used with a variable-speed reversing drill or 1/4" hex bit screwdriver

YA2020 Screw Extractor Set (Blue-Point®)

- Easily extracts #6–#14 damaged screws from wood, metal or plastic
- Remove hex, TORX®, PHILLIPS®, slotted or square head screws
- Use with 1/4" quick disconnect or 1/4" hex hand or power tool
- Works with a variety of screw materials

Set Contains: YA789

Stock No.	Extractor Size Bolt Size	Extractor Size SAE	Extractor Size Metric	
YA789-1	—	#5, #6	M3	•
YA789-2	—	#8	M4	•
YA789-3	#10, #12	—	M5	•
YA789-4	—	1/4"	M6	•

Set includes storage case.

YA789 Power Extractor Set (Blue-Point®)

- Easy to use—place the extractor end of the tool into the drill chuck, set for reverse and the hole can be drilled
- Insert the drill side into the chuck, exposing the extractor end and finish the job to remove the broken screw

EXTRACTORS: STUD REMOVERS



CG5151



CG5152



CG505



CG500-17

Stud Removers

- Tapered collets thread onto the stud, even if only a few threads are exposed
- Tightening the housing bolt draws the collet into the housing and clamps the collet onto the stud
- Tools reduce the chance of damage to stud threads
- Avoid bottoming or shouldering the studs, shearing or damaging the stud or workpiece

Stud Remover Set Components

Stock No.	Housing Stock No.	Collet Size	Set Contains:		
			CG5151	CG5152	CG505
CG500-4	CG500-2	1/4"-28	•	•	
CG500-5	CG500-2	5/16"-18	•	•	
CG500-6	CG500-2	5/16"-24	•	•	
CG500-7	CG500-2	3/8"-16	•	•	
CG500-9	CG500-2	7/16"-14	•	•	
CG500-11	CG500-2	1/2"-13	•	•	
CG500-13	CG500-2	9/16"-12	•	•	
CG500-15	CG500-2	5/8"-11	•	•	
CG500-17	CG500-2	#10-24	•		
CG500-18	CG500-2	#10-32	•		
CG500H1	CG500-2	3/8" Hex	•		
CG500H2	CG500-2	7/16" Hex	•		
CG500H4	CG500-2	9/16" Hex			
CG505-3	CG505-1	7/8"-9			•
CG505-4	CG505-1	1"-8			•
CG505-5	CG505-1	3/4"-16			
CG505-6	CG505-1	7/8"-14			
CG505-7	CG505-1	1"-14			
CG505-8	CG505-1	11/16"-16			
CG505H2	CG505-1	11/16" Hex			
CG505H3	CG505-1	3/4" Hex			
CG505H4	CG505-1	13/16" Hex			
CG505H5	CG505-1	7/8" Hex			
CG508-2	CG508	1-1/8"-12			
CG508-4	CG508	1-1/4"-12			
CG508-5	CG508	1-3/8"-6			
CG508-6	CG508	1-3/8"-12			
CG508-9	CG508	1-1/8"-8			
CG508-11	CG508	1-3/8"-8			
CG508-12	CG508	1-1/2"-8			
CG500-30	CG500-2	M6-1.00	•		
CG500-33	CG500-2	M7-1.00	•		
CG500-36	CG500-2	M8-1.00	•		
CG500-39	CG500-2	M9-1.00	•		
CG500-40	CG500-2	M9-1.25	•		
CG500-42	CG500-2	M10-1.25	•		
CG500-48	CG500-2	M12-1.25	•		
CG500-49	CG500-2	M12-1.50	•		
CG500-54	CG500-2	M14-1.50	•		
CG500-55	CG500-2	M14-2.00	•		
CG500-60	CG500-2	M16-1.50	•		
CG500-61	CG500-2	M16-2.00			
CG500-2	CG500-2	Housing			•
CG505-1	CG500-2	Housing			•



• Read safety precautions on pages W1 to W4

EXTRACTORS: STUD REMOVERS



MSK16



MSKMA10

Stud Removers

Set Contains: *MSK16*

Stock No.	Description	
MSK-0820N	Install Tool 1/4" x 20 TPI (Blue-Point®)	•
MSK-0820R	Remove Tool 1/4" x 20 TPI (Blue-Point®)	•
MSK-0828N	Install Tool 1/4" x 28 TPI (Blue-Point®)	•
MSK-0828R	Remove Tool 1/4" x 28 TPI (Blue-Point®)	•
MSK-1613N	Install Tool 1/2" x 13 TPI (Blue-Point®)	•
MSK-1613R	Remove Tool 1/2" x 13 TPI (Blue-Point®)	•
MSK-1620N	Install Tool 1/2" x 20 TPI (Blue-Point®)	•
MSK-1620R	Remove Tool 1/2" x 20 TPI (Blue-Point®)	•
MSK-1812N	Install Tool 9/16" x 12 TPI (Blue-Point®)	•
MSK-1812R	Remove Tool 9/16" x 12 TPI (Blue-Point®)	•
MSK-1818N	Install Tool 9/16" x 18 TPI (Blue-Point®)	•
MSK-1818R	Remove Tool 9/16" x 18 TPI (Blue-Point®)	•
MSK-2011N	Install Tool 5/8" x 11 TPI (Blue-Point®)	•
MSK-2011R	Remove Tool 5/8" x 11 TPI (Blue-Point®)	•
MSK-2018N	Install Tool 5/8" x 18 TPI (Blue-Point®)	•
MSK-2018R	Remove Tool 5/8" x 18 TPI (Blue-Point®)	•

Stud Removers

Set Contains: *MSKMA10*

Stock No.	Description	
MSK-M12125N	M12 x 1.25 Install Tool	•
MSK-M12125R	M12 x 1.25 Remove Tool	•
MSK-M14125N	M14 x 1.25 Install Tool	•
MSK-M14125R	M14 x 1.25 Remove Tool	•
MSK-M1415N	M14 x 1.5 Install Tool	•
MSK-M1415R	M14 x 1.5 Remove Tool	•
MSK-M1620N	M16 x 2.0 Install Tool	•
MSK-M1620R	M16 x 2.0 Remove Tool	•
MSK-M1825N	M18 x 2.5 Install Tool	•
MSK-M1825R	M18 x 2.5 Remove Tool	•



MSK10



MSKMA10

Stud Removers

Set Contains: *MSK10*

Stock No.	Description	
MSK-1018N	Stud Installer	•
MSK-1018R	Stud Remover	•
MSK-1024N	Stud Installer	•
MSK-1024R	Stud Remover	•
MSK-1216N	Stud Installer	•
MSK-1216R	Stud Remover	•
MSK-1224N	Stud Installer	•
MSK-1224R	Stud Remover	•
MSK-1414N	Stud Installer	•
MSK-1414R	Stud Remover	•
MSK-PB	Storage Case	•

Stud Removers

Set Contains: *MSKMA10*

Stock No.	Description	
MSK-M610N	Stud Installer	•
MSK-M610R	Stud Remover	•
MSK-M8125N	Stud Installer	•
MSK-M8125R	Stud Remover	•
MSK-M10125N	Stud Installer	•
MSK-M10125R	Stud Remover	•
MSK-M1015N	Stud Installer	•
MSK-M1015R	Stud Remover	•
MSK-M1215N	Stud Installer	•
MSK-M1215R	Stud Remover	•
MSKMA-PB	Storage Case	•

EXTRACTORS: DOWEL PIN PULLERS



Dowel Pin Puller Sets Components

Stock No.	Collet Size	Set Contains:	CG503	CGM503	CG503S	CG513
CG503-1	Housing (1-3/8")		•	•	•	
CG503-2	1/4"		•			
CG503-3	5/16"		•			
CG503-4	3/8"		•			
CG503-5	7/16"		•			
CG503-6	1/2"		•			
CG503-7	9/16"		•			
CG503-8	5/8"		•			
CG10F	Cross Bar		•	•	•	
CG250-8A	Slide Screw, 5/8"-18 UNF x 18-9/16"		•	•	•	
CG250-9	Slide Hammer, 2 lb		•	•	•	
CG503S1	3/8" Square					
CG503-9	6 mm			•		
CG503-10	8 mm			•		
CG503-11	10 mm			•		
CG503-12	12 mm			•		
CG503-13	14 mm			•		
CG503-14	16 mm			•		
CG325-6	Nut			•	•	
CG513-1	Housing (2-1/8")					
CG513-2	Slide Screw					•
CG513-3	Nut					•
CG513-4	3/4"					•
CG513-5	7/8"					•
CG513-6	1"					•
CG45670	Slide Hammer, 10 lb					•
CG513S1	1/2" Square					
CG513S2	5/8" Square					

Heavy-Duty Housing with Collet

- Collets are threaded to order; specify stud thread size when ordering (example: CG510 1-3/4"-10 collet)
- Avoid bottoming or shouldering the studs to eliminate shearing or damaging the stud or workpiece

CG510 Heavy-Duty Housing with Collet

- For larger stud sizes 1-5/8-2"

CG511 Heavy-Duty Housing with Collet

- For larger stud sizes 2-2-1/2"

CG512 Heavy-Duty Housing with Collet

- For larger stud sizes 2-1/2-3"



CG500-23

CG500-2

Serrated Collets

- Serrated gripping portions are used to remove unthreaded studs that cannot be removed with standard collets due to lack of gripping surface
- Avoid bottoming or shouldering studs to avoid shearing or damaging stud or workpiece

Stock No.	Collet Size
CG500-20	1/4" Collet
CG500-21	5/16" Collet
CG500-22	3/8" Collet
CG500-23	7/16" Collet
CG500-24	1/2" Collet
CG500-2	Housing



CG500P

CG505P

Pipe Nipple Remover Set Components

Stock No.	Collet Size	Housing Stock No.	Set Contains:	
			CG500P	CG505P
CG500P1	1/8" NPT	CG500-2	•	
CG500P2	1/4" NPT	CG500-2	•	
CG500P3	3/8" NPT	CG500-2	•	
CG505P1	1/2" NPT	CG505-1		•
CG505P2	3/4" NPT	CG505-1		•
CG508P1	1" NPT	CG508-2		
CG508P2	1-1/4" NPT	CG508-2		
CG508-2	1-1/8"-12	CG508		
CG508	Housing	CG500-2		
CG500-2	Housing	CG500-2	•	
CG505-1	Housing	CG500-2		•

Note: Avoid bottoming or shouldering the studs to eliminate shearing or damaging the stud or workpiece.

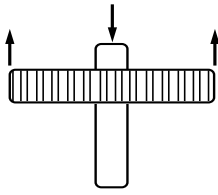


• Read safety precautions on pages W1 to W4

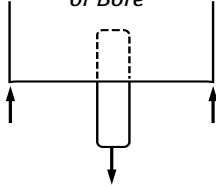
PULLERS

What type of puller do I want to use? What combination will work best?

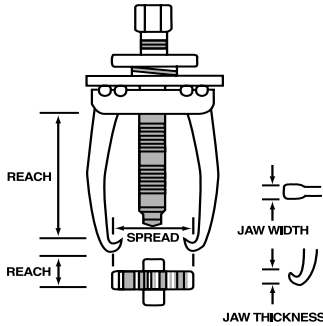
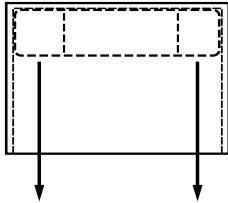
Removing a Gear, Bearing, Pulley, or Other Component from a Shaft



Pulling a Shaft Out of a Housing or Bore



Removing a Bearing or Bushing from a Blind Hole



Tools to Use

Jaw-Type Puller: Two- or three-jaw style, with three jaw being the best choice. Manual or hydraulic with outside jaw positions.

Push-Pull Puller: Use male or female adaptors to thread into tapped holes on the components.

Slide Hammer Puller: Used on light-duty applications. For use with attachments.

Bar-Type Puller with Bearing Separator: Bar type with side rods threaded into the bearing separator provides a “knife edge” to get behind the component or when there is not a good gripping edge.

Tools to Use

Push-Pull Puller: Use male or female adaptors.

Bar-Type Puller with Bearing Separator: Used when the housing lacks sufficient surface for puller side rods to bear against.

Slide Hammer Puller: Used on light-duty applications. For use with attachments.

Slide Hammer Puller: Use with male or female adaptors. See this section for a full listing of compatible adaptors.

Tools to Use

Jaw-Type Puller: For inside jaw positions (inside pulls), a manual or hydraulic jaw-type puller can be used with pressure screw or slide hammer variations.

Expanded Collet Puller: The inside diameter should range between 1/4 and 7". Pulling can be done with bridge, bar-type yokes or slide hammers.

Bearing Adaptors with Slide Hammer Puller: CJ127A, CJ128A and CJ137 bearing adaptors with a CJ97-3A slide hammer should be used in this application.

Bar-Type Puller with Bearing Separator: Bar type with side rods threaded into the bearing separator provides a “knife edge” to get behind the components or when there is not a good gripping edge.

Determine the “Reach” and “Spread” Needed

The puller’s reach must equal or exceed the same distance on the part. The puller’s spread is the width of the part.

Estimate the Puller Tonnage


Generally, if you already have the correct “reach” and “spread”, you will usually have the proper tonnage. If in doubt, use the next larger size.

General Rules for Choosing Pullers

Manual Pullers: Pressure screw should be at least half the diameter of the shaft on the pulling/pushing job.

Hydraulic Pullers: Maximum tonnage capacity (tons) should be 8 to 10 times the diameter (in inches) of the shaft to be pulled or pushed.

Snap-on® Puller Features



Anvil Head: Curved at the top and features a hex design. The curved head provides a striking surface to handle those tough pulling jobs while the hex allows the pressure screw to be easily turned with a standard hex wrench or a socket.

Spring-Loaded Locking Mechanism: Snap-on® pullers feature a unique spring tension locking mechanism that allows the puller jaws to easily lock onto the work surface for both “outside” and “inside” pulling applications.

Two-Position Yoke: Allows jaws to be easily reversed to accommodate inside or outside pulling situations. Interchangeable yokes accommodate two and three jaw setups. Yokes are heat treated for additional strength and safety.

One-Piece Jaw Construction: Provides a stronger, safer jaw. Most competitive puller jaws have holes drilled through them to allow for a bracket attachment. This hole significantly weakens the competitor’s puller jaws.

Forged Jaws: Resist breakage, prolong tool life and provide additional strength.

Replaceable Points: Center pulling power to prevent cocking. Provide less friction and minimum drag for easier turning of the pressure screw during the pulling process. If damage occurs, simply replace the point and not the entire pressure screw.

Curved Jaws: Provide positive grip on the work surface.

PULLERS: BAR-TYPE INTERCHANGEABLE

Bar-Type Interchangeable Pullers

Interchangeable bartype pullers provide high-quality pulling equipment with the versatility needed to handle a wide variety of pulling functions. Standardized pressure screw threading, jaw retention and design mean that new components can be added to an existing puller to change its reach or spread in order to handle new or different applications. These Snap-on® bar-type pullers also feature:

- Replaceable pressure screw points help to keep the puller safely centered
- Multiposition yokes help keep the jaws properly aligned with the item being pulled
- Adjustable clamp bolts allow the jaws to be snugged up against the job for a safer, more convenient pull
- Spring ball pin retention securely holds the jaws while allowing for quick jaw changes



CJ83C

CJ83C Pulley and Gear Puller

- Ideal for servicing crankshaft pulleys, gears and timing gears on a wide range of gasoline and diesel engines, including Cummins® accessory drives and water pumps
- Includes (2) 3/8"-16 x 3", 5/16"-18 x 2-1/2" and M10-1.5 x 65 mm bolts
- Nominal capacity is 3-1/2 ton



CJ82B

CJ82B Pitman Arm Puller

- Handles many pitman arm applications and a wide variety of general pulling jobs
- Nominal capacity is 6 ton



CJ80A

CJ80A A/C Pulley Puller

- Excellent for the removal of alternator, generator, power steering and crankshaft pulleys, harmonic balancers and fiber timing gears
- Includes an extra pair of jaws for versatility
- Nominal capacity is 7-1/2 ton



CJ85A

CJ85A Truck Differential Side Bearing Puller

- Similar in appearance to CJ81D but bigger for handling truck applications
- Four centering plates are included
- Nominal capacity is 7-1/2 ton



CJ81D

CJ81D Differential Side Bearing Puller

- Narrow jaws slip into housing grooves in the back of the bearing and let the jaws seat and pull along with the inner race
- Jaws are locked onto the bearing by a clamp bolt
- Four centering plates are included
- Nominal capacity is 6 ton

CJ Series Major Components (see chart on next page)

Specifications	CJ80A	CJ81D	CJ82B	CJ83C	CJ85A
Nominal Capacity, tons	7.5	6	6	3.5	7.5
Maximum Reach, inches	D3: 1-5/8, D5: 1-3/8	1-5/8	2-1/4	Variable	1-3/4
Maximum Spread, inches	5	3-3/8	3-3/8	5	5-1/2
Pressure Screw Size, inches	3/4-16 x 3-1/2	3/4-16 x 4-1/4	3/4-16 x 4-1/4	3/4-16 x 3-1/2	3/4-16 x 4-1/4
Optional Jaws	D1, D2, D4	D1, D2, D4, D5	D1, D2, D4, D5	—	D1, D2, D3, D5
Optional Points	C2	C2	C2	C2	C2
Optional Pressure Screws	B1, B2	B1, B3	B1, B3	B1, B2	B1, B3
A Yoke	A3	A4	A4	A4	A3
B, Pressure Screw	B3	B2	B2	B3	B2
C Point	C1	C1	C1	C1	C1
D Jaws (2)	D3, D5	D3	D3	—	D4
E Clamp Bolt	E3	E4	E4	—	E3
F Washers (2)	F1	F1	F1	F2, F3	F1
G Clamp Nuts (2)	G1	G1	G1	—	G1
H Jaw Pins (2)	H1	H1	H1	—	H1
J Adaptors	—	J1	—	—	J2
K Studs (2)	—	—	—	K1, K2, K3	—



- Screen puller application
- Inspect the puller, do not use damaged parts
- Use the proper type and size puller for the job
- Read safety precautions on pages W1 to W4

PULLERS: BAR-TYPE INTERCHANGEABLE



CJ Interchangeable Pullers— Major Components

	Component	Key No.	Stock No.	Specific Dimensions		Set Contains:				
				Usable Range, inches	Pin Holes per Side	CJ83C	CJ82B	CJ81D	CJ85A	CJ80A
	Yoke	A1	CJ100-1	10-1/2-16	4					
	Yoke	A2	CJ118-1	6-10-1/2	3					
	Yoke	A3	CJ85-1	3-6-1/2	3				•	•
	Yoke	A4	CJ86-1	1-3/4-4-1/2	2	•	•	•		
	Pressure Screw	B1	CJ105-3	3/4-16 x 10-1/2	7/8					
	Pressure Screw	B2	CJ83-2	3/4-16 x 6-11/16	7/8			•	•	•
	Pressure Screw	B3	CJ83-3	3/4-16 x 5-1/8	7/8	•				•
				Head Dia., inches	Point Type					
	Point	C1	CJ66-15-3	5/8	90° Outward	•	•	•	•	•
	Point	C2	CJ84-16	7/8	90° Outward					
				Maximum Reach, inches						
	Jaws (2 needed)	D1	CJ116-1	8-1/4	—					
	Jaws (2 needed)	D2	CJ282-1	4-3/8	—					
	Jaws (2 needed)	D3	CJ81-2A	1-3/8	—			•	•	•
	Jaws (2 needed)	D4	CJ85-2	1-3/4	—					•
	Jaws (2 needed)	D5	CJ87-1	1-3/8	—					•
				Maximum Length, inches						
	Clamp Bolts	E1	CJ100A2	18	—					
	Clamp Bolts	E2	CJ118-2A	11-1/2	—					
	Clamp Bolts	E3	CJ85-3A	7-1/2	—					•
	Clamp Bolts	E4	CJ86-4A	5	—			•	•	
				Inside Dia., inches	Outside Dia., inches					
	Washer (2 needed)	F1	CJ85-4	15/32	7/8			•	•	•
	Washer (1 needed)	F2	ME5A54	11/32	3/4	•				
	Washer (1 needed)	F3	ME5A55	9/32	3/4	•				
				Thread Size						
Clamp Nuts (2 Needed)	G1	ME4A33	7/16 x 20	—			•	•	•	
				Diameter, inches	Length, inches					
Jaw Pins (2 needed)	H1	CJ105-11	5/16	1-15/32			•	•	•	
				Outside Dia., inches	Step Diameter, inches					
	Adaptors (Set of 4)	J1	CJ81B1A	1-1/2	1-1/8				•	
			CJ81B2A	1-5/8	1-1/4				•	
			CJ81D1A	1-3/4	1-1/8				•	
			CJ81D2A	1-11/32	15/16				•	
	Adaptors (Set of 4)	J2	CJ85-5	2	1-1/2					•
			CJ85-6	2-1/8	1-21/32					•
			CJ85-7	2-1/2	1-27/32					•
CJ85-8			3-1/16	2-3/8					•	
				Thread x Length						
	Studs (2 needed)	K1	ME3A44	3/4-16 x 3	—			•		
	Studs (2 needed)	K2	ME3A45	5/16-18 x 2-1/2	—			•		
	Studs (2 needed)	K3	ME3A75	M10-1.5 x 65 mm	—			•		

Letters in chart refer to Key No. in chart below (A3, B1, C1, etc.)

PULLERS: BAR-TYPE INTERCHANGEABLE

These puller sets are designed to provide the tools you need as your work grows. Start with one or more sets geared to specific tasks and build toward the ultimate set: the CJ2000A with display board and cabinet. No duplication in set contents or jaws. Yokes are interchangeable for added versatility.

Master Interchangeable Puller Sets

CJ2000A Master Interchangeable Puller Set

- Includes all components for the CJ2001, CJ2002, CJ2003A, CJ2004 and CJ2005 puller sets

CJ2000S Master Interchangeable Puller Set

- Same as the CJ2000A, plus the VE200A tool control board

CJ2000SB Master Interchangeable Puller Set

- CJ2000A on the VE200A tool control board and KRA276D locking wall storage cabinet

CJ2001P Bolt Grip Puller Set

- Services steering wheels, flywheels, pulleys and gears with tapped holes
- Includes a four-position two- and three-way yoke, three different pressure screw tips and an assortment of SAE and metric bolts
- Approximate spread to bolt is 1-1/4"-3-13/16"
- Includes a PB54B storage case

ME3A10ASFM 5/16"-24 x 3" Bolt

ME3A15ASFM Hex Cap Screw 3/8"-24 x 1-1/2"

ME3A40SFM Hex Cap Screw M8-1.25 x 45 mm

ME3A41SFM Hex Cap Screw M8-1.25 x 90 mm

ME3A42SFM Hex Cap Screw M8-.25 x 65 mm

ME3A43SFM Hex Cap Screw 5/16"-1-18 x 6"

ME3A44SFM Hex Cap Screw 3/8"-16 x 3"

ME3A60SFM Hex Cap Screw M10-1-1/2 x 35 mm

ME3A6ASFM 3/8"-16 x 2" Bolt

ME3A7ASFM 3/8"-16 x 4-1/2" Bolt

ME3A8ASFM Hex Cap Screw 1/4"-28 x 2-1/2"


ME3A9ASFM Hex Cap Screw 5/16"-18 x 3"

ME5A54SFM Washer 5/16"

ME5A55SFM Flat Washer .265 x .750 x .093

ME5A79SFM Flat Washer 8 mm

ME5A85SFM Flat Washer 10 mm



CJ2000SB



CJ2001P

Gear Puller Set

CJ2002 Gear Puller Set

- Use on pitman arms, timing gears, carrier side bearings and more
- Combine to create 10 different pullers
- Capacity from 6-10 ton depending on the yoke and jaws used

CJ84-16 Centering Point

CJ83-2 Pressure Screw

CJ85-1 Yoke

CJ86-4A Clamp Bolt

CJ85-3A Clamp Bolt

CJ86-1 Yoke

CJ85-4 Washer

CJ105-11 Long Jaw Pin

CJ87-1 3" Jaw

CJ282-1 6" Jaw

CJ66-15-3 Centering Point

CJ81-2A Jaw

CJ83-3 Pressure Screw



CJ2002

Rear Axle Puller Set

CJ2003A Rear Axle Puller Set

- Slide hammer power pulls many flange-type rear axles, as well as axle bearings
- Set contains CJ123-1 Axle Yoke, ME4A8 Lock Nut (3/4"), CJ127A Bearing Adaptor, CJ66-19 Bearing Hook and CJ128A Bearing Adaptor

CJ105-4B Slide Screw

CJ137 Bearing Adaptor

CJ97-3A 3-3/4 lb

Slide Hammer

CJ123-1 Axle Yoke

ME4A8 Lock Nut (3/4")

CJ127A Bearing Adaptor

CJ66-19 Bearing Hook

CJ128A Bearing Adaptor



CJ2003A

Interchangeable Puller Set

CJ2004 Puller Set, Interchangeable

- Use on bearings, bearing races, gears, bushing retainers, etc.
- Builds any of 12 different pullers
- Two- and three-jaw capability with three sets of jaws
- All jaws reverse for inside and outside pulls
- Pulling capacity: 4-1/2 ton (short jaws), 6-1/2 ton (medium jaws) 8 ton (large jaws)

CJ105-10 Short Jaw to Control Pin

CJ105-6 Medium Jaw

CJ105-11 Long Jaw Pin

CJ105-7 Large Jaw

CJ105-12 Cross Bar

CJ66-15-3 Centering Point

CJ86-1 Yoke

CJ123-2 Axle Yoke, 4"

Base Circle, 3/4"-16 UNF

CJ105A8 Three-Way Jaw Control

CJ105-3 Pressure Screw

CJ105A9 Two-Way Jaw Control

CJ105-1 Yoke

CJ105-5 Small Jaw



CJ2004



- Screen puller application
- Inspect the puller, do not use damaged parts
- Use the proper type and size puller for the job
- Read safety precautions on pages W1 to W4

PULLERS: BAR-TYPE INTERCHANGEABLE



CJ2005

Accessory Set

CJ2005 Master Interchangeable Puller Set

- Includes all components for the CJ2001, CJ2002, CJ2003A, CJ2004 and CJ2005 puller sets on a VE200A tool control board

- CJ81B1A Adaptor
- CJ85-5 Adaptor
- CJ85-6 Adaptor
- CJ81B2A Adaptor
- CJ85-7 Adaptor
- CJ81D1A Adaptor

- CJ85-8 Adaptor
- CJ81D2A Adaptor
- CJ118-1 Yoke, 6–10-1/2"
- CJ85-2 Jaw
- CJ118-2A Clamp Bolt

CJ Bearing Adaptors

Stock No.	Swivel Head Width, inches	Swivel Head Length, inches	Overall Length, inches
CJ127A	1.2	2.03	3.02
CJ128A	1.2	2.31	3.15
CJ137	1.2	2.9	3.24

Pressure Screws



CJ83-9

CJ83-9 Pressure Screw

- Optional pressure screw for bar-style interchangeable pullers
- Applications include heavy-duty truck transmissions like Eaton® transmissions found on Kenworth® heavy-duty trucks
- Can also be used with the CJ2000A, CJ2000S, CJ2000SB, CJ2002 and CJ2004 puller sets
- Thread: 3/4"-16
- Length: 8-3/4"

PULLERS: SPECIAL PURPOSE




CJ93B

Small Slide Hammer Puller Set

CJ93B Puller Set with Small Slide Hammer

- Removes bushings, seals, sleeves, bearings, bearing races, bronze and oilite bushings and pressed-in studs
- Includes two sets of jaws, grease retainer adaptor, bearing hook, body dent puller, stud-pulling head and 2 lb slide hammer
- Thread size: 3/8-16"



A78



SP2031A

Small/Pilot/Ball Bearing Pullers

A78 Small Bearing Puller

- For bearings and bushings typically found in small electric motors
- Includes a large jaw set for bronze and oilite bushings, small jaw set for smaller bearings and bushings
- Up to 3 tons of pulling power
- Working range is 1/2–2"

SP2031A † Pilot Bearing Puller (Blue-Point®)

- Attaches to slide hammer shafts with 3/4"-16 or 5/8"-18 threads
- Pressure screw adaptor is made of stress-resistant steel
- Industrial finish



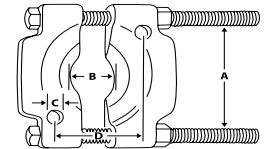
CJ950



CJ952

Bearing Separators

For separating and pulling double bearings and close-fitting gears. Use with tapped hole, two-jaw pullers or floor presses.



Stock No.	A	B Maximum Spread	B Minimum Spread	C	D
CJ949	1-11/16	1-1/8	1/4	5/16"-18	2-5/8
CJ950	2-3/8	2-3/8	3/8	3/8"-16	3-3/4
CJ951	4-3/8	4-1/2	5/8	5/8"-18	7-1/4
CJ952	5-7/8	6-1/8	1-1/2	5/8"-18	9-5/16
CJ953	8-3/8	8-3/4	1-1/4	7/8"-14	14-7/16

Steering Wheel Pullers

CJ134 Tilt Steering Pivot Pin Puller

- Allows efficient removal of the two pivot pins on all tilt steering columns used on Chrysler®, Ford® and GM® vehicles



CJ145 Steering Wheel Puller for GM® Vehicles

- Use on new GM® steering wheels with air bags, including tilting and telescoping styles
- Handle attachment facilitates puller setup and can be removed when working in confined areas
- Applications: Buick® (1997 and later Park Avenue/Regal®), Cadillac® (1997 and later Catera), Chevrolet®/GMC®(1997 and later Corvette®/Malibu®, 1998 C and K series trucks, 1998 full size vans, 1998 Astro/Safari® vans), Oldsmobile®(1997 and later Cutlass) and Pontiac® (1988 1993 LeMans, 1997 and later Grand Prix®/Trans Sport van)



CJ131P Steering Wheel Puller and Lock Plate Depressor Set

- Includes a selection of bolts and a handle in a storage case for servicing GM®, Ford®, Chrysler® and AMC® vehicles
- Adaptors are included for servicing lock plates on all GM® and AMC® vehicles with tilt wheel
- Detachable handle helps hold the puller when turning force is applied to the pressure screw
- Industrial finish



Power Steering and Alternator Pullers/Single Pullers

CJ3PSA 3 pc Power Steering and Alternator Pulley Removal/Installation Set

- Includes CJ113B, CJ117C, and CJ124A pullers

CJ124A Power Steering and Alternator Pulley Puller

- This is a larger version of CJ117C
- Designed for Chrysler®, Ford® and earlier GM® vehicles

CJ122 2 pc Power Steering Pulley Installer Set

- Includes installer and pulley installer shaft
- Thread size of 5/8"-18UNF-2A (puller end) and 3/8" 16UNC-2A (shaft end)

CJ138 Installer, Pulley, M8 x 1.25

- 8 mm pulley installer features a black industrial finish and a thrust bearing for easier installation
- Applications: power steering pulley on Ford® 4.6 LV8 (1991 and later), Ford® 2.5 LV6 (1995 and later) and the installation of water pump drive pulleys on GM® 4.6 L (1992 and later Oldsmobile® Aurora)

CJ113B Pulley Installer, Power Steering/Alternator (for domestic vehicles)

- Designed for US vehicles
- 1" pulley driver hex, 7/16" pressure screw hex, thread size of 5/8"-18UNF-2A (puller end) and 3/8" 16UNC-2A (shaft end)
- 4-5/8" long

CJ147A Power Steering Gear Lower Pinion Bearing Puller

- Required tool to comply with GM® recall bulletins #02049 and #03062 regarding power steering gear lower pinion bearing separation
- To correct the problem, inspect the condition of the lower pinion bearing and replace the lower pinion bearing—in a few cases, replacement of the rack and pinion steering gear assembly may be necessary—instructions included with tool
- Applications include Buick®: Regal® 1996–1998; Chevrolet®: Cavalier 1996–1998, Lumina 1997–1998, Lumina APV 1996, Malibu® 1997–1998, Monte Carlo® 1997–1998, Venture 1997–1998; Oldsmobile®: Cutlass 1997–1998, Cutlass Supreme 1996–1998, Silhouette 1996–1998, Intrigue 1998; Pontiac®: Grand Prix® 1996–1998, Sunfire® 1996–1998, Trans Sport 1996–1998



- Screen puller application
- Inspect the puller, do not use damaged parts
- Use the proper type and size puller for the job
- ‡These products can expose you to chemicals which are known to the state of California to cause cancer and reproductive harm. See pages 906-907 for details.
- Read safety precautions on pages W1 to W4

PULLERS: AUTOMOTIVE



CJ132A

Power Steering and Alternator Pullers/Master Set

CJ132A ‡ 14 pc Puller and Power Steering Pump/Alternator Pulley Installation/Removal Set (Blue-Point®)

- GM® Quad 4, 3.1 L GM® and 4.6 L Ford® applications
- Removes/installs press-on, belt-driven accessory pulleys
- Removal housing for grooved hub diameters of 1-1/8, 1-5/16 and 1-3/8"
- Includes components for a 3/8"-16 threaded shaft
- Housing holding bar prevents the main housing from spinning during use with an impact wrench
- Quad 4 installation nut simplifies usage with 4-cylinder GM® vehicles
- Includes instructions and a carrying case

CJ132-1 Pulley Tool (Blue-Point®)

CJ132-2 ‡ Sleeve (Blue-Point®)

CJ132-3 Installation Nut (Blue-Point®)

CJ132-4 ‡ Quad 4 Removal Pin (Blue-Point®)

CJ132-5 ‡ Quad 4 Installer (Blue-Point®)

CJ132-6 ‡ 3.1L Installer for GM® Vehicles (Blue-Point®)

CJ132-7 ‡ 3/8"-16 Installer (Blue-Point®)

CJ132-8 ‡ 4.6 L Installer for Ford® Vehicles

CJ1329 ‡ Universal Removal Pin (Blue-Point®)

CJ13210 ‡ Housing Holding Bar (Blue-Point®)

CJ13211 Quad 4 Installation Nut (Blue-Point®)

CJ13212 Threaded Shaft (Blue-Point®)

CJ13213 Removal Housing (Blue-Point®)

CJ13214 Bearing (Blue-Point®)

CJ13215 Washer (Blue-Point®)

CJ132AIS Instruction Sheet (Blue-Point®)



CJ146



YA6490A



Harmonic Damper Pulley Pullers

CJ146 Crankshaft Harmonic Balancer Kit

- Remove the crankshaft harmonic balancer on 1990 and later 3.3 L and 3.8 L GM® engines
- Shoulder bolt adaptors provide the correct installation depth, preventing damage to the crank sensor and interrupter rings
- Includes (3) CJ146-1 adaptors, (1) CJ146-2 extension and vinyl storage pouch
- Requires Snap-on® CJ98-1 yoke and CJ83-3 pressure screw for use (not included)

YA6490A Harmonic Damper Pulley Puller (Blue-Point®)

- New spring-loaded legs allow for leg position retention
- Provides greater ease and control when installing the puller in confined areas
- Removes harmonic damper pulleys found on many Chrysler® and GM® engines
- Used on autos, pickups, SUVs and vans

YA13350 Harmonic Dampener Pulley Puller (Blue-Point®)

- Use on 3.6L Camaro® engines
- Unique design accesses the pulley on internal pulley ledges

YA13450 Harmonic Dampener Pulley Puller (Blue-Point®)

- Use on 3.5 L and 5.7 L Dodge® engines
- Unique design accesses pulley on internal pulley ledges

Harmonic Balancer

YA6491A Harmonic Damper Pulley Puller Update Kit (Blue-Point®)

- Updates earlier YA9740 pullers to the same applications as the new YA6490A
- Kit updates other pulley pullers that are similar to the YA9740 series of pullers
- Add YA6491 Update Kit to the existing YA9740 series pullers to add these new applications: GM® 4.2 L Straight 6-cylinder; Chevy® Trailblazer®, Colorado®; GMC® Envoy®, Canyon® (2004-later); Oldsmobile® Bravada® (2003-later); Buick® Rainier (2004-later) 3.5 L Straight 5-cylinder; Hummer® H3® (2006-later) 2.8 L Straight 4-cylinder



YA6491A

YA9740A-6 Short Push Rod (Blue-Point®)

- Short push rod for older model YA9740 pullers
- Use on crankshafts that are not drilled to full depth

Pitman Arm Pullers

CJ89 Pitman Arm Puller

CJ115 Pitman Arm Puller

- Similar in design to CJ119B except it is designed for compact and intermediate size cars

CJ119B Pitman Arm Puller (Domestic Cars/Light Trucks)

- Designed for most US cars and light trucks
- Pressure screw size: 3/4"-16 x 6-7/8"
- Industrial finish

YA6880 Low-Profile Pitman Arm Puller

- Fits in the confined space on most GM® (1988–2000 C and K Series chassis) trucks and SUVs; also fits 2001–present trucks and SUVs with steering gear box/pitman arms
- Forged chromoly steel for strength and durability
- Design allows the technician save time removing the arm off of the steering gear box without altering the boxes position

PAR1188 Heavy-Duty Pitman Arm Puller

- Removal of large pitman arms onto 1 ton pickup trucks
- Applications include Ford® F-250/350 (2000–later), Dodge® 2500/3500 (2011–later), Chevrolet®/GMC® 2500/3500 (2011–later)

PAR1490 Super Duty Pitman Arm Popper

- Fits short sector shaft and long sector shafts with a bolt or nut attachment
- Forged from alloy steel
- Heat treated for rigidity and durability
- Fine pitch thread for reduced effort
- Ball bearing tip to protect the sector shaft



GENERAL PURPOSE INTERCHANGEABLE

Light-Duty Pullers

Builds pullers.

Stock No.	Puller Type	Maximum Reach, inches (mm)	Outside Spread, inches	Inside Spread, inches
CG240	2-Jaw	2-1/2 (64)	0-3	7/8-3-1/4
CG240H	2-Jaw	2-1/2 (63)	0-3	7/8-3-1/4
CG240HL	2-Jaw	3-1/2 (88)	0-4	1-3-3/4
CG240L	2-Jaw	3-1/2 (89)	0-4	1-3-3/4
CG243	3-Jaw	2-1/2 (64)	0-3	7/8-3-1/4
CG243H	3-Jaw	2-1/2 (64)	0-3	7/8-3-1/4
CG243HL	3-Jaw	3-1/2 (89)	0-4	1-3-3/4
CG243L	3-Jaw	3-1/2 (89)	0-4	1-3-3/4

CG2400B Manual Light-Duty Interchangeable General Purpose Puller Set

- This versatile set provides two- or three-jaw pulling with pressure screw or slide hammer options
- Interchange parts to build any of the four puller combinations
- Up to 2-1/2 ton of pulling power
- 3" dia. capacity for outside pulls



Medium-Duty

Builds pullers. Medium-duty pullers deliver up to 7-1/2 ton of pulling power, 4-1/2" dia. capacity for outside pulls and from 3/4-8" dia. capacity for inside pulls. CG6223 Hydraulic Conversion

Set converts CG250 and CG253 manual pullers to hydraulic power. The manual components of the indicated medium duty pullers are included in the heavy-duty (CG2500/CG2510 Series) sets.

Stock No.	Puller Type	Maximum Reach, inches	Outside Spread, inches	Inside Spread, inches
CG250	Two-Jaw	3	0-4-1/2	1-1/2-3-1/2
CG250A	Two-Jaw, Pulling Plate	3	0-4-1/2	1-1/2-3-1/2
CG250H	Two-Jaw	3	0-4-1/2	1-1/2-3-1/2
CG250HL	Long Jaw, Two-Jaw	6	0-8-1/2	3/4-8
CG253	Three-Jaw	3	0-4-1/2	1-1/2-3-1/2
CG253H	Three-Jaw	3	0-4-1/2	1-1/2-3-1/2
CG253L	Three-Jaw	6	0-8-1/2	3/4-8



- Screen puller application
- Inspect the puller, do not use damaged parts
- Use the proper type and size puller for the job
- †These products can expose you to chemicals which are known to the state of California to cause cancer and reproductive harm. See pages 906-907 for details.
- Read safety precautions on pages W1 to W4

PULLERS: GENERAL PURPOSE INTERCHANGEABLE



CG2510BSHY



CG2500BSB

**Heavy-Duty
Builds Pullers:**

Stock No.	Puller Type	Maximum Reach, inches	Outside Spread, inches	Inside Spread, inches
CG654HY	Hydraulic, 2-Jaw	3	0-4-1/2	1-1/2-3-1/2
CG655HY	Hydraulic, 3-Jaw	3	0-4-1/2	1-1/2-3-1/2
CGJ270	2-Jaw	5-1/2	0-8-1/2	2-1/2-7
CG270HA	2-Jaw	5-1/2	0-8-1/2	2-1/2-7
CG270SA	Special Grip, 2-Jaw	5-1/2	0-8-1/2	2-1/2-7
CG273	3-Jaw	5-1/2	0-8-1/2	2-1/2-7
CG273HA	3-Jaw	5-1/2	0-8-1/2	2-1/2-7
CG280A	Long Jaw, 2-Jaw	8	0-10	3-8
CG283A	Long Jaw, 3-Jaw	8	0-10	3-8
CG274HY	Hydraulic, 2-Jaw	8-3/4	10	3-8
CG275HY	Hydraulic, 3-Jaw	8-3/4	0-10	3-8

The CG2510 and CG2500 Series delivers:

- Up to 12-1/2 tons of pulling power
- 10" diameter capacity for outside pulls
- From 3/4-8" diameter capacity for inside pulls

CG2510BSBHY Heavy-Duty Manual/Hydraulic Interchangeable Puller Set

- Features 40 interchangeable components, including the CG1224 10-ton hydraulic power kit
- All components are displayed on a VE213 tool control board, which is mounted inside a KRA276D wall cabinet

VE213 Tool Control Board

- Panel for the CG2500BSBHY Manual/Hydraulic Puller Set

CG2510BSHY Heavy-Duty Interchangeable Manual/Hydraulic Puller Set

- Same as the CG2510BSBHY set mounted on a VE213 tool control board
- Does not include the wall cabinet

CG2510BHY Heavy-Duty Interchangeable Manual/Hydraulic Puller Set

- Same as CG2510BSBHY set, without the tool control board or the wall cabinet

CG2500BSB Heavy-Duty Interchangeable Manual Puller Set

- Same as the CG2510BSBHY set less the 10 ton hydraulic power kit components
- Tool control board for this set is VE113B
- Wall cabinet is KRA276D

VE113B Tool Control Board

- Panel A is designed to hold the components for the CG2500BS interchangeable puller set (6, 7-1/2, 10 and 12-1/2 ton capacity)
- Also used as the tool control board for the CG2500BSB manual puller set

CG2500B Heavy-Duty Manual Interchangeable Puller Set

- Same as the CG2500BSB set, without the tool control board or the wall cabinet

CG2500BS Heavy-Duty Manual Interchangeable Puller Set

- Same as the CG2500BSB set mounted on a VE113B tool control board, without the wall cabinet

PULLERS: 2-JAW PRESSURE SCREW

2-Ton Capacity (1.8 t), 2-Jaw

Stock No.	Maximum Reach, inches (mm)	Maximum Spread, inches (mm) inside	Maximum Spread, inches (mm) outside	Pressure Screw Size, inches	Jaw Thickness, inches (mm)	Jaw Width, inches (mm)
CG240A	2-1/2 (64)	7/8-3-1/4 (22-83)	3 (76)	3/8-16 x 5-1/16	3/16 (5)	3/8 (10)
CG240LA	3-1/2 (89)	7/8-3-3/4 (25-95)	4 (102)	3/8-16 x 6-1/16	3/16 (5)	3/8 (10)



CG240A

6-Ton Capacity (5.4 t), 2-Jaw

Stock No.	Maximum Reach, inches (mm)	Maximum Spread, inches (mm) inside	Maximum Spread, inches (mm) outside	Pressure Screw Size, inches	Jaw Thickness, inches (mm)	Jaw Width, inches (mm)
CGJ250	3 (76)	1-1/2-3-1/2 (38-89)	4-1/2 (114)	5/8-18 x 6-7/8	1/4 (6)	3/4 (19)
CG250AA*	3 (76)	1-1/2-3-1/2 (38-89)	4-1/2 (114)	5/8-18 x 6-7/8	1/4 (6)	3/4 (19)



CGJ250



CG270AA

10-Ton Capacity (9.1 t), 2-Jaw

Stock No.	Maximum Reach, inches (mm)	Maximum Spread, inches (mm) inside	Maximum Spread, inches (mm) outside	Pressure Screw Size, inches	Jaw Thickness, inches (mm)	Jaw Width, inches (mm)
CGJ270	5-1/2 (140)	2-1/2-7-1/2 (64-178)	8-1/2 (216)	3/4-16 x 9-13/16	1/4 (6)	15/16 (24)
CG270AA*	5-1/2 (140)	2-1/2-7-1/2 (64-178)	8-1/2 (216)	3/4-16 x 9-13/16	1/4 (6)	15/16 (24)
CG272A**	5-1/2 (140), 8-3/4 (222)	2-1/2-7-1/2 (64-178), 3-8 (76-203)	8-1/2 (216), 10 (254)	3/4-16 x 9-13/16, 3/4-16 x 12-1/8	1/4 (6)	15/16 (24)
CG270SA	5-1/2 (140)	2-1/2-7-1/2 (64-178)	8-1/2 (216)	3/4-16 x 9-13/16	1/4 (6)	15/16 (24)
CG280A	8-3/4 (222)	3-8 (76-203)	10 (254)	3/4-16 x 12-1/8	1/4 (6)	15/16 (24)
CG284A***	15 (381)	4-3/4-11-1/2 (121-292)	13-3/4 (349)	3/4-16 x 18-15/16	3/8 (10)	1 (25)



CG280A

*Includes CG1 pulling plate. **Two jaw lengths. ***Includes pressure screw extension.

3-JAW PRESSURE SCREW

2-1/2-Ton Capacity (2.3 t), 3-Jaw

Stock No.	Maximum Reach, inches (mm)	Maximum Spread, inches (mm) inside	Maximum Spread, inches (mm) outside	Pressure Screw Size, inches	Jaw Thickness, inches (mm)	Jaw Width, inches (mm)
CG243A	2-1/2 (64)	7/8-3-1/4 (22-83)	3 (76)	3/8-16 x 5-1/16	3/16 (5)	3/8 (10)
CG243LA	3-1/2 (89)	7/8-3-3/4 (22-95)	4 (102)	3/8-16 x 6-1/16	3/16 (5)	3/8 (10)



CG243A

6-Ton Capacity (5.4 t), 3-Jaw

Stock No.	Maximum Reach, inches (mm)	Maximum Spread, inches (mm) inside	Maximum Spread, inches (mm) outside	Pressure Screw Size, inches	Jaw Thickness, inches (mm)	Jaw Width, inches (mm)
CG253LA	6 (152)	3/4-8 (19-203)	5/8-18 x 6-7/8	5/8-18 x 6-7/8	5/16 (8)	3/8 (10)



CG253LA

7-1/2-Ton Capacity (6.8 t), 3-Jaw

Stock No.	Maximum Reach, inches (mm)	Maximum Spread, inches (mm) inside	Maximum Spread, inches (mm) outside	Pressure Screw Size, inches	Jaw Thickness, inches (mm)	Jaw Width, inches (mm)
CG253A	3 (76)	1-1/2-3-1/2 (38-89)	4-1/2 (114)	5/8-18 x 6-7/8	1/4 (6)	3/4 (19)



CG285A

12-1/2-Ton Capacity (11.3 t), 3-Jaw

Stock No.	Maximum Reach, inches (mm)	Maximum Spread, inches (mm) inside	Maximum Spread, inches (mm) outside	Pressure Screw Size, inches	Jaw Thickness, inches (mm)	Jaw Width, inches (mm)
CGJ273	5-1/2 (140)	2-1/2-7-1/2 (64-178)	8-1/2 (216)	3/4-16 x 9-13/16	1/4 (6)	15/16 (24)
CG273AA	5-1/2 (140)	2-1/2-7-1/2 (64-178)	8-1/2 (216)	3/4-16 x 9-13/16	1/4 (6)	15/16 (24)
CG283A	8 (203)	3-8 (76-203)	10 (254)	3/4-16 x 12-1/8	1/4 (6)	15/16 (24)
CG285A	15 (381)	4-3/4-11-1/2 (121-292)	13-3/4 (349)	3/4-16 x 18-15/16	3/8 (10)	1 (25)



- Screen the puller application
- Inspect the puller, do not use damaged parts
- Use the proper type and size puller for the job
- Read safety precautions on pages W1 to W4

PULLERS: 2-JAW SLIDE HAMMER



CG240H

2-Ton Capacity (1.8 t) – 1-1/16 lb Hammer

Stock No.	Maximum Reach, inches (mm)	Maximum Spread, inches (mm) inside	Maximum Spread, inches (mm) outside	Slide Screw Size, inches	Jaw Thickness, inches (mm)	Jaw Width, inches (mm)
CG240HA	2-1/2 (63)	7/8–3-1/4 (22–82)	3 (76)	3/8–16 x 12-5/8	3/16 (5)	3/8 (10)
CG240HLA	3-1/2 (88)	7/8–3-3/4 (25–95)	4 (102)	3/8–16 x 12-5/8	3/16 (5)	3/8 (10)



CG250HL

6-Ton Capacity (5.4 t) – 2-1/8 lb Hammer

Stock No.	Maximum Reach, inches (mm)	Maximum Spread, inches (mm) inside	Maximum Spread, inches (mm) outside	Slide Screw Size, inches	Jaw Thickness, inches (mm)	Jaw Width, inches (mm)
CG250CA*	3 (76)	1-1/2–3-1/2 (38–89)	4-1/2 (114)	5/8–18 x 18-1/16	1/4 (6)	3/4 (19)
CG250HA	3 (76)	1-1/2–3-1/2 (38–89)	4-1/2 (114)	5/8–18 x 18-1/16	1/4 (6)	3/4 (19)
CG250HLA	6 (152)	3/4–8 (19–203)	—	5/8–18 x 18-9/16	7/32 (5)	5/16 (8)

*Includes CG250H puller, CG1 pulling plate and pressure screw



CG270C

10-Ton Capacity (9.1 t) – 3-1/2 lb Hammer

Stock No.	Maximum Reach, inches (mm)	Maximum Spread, inches (mm) inside	Maximum Spread, inches (mm) outside	Slide Screw Size, inches	Jaw Thickness, inches (mm)	Jaw Width, inches (mm)
CG270CA**	5-1/2 (140)	2-1/2–7-1/2 (64–178)	8-1/2 (216)	3/4–16 x 23-3/8	1/4 (6)	15/16 (24)
CG270HA	5-1/2 (140)	2-1/2–7-1/2 (64–178)	8-1/2 (216)	3/4–16 x 23-3/8	1/4 (6)	15/16 (24)

**Includes CG1 pulling plate and pressure screw

PULLERS: 3-JAW SLIDE HAMMER



CG243H

2-1/2-Ton Capacity (2.3 t) – 1-1/16 lb Hammer

Stock No.	Maximum Reach, inches (mm)	Maximum Spread, inches (mm) inside	Maximum Spread, inches (mm) outside	Slide Screw Size, inches	Jaw Thickness, inches (mm)	Jaw Width, inches (mm)
CG243HA	2-1/2 (64)	7/8–3-1/4 (22–83)	3 (76)	3/8–16 x 12-5/8	3/16 (5)	3/8 (10)
CG243HLA	3-1/2 (89)	7/8–3-3/4 (25–95)	4 (102)	3/8–16 x 12-5/8	3/16 (5)	3/16 (5)



CG253H

7-1/2-Ton Capacity (6.8 t) – 2-1/8 lb Hammer

Stock No.	Maximum Reach, inches (mm)	Maximum Spread, inches (mm) inside	Maximum Spread, inches (mm) outside	Slide Screw Size, inches	Jaw Thickness, inches (mm)	Jaw Width, inches (mm)
CG253HA	3 (76)	1-1/2–3-1/2 (38–89)	4-1/2 (114)	5/8–18 x 18-1/16	1/4 (6)	3/4 (19)



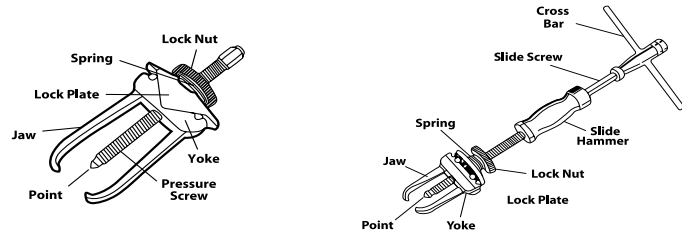
CG273C

12-1/2-Ton Capacity (11.3 t) – 3-1/2 lb Hammer

Stock No.	Maximum Reach, inches (mm)	Maximum Spread, inches (mm) inside	Maximum Spread, inches (mm) outside	Slide Screw Size, inches	Jaw Thickness, inches (mm)	Jaw Width, inches (mm)
CG273CA*	5-1/2 (140)	2-1/2–7-1/2 (64–178)	8-1/2 (216)	3/4–16 x 23-3/8	1/4 (6)	15/16 (24)
CG273HA	5-1/2 (140)	2-1/2–7-1/2 (64–178)	8-1/2 (216)	3/4–16 x 23-3/8	1/4 (6)	15/16 (24)

*Includes CG273H puller, CG1 pulling plate and pressure screw

PULLERS: REFERENCE CHARTS



2-1/2-ton Capacity (2.3 t) – 1-1/16 lb Hammer

Stock No.	2-Jaw Yoke CG240-2	3-Jaw Yoke CG243-2	Std. Pres. Screw CG240-1	Long Pres. Screw CG240-11	Slide Screw CG240-8	Slide Hammer CG240-9	2-Jaw Lock Plate CG240-5	3-Jaw Lock Plate CG243-5	Spring CG240-6	Adjusting Nut CG240-7	Standard Jaw CG240-3	Long Jaw CG240-10
CG240A	1	—	1	—	—	—	1	—	1	1	2	—
CG240LA	1	—	—	1	—	—	1	—	1	1	—	2
CG240HA	1	—	—	—	1	1	1	—	1	1	2	—
CG240HLA	1	—	—	—	1	1	—	—	1	1	—	2
CG243A	—	1	1	—	—	—	1	1	1	1	3	—
CG243LA	—	1	—	1	—	—	—	1	1	1	—	3
CG243HA	—	1	—	—	1	1	—	1	1	1	3	—
CG243HLA	—	1	—	—	1	1	—	1	1	1	—	3

6-ton Capacity (5.4 t) – 2-1/8 lb Hammer

Stock No.	2-Jaw Yoke CG250-2	3-Jaw Yoke CG253-2	Pressure* Screw CG250-1A	Slide* Screw CG250-8A	Slide Hammer CG250-9	Cross Bar CG10F	Lock Plate CG250-5	Spring CG250-6	Adjusting Nut CG250-7	Standard Jaw CG250-3	Long Jaw CG250-10	Pulling Plate CG1
CGJ250	1	—	1	—	—	—	1	1	1	2	—	—
CG250AA	1	—	1	—	—	—	1	1	1	2	—	1
CG250CA	1	—	1	1	1	1	1	1	1	2	—	1
CG250HA	1	—	—	1	1	1	1	1	1	2	—	—
CG250HLA	1	—	—	1	1	1	1	1	1	—	2	—
CG253A	—	1	1	—	—	—	1	1	1	3	—	—
CG253HA	—	1	—	1	1	1	1	1	1	3	—	—
CG253LA	—	1	1	—	—	—	1	1	1	—	3	—
CG2500C**	1	1	1	1	1	1	2	2	2	3	3	—

**CG2500C continued in next chart

CG2500C Heavy-Duty Manual Interchangeable Puller Set

- Same as the CG2500CSB set, without the tool control board or the wall cabinet

Heavy-Duty

Stock No.	2-Jaw Yoke CG270-2	3-Jaw Yoke CG273-2	Std. Pres.* Screw CG270-1A	Long Pres.* Screw CG270-11A	Manual Adaptor CG270-13	Slide* Screw CG270-8A	Slide Hammer CG66-2	2-Jaw Lock Plate CG270-5	3-Jaw Lock Plate CG273-5	Spring CG270-6	Lock Nut CG270-7	Standard Jaw CG270-3	Long Jaw CG270-10	Special Jaw CG270-3S	Extra Long Jaw CG270-12
CGJ270	1	—	1	—	—	—	—	—	—	1	1	2	—	—	—
CG270AA	1	—	1	—	—	—	—	—	—	1	1	2	—	—	—
CG270CA	1	—	1	—	—	1	1	—	—	1	1	2	—	—	—
CG270HA	1	—	—	—	—	1	1	—	—	1	1	2	—	—	—
CG270SA	1	—	1	—	—	—	—	1	—	1	1	—	—	2	—
CG272A	1	—	—	1	—	—	—	1	—	1	1	—	2	—	—
CG273AA	—	1	1	—	—	—	—	—	1	1	1	3	—	—	—
CG273CA	—	1	1	—	—	1	1	—	—	1	1	3	—	—	—
CG273HA	—	1	—	—	—	1	1	—	1	1	1	3	—	—	—
CG280A	1	—	—	1	—	—	—	—	—	1	1	—	2	—	—
CG283A	—	1	—	1	—	—	—	—	1	1	1	—	3	—	—
CG284A	1	—	—	1	1	—	—	—	—	1	1	—	—	—	2
CG285A	—	—	—	1	1	—	—	—	1	1	1	—	—	—	3
CG2500C	—	—	—	—	—	—	—	—	—	—	—	—	—	—	—

20-ton Capacity (18.1 t), 2-Jaw

Stock No.	Description	2-Jaw Yoke CG300-2	Lock Nut CG300-7	Lock Plate CG300-5	Long Jaw CG305-9	Pressure Screw CG300-1	Pressure Screw CG305-8	Spring CG300-6	Standard Jaw CG300-3
CG300	20-Ton Two Jaw Pressure Screw Puller	1	1	1	—	1	—	1	2
CG305	20-Ton Two Jaw Pressure Screw Puller	1	1	1	2	—	1	1	—



- Screen the puller application
- Inspect the puller; do not use damaged parts
- Use the proper type and size puller for the job
- Read safety precautions on pages W1 to W4

PULLERS: INDUSTRIAL**CG1038KA****Industrial Puller Sets****CG1038KA Industrial Puller Set**

- Includes more than 35 basic pullers that will assemble into more than 165 puller combinations
- Standard pullers in this set have a range from 2–20-ton
- The hydraulic power components provide up to 20-tons of easy pulling power
- Optional 10 and 50-ton hydraulic accessories are available
- Components are mounted on (4) 24 x 32 x 3/4" tool control panels (labeled A, B, C and D) with white silhouettes
- The panels are mounted on KRA213E A-frame

CG1050KA Expanded Industrial Puller Set

- Includes the CG1038KA industrial puller set and the CG1224 power kit for converting 10-ton manual pullers to hydraulic power; CG300-1, CG305-8 and CG350-1 pressure screws; CG343-1 4" plug; CG350-2 manual yoke for converting the 20-ton hydraulic pullers to manual power and CG555 basic hydraulic set for building a 50-ton hydraulic bar type puller
 - Includes CG420-5C pressure gauge, CG420-6 gauge mounting adaptor, ten CG250-20 small centering adaptors and ten CG270-20 large centering adaptors
- KRA213E A-Frame**
- Mobile unit features 23,220 in³, 1,260 in² of storage for convenient access and orderly storage
 - Measures 26-1/2 x 52-3/8 x 32-3/8"

Tool Control Boards**VE113B Tool Control Board**

- Panel A is designed to hold the components for the CG2500CS interchangeable puller set (6, 7-1/2, 10 and 12-1/2 ton capacity)
- Also used as the tool control board for the CG2500CSB manual puller set

CGJ250 6-Ton Two Jaw Pressure Screw Puller**CG250HA 6-Ton Two Jaw Slide Hammer Puller****CG250HLA 6-Ton Two Jaw Slide Hammer Puller****CG253A 7-1/2-Ton Three Jaw Pressure Screw Puller****CG253HA Three Jaw Medium Duty Puller****CGJ270 10-Ton Two Jaw Pressure Screw Puller****CG270HA 10-Ton Two Jaw Slide Hammer Puller****CG270SA 10-Ton Two Jaw Pressure Screw Puller****CGJ273 12-1/2-Ton Three Jaw Pressure Screw Puller****CG273HA 12-1/2-Ton Three Jaw Slide Hammer Puller****CG280A 10-Ton Two Jaw Pressure Screw Puller****CG283A 12-1/2-Ton Three Jaw Pressure Screw Puller****VE138-3B Tool Control Board**

- Panel B is designed to hold the CG2400B light duty puller set, CJ840C tapped hole puller set, CJ949 bearing separator and CJ9500 bearing separator set components

CG240A 2-Ton Two Jaw Pressure Screw Puller**CG240HA 2-Ton Two Jaw Slide Hammer Puller****CG243A 2-1/2-Ton Three Jaw Pressure Screw Puller****CG243HA 2-1/2-Ton Three Jaw Slide Hammer Puller****CJ93B Puller Set with Small Slide Hammer****CJ840C Complete Bar-Type Manual Tapped Hole Puller Set****CJ949 1-1/8" Bearing Separator****CJ950 2-3/8" Bearing Separator****CJ951 4-1/2" Bearing Separator****CJ952 6-1/8" Bearing Separator****VE138-2B Tool Control Board**

- Panel C is designed to hold the CG450HYA 20 ton hydraulic bar type puller components and the components of CG2545AB blind hole bearing puller set

CG45 7 pc Blind Hole Bearing Puller Set**CG450 Bar-Type Manual Puller Set****CG450HYA Bar-Type Hydraulic/Manual Puller Set****VE138-1B Tool Control Board**

- Panel D is designed to hold components of the CG400 20 ton jaw type puller, three CG305-9 long jaws, CG455 and CG455A threaded adaptor sets, plus CG455-18 and CG455-19 pressure screw adaptors
- The adaptors are for use with the bar-type pullers on tool control panel C

CG400 Manual Combination Two and Three Jaw Puller**CG400HYA 20-Ton Hydraulic Puller****CG405 Manual Combination Two and Three Jaw Puller****CG405HYA 20-Ton Hydraulic Puller**

PULLERS: HYDRAULIC POWER UNITS

Pump and Ram Set Components

Features of two-stage hydraulic pumps:

- Two stage design will advance 20–50 ton rams in the low pressure stage in less than 1/3 the strokes required on other models
- CG520 Ram extends in 60–70 strokes
- CG420 Ram extends in 17–19 strokes
- When high pressure is required, the low-pressure stage automatically kicks out to leave the high-pressure stage to do the work



Capacity, tons	Stock No.	Stroke, inches	Collapsed Height, inches	Extended Height, inches	Effective Area (piston)	Oil Capacity (in ³)	Pressure Screw Size, inches
6	CG650	1-1/2	4-11/16	6-3/16	1.473	2.210	5/8–11 x 13-1/4
10	CG120	1	4-3/4	5-3/4	2.440	2.440	3/4–10 x 16-1/4
20	CG420-1A	2	6	8	4.418	8.836	1-1/8–8 x 20-1/2
35	CG720	2-1/2	7	9-1/2	7.903	19.758	1-3/8–8 x 25
50	CG520	3	8-1/8	11-1/8	11.066	33.198	1-5/8–5-1/2 x 30

CG222 4-Ton Hydraulic Pump and Ram Set Includes:

- CG4-2A Single Stage Pump
- CG120-3-1 Hydraulic Hose
- CG120-4 Coupler Set
- CG220 4 Ton Hydraulic Ram
- CG220-13 Pressure Screw
- CG4-2A Single Stage Pump

CG122 10-Ton Hydraulic Pump and Ram Set Includes:

- CG120 Ram, Hydraulic, 10-Ton
- CG4-2A Single Stage Pump
- CG120-13 Pressure Screw
- CG120-3-1 Hydraulic Hose
- CG120-4 Coupler Set



CG652 6-Ton Hydraulic Pump and Ram Set Includes:

- CG120-3-1 Hydraulic Hose
- CG120-4 Coupler Set
- CG250-20 Replacement for CG250 Series Point
- CG4-2A Single Stage Pump
- CG650 6-Ton Ram

CG420A 20-Ton Hydraulic Pump and Ram Set Includes:

- CG420-1A 20-Ton Ram
- CG420-2A Single Stage Hydraulic Pump
- CG420-1-14 Centering Adaptor
- CG420-3-1 Hose
- CG420-4 Coupler Set
- CG420A2S Hydraulic Pump and Ram Set



HYDRAULIC ACCESSORIES

CG6223 Hydraulic Conversion Power Kit

- 6 ton
- Converts the CG250, CG253 manual pullers and CG1500 puller set to hydraulic power
- Includes 6 ton pump and ram set, two jaw yoke, hand wheel adaptor and three jaw yoke

CG652 6-Ton Hydraulic Pump and Ram Set

- CG250-15 6-Ton Yoke
- CG250-16 Hand Wheel Adaptor
- CG253-15 6-Ton Yoke

CG1224 10-Ton Hydraulic Conversion Kit

- Converts the CG270, CG273, CG280, and CG283 manual pullers (on tool control panel A) and CG1700/CG2500B puller sets to hydraulic power

CG122 10-Ton Hydraulic Pump and Ram Set

- CG270-15 10-Ton Yoke
- CG270-16 Hand Wheel Adaptor
- CG273-15 10-Ton Yoke

CG558 50 Ton Hydraulic Push-Pull Puller Accessory Set

- Includes additional side rods and end blocks, plus work screw, side rod, and bull nose adaptors to increase the versatility of the CG555 basic hydraulic set



CG420-5C Pressure Gauge

- Can be used with 6-, 10-, 20-, 35- and 50-ton hydraulic equipment
- Use for CG4-2A, CG420-2A and CG420A-2S hydraulic pumps
- Indicates hydraulic pressure in ton of pressure as well as PSI
- Adaptor CG420-6 is required to attach gauge to pumps

CG420-6 Gauge Mounting Adaptor

- Mounts CG420-5C Pressure Gauge to 6, 10, 20, 35 and 50 ton hydraulic systems



- Screen the puller application
- Inspect the puller; do not use damaged parts
- Use the proper type and size puller for the job
- Read safety precautions on pages W1 to W4

PULLERS: 2- AND 3-JAW HYDRAULIC



CG654HY



CG655HY



CG274HY



CG275HY



CG400HY



CG343



CG405HY



CG425HY

CG560HY

Heavy-Duty

Stock No.	Maximum Reach, inches (mm)	Maximum Spread, inches (mm) inside	Maximum Spread, inches (mm) outside	Pressure Screw Size, inches	Jaw Thickness, inches (mm)	Jaw Width, inches (mm)
CG654HY† Hydraulic, 2-Jaw	3 (76)	1-1/2-3-1/2 (38-89)	4-1/2 (114)	5/8-11 x 13-3/4	1/4 (6)	3/4 (19)
CG655HY* Hydraulic, 3-Jaw	3 (76)	1-1/2-3-1/2 (38-89)	4-1/2 (114)	5/8-11 x 13-3/4	1/4 (6)	3/4 (19)

†Includes hydraulic ram and pump set.

*To convert to manual power, use pressure screw, adjusting nut and yoke from either CG250 or CG253 Pullers.

10-Ton Capacity (9.1 t)

Stock No.	Maximum Reach, inches (mm)	Maximum Spread, inches (mm) inside	Maximum Spread, inches (mm) outside	Pressure Screw Size, inches	Jaw Thickness, inches (mm)	Jaw Width, inches (mm)
CG274HY† 2 Jaw	8-3/4 (222)	3-8 (76-203)	3-8 (76-203), 10-1/2 (266)	3/4-10 x 16-1/4	1/4 (6)	15/16 (24)
CG275HY† 3 Jaw	8-3/4 (222)	3-8 (76-203)	10 (254)	3/4-10 x 16-1/4	1/4 (6)	15/16 (24)
CG276HY† 2 Jaw	15 (381)	4-3/4-11-1/2 (121-292)	13-3/4 (349)	3/4-10 x 23-3/8	3/8 (9)	1 (25)
CG277HY* 3 Jaw	15 (381)	4-3/4-11-1/2 (121-292)	13-3/4 (349)	3/4-10 x 23-3/8	3/8 (9)	1 (25)

†Includes hydraulic ram and pump set.

*To convert to manual power, use pressure screw, adjusting nut and yoke from either CG270 or CG273 Pullers.

20-Ton Capacity (18.1 t) Combination 2 and 3 Jaw

Stock No.	Maximum Reach, inches (mm)	Maximum Spread, inches (mm) outside	Pressure Screw Size, inches	Jaw Thickness, inches (mm)	Jaw Width, inches (mm)
CG400HYA*	9-1/2 (241)	13 (330)	1-1/8-8 x 20-1/2	7/16 (11)	1-1/4 (32)
CG400	CG400HYA less hydraulic ram and pump				
CG343	Manual version of CG400HYA. Includes CG343-1 4" Plug and CG300-1 1-14 Pressure Screw in place of ram and pump				
CG405HYA*	14 (355)	15 (381)	1-1/8-8 x 20-1/2	9/16 (14)	1-1/4 (32)
CG405	CG405HYA less hydraulic ram and pump				
CG348	Manual version of CG405HYA. Includes CG343-1 4" Plug and CG305-8 1-14 Pressure Screw in place of ram and pump				
CG425HYA*	19 (482)	20 (508)	1-1/8-8 x 20-1/2	1-1/8 (29)	1-1/2 (38)
CG425	CG425HYA less hydraulic ram and pump				
CG325	Manual version of CG425HYA. Includes 1-3/8"-8 x 20-11/16" pressure screw in place of pump, ram, washer adaptor, ram adaptor and cap screws				

*Included with hydraulic ram.

50-Ton Capacity (45.36 t) Combination 2 and 3 Jaw

Stock No.	Maximum Reach, inches (mm)	Maximum Spread, inches (mm) outside	Pressure Screw Size, inches	Jaw Thickness, inches (mm)	Jaw Width, inches (mm)
CG560HY*	28 (711)	44 (1,118)	1-5/8-5-1/2 x 30	1-7/16 (36)	2 (51)

*Included with hydraulic ram

PULLERS: BAR-TYPE MANUAL TAPPED HOLE SETS



CJ840C

6-Ton Capacity (5.41 t), Tapped Hole

Stock No.	Maximum Reach, inches (mm)	Maximum Spread, inches (mm)	Pressure Screw	Side Rods (2)	Side Rod Adaptors (2)
CJ840C	33 (838)	2-5/8-11-5/8 (67-295)	1-14 x 30	5/8-18	1/2-20, 1/2-13, 3/4-16, 3/4-10
Complete Puller Set	Side rods in set are provided two each in 5" (CJ84-5), 10" (CJ84A2) and 20" (CJ84-3) lengths				3/8"-24, 3/8"-16, 5/16"-24, 5/16"-18, 7/16"-20, 5/8"-18, 5/8"-11, 7/16"-14
CJ84C	33 (838)		1-14 x 33	5/8-18	
Basic Puller Set		2-5/8-11-5/8			1/2"-20, 1/2"-13, 5/8"-18, 5/8"-11, 3/4"-16, 3/4"-10

BAR-TYPE MANUAL PUSH-PULL SETS

6-Ton Capacity (5.4 t), Push-Pull

Stock No.	Maximum Reach, inches (mm)	Maximum Spread, inches (mm)	Pressure Screw Size, inches	Pressure Screw Adaptor	Side Rods	Side Rod Adaptors
CG706 Push/Pull Set	14-1/8 (358)	2-5/8-7-1/2 (67-191)	5/8-18 x 10	—	7/16-14 x 8 (4 each)	7/16-14f x 5/8-18m



CG706

10-Ton Capacity (9.1 t), Push-Pull

Stock No.	Maximum Reach, inches (mm)	Maximum Spread, inches (mm)	Pressure Screw Size, inches	Pressure Screw Adaptor	Side Rods
CG710 Push/Pull Set	17-5/8 (448)	3-9/16-9-3/8 (90-238)	3/4-16 x 12	CG710-3 3/4-16f x 5/8-18m	(2) 5/8-18 x 8, (2) 5/8-18 x 12



CG710

BAR-TYPE HYDRAULIC/MANUAL SETS

6-Ton Capacity (5.4 t), Hydraulic

Stock No.	Maximum Reach, inches (mm)	Maximum Spread, inches (mm)	Pressure Screw Size, inches	Pressure Screw Adaptor	Side Rods	Side Rod Adaptors
CG656HY* Hydraulic Set	14-1/8 (358)	2-5/8-7-1/2 (67-191)	5/8-11 x 13-3/4	5/8-11f x 5/8-18m	7/16-14 x 8	7/16-14f x 5/8-18m
CG656	CG656HY Set less the hydraulic components					

*Included with hydraulic ram



CG656HY

10-Ton Capacity (9.1 t), Hydraulic

Stock No.	Maximum Reach, inches (mm)	Maximum Spread, inches (mm)	Pressure Screw Size, inches	Pressure Screw Adaptor	Side Rods	Side Rod Adaptors
CG150HY Hydraulic Set	17-5/8 (448)	3-9/16-9-3/8 (90-238)	3/4-10 x 16-1/4	3/4-10f x 5/8-18m, 3/4-10f x 3/4-16m	5/8-18 x 8, 5/8-18 x 12	—
CG150	CG150HY Set less the hydraulic components					



CG150HY

20-Ton Capacity (18.1 t), Hydraulic

Stock No.	Maximum Reach, inches (mm)	Maximum Spread, inches (mm)	Pressure Screw Size, inches	Pressure Screw Adaptor	Side Rods, inches	Side Ride Adaptors, inches
CG450HYA Hydraulic Set	24 (610)	6-15 (152-381)	1-1/8-8 x 20-1/2	—	7/8-14 x 20, 7/8-14 x 10	7/8-14f x 7/8-14m, 7/8-14f x 5/8-18m
CG450	CG450HY Set less the hydraulic components					
CG350	Manually operated version of the CG450					

*Included with hydraulic ram



CG450HYA

35-Ton Capacity (31.7 t), Hydraulic

Stock No.	Maximum Reach, inches (mm)	Maximum Spread, inches (mm)	Pressure Screw Size, inches	Pressure Screw Adaptor	Side Rods	Side Rod Adaptors
CG750HY	26 (660)	8-1/2-17 (216-432)	1-3/8-8 x 25	1-3/8-8f x 7/8-14m	1-14 x 20, 1-14 x 10	1-14f x 7/8-14m, 7/8-14f x 3/4-16m
CG750	CG750HY Set less the hydraulic components					



CG750HY



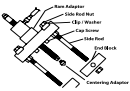
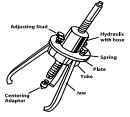
WARNING



- Screen the puller application
- Inspect the puller; do not use damaged parts
- Use the proper type and size puller for the job
- Read safety precautions on pages W1 to W4

PULLERS: REFERENCE CHARTS

Heavy-Duty



Stock No.	Hydraulic Unit	Ram Adaptor	Hydraulic Adaptor	Yoke	Pressure Screw	4" Dia. Plug	Plate	Spring	Adj. Stud	Jaws	Side Arms/Side Plate	Arm Bolts Arm Nuts	Washers/Cap Screws
CG654HY	CG652	CG250-16	—	CG250-15	—	—	CG250-5	CG250-6	—	CG250-3 (2)	—	—	—
CG655HY	CG652	CG250-16	—	CG253-15	—	—	CG250-5	CG250-6	—	CG250-3 (3)	—	—	—
CG274HY	CG122	CG270-16	—	CG270-15	—	—	CG270-5	CG270-6	—	CG270-3 (2)	—	—	—
CG275HY	CG122	CG270-16	—	CG273-15	—	—	CG273-5	CG270-6	—	CG270-10 (3), CG270-3 (3)	—	—	—
CG276HY	CG122	CG270-16	CG270-14	CG270-15	—	—	CG270-5	CG270-6 (4)	—	CG270-12 (2)	—	—	—
CG277HY	CG122	CG270-16	CG270-14	CG273-15	—	—	CG273-5	CG270-6 (4)	—	CG270-12 (3)	—	—	—
CG400HYA	CG420A	—	—	CG400-2	—	—	CG400-5	CG400-6 (4)	CG400-7 (4)	CG300-3 (3)	—	—	—
CG343	—	—	—	CG400-2	CG300-1	—	CG400-5	CG400-7 (4)	CG300-3 (3)	—	—	—	—
CG405HYA	CG420A	—	—	CG400-2	—	—	CG400-5	CG400-6 (4)	CG400-7 (4)	CG305-9 (3)	—	—	—
CG348	—	—	—	CG400-2	CG305-8	—	CG400-5	CG400-7 (4)	CG305-9 (3)	—	—	—	—
CG425HYA	CG420A	CG425-9	—	CG325-2	—	—	—	—	—	CG325-3 (3)	CG325-4 (3)	CG325-5 (3)	CG425-7
CG325	—	—	—	CG325-2	CG325-1	—	—	—	—	CG325-3 (3)	CG325-4 (3)	CG325-5 (3)	—
CG560HY	CG420-2A	—	—	CG560-2	—	—	—	—	—	CG560-3 (3)	CG560-4 (6)	CG560-5 (9)	—

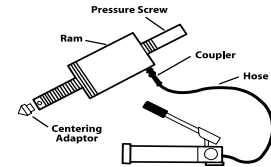
*Included with hydraulic ram (see chart below).

6-ton Capacity (5.41 t), Tapped Hole

Set Stock No.	Hyd. Unit Ram Adapt.	Yoke	Pressure Screw	Centering Adaptor	Pressure Screw Adaptor	Thrust Nut Thrust Washer	Side Rods (2)	Side Rod Hex Nuts (6)	Clip/Washer	Side Rod Conn. Nuts (2)	End Blocks (2)	Side Rod Adaptors (2)	Cap Screw (2 ea)
CJ84C	—	CJ84-1B	CJ84-4	CJ84-16	—	—	5/8-18 x 10	—	MESA16 (2)	—	—	—	—
CG706	—	CG656-2	CG706-1	C250-20	—	CG325-6, CG706-2	CG656-3 (4) (8")	CG656-7	CG656-8 (4)	CG656-6	CG656-6	CG656-12	—
CG710	—	CG150-2	CG710-1	CG270-20	CG710-3	CG45-2, CG710-2	CG150-3 (12"), CG150-4 (8")	—	—	—	CG150-6	—	—
CG656HY	CG654, CG656-9	CG656-2	—	—	CG656-13	—	CG656-3 (8")	CG656-7	CG656-8 (2)	CG656-5	CG656-6	CG656-12	CG656-11, CG656-10
CG656	—	CG656-2	—	—	CG656-13	—	CG656-3 (8")	CG656-7	CG656-8 (2)	CG656-5	CG656-6	CG656-12	CG656-11, CG656-10
CG150HY	CG122, CG150-9	CG150-2	—	*	CG150-12 (5/8"), CG150-13 (3/4")	—	CG150-3 (12"), CG150-4 (8")	—	—	CG150-6	—	CG150-11, CG150-10	—
CG150	—	CG150-2	—	—	CG150-12 (5/8"), CG150-13 (3/4")	—	CG150-3 (12"), CG150-4 (8")	—	—	CG150-6	—	CG150-11, CG150-10	—
CG450HYA	—	CG450-10	CG425-9	—	—	—	CG350-3 (18"), CG350-4 (9")	CG350-7	CG350-8 (2)	CG350-5	CG350-6	CG350-9	CG450-11, CG450-12
CG450	—	CG450-10	CG425-9	—	—	—	CG350-3 (18"), CG350-4 (9")	CG350-7	CG350-8 (2)	CG350-5	CG350-6	CG350-9	CG450-11, CG450-12
CG350	—	CG350-2	CG425-9	—	—	—	CG350-3 (18"), CG350-4 (9")	CG350-7	CG350-8 (2)	CG350-5	CG350-6	CG350-9	CG450-11, CG450-12
CG750HY	See Hyd. Unit Chart	CG750-2	—	—	CG750-11 (7/8"), CG750-13 (7/8")	—	CG750-3 (20"), CG750-4 (10")	CG750-7	CG750-8 (2)	CG750-5	CG750-6	CG750-9, CG750-10	CG750-11, CG750-12
CG750	CG720-9	CG750-2, CG550-2	—	—	CG750-14 (1-1/8")	—	CG750-3 (20"), CG550-3, CG750-4 (10")	CG750-7, CG550-7	CG750-8 (2)	CG350-5	CG750-6	CG750-9, CG750-10	CG750-11, CG550-10, CG750-12

*Included with hydraulic ram (see chart below).

PULLERS: REFERENCE CHARTS



Pump and Ram Sets

Stock No.	Capacity, tons	Ram	Included with Ram Pressure Screw	Included with Ram Centering Adaptor	Hose	Coupler	Pump	Optional Pressure Gauge	Items* Gauge Adaptor
CG222	4	CG220	CG220-13	—	CG120-3-1	CG120-4	CG4-2A	—	—
CG652	6	CG650	CG650-13	CG250-20	CG120-3-1	CG120-4	CG4-2A	CG420-6	CG420-5C
CG122	10	CG120	CG120-13	CG270-20	CG120-3-1	CG120-4	CG4-2A	CG420-6	CG420-5C
CG420A	20	CG420-1A	CG420-1-13A	CG420-1-14	CG420-3-1	CG420-4	CG420-2A	CG420-5C	CG420-6

*Standard with CG559 Bar-Style Puller Set.

PULLERS: BAR-TYPE ADAPTORS

Male Adaptors

Stock No.	Female Thread	Male Thread
CG656-12	7/16"-14	5/8"-18
CG656-13	5/8"-11	5/8"-18
CJ84-6	5/8"-18	5/16"-24
CJ84-15	5/8"-18	5/16"-18
CJ84-7	5/8"-18	3/8"-24
CJ84-10	5/8"-18	3/8"-16
CJ84-8	5/8"-18	7/16"-20
CJ84-18	5/8"-18	7/16"-14
CJ84-9	5/8"-18	1/2"-20
CJ84-11	5/8"-18	1/2"-13
CJ84-17	5/8"-18	5/8"-18
CJ84-12	5/8"-18	5/8"-11
CJ84-13	5/8"-18	3/4"-16
CJ84-14	5/8"-18	3/4"-10
CG710-3	3/4"-16	5/8"-18
CG150-12	3/4"-10	5/8"-18
CG150-13	3/4"-10	3/4"-16
CG46-7*	3/4"-10	1"-14
CG46-8**	3/4"-16	1"-14
CG750-9	1"-14	3/4"-16
CG750-10	1"-14	7/8"-14
CG455-18	1-1/8"-8	5/8"-18
CG455-19	1-1/8"-8	7/8"-14
CG47-420	1-1/8"-8	1-1/4"-12
CG550-9	1-3/8"-6	1-3/4"-12
CG455-1	7/8"-14	5/8"-18
CG455-2	7/8"-14	5/8"-11
CG455-3	7/8"-14	3/4"-16
CG455-4	7/8"-14	7/8"-10
CG455-5	7/8"-14	7/8"-9
CG455-6	7/8"-14	1"-14
CG455-7	7/8"-14	1"-8
CG455-8	7/8"-14	1-1/8"-12

*For attaching CG46 Series pullers to CG105HY Hydraulic Bar-Style Puller.

**For attaching CG46 Series pullers to CG710 Push/Pull Set.

CG455 16 pc Male Adaptor Set

- Includes 16 pc (2) each of the male adaptors CG455-1–CG455-8



CG455



CG455A

Female Adaptors

Stock No.	Female Thread
CG455-9	7/8"-14 and 5/8"-18
CG455-10	7/8"-14 and 3/4"-16
CG455-11	7/8"-14 and 1"-14
CG455-12	7/8"-14 and 1-1/8"-8
CG455-13	7/8"-14 and 1-1/8"-12
CG455-14	7/8"-14 and 1-1/4"-8
CG455-15	7/8"-14 and 1-1/4"-12
CG455-17	7/8"-14 and 1-1/2"-12
CG455-16	7/8"-14 and 1-1/2"-8

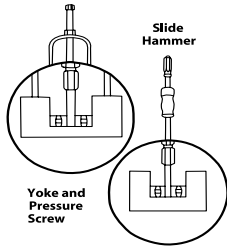
CG455A 18 pc Female Adaptor Set

- 18 pc (2) each of the female adaptors



- Screen the puller application
- Inspect the puller, do not use damaged parts
- Use the proper type and size puller for the job
- Read safety precautions on pages W1 to W4

PULLERS: BLIND HOLE BEARING



Stock No.	Description	Internal Thread Size	External Thread Size
CG40-1	Pressure Screw	—	—
CG40-2	15/16" Nut	—	—
CG40-3	3 1/4" Spread Yoke	—	—
CG41-11	Expanding Rod	5/8-18	3/8-24
CG41-14	1/4-5/16" Collet	—	—
CG41-12	5/16-3/8" Collet	—	—
CG41-13	3/8-7/16" Collet	—	—
CG40-4	1/2-20 Expanding Rod	5/8-18	1/2-20
CG40-9	7/16-1/2" Collet	—	—
CG40-15	1/2"-5/8" Collet	—	—
CG40A6	5/8-3/4" Collet	—	—
CG40-7	3/4-7/8" Collet	—	—
CG40-8	7/8-1" Collet	—	—
CG40A10	1-1-1/8" Collet	—	—

CG40CB 14 pc Blind Hole Bearing Puller Set

- 14 pc collets, yoke, pressure screw and expanding rods
- Range 1/4-1-1/8"
- Includes a storage box

Stock No.	Description	Internal Thread Size	External Thread Size
CG270-1A	Pressure Screw	—	—
CG45-2	1-1/8" Wrench Size Thrust Nut	—	—
CG45-3	5-3/4" spread Yoke	—	—
CG45-4	Expanding Rod	3/4-16	5/8-18
CG45-15	1-1-1/4" Collet	—	—
CG45-6	1-1/4-1-1/2"	—	—
CG45-7	1-1/2-1-3/4" (Uses CG45-4 Expanding Rod) Collet	—	—

CG45 7 pc Blind Hole Bearing Puller Set

- Includes 7 pc (1-1-3/4") collets, yoke, slide screw and slide hammer

Stock No.	Description	Internal Thread Size	External Thread Size
CG250-8A	5/8"-18 UNF x 18 9/16" Slide Screw	—	—
CG250-9	2 lb Slide Hammer	—	—
CG40-1	Pressure Screw	—	—
CG40-2	15/16" Nut	—	—
CG40-3	3 1/4" Spread Yoke	—	—
CG41-11	Expanding Rod	5/8-18	3/8-24
CG41-14	1/4-5/16" Collet	—	—
CG41-12	5/16-3/8" Collet	—	—
CG41-13	3/8-7/16" Collet	—	—
CG40-4	1/2-20 Expanding Rod	5/8-18	1/2-20
CG40-9	7/16-1/2" Collet	—	—
CG40-15	1/2"-5/8" Collet	—	—
CG40A6	5/8-3/4" Collet	—	—
CG40-7	3/4-7/8" Collet	—	—
CG40-8	7/8-1" Collet	—	—
CG40A10	1-1-1/8" Collet	—	—
CG270-1A	Pressure Screw	—	—
CG45-2	1-1/8" Wrench Size Thrust Nut	—	—
CG45-3	5-3/4" Spread Yoke	—	—
CG45-4	Expanding Rod	3/4-16	5/8-18
CG45-15	1-1-1/4" Collet	—	—
CG45-6	1-1/4-1-1/2"	—	—
CG45-7	1-1/2-1-3/4" (Uses CG45-4 Expanding Rod) Collet	—	—

CG2545AB 25 pc Blind Hole Bearing Puller Set

- Includes 25 pc collets, yokes, slide screw and slide hammer

PULLERS: BLIND HOLE BEARING



CG46

Stock No.	Description	Internal Thread Size	External Thread Size
CG46-1	1"-14 x 18" Slide Screw	—	—
CG46-2	6 lb Slide Hammer	—	—
CG46-3	Expanding Rod	1-14	1-1/8-12
CG46-4	1-5/8-2" (uses CG46-4 Expanding Rod) Collet	—	—
CG46-5	2-2-1/2" (uses CG46-4 Expanding Rod) Collet	—	—
CG46-6	2-1/2-3" (uses CG46-4 Expanding Rod) Collet	—	—

CG46 6 pc Blind Hole Bearing Puller Set

- Includes (3) collets, slide screw, slide hammer and expanding rod
- For large size blind hole bearings, Torrington® needle bearings, heavy-duty bearings on live center lathes, conveyor belts and rollers



CG47

Stock No.	Description	Internal Thread Size	External Thread Size
CG4567N	11/4"-12 x 24" Slide Screw	—	—
CG4567O	10 lb Slide Hammer	—	—
CG47-201	Expanding Rod	1-1/4-12	1-1/8-12
CG47-202	Master Collet	—	—
CG47-203	3-3-1/2" (uses CG47-201 Expanding Rod) Collet Pad	—	—
CG47-204	3-1/2-4" (uses CG47-201 Expanding Rod) Collet Pad	—	—
CG47-205	4-4-1/2" (uses CG47-201 Expanding Rod) Collet Pad	—	—
CG47-206	3-1/2-5" (uses CG47-201 Expanding Rod) Collet Pad	—	—
CG47-207	5- 5-1/2" (uses CG47-201 Expanding Rod) Collet Pad	—	—
CG47-208	5-1/2-6" (uses CG47-201 Expanding Rod) Collet Pad	—	—
CG47-209	6-6-1/2" (uses CG47-201 Expanding Rod) Collet Pad	—	—
CG47-210	6-1/2-7" (uses CG47-201 Expanding Rod) Collet Pad	—	—
CG47-211	3/4" Screw	—	—
CG47-212	1-3/4" Screw	—	—

CG47 13 pc Blind Hole Bearing Puller Set

- Includes 13 pc master collet, pads, slide screw and slide hammer
- Pulling size is altered by changing pads

Accessories

CG40-11 43/64-53/64" Collet

- For needle bearings on Leece-Neville® alternators
- Used with the CG40-4 Expanding Rod

CG40-12 15-18 mm Collet

- For pilot bearings on late-model Ford® transmissions
- Used with the CG40-4 Expanding Rod

CG40-4-1 4" Collet Extension

- For CG40 Series collets

CG46-8 Male Adaptor

- Female thread 3/4"-16
- Male thread 1"-14
- For attaching CG46 Series pullers to the CG710 Push-Pull Set

CG46-7 Male Adaptor

- Female thread 3/4"-10
- Male thread 1"-14
- For attaching the CG46 Series pullers to the CG105HY hydraulic bar style puller

CG47-420 Male Adaptor

- Female thread 1-1/8"-8
- Male thread 1-1/4"-12
- For attaching the CG47 Series pullers to the CG450HYA Hydraulic Bar-Style Puller

CJ105-4B Slide Screw

- Included with the CJ2003A Rear Axle Puller Set
- 3/4"-16 x 22-1/2"

CJ97-3A 3-3/4 lb Slide Hammer

- Included with the CJ2003A Rear Axle Puller Set



- Screen the puller application
- Inspect the puller; do not use damaged parts
- Use the proper type and size puller for the job
- Read safety precautions on pages W1 to W4

DIESEL: DIESEL SERVICE SETS



CUMDS12V



CUMDS24V

Cummins® B and C Series

Stock No.	Description	Applications				Set Contents	
		12 Valve	24 Valve		CUMDS12V	CUMDS24V	
		Pre-1994	1994-1998-1/2	1999-2002	2003	12 Valve	24 Valve
FB300A‡	Bent Blade Feeler Gauge (Blue-Point®)	•	•	•	•	•	
EEP500‡	Diesel Compression Gauge	•	•	•	•	•	
MB5D	Bronze Injector Brush (Blue-Point®)	•	•	•	•	•	
MB6BTA	9" Injector Brush (Blue-Point®)	•	•	•	•	•	
YA9565A	Engine Turning Tool (Blue-Point®)	•	•	•	•	•	
CJ140-1	Slide Hammer Injector Puller	•	•	•	•	•	
CJ142	M14 Diesel Injector Puller Adaptor	•			•		
FRHM17	3/8" Drive 6-Point Metric 17 mm Flank Drive® Flare Nut Crowfoot Wrench	•			•		
FRXM17	3/8" Drive 6-Point Metric 17 mm Flank Drive® Flare Nut Socket	•			•		
M3584	Compression Adaptor	•			•		
SP144	Injection Pump Wrench (Blue-Point®)	•			•		
TSM24	1/2" Drive 6-Point Metric 24 mm Flank Drive® Deep Socket	•			•		
FRHM19	3/8" Drive 6-Point Metric 19 mm Flank Drive® Flare Nut Crowfoot Wrench		•	•		•	
FRXM19	3/8" Drive 6-Point Metric 19 mm Flank Drive® Flare Nut Socket		•	•		•	
EEPV313C‡	Diesel Compression Gauge Adaptor		•	•		•	
CJ143	8 mm Diesel Injector Puller		•	•		•	
CJ144	15 mm Diesel Injector Puller		•	•		•	
SP504	Gear Puller (Blue-Point®)		•	•		•	
CJ148	Fuel Line Plug		•	•		•	
CJ149	Fuel Tube Remover		•	•		•	
TB40	Tote Bag				•	•	

Optional Tools

CUMDS12V 14 pc 12 Valve Diesel Set for Cummins® B and C Series Engines

- Includes 3/8" drive 6-point metric 17 mm flare nut socket and flare nut crowfoot wrench, 1/2" drive 6-point metric 24 mm deep socket, feeler gauge, diesel compression adaptor, bronze injector brush, stainless steel injector brush, injection pump wrench, 10 mm idle lock nut wrench, 12 mm diesel injector puller adaptor, M14 x 1.5 diesel injector puller adaptor, slide hammer injector puller, engine turning tool and 0-800 PSI diesel compression gauge
- Includes a tote bag

Steering Wheel Pullers

CJ145 Steering Wheel Puller for GM® Vehicles

- Use on new GM® steering wheels with air bags, including tilting and telescoping styles
- Handle attachment facilitates puller setup and can be removed when working in confined areas
- Applications: Buick® (1997 and later Park Avenue/Regal®), Cadillac® (1997 and later Catera), Chevrolet®/GMC® (1997 and later Corvette®/Malibu®, 1998 C and K series trucks, 1998 full size vans, 1998 Astro/Safari® vans), Oldsmobile® (1997 and later Cutlass) and Pontiac® (1988 1993 LeMans, 1997 and later Grand Prix®/Trans Sport van)

Diesel Timing Gauge Set

SP504 Gear Puller (Blue-Point®)

- Used to remove the injection pump gear
- Bolt thread is M8 x 1.25
- Bolt length is 44 mm

CUMDS24V 14 pc 24 Valve Diesel Set for Cummins® B and C Series Engines

- Services Cummins® B and C Series 12- and 24-valve engines 1994 and later
- Additional uses include Dodge® heavy-duty pickups and all applications with ISB and ISC diesel engines
- Includes 3/8" drive 6-point metric 19 mm flare nut socket, 3/8" drive 6-point metric 19 mm flare nut crowfoot wrench, feeler gauge, bronze injector brush, stainless steel injector brush, gear puller, 8 mm diesel injector puller, 15 mm diesel injector puller, slide hammer injector puller, engine turning tool, diesel compression gauge adaptor, fuel line plug, fuel tube remover and 0-800 PSI diesel compression gauge
- Includes a tote bag

TWM14A 1/2" Drive 6-Point Metric 14 mm Flank Drive® Shallow Socket

Cummins® B and C Series

FRXM19 3/8" Drive 6-Point Metric 19 mm Flank Drive® Flare Nut Socket

Optional Tools for Cummins® B and C Series Engine Sockets

FRXM21 3/8" Drive 6-Point Metric 21 mm Flank Drive® Flare Nut Socket

- Manufactured from special steel with a higher alloy content
- Precision forged and heat treated for optimum strength and durability
- Nickel-chrome plating helps protect against corrosion and makes it easy to wipe clean

Diesel Timing Gauge Set

SP500 † Diesel Timing Gauge Set (Blue-Point®)

- Used to update existing 2017DSP diesel service sets to handle 1994–1998 Cummins® B engines used in Dodge® Ram® 250/350 pickup trucks and some Ford® trucks

SP503 † Spline Socket (Blue-Point®)

- Used to remove and replace the delivery valve on most Bosch® fuel injection pumps

SP504 Gear Puller (Blue-Point®)

- Used to remove the injection pump gear
- Bolt thread is M8 x 1.25
- Bolt length is 44 mm

SP5001 † Dial Indicator (Blue-Point®)

- Features rack and pinion construction
- Refer to the pump manufacturer's service manual when using this gauge
- Gauge diameter is 2-1/4"
- Range is 30 mm
- Gauge is marked in .01 mm increments

SP5002 † Gauge Holder (Blue-Point®)

- Used in the fuel injection pump in place of the #1 delivery valve to locate the base circle of the injection pump cam
- Male thread is M22 x 1.5



DIESEL: SERVICE TOOLS FOR CUMMINS® ENGINES

Pulley Installers and Pullers

M1324 Pulley Installer

- For installing the accessory drive pulley on the shaft
- Includes 7/8"-14 NC threaded adaptor, washer type bearing and installer housing

CJ83C Pulley and Gear Puller

- Ideal for servicing crankshaft pulleys, gears and timing gears on a wide range of gasoline and diesel engines, including Cummins® accessory drives and water pumps
- Includes (2) 3/8"-16 x 3", 5/16"-18 x 2-1/2" and M10-1.5 x 65 mm bolts
- Nominal capacity is 3-1/2 ton

CJ86-1 Yoke

- Included with the CJ2002 Gear Puller Set
- 1-3/4-4-1/2"

CJ83-3 Pressure Screw

- 3/4-16 x 5-1/8"

CJ66-15-3 Centering Point

- 5/8" head, 90° outward point

ME5A54 Washer

ME5A55 Washer

ME3A45 Stud

ME3A44 Bolt

ME3A75 Stud



Torque Adaptor Set

M1302A5 Screwdriver

- 1/2 x .062" screwdriver

M1302B18 12-Point Deep Socket

- 9/16" deep, 12-point socket

M1302B24 12-Point Deep Socket

- 3/4" deep, 12-point socket

ST669 6 pc Torque Adaptor Set

- Used to loosen and adjust lock nuts to manufacturing specifications

ST669-1 Handle Assembly

- Included in the ST669 Torque Adaptor Set

TM82 1/4" Drive 1/4" Flat

Tip Short Bit Socket

- Manufactured from high-grade alloy steel



Compression Adaptors/Injector Style

M3540C † Compression Adaptor

- For Cummins® 855 in³ NH, and 903 V8 and L10 diesel engines

M3585C Compression Adaptor

- For Case®/Cummins® Series C 8.3 L engines

M3584C † Compression Adaptor

- For Case®/Cummins® Series B 2.9 L, 3.9 L and 5.9 L diesel engines



Injector Brushes

MB5D Bronze Injector Brush (Blue-Point®)

- Bronze non-abrasive brush cleans carbon from injector tips

MB6BTA 9" Injector Brush (Blue-Point®)

- Stainless steel wire brush cleans the injector cavity in the cylinder head
- 9" long



- Screen the puller application
- Inspect the puller; do not use damaged parts
- Use the proper type and size puller for the job
- †These products can expose you to chemicals which are known to the state of California to cause cancer and reproductive harm. See pages 906-907 for details.
- Read safety precautions on pages W1 to W4

DIESEL: SERVICE TOOLS FOR CUMMINS® ENGINES



CJ148

CJ149



YA6615

Fuel Line Tools

CJ148 Fuel Line Plug

- For plugging fuel lines

CJ149 Fuel Tube Remover

- For fuel inlet tubes on late-model vehicles

YA6615 24 mm Flare Nut Wrench for Cummins® (Blue-Point®)

- Used on Dodge® trucks with 5.9 L engines (2003 and later) and 6.7 L engines (2007 and later)
- Easily slides into the confined area of the cylinder head
- Wrench is required to hold the 24 mm flare nut while the 19 mm fuel line coupler is loosened
- Helps prevent costly damage to the fuel lines



M1328A

M1321

M1329

Air Compressor Fuel Pump Wrenches

M1328A Air Compressor/Fuel Pump Wrench

- Includes a 5/8", 12-point box wrench on one end for servicing fuel pumps and a specially designed 11/16" open end for access to air compressor bolts

M1321 Air Compressor/Fuel Pump Wrench

- Similar to M1328A but has a 12-point box wrench on both ends
- Accommodates air compressor and fuel pump flange bolts on NH Series Inline 6-cylinder engines

M1329 Fuel Pump Wrench

- Includes a 7/16", 12-point box end for servicing fuel pump bolts on NH Series engines equipped with Cummins® air compressors
- 6-5/8" long



M1322

Valve Adjusting Wrenches

M1322 Valve Adjusting Wrench

- 3/4", 12-point box wrench to tighten lock nuts on rocker arms
- Designed to clear the aftercooler
- 14-3/4" long

M1319 Valve Adjusting Wrench

- 7/8", 12-point box wrench to tighten lock nuts on rocker arms
- Designed to clear the aftercooler
- 12" long



CJ125A

CJ140

CJ141

Injector Pullers

CJ125A Injector Puller

- Slide hammer puller services D, top stop and small V8 injectors
- 10-1/2" long

CJ140 5 pc Diesel Injector Puller Set

- Used on fuel injectors in Cummins® B and C Series 3.9 L, 5.9 L and 8.3 L engines used in Dodge® pickups, Case® tractors and off-road equipment
- Will service all 1994–1998-1/2 standard injectors, as well as fuel inlet tubes

CJ140-1 Slide Hammer Injector Puller

- Used to pull injectors from heads on 1998-1/2–2002 Dodge® and Cummins® engines
- 8 x 1.25 mm thread
- Use the CJ144 Puller to pull the fuel inlet tube prior to removing the injector

CJ141 Diesel Injector Puller Adaptor

- Used on Cummins® diesel injectors prior to 1994

CJ142 M14 Diesel Injector Puller Adaptor

- Used on Cummins® diesel injectors from 1994–1998-1/2

CJ143 8 mm Diesel Injector Puller

- Used on 1998-1/2 Cummins® diesel injectors in tight-access areas

CJ144 15 mm Diesel Injector Puller

- Used on 1998-1/2–2002 Cummins® diesel fuel inlet tubes

Injector Pump Idle Lock Nut Wrenches

SP144 Injection Pump Wrench (Blue-Point®)

- 13 mm, 12-point box wrench is used to service the injection pump mounting bolts found on 5.9 L Cummins® engines



SP144

Engine Turning Tools

YA9565A Engine Turning Tool (Blue-Point®)

- Used to rotate the engine for making valve and injection pump adjustments on Cummins® and Case® 3.9 L, 5.9 L and 8.3 L B and C Series engines

Injector Height Gauges

- Used to set injectors during installation and at set service intervals
- Knurled handle screws into the gauge at a 90° angle for work in close quarters

SP7882 6 pc Diesel Injector Height Gauge Set

- Five-in-one gauge set covers all applications for Detroit Diesel® 50 and 60 Series engines

- Includes (5) injector height gauges and (1) handle
- Includes a storage pouch

SP7882-1 Diesel Injector Height Gauge Handle

SP7882-782 Injector Height Gauge (Blue-Point®)

SP7882-788 Injector Height Gauge (Blue-Point®)

SP7882-803 Injector Height Gauge (Blue-Point®)

SP7882-810 Injector Height Gauge (Blue-Point®)

SP7882-821 Injector Height Gauge (Blue-Point®)



SP7882



SP7882-1



SP7882-782



SP7882-788



SP7882-803



SP7882-810



SP7882-821

Diesel Fuel System Tools

FPWD14 Duramax® Fuel Pressure Sensor Wrench

- Saves hours of time by eliminating the need to remove the EGR cooler system and fuel rail—simply unbolt air conditioning compressor to remove the front EGR valve
- 2 pc design reduces the time required to service the fuel pressure release valve
- Tool slips onto the release valve from back to front allowing the handle to slide into the crescent end of the socket, making loosening the fuel pressure release valve easier



FPWD14

Ford® Fuel Filter Wrench

FFW2A 24/36 mm Fuel Filter Socket (Blue-Point®)

- Double-sided 3/8" drive socket includes both a 24 mm 6-point socket and a 36 mm slotted socket
- Made of machined aluminum and anodized for surface protection



FFW2A

Hand Sockets

HXD22 1/2" Drive External Hex 22 mm Socket

- Essential for removing motorcycle front wheels
- Use torque wrench for axle torque specs
- Use breaker bar to remove difficult fasteners



HXD22

Hand Sockets

HXD24 1/2" Drive External Hex 24 mm Socket

- Essential for removing motorcycle front wheels
- Use torque wrench for axle torque specs
- Use breaker bar to remove difficult fasteners
- Applications: Suzuki® motorcycles (1300GSXR and 1000GSXR); Hayabusa® motorcycles (various models)



HXD24



- Screen the puller application
- Inspect the puller, do not use damaged parts
- Use the proper type and size puller for the job
- Do not use chrome or industrial finish tools with impact drivers
- Read safety precautions on pages W1 to W4

DIESEL TOOLS



ORG1315

Oil Rail Gauge

ORG1315 Oil Rail Gauge

- Correctly determine dimension and select correct back-up ring when installing high-pressure oil manifolds
- Used to install high-pressure oil manifolds on International® DT466 and MaxxForce® engines from 2004–2013
- All three sizes in one tool
- No stacking of feeler gauges
- Heat treated 4130 for durability and accuracy
- Red vinyl-dipped handle for increased visibility
- Large ring end for easy handling



FDT1116

Fuel Line Disconnect Tools

- This set includes a total of four fuel line disconnect tools: –two tools—a straight and a 90° angle—for the 11.8 mm fuel lines and; –two tools—a straight and a 90° angle—for the 16 mm fuel lines
- The OEM tool sets ZTSE4773 and ZTSE4772 do NOT include the straight tools—the straight tools allow access into tight areas
- All four tool handles are highly visible orange for easy identification

FDT11 Angled Fuel Disconnect Tool

- 90° angle for 11.8 mm fuel lines
- Handle is highly visible orange for easy identification

FDT11STR Straight Fuel Disconnect Tool

- For 11.8 mm fuel lines
- The OEM tool sets ZTSE4773 and ZTSE4772 do NOT include the straight tools the straight tools allow access into tight areas
- Handle is highly visible orange for easy identification

FDT16 Angled Fuel Disconnect Tool

- 90° angle for 16 mm fuel lines
- Handle is highly visible orange for easy identification

FDT16STR Straight Fuel Disconnect Tool

- For 16 mm fuel lines
- The OEM tool sets ZTSE4773 and ZTSE4772 do NOT include the straight tools the straight tools allow access into tight areas
- Handle is highly visible orange for easy identification

FDT1116 Fuel Line Disconnect Tool Set

- Includes (4) fuel line disconnect tools—a straight and a 90° angle for the 11.8 mm fuel lines and a straight and a 90° angle for the 16 mm fuel lines
- OEM tool sets ZTSE4773 and ZTSE4772 do NOT include the straight tools—the straight tools allow access into tight areas
- All four tool handles are highly visible orange for easy identification
- Set includes FDT11, FDT11STR, FDT16 and FDT16STR



FCT706



M3530



M3531

Governor Gap Wrenches

M3530 Governor Gap Adjusting Wrench

- 3/8" open ends, 4" long
- Special thin design with 30° and 60° angle heads

M3531 Governor Gap Lock Nut Wrench

- 7/16" open ends and is 4-1/4" long
- Special thin design with 30° and 60° angle heads



B4400A



WSW3

Starter Bolt and Fuel Filter Wrenches

WSW3 Duramax® Fuel Filter Water Sensor Wrench

- Glass-filled nylon tool with four sizes: 40, 41, 42 and 46 mm
- All-in-one tool that works on all four OEM and aftermarket sizes available in the marketplace today
- Applications: 6.6L Duramax® Diesel engines including 2001–current Chevy® Silverado® and GMC® Sierra® 2500 and 3500 vehicles

B4400A Starter Bolt Wrench

- Manufactured from special alloy steel and heat treated for optimum strength
- Specially contoured for tight-access areas
- Used for John Deere® starter bolts

Fan Clutch Wrench

FCT706 Fan Clutch Wrench (Blue-Point®)

- Used for heavy-duty truck engines
- Hole pattern on the tool aligns with fasteners on the fan hub
- Use with open end to remove a fan clutch
- 24-1/2" length for maximum leverage

Feeler Gauges

FB325A ‡ SAE and Metric Feeler Gauge Set (Blue-Point®)

- Includes blade sizes .0015 and .002–.025"
- Use for adjusting governor gap
- Double stamped with SAE and metric sizes

FB308D ‡ Step Feeler Gauge Set and Holder (Blue-Point®)

- Used for adjusting valves
- Includes 12 step blades in sizes .008"/.010"–.028"/.030"

FB328A ‡ Step Feeler Gauge Set and Holder (Blue-Point®)

- For adjusting valves
- Includes two step blades: .011"/.013" and .013"/.015"
- For valve adjustment on GM® 8.2L engines
- Double stamped with SAE and metric size



FB325A



FB308D



FB328A

Push Rod Wrenches

M3517B Push Rod Lock Nut Wrench

- 1/2" open end, 102° offset handle

M3518 Push Rod Adjusting Wrench

- 5/16" open end, 102° offset handle



M3517B



M3518



M3525A



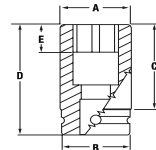
M3503B



S6200



FLS1219



Special Application Sockets

M3525A 1/2" Drive Spanner Socket

- 1/2" drive, 3-7/32" long
- Includes 1-1/8" internal hex for use on "Fuel Squeezer" Series engines

M3503B 3/8" Drive Fuel Line Nut Socket

- 1/2" wrench opening
- 3/8" drive, 6-point
- Shaped for access to fuel line nuts
- 3-1/4" long
- Additional applications include the head temperature sensor on Buell® Motorcycles

S6200 1/2" Drive 12-Point Metric 12 mm Engine Bearing Cap Bolt Impact Socket

- Use to service engine cam bearing cap bolts on both older and newer generation Detroit Diesel® engines
- Newer generation Detroit Diesel® engines use longer cam bolts than earlier generation engines
- The S6200 is specially designed to work on both engine generations
- 4-3/8" long

FLS1219 1/2" Drive Fuel Line Socket

- Designed to easily torque fuel injector lines correctly, reducing or eliminating the possibility of a fuel leak or damaging the line, fuel rail or fittings
- Easily applies the 30 ft-lb factory-required torque
- No torque adaptors with complicated calculations required
- Use on Cummins® ISB engines 1998 to present
- 1/2" drive, 19 mm

FLS1222 1/2" Drive Fuel Line Socket

- Designed to easily torque fuel injector lines correctly, reducing or eliminating the possibility of a fuel leak or damaging the line, fuel rail or fittings
- Easily applies 80 ft-lb factory-required torque
- No torque adaptors with complicated calculations required
- Use on Cummins® ISX engines 2007 to present
- 1/2" drive, 22 mm

TLEPL50 1/4" Drive TORX® Plus® 5EPL Socket

- Manufactured from special steel with higher alloy content
- Precision forged and heat treated for optimum strength and durability
- Nickel-chrome plating helps protect against corrosion and makes it easy to wipe clean



- Do not use chrome or industrial finish hand tools with impact drivers
- Do not use "cheater bars" on handles
- ‡These products can expose you to chemicals which are known to the state of California to cause cancer and reproductive harm. See pages 906-907 for details.
- Read safety precautions on pages W1 to W4

DIESEL TOOLS



SCFM2538

Crowfoot Wrench

SCFM2538 3/8" Drive Cummins® Wastegate Solenoid

Crowfoot Wrench

- Manufactured from steel with a higher alloy content
- Heat treated for optimum strength and durability
- Crowfoot design helps to not damage the solenoid while providing access to it during removal or installation
- Crowfoot design and square drive allow for proper torquing of the solenoid during installation



S6201

Specialty Service Tools

S6201 M20 x 1.5 Rethreader Tap

- Manufactured from special steel with a higher alloy content
- Industrial finish helps protect against corrosion
- Precision machined and heat treated for optimum strength and durability

DIESEL: FORD®/NAVISTAR®



SRD6

Belt Tensioning Tools

SRD6 Belt Tensioner Release Tool

- 6" long adaptor with 1/2" male square
- Female triple square drive allows more flexibility to work around obstacles by coming in at different angles with a 1/2" breaker bar
- Similar to the Snap-on® 6" torque adaptors but with a male square
- If using with a torque wrench, refer to the Snap-on® SS306G Torque Chart for the formula to obtain the correct applied torque

Heavy-Duty Applications:

- For serpentine belt tensioners with a 1/2" square drive opening found on Series 60 Detroit Diesel® and Caterpillar® engines
- Other applications include buses and delivery vans where the doghouse or engine shrouding can get in the way and make the work area very tight

Automotive Applications:

- 1/2" serpentine belt tensioners on Dodge®/Chrysler® (2.0 L and 3.0 L engines) Ford®, Lincoln® and Mercury® (2.3 L, 3.0 L, 4.2 L and 4.6 L engines) GM® (2.5 L, 4.7 L, 5.0 L and 5.7 L engines) vehicles



YA9340

YA9340 † Serpentine Belt Wrench (Blue-Point®)

- Used to release any serpentine belt tensioner with a 1/2" square drive opening
- Ratcheting action allows better positioning of the tool, creating a greater swing angle than a solid-type serpentine belt wrench
- Reversible ratchet head is only 1" thick so it will fit between the tensioner face and fan blades on S Series 60 Detroit Diesel® and some Caterpillar® engines
- Also ideal for working on buses and delivery vans where the doghouse or engine shrouding restrict access
- Compact overall length keeps handle from coming in contact with radiator hoses, charged air cooler pipes, hydraulic lines or frame rails
- Vinyl grip for comfort
- 13" overall length

Ford® ICP Sensor Socket

S6196KR 3/8" Square Drive 6-Point ICP Sensor Socket for Ford® Vehicles

- Easily removes and installs the ICP Sensor on 2002 and 2003 Ford® 6.0 L diesel truck engines
- Spring retention securely holds the sensor during use
- Manufactured from the highest quality proprietary steel, providing optimum strength and durability
- 6-point configuration and Flank Drive® wrenching system
- Nickel-chrome finish resists against rust and corrosion
- Snap-on® sockets using the Flank Drive® wrenching system grip the fastener on the flanks/flats, delivering 15–25% more turning power



S6196KR

Glow Plug Tool

FGPT Glow Plug Harness Tool

- Prevents damage to the harness and connector rail
- Removes and installs glow plug connectors
- Orange color for easy identification in dark engine compartments



FGPT

Ford® Fuel Filter Wrench

FFW2A 24/36 mm Fuel Filter Socket (Blue-Point®)

- Double-sided 3/8" drive socket includes both a 24 mm 6-point socket and a 36 mm slotted socket
- Made of machined aluminum and anodized for surface protection



Diesel Exhaust Fluid (DEF) Tools

DEFT300 3 pc Diesel Exhaust Fluid (DEF) Tube Release Forks Set

- Designed to depress locks that retain DEF lines, allowing for easy removal
- Each fork has both a straight and 90° design to access most locations
- Reduces time spent fighting with hard-to-reach clips
- Includes DEFT322, DEFT325 and DEFT334



DEFT322 Small DEF Fork

- Designed to depress locks that retain DEF lines, allowing for easy removal
- Each fork has both a straight and 90° design to access most locations
- Reduces time spent fighting with hard-to-reach clips

DEFT325 Medium DEF Fork

- Designed to depress locks that retain DEF lines, allowing for easy removal
- Each fork has both a straight and 90° design to access most locations
- Reduces time spent fighting with hard-to-reach clips



DEFT334 Large DEF Fork

- Designed to depress locks that retain DEF lines, allowing for easy removal
- Each fork has both a straight and 90° design to access most locations
- Reduces time spent fighting with hard-to-reach clips

Diesel Pulse Adaptor

MT257B Diesel Pulse Adaptor (Blue-Point®)

- Tests injector timing or engine RPM on diesel engines equipped with 1/4" or 6 mm external steel fuel injector lines
- Enables use with inductive pick-up timing light to test engine timing
- Not for use on diesels with common rail fuel systems



Injector Brushes

MB5D Bronze Injector Brush (Blue-Point®)

- Bronze non-abrasive brush cleans carbon from injector tips

MB73A Injector Brush (Blue-Point®)

- Combination 5/16" and 13/16" dia. stainless steel wire brush cleans the injector bore and injector tip hole in the cylinder head



Pulley Puller

SP448 Pulley Puller (Blue-Point®)

- For removing the air pump pulley
- Fits over the pulley flange



Injector Hold-Down Fastener Tools

S6340E 3/8" Drive TORX® T40 Injector Hold-Down Fasteners Bit Socket

- Manufactured from a special alloy steel and heat treated for optimum strength
- Snap-on® bits are designed with precise fit and tight tolerance to prevent slippage and disengagement
- Perfect length of 3-1/8" is ideal for removing and reassembling Ford® Power Stroke® 6.0 L diesel injectors
- A regular length T40 bit socket is too short and a long T40 bit socket is too long when used with a ratchet or torque wrench and will not fit the application



S6340E2 T40 TORX® Driver Bit



- Do not use chrome or industrial finish hand tools with impact drivers
- Do not use "cheater bars" on handles
- ‡These products can expose you to chemicals which are known to the state of California to cause cancer and reproductive harm. See pages 906-907 for details.
- Read safety precautions on pages W1 to W4

DIESEL: FORD®/NAVISTAR®

PSWT10K



S6210



TAP1225



YA1140-1



YA1140-21



YA1140

Ford® Diesel Turbo Tools**PSWT10K Power Stroke® Diesel Turbo Wrench for Ford**

- 10 mm wrench is ideal for accessing the turbo mounting bolts located between the firewall and the turbo with the exhaust intake in the way
- Designed for use on 2003–later Ford® F-250, F-350, E-250 and E-350 vehicles with 6 L Power Stroke® diesel engines
- Additional applications on Navistar® VT365 engines and some International® 4000 Series of medium-duty trucks
- Wrench has a 0° offset 6-point head
- Designed to remove excessively tight fasteners off the intake when removing turbocharger where a conventional 15° offset wrench will not work
- 5-1/2" long

S6210 Diesel Turbo Inlet Pipe Socket for Ford® Vehicles

- Socket designed like the S6210

S6210A Diesel Turbo Inlet Pipe Socket for Ford® Vehicles

- Socket designed like the S6210

TAP1225 Turbo Vane Actuator Puller

- Specially designed for Ford® 6.4 L turbo diesel to save the technician time
- Compact size fits on or off the truck
- Self-aligning for easy install
- Removes the actuator link rod from the arm on the turbo of 2008–2010 Ford® 6.4 L Power Stroke® diesel engines

Fuel Injector Sockets

- Complies with Ford® TSB 11-10-10
- 12-point, 17 mm crowfoot design allows the socket to slip onto the injector easily at any angle
- Design allows the socket to spin under bent fuel lines
- Nose geometry reduces electrical connection damage
- Depth stop keeps the socket at the specified height
- Thick mass reduces flex and flare nut damage
- Design allows for clearance to torque the fitting without a torque adapter

YA1140-1 Long Diesel Injector Crowfoot Socket (Blue-Point®)

- Ford® 6.7 L Power Stroke® Diesel
- Inline design of the YA1140-1 allows accurate torquing of the injector and clears the plastic housing and fuel return line
- Complies with Ford® TSB 11-10-10
- 12-point, 17 mm crowfoot design allows the socket to slip onto the injector easily at any angle
- Design allows the socket to spin under bent fuel lines
- Nose geometry reduces electrical connection damage
- Depth stop keeps the socket at the specified height
- Thick mass reduces flex and flare nut damage
- Design allows for clearance to torque the fitting without a torque adapter

YA1140-21 Offset Diesel Injector Crowfoot Socket (Blue-Point®)

- Ford® 6.7 L Power Stroke® Diesel
- Design of the YA1140-21 allows it to rotate under the fuel line while the depth stop keeps it at the specified height to clear the plastic housing
- Complies with Ford® TSB 11-10-10
- 12-point, 17 mm crowfoot design allows the socket to slip onto the injector easily at any angle
- Design allows the socket to spin under bent fuel lines
- Nose geometry reduces electrical connection damage
- Depth stop keeps the socket at the specified height
- Thick mass reduces flex and flare nut damage
- Design allows for clearance to torque the fitting without a torque adapter

YA1140 Diesel Injector Crowfoot Socket Set (Blue-Point®)

- Includes 2 pc YA1140-1 and YA1140-21
- 12-point, 17 mm crowfoot design allows the socket to slip onto the injector easily at any angle
- Design allows the socket to spin under bent fuel lines
- Nose geometry reduces electrical connection damage
- Depth stop keeps the socket at the specified height
- Thick mass reduces flex and flare nut damage
- Design allows for clearance to torque the fitting without a torque adapter



SWR3



S3624



A129



OFSKIT



OFS2432

Sensor and Filter Sockets

SWR3 Water Sensor Socket

- Easily removes and replaces a water sensor without damage when changing the fuel filter on 2001–present GM® 6.6 L DuraMax® diesel engines in Chevy®/GMC® pickups and in Chevy®/GMC® medium-duty trucks
- Manufactured from high-strength chemical-resistant glass-filled nylon
- NOTE: Due to possible sensor distortion from previous incorrect removal/installation methods, the sensor may slip in the SWR3 during removal; used to reinstall the sensor when proper hand tightening is used
- 3/8" square drive

S3624 3/8" Square Drive Metric 24/36 mm Filter Flip Socket

- One tool will remove/install all three filter caps on Ford® 6.0 L Power Stroke® diesel-powered vehicles such as Super-Duty® Series pickups, Econoline® vans and Excursions
- Used for removal and installation of the oil filter cap, primary and secondary fuel filter caps
- Not for impact use
- Requires optional 3/8" drive extension (FX1 or FXWP1 1-1/2" long)

24 mm applications:

- Buick® vehicles: VVT-V6 Rendezvous Ultra, LaCrosse® CSX
- Cadillac® vehicles: VVT-V6 CTS, STS, SRX
- Saturn® vehicles: L-3000 V6

35/36 mm applications:

- Audi®/Volkswagen®: VR6 engine
- BMW®: 6-, 8- and 12-cylinder engines
- Mercedes-Benz®: diesel engines
- Mini-Cooper®
- Volvo®: 40 and 50 Series, XC90 with 3.2L 6-cylinder engine
- Nickel-chrome finish

A129 Diesel Fuel Filter Socket

- Use for removing and installing fuel filter housings
- 1-1/8" wrench size
- 3/8" drive

OFSKIT 4 pc Oil/Fuel Filter Socket Set

- Includes A127 and A106 Oil Filter Sockets, S3624 Filter Flip Socket and A129 Cummins® Diesel Fuel Filter Socket in a storage tray

Applications:

- A127 removes and installs 27 mm (1-1/16) oil filters on 2003 and later Mercedes-Benz® 1.8 L 4-cylinder engines
- Aftermarket oil filters with one nut at the top of the canister
- A129 Cummins® Diesel Fuel Filter Socket is used for removing and installing fuel filter housings found on 2002–later Dodge® Ram® trucks with the 24-valve Cummins® diesel engine
- A106 Low Profile Oil Filter Socket
- GM® Ecotec®, 2.0, 2.2 and 2.4 L four-cylinder engines
- Saturn®: L-series (2001), Ion and Vue (2002–later)
- GM®: Cavalier, Sunfire®, Grand AM, Sonoma, S10, Alero (2002–later)
- Malibu®: 2002–2006
- Pontiac®: G6 and Solstice® (2006)
- Chevrolet®: HHR, Cobalt®, Cobalt® SS (2006)
- Saab®: Some general applications
- S3624 Filter Flip Socket removes and nstalls all three filter caps on Ford® 6.0L Power Stroke® diesel-powered vehicles such as Super-Duty® Series pickups, Econoline® vans and Excursions
- Used for removal and installation of the oil filter cap plus primary and secondary fuel filter caps

Additional 24 mm applications:

- Buick®: VVT-V6 Rendezvous Ultra, LaCrosse® CSX
- Cadillac®: VVT-V6 CTS, STS, SRX
- Saturn®: L-3000 V6

Additional 35/36 mm applications:

- Audi®/Volkswagen®: VR6 engine
- BMW®: 6, 8 and 12 cylinder engines
- Mercedes-Benz®: diesel engines
- Mini-Cooper®
- Volvo®: 40 and 50 series, XC90 with 3.2L 6-cylinder engine

OFS2432 24/32 mm Oil Filter Housing Flip Socket

- Used for Audi®, Volkswagen®, Porsche®, Chrysler®, Dodge®, Jeep®, RAM®, Lamborghini® and Mercedes-Benz® vehicles
- Removal and installation of the oil filter housing on 2.0L I4 diesel engine, 3.0L V6, 3.6L V6, 4.0L V8 turbo, 4.2L V8, 5.2L V8, 5.5L V8 turbo and 6.3L V9 engines
- Manufactured from special alloy steel
- Precision machined and heat treated for optimum strength and durability



• Do not use chrome or industrial finish hand tools with impact drivers
 • Read safety precautions on pages W1 to W4

DIESEL: AUTOMOTIVE DIESEL

ICP1610



IPK1220



IPK1400



IPK1170



IPK1330



IPK1630



IPK1640

Injector Pullers**ICP1610 Duramax® LB7 Injector Cup Puller**

- Designed to remove and help avoid damage to injector cup sleeves
- A must-have tool when re-sealing the sleeves, allowing the technician to work more efficiently
- Heat-treated alloy steel for long life

IPK1170 Injector Puller Kit

- Used for GM® LB7 Duramax® engines
- Pulls injector straight
- Pulls far enough to completely remove a stuck injector
- Saves time by reducing the likelihood of loosening the sleeves (up to 1/2 hour per sleeve)
- Removes sleeve from the injector without damage

IPK1220 Injector Puller Kit

- Removes diesel injectors on VW® and Audi® vehicles from 2000–present
- Correct tools all in one kit—no searching for shop tools
- Kit contains (3) adaptors with 2 lb slide weight on a 10" slide shaft
- Kit includes the newest style adaptor to keep this kit current for the next ten-plus years

IPK1330 Injector Puller Kit

- Used to remove diesel injectors from GM® vehicles produced from 2004–2010 with an LLY, LBZ or LMM Duramax® engine
- Pulls injector straight out without rocking
- Pulls far enough to completely remove a stuck injector
- Saves time and reduces the likelihood of damaging the injector or head

IPK1400 Injector Puller Kit

- Removes fuel injectors from GM® vehicles produced from 2009–current with SIDI engines
- Works on many other makes and models of motor vehicles
- Designed to pull the injector straight out reducing the possibility of damaging the injector or head
- Pulls injector straight out without rocking
- Sturdy enough so it won't slip off
- Saves time and reduces the likelihood of damaging the head or injector

IPK1630 6.7 L Ford® Power Stroke Injector Puller

- Factory tools rock the injector, binding it to the head and possibly damaging injector; the IPK1630 pulls the injector straight out without rocking and damaging the injector or head
- Unique cantilever I-beam design allows easy assembly on the motor and provides a solid platform for pulling the most stubborn injectors
- Lifts about 3/4" to completely remove a stuck injector
- Saves time by reducing the likelihood of damaging the head or injector
- Made from heat-treated alloy steel for rigidity and durability

IPK1640 GM® LML Duramax® Injector Puller

- A factory tool will rock the injector, binding it into the head and may damage the injector. The IPK1640 will pull the injector straight out without rocking, reducing the possibility of damaging the injector or head
- Custom I-beam bridge design allows easy access to hard to reach injectors and a solid pulling bridge to pull out the most stubborn injectors
- Lifts about 3/4" to completely remove a stuck injector
- Saves time by reducing the likelihood of damaging the head or injector
- Made from heat-treated alloy steel for rigidity and durability

Diesel Injector Puller

IPK1760 Sprinter® Van Diesel Injector Puller Kit

- Removes stuck injectors in minutes instead of hours
- Will not damage the valve cover
- Injector can most likely be reused as a core
- Includes tools to remove the top of the injector, clean the injector seat and a thread chaser for the clamp hole



IPK1760

Ford® Diesel Turbo Tools

TVA1650 Turbo Vane Actuator Installer for Ford® Vehicles

- Simply rotate the arm up, slip the self-centering installer over the arm, and with two wrenches the stud is pushed into the arm in a matter of seconds
- Compact size of tool allows it to be used either on or off the truck
- Single-purpose design saves time and allows the user to work more efficiently while reducing the potential to damage parts during installation
- Fine thread actuator reduces the torque required to loosen the press fit



TVA1650

Injector Pullers

IPK1720 Cummins® 5.9 L and 6.7 L Injector Puller

- For use on Dodge® Cummins® 5.9–6.7 L diesel engines equipped with the high-pressure common rail fuel system
- Designed to slip the puller cup in the groove on the injector and lever it out against the head of the mid-cover center bolts after the wires and retaining bolts have been removed
- Height adjustable for 5.9 L and 6.7 L HPCR engines
- No need to bolt the tool down, moves quickly from injector to injector pulling them straight out, saving time and reducing the likelihood of damaging the head or injector



IPK1720

Metric Injector Sockets

S6128 Metric Injector Socket

- 6-point, 30 mm, 2-1/16" bolt clearance
- 7/16" opening depth, 2-11/16" long
- 7/8" external hex on the drive end



S6128

S6104B Metric Injector Socket

- For VW® and Mercedes® diesel engines
- 12-point, 27 mm
- Clearance bored to fit over the fuel injector
- 1/2" drive; 3-1/4" long



S6104B

Flywheel Lock (Blue-Point®)

YA6925 Flywheel Lock for GM® Duramax® 6.6 Liter Engines (Blue-Point®)

- For 2001–later Duramax® 6.6 L diesel truck engines
- Saves time by not removing the starter motor
- Holds the engine in place for high-torque requirements
- Handle is visible to remind the technician that the engine is locked



YA6925

Turbo Vane Socket

TVS1240 Turbo Vane Socket (Blue-Point®)

- Split socket is made from alloy steel and designed with additional strength
- Correct geometry to reduce the possibility of damaging the sensor
- Fits the confined location between the cold and hot sides of the turbo



TVS1240



• Do not use chrome or industrial finish hand tools with impact drivers
 • Read safety precautions on pages W1 to W4

HEAVY-DUTY TRUCK SERVICE TOOLS



S6160



S6194



S6190A



S6260



SHR20



S6100



S6197



S6199

Hand Sockets

S6160 1/2" Drive 12-Point Metric 12 mm Extra-Long**Head Bolt Socket**

- Use on 1986–later Nissan® engines with 12 mm head bolts
- 8" length reaches past the cam and rocker assembly to service head bolts
- Thin-profile socket and shank will reach through the access hole and past the overhead camshaft
- Additional high-torque applications include removal and installation of universal joint flange bolts on Ford®/Mercury® cars such as Mustang®, Crown Victoria®, Lincoln®, Ford® Explorer®, Ranger® and F-150/F-250 trucks

S6260 1/2" Drive 12-Point SAE 1/2" Heavy-Duty Spicer® Drive Impact Socket

- For removal of heavy-duty Spicer® drive shaft bolts that have 1/2" fasteners found on Kenworth® and Peterbilt® trucks, and many other heavy-duty applications
- 8" long

S6194 1/2" Drive 12-Point Metric 12 mm Head Bolt Socket

- Used on Toyota® and Nissan® cars and trucks, and Honda® cars with 12 mm head bolts
- 4-1/8" length reaches past the cam and rocker assembly to service the head bolts
- Thin-profile socket and shank reach through the access hole and past the overhead camshaft
- Additional high-torque applications include removal and installation of universal joint flange bolts on Ford® Explorer®, Ranger® and F-150/F-250 trucks

S6190A IPR Sensor Socket for Ford® Vehicles

- Used on 1994–later Ford® 6.0 L diesel trucks and International® CT365, 530E and 466F
- Similar to Rotunda® part number 303-1112

SHR20 Oil Galley Drain Plug Socket

- For the removal and installation of the oil galley drain plug on Caterpillar® 6 cylinder engines
- Galley plugs may leak and need to be removed so a new O-ring can be installed
- Low-profile design helps get into tight applications
- Special alloy steel provides corrosion resistance
- 1/2" drive, 5/8" Hex socket, 6-point, 1-1/4" long

S6100 3/8" Drive 3-Lobe Hand Wheel Socket

- Designed to aid in the removal of rusted and corroded hand wheels without breaking them
- Manufactured from special steel with a higher alloy content
- Precision forged and heat treated for optimum strength and durability
- Nickel-chrome plating helps protect against corrosion and makes it easy to wipe clean

Impact Sockets

S6197 1/2" Drive 12-Point SAE 1/2" Heavy-Duty Driveline**Impact Socket**

- Used on Kenworth® and Peterbilt® heavy-duty drivelines with 1/2" fasteners and many other heavy-duty 1/2" applications
- Socket will clear the weld yoke, when removing the cap screws holding the wing bushings to the end yoke
- 4-1/8" long

S6199 3/4" Drive U-Bolt Impact Socket

- Used on semi trucks using 5/8" dia. U-bolts for springs and other suspension components
- Up to 2" longer than a standard deep socket to easily accommodate the excess thread length—saves time compared to cutting off excess thread to use a standard deep socket
- 1-1/8" wrench size, six-point, 3/4" drive, 5" long

Impact Sockets

DW402C 3/4" Drive 6-Point SAE 1-1/4" Dayton Lug Nut

Impact Socket

- For use with socket retainers

S6216 3/4" Drive 12-Point Metric 16 mm Detroit Diesel®

Engines Head Bolt Impact Socket

- For head bolts on Detroit Diesel® 50 and 60 Series engines
- Tight clearances between some head bolts and the cylinder head casting require a thin walled socket—these engines are found in truck, bus, motor home, marine and heavy-equipment
- Increased socket height allows for clearance between the drive tool (ratchet, breaker bar or torque wrench) and installed valve train components, allowing technicians access to head bolts from either side of the engine
- 4" long

S6217 3/4" Drive Head Bolt Impact Socket

- For head bolts on heavy-duty trucks and buses with MBE900 Mercedes-Benz® engine
- Used on certain Detroit Diesel® head bolts with the MBE900 Mercedes-Benz® engine where clearance requires a thin-walled socket
- Socket height helps when using a torque wrench due to the length of the torque wrench handle for clearance
- 3/4" drive, 12-point, 17 mm, 4-3/4" long

S6218 1/2" Drive Metric 18 mm Double Hex Socket

- Used in conjunction with a 1/2" drive impact gun to remove driveshaft bolts on Kenworth® semi-trucks
- 1/2" drive, 12-point, 18 mm, 6" long socket
- Manufactured from special steel with a higher alloy content
- Industrial finish helps protect against corrosion
- Precision machined and heat treated for optimum strength and durability

S6230 1/2" Drive 6-Point SAE 15/16" Impact Socket

- Snap-on® sockets using the Flank Drive® wrenching system grip the fastener on the flanks/flats, delivering 15–25% more turning power
- Forged from tough alloy steel to increase safety and are heat-treated to a lower hardness to add impact resistance and ductility
- Designed for Autocar® and CCC-style dump trucks and garbage trucks that use the 30/36 spring brake chamber made by MGM® Brakes
- When doing an emergency repair on the road or changing the diaphragm, the chamber needs to be caged before towing or disassembly
- Currently technicians are using a 15/16" wrench—this is time consuming and can be dangerous when servicing a broken down vehicle in traffic
- Length is designed to accommodate the very long threaded spring brake release stud assembly (release tool) in the brake chamber
- Standard deep 15/16" impact sockets are not long enough to fully engage the threads of the spring brake release stud assembly (release tool) in the spring brake chamber

SIML302 3/4" Drive 6-Point SAE 15/16" Flank Drive®

Extra-Deep Impact Socket

- Flank Drive® wrenching configuration
- Special alloy steel combines strength and durability

SIMML343 Extra-Long Metric Impact Socket

- Used for removing and installing the lug nuts on Case® and International® combines



S6217



DW402C



S6216



S6230



SIML302

HEAVY-DUTY TRUCK SERVICE TOOLS



IM382CD



IMFDL242



IMSLE242A



IPRD20



S6116



S6126



S6213



S6220



S6221

Impact Sockets

IM382CD 3/4" Drive 6-Point Metric 30 mm Flank Drive®**Shallow Impact Socket**

- Applications include Assault Breacher Vehicle; Utility Truck (Tamen: D00347K); Abrams M-1 Tank; Bridge Launcher Carrier; M1A2 Heavy Assault Bridge (hab)/Wolverine, 5420-01-430-4227; Armored Vehicle Launch Bridge (M60A1 and M48A5); Combat Tank, Ft, 120 mm gun (M1A1)
- 3/4" drive, 30 mm

IMFDL242 3/4" Drive 12-Point SAE 3/4" Flank Drive® Deep Thin Wall**Impact Socket**

- Designed to remove the head bolts on Caterpillar® C12, C15, C16 and 3406E where the front two and back two head bolts are positioned under the valve covers
- Applications on certain Caterpillar® head bolts require a thin walled socket of a certain length
- Additional applications include Detroit Diesel® main bearing cap bolts and 19 mm head bolts on Mercedes-Benz® MBE904/MBE906 EGR engines (2007–later)
- Snap-on® impact sockets are heat treated to optimize impact service life with a lower hardness than hand sockets and are able to withstand repeated cycling loads of impact wrenches
- Snap-on® uses a proprietary blend of special alloy socket steel that provides long life and great strength
- Flank Drive® wrenching system delivers up to 20% more turning power without slipping or rounding, while exceeding ANSI® performance standards

IMSLE242A 3/4" Drive E24 Inverted TORX® Impact Socket

- Applications include removal and installation of head bolts on MaxxForce® 11 and 13 engines found on D15 International® (2010–current)
- Manufactured from special alloy steel, precision forged and heat treated for optimum strength and durability

IPRD20 1/2" Drive 12-Point SAE 5/8" Low Profile Swivel Impact Socket

- Snap-on® impact sockets are heat treated to optimize impact service life with a lower hardness than hand sockets and are able to withstand repeated cycling loads of impact wrenches
- Snap-on® uses a proprietary blend of special alloy socket steel that provides long life and great strength
- Flank Drive® wrenching system delivers up to 20% more turning power without slipping or rounding, while exceeding ANSI® performance standards
- 30° uninterrupted swivel action for greater accessibility in tight quarters, allowing for easier and faster removal of stubborn fasteners
- Used on starter bolts on Cummins®, Caterpillar®, Detroit Diesel® and International® engines where housing is in the way when backing out the fastener using a standard-length impact socket

S6116 1/2" Drive 6-Point Metric 16 mm Impact Socket

- Socket is 4" long for easier access to head bolts
- Manufactured from special steel with a high higher alloy content
- Industrial finish helps protect against corrosion
- Precision machined and heat treated for optimum strength and durability

S6126 1/2" Drive Double Hex 3/4" Driveline Socket

- Socket is 6" long to easily reach driveshaft bolts
- Manufactured from special steel with a higher alloy content
- Industrial finish helps protect against corrosion
- Precision machined and heat treated for optimum strength and durability

S6213 1/2" Drive 12-Point Metric 13 mm U-Joint Strap Bolt Impact Socket

- Used for removal of 13 mm U-joint strap bolts found on Volvo®, Mack® and other heavy-duty applications
- 8" long

S6220 C15 Impact Socket for Caterpillar® Engines

- Used on Caterpillar® C15 engine rocker stud bolts where the length and broach depth of the socket are critical for the application
- 1/2" drive, 6-point, 11/16", 3-1/4" long

S6221 Fuel Injector Adaptor Impact Socket

- Used for the removal and installation of the fuel injector adaptor from the high-pressure rail and for servicing the O-rings on Navistar® DT466/570, HT570 (DT9 and 10) engines
- Similar to the Navistar® OEM tool part number ZTSE4725
- 1/2" drive, 1-1/16" hex

Impact Sockets

SIMM182 3/4" Drive 6-Point Metric 18 mm Flank Drive® Deep Impact Socket

- Used for removal and installation of the head bolts on VT365 International® engines found in many delivery vehicles

SIMML180 1/2" Drive 6-Point Metric 18 mm Flank Drive® Extra-Deep Impact Socket

- Applications include the removal and installation of the fuel tank hold down strap on International® 4400 chassis
- The fuel tank must be removed to replace the fuel sending unit
- 5" long to reach through the frame to access the fastener without the need of an extension

S6224 1/2" Drive 6-Point SAE 3/4" 30/30 Air Brake Chamber Impact Socket

- Extra-long design allows for quick and safe removal of long-threaded brake release stud assemblies
- Snap-on® sockets using the Flank Drive® wrenching system grip the fastener on the flanks/flats, delivering 15–25% more turning power
- Snap-on® impact sockets are heat treated to optimize impact service life with a lower hardness than hand sockets and are able to withstand repeated cycling loads of impact wrenches
- Snap-on® uses a proprietary blend of special alloy socket steel that provides long life and great strength

S6314 Extra-Long Impact Socket

- Manufactured from special alloy steel, precision forged and heat treated for optimum strength and durability
- Flank Drive® grips fastener on the flanks/flats, increasing torque by 15-20%, prevents the fastener from rounding and increases the life of the socket
- 3-1/4" overall length

S6412 Drive Train Bolt Socket

- Removes drive train bolts on Ford® vehicles, Hino® 268 Box trucks, International® 4200 VT365 box trucks and 2007 Freightliner® M2 trucks

S6413 1/2" Drive 12-Point 13 mm Heavy-Duty Driveline Socket

- Designed to service heavy-duty diesel truck drivelines
- Heat treated to a low hardness range compared to chrome sockets, so that under heavy, continuous use will withstand the impact blows and wear rather than break
- 1/2" drive, 12-point, 13 mm, 4-1/8" long

S6624 3/4" Drive 12-Point 24 mm Main Cap Bolt Socket

- For the removal and installation of the main cap bolts on 2007–later Detroit Diesel® DD13 and 15 engines
- Overall length (5-3/4") and square drive (3/4") of this socket are critical due to the torque rating for this application
- Manufactured from special alloy steel, precision forged and heat treated for optimum strength and durability
- Flank Drive® wrenching system grips fastener on the flanks/flats, increasing torque by 15–20%, prevents fastener from rounding and increases the life of the socket

SIM462TW 3/4" Drive 6-Point 1-7/16" SAE Deep Thin-Wall Impact Socket

- Designed to remove the lug nuts from Caterpillar® Model 793 mining trucks
- Thin-wall design accommodates easy removal of the 72 lug nuts spaced only 6 mm apart on each wheel
- Flank Drive® wrenching system grips the fastener on the flanks/flats, delivering 15–20% more turning power

Special Application Sockets

IPSTML8 1/4" Drive 6-Point 8 mm Metric Deep-Flex Impact Socket

- Removes and installs glow plugs
- Designed with a retention O-ring that holds the glow plug in the socket while being installed or removed
- Manufactured from special steel with a higher alloy content
- Industrial finish helps protect against corrosion
- Precision machined and heat treated for optimum strength and durability



SIMM182



SIMML180



S6224



S6314



S6412



S6413



S6624



SIM462TW



IPSTML8



• Read safety precautions on pages W1 to W4

HEAVY-DUTY TRUCK SERVICE TOOLS



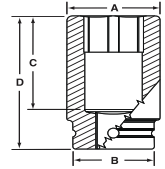
204FIHC



FIHC140





FIHCM8



Hose Clamp Sockets

Set Contains: 204FIHC

Drive Size, inches	Stock No.	 	A	B	C	D	
3/8	FIHC140	7/16	21/32"	11/16"	2-1/4"	2-3/4"	•
3/8	FIHC160	1/2"	3/4"	3/4"	2-1/4"	2-3/4"	•
3/8	FIHCM8	8 mm	12.9 mm	17.2 mm	57.1 mm	69.8 mm	•
3/8	FIHCM10	10 mm	15.9 mm	17.2 mm	57.1 mm	69.8 mm	•

Set shown includes storage tray.

Torque Adaptor

SRD35 Diesel Head Bolt Torque Adaptor



SRD35

- Eliminates the need to remove the truck/van cab from the chassis to access the rear head bolts, saving the technician time and preventing damage to the rear heat shield
- When coupled with an SM18, 18 mm socket, can access all of the head bolts, eliminating the need to change tools or remove the adaptor during the job
- Use of 3/4" drive ratchet/torque wrench transmits the high-torque necessary to loosen and tighten head bolts, with less strain on the technician
- Eliminates the need to remove the evaporator housing, saving two hours of time and the additional cost of refrigerant added during air conditioning recharging
- 3/4" square drive, 3-1/2" center-to-center length, 4-7/8" overall length

SRDM624 Torque Adaptor



SRDM624

- Services the rear brake caliper mounting bracket assembly on 2007 Ford® F-450/F-550 trucks
- Tool fits between the bracket bolt and frame to allow the use of a torque wrench to properly torque the bracket bolts
- 1/2" square drive, 12-point, 24 mm, 6" center-to-center length, 7-7/32" long

Slack Adjusters

BSA916 ‡ Slack Adjuster Wrench



BSA916

- For brake service and slack adjuster installation on heavy-duty trucks equipped with Bendix® automatic slack adjusters
- Used to turn the manual adjuster hex
- Extra-deep 9/16" hex allows reach to recessed adjusters
- 14-1/2" overall length helps to overcome the anti-reverse mechanism
- Turn over to reverse
- Includes a protective vinyl boot

HSA716 ‡ Slack Adjuster Wrench



HSA716

- For brake service and slack adjuster installation on heavy-duty trucks equipped with Haldex® automatic slack adjusters
- Used to turn the manual adjuster hex
- Extra-deep 7/16" hex allows reach to recessed adjusters
- 14-5/8" overall length helps to overcome the anti-reverse mechanism
- Turn over to reverse
- Protective vinyl boot helps to keep contaminants out of the ratchet mechanism for extended tool life

Valve Adjusters

S6205 Valve Adjuster Socket

- See-through window in the 14 mm socket allows the technician to see the position of the 5 mm hex blade
- Faster valve adjustment time
- Sized for low clearance
- Made from heat-treated steel
- Soft grip handle
- Applications include 2002-later Mercedes-Benz® 900 series diesel engines and 2002-later trucks and buses

S6206 Valve Adjuster Socket

- See-through window in the 17 mm socket allows the technician to see the position of the 6 mm hex blade
- Faster valve adjustment time
- Sized for low clearance
- Made from heat-treated steel
- Soft grip handle
- Applications include 2002-later Mercedes-Benz® 4000 series diesel engines and 2002-later trucks and buses

VAT930 Diesel Valve Adjustment Tool 15 mm/7 mm

- Two-in-one tool features a window in the socket allowing the technician to see the position of the nut driver holding the adjustment screw as the jam nut is tightened

- Unique handle pivots from one side to the other so the window is always visible
- Made from heat-treated 4140 steel, the tool is strong enough to handle the high breaking torque required after long service intervals
- Multi-functional design frees up one hand for feeler gauge operation

VAT940 Diesel Valve Adjustment Tool 15 mm/Flat

- Two-in-one tool features a window in the socket allowing the technician to see the position of the screwdriver blade holding the adjustment screw as it is tightened
- Unique handle pivots from one side to the other so the window is always visible
- Made from heat-treated 4140 steel, the tool is strong enough to handle the high breaking torque required after long service intervals
- Multi-functional tool design frees up one hand for feeler gauge operation

YA8880-3 Wire Handle with Grip

- Handle with slip cover—clips into the tool and pivots from one side to the other so the socket “window” is always visible



MOTORCYCLE SERVICE TOOLS

Special Application

S9704RHS 3/8" Drive 6-Point SAE

13/16" Flank Drive® Low-Profile Spark Plug Socket

- Spark plug extends through the socket for access in tight quarters
- Patented tapered hex design securely retains the spark plug in the socket without a rubber insert or magnet
- Patented diamond wedge design with six wedges equally align spark plug in the center to avoid damage to the porcelain
- Spark plug is easily disengaged from the socket by applying gentle side pressure to break the contact
- Low-profile socket easily reaches spark plugs without interference from custom exhausts or chassis
- Side through hole for secure extension retention
- Snap-on® sockets using the Flank Drive® wrenching system grip the fastener on the flanks/flats, delivering 15–25% more turning power
- Manufactured from the highest quality proprietary steel, providing optimum strength and durability
- Nickel-chrome plating helps protect against corrosion and makes it easy to wipe clean
- Spark plug socket is cold-formed for extended tool life
- Knurled surface for finger tightening and removal

S9724RHS 3/8" Drive 6-Point SAE

5/8" Flank Drive® Low-Profile Spark Plug Socket

- Spark plug extends through the socket for access in tight quarters
- Patented tapered hex design securely retains the spark plug in the socket without a rubber insert or magnet
- Patented diamond wedge design with six wedges equally aligns the spark plug in the center to avoid damage to the porcelain
- Spark plug is easily disengaged from the socket by applying gentle side pressure to break the contact
- Low-profile socket easily reaches spark plugs without interference from custom exhausts or chassis
- Snap-on® sockets using the Flank Drive® wrenching system grip the fastener on the flanks/flats, delivering 15–25% more turning power
- Manufactured from the highest quality proprietary steel, providing optimum strength and durability
- Nickel-chrome plating helps protect against corrosion and makes it easy to wipe clean
- Spark plug socket is cold formed for extended tool life



S9704RHS



S9724RHS



- Do not use “cheater bars” on handles
- Do not use chrome or industrial finish hand tools with impact drivers
- ‡These products can expose you to chemicals which are known to the state of California to cause cancer and reproductive harm. See pages 906-907 for details.
- Read safety precautions on pages W1 to W4


MOTORCYCLE SERVICE TOOLS



HD6529



HFTLRT



NBAT1



KAC1224TCA



EEPV503



YA173B



MT125A



SGSR104AR

Adjusting Tools

HD6529 ‡ Ratcheting Hex Wrench (Blue-Point®)

- Reversible ratchet lever is conveniently located for one-hand operation
- 3/16" hex bit is easily replaced if damaged
- Low-profile design for extra clearance between the frame and engine
- Comfortable rubber grip will not scratch chrome
- 9-3/4" overall length for additional reach
- 1/4" hex drive, 3/16" hex bit for Harley-Davidson® Evolution® motor rocker box cover bolts

HFTLRT Fuel Tank Lock Ring Tool Harley-Davidson®

- Allows access to the fuel filter and fuel pump as the lock ring is connected to the pump
- Made of durable ABS plastic (competitive products are metal and can scratch the painted surface of the motorcycle)

NBAT1 ‡ Neck Bearing Adjustment Tool

- For neck bearing adjustment on Harley-Davidson® motorcycles
- Easily maneuvers between the triple clamp and frame
- Fits into the star adjustment nut, allowing technician to adjust the neck bearing play
- Tapered end allows easy access to the neck bearing adjusting star
- Screwdriver-style handle offers a comfortable grip
- 18-1/2" overall length
- Neck bearing adjustment is usually checked at the following service intervals: 1,000, 5,000, 15,000 and 25,000 miles or annually

Fuel Tank Cover

KAC1224TCA Motorcycle Gas Tank Cover

- Fits Harley-Davidson® Dyna®, Softail® and Touring models
- Fits various models of Yamaha®, Victory®, Triumph® and Kawasaki® motorcycles, plus many more
- Non-marring cover uses a non-abrasive inner liner that will not slide off

Motorcycle Service Equipment

EEPV503 ‡ Motorcycle Compression Gauge Set

- Tests motorcycles and recreational vehicles with hard-to-access spark plug ports
- Gauge assembly includes a 2-3/4" dia. gauge and 18" flexible hose with a quick coupler
- Includes EEPV5G10L, EEPV5G12L and EEPV5G14L
- Technical Support: 1-855-779-8880

General Service Tools

CPT110A 3/8" Drive 6-Point Metric 17 mm VW® Transmission Drain Plug Socket

- For use on VW® transmission drain plugs
- Additional applications include removing the front wheels on Triumph® Daytona® and America® motorcycles

YA173B ‡ Clip-On-Style Angled Air Chuck (Blue-Point®)

- 1/4"-18 female NPT
- Spring-loaded, trigger-operated valve stem clip
- Maximum operating pressure is 200 PSI
- For use with air lines only—do not use on inflators

MT125A Self-Powered Timing Light (Blue-Point®)

- Self-powered timing light features a single 6' inductive pick-up
- Quick attachment to spark plug wires on motorcycles, marine motors, snowmobiles, jet skis, small engines and other equipment that do not have easy access to a battery power source
- Can be used for automotive applications
- On/Off switch is located within thumb's reach
- Maximum 2,000 RPM

SGSR104AR * 4 pc Soft Grip Seal Removal Tool Set Red

- For use on transmissions, heater and vacuum hoses, oil pump drive shaft seals, injectors and fuel rail O-rings, inner tie-rod rack boot and CV boot removal, fork seals, and caliper dust boot assemblies on Harley-Davidson® and other motorcycles, and steering racks and pumps
- SGSR1AR–SGSR4AR (4 pc) in a storage tray

Colors Available



* R O G

ADD SUFFIX TO STOCK NUMBER FOR SPECIAL COLORS

Service Set

CYCLESET 33 pc Motorcycle Tool Set

- Services most US-manufactured motorcycles from battery service, cable and clutch adjustments, to gas tank and seat removal—covers roadside maintenance and emergency repairs
- Includes (1) gap gauge, (1) 3/8" drive 6-point SAE 13/16" shallow spark plug socket, (1) 1/4" internal drive x 3/8" external drive adaptor, (1) 1/4" drive 4" knurled extension, (6) 1/4" drive 6-point SAE shallow sockets (9/16, 1/4, 5/16, 3/8, 7/16 and 1/2"), (1) 1/4" drive sliding T-handle, (1) 12-point metric 10 mm short combination wrench, (2) 1/4" hex flat tip power bits, (1) 1/4" hex PHILLIPS® #2 power bit, (5) 1/4" hex TORX® power bits (T15, T20, T25, T27 and T30), (2) 5/16" TORX® insert bits (T40 and T45), (5) 1/4" hex SAE power bits (1/8, 5/32, 3/16, 7/32 and 1/4"), (2) 5/16" hex SAE power bits (5/16 and 3/8"), (1) 1/4" drive magnetic bit socket, (1) 3/8" drive 6-point SAE 5/8" standard retention spark plug socket, (1) 8" adjustable wrench and (1) 1/4" drive standard ratchet
- Includes a kit bag



AVIATION: SAFETY WIRING



Wire Twisters

Cushion throat wire twisters feature a polyurethane filler that is bonded into the tool's cutter head to help prevent flying wire bits. A special undercut design helps maintain cutting edges and increases tool durability. Ideal for assembly line applications.



GA311C



PR311



WTR1A



WTS6



WTG10A

Wire Twister/Cutters

Stock No.	Description	Overall Length, inches	Wire Capacity, inches	Wire Retainer
GA311C	Wide range of applications	10-1/2	.060	No
PR311	Similar to GA311C, but not spring loaded. Right-hand only with manual return.	10-1/2	.060	No
WT11B	Small size for use in tight quarters	8-1/2	.041	No
WTR1A	Reversible Wire Twister/Cutters	8-3/4	.041	No
WTRW6A	Reversible Wire Twister/Cutters	8-3/4	.041	Yes
WTS6	Reversible Wire Twister	8-3/4	.041	Yes
WTG8A	Reversible Wire Twister	8	.015-.031	Yes
WTG10A	Reversible Wire Twister	10-1/2	.031-.039	Yes
WTRW9	Reversible Cushion Throat Wire Twister/Cutter	11	.02-.06	Yes

Safety Wire

Stock No.	Wire Size, inches	Approximate Wire Length, ft.	Container
WT105-2004	.020	230	1/4 lb Spool
WT105-3204	.032	90	1/4 lb Spool
WT105-4204	.041	55	1/4 lb Spool
WT105-2016	.020	937	1 lb Canister
WT105-2516	.025	599	1 lb Canister
WT105-3216	.032	366	1 lb Canister
WT105-4116	.041	223	1 lb Canister
WT105-5116	.051	144	1 lb Canister



WT105-2016



WT105-2004



- Read and follow all safety messages and instructions
- ‡These products can expose you to chemicals which are known to the state of California to cause cancer and reproductive harm. See pages 906-907 for details.
- Read safety precautions on pages W1 to W4

AVIATION: SPECIALTY SERVICE TOOLS



AFPW38



AVPW716

Aircraft Vacuum/Fuel Pump Wrenches

AFPW38 Aircraft Fuel Pump Wrench

- Small crowfoot for removal and installation of the fuel primer/injector line on Continental® and Lycoming® engines
- Can be used with a 1/4" drive extension and will easily fit into tight areas

AVPW716 Aircraft Vacuum Pump Wrench

- Removes and replaces vacuum pump flange nuts on aviation and experimental aircraft
- Use with any 1/4" drive extension
- Easily fits into tight areas between the pump and nearby accessories
- Cut-down head design adds greater flexibility than a wrench with a bent shank
- Applications include: Cessna®: Skyhawk®, Skylane®, Stationair Piper®: Cub, Warrior®, Archer®, Seminole, Aztec, Navaho, Chieftain Mooney®: M20 series, M200 series, Ovation, Acclaim Beechcraft®: Bonanza®, Duchess, Baron® Cirrus: SR20 and SR22 aircraft



AOC01



AOFW2

Aircraft Oil Filter Wrenches

AOC01 FOD Oil Can Opener

- Testing by Saybolt® laboratory proves this can opener eliminates a cause of FOD, eliminating costly downtime and repairs
- Using a screwdriver to open an oil can may leave metal debris in the oil, causing FOD to turbines
- Can opener is made of reinforced high-quality plastic designed to open a quart can of oil
- Durable, ergonomic, non-slip design is pocket size and can be attached to a key ring

AOFW2 ‡ Aviation Oil Filter Wrench

- Oil filter wrench can be used for the installation and removal of oil filters on all standard general aviation aircraft with 1" hex oil filters
- Compact size allows for reach in restricted areas
- 3/8" drive torque wrench
- Refer to the Snap-on® SS306G Torque Chart for formula to obtain the correct applied torque



IMTSX29

Fan Bolt Impact Socket

IMTSX29 External Mortorq® Impact Socket

- Used on fan bolts found on Rolls Royce® engines used on Airbus® A380 jets



LGSW125



LH100



755121-1



FTA35

Torque Adaptor

FTA35 3/8" Drive Female/Male Torque Adaptor

- Manufactured from special alloy steel
- Precision machined and heat treated for optimum strength and durability
- 3.5" center-to-center

TTA35 1/4" Drive Female/Male Torque Adaptor

STA35 1/2" Drive Female/Male Torque Adaptor

Aircraft Landing Gear Tools

LGSW125 Landing Gear Socket Wrench

- Used to remove and replace the landing gear harness through-bolt on Embraer® 190 aircraft
- 1-1/4" deep well socket with 1/4" slit cut allows the speed cable to pass through
- 3/8" square drive allows the torque wrench to torque the nut to 80 in-lb
- Flex-head and overall length is 11-1/2"

LH100 * Ratchet Spline Boxsocket Assembly

- Extended-reach 1/2" drive ratchet with a pinned spline socket on one end and a box end spline wrench on the other

755121-1* Deep Throw Speeder with 1/2" Drive Ratchet Adaptor

- 1/2" driver deep throw speeder with pinned universal and ratchet adaptor

*LH100 and 755121 are required to be on board a C-130 aircraft before it can leave the ground

Torque Adaptors, mm (1/4" Drive)

TRDHM6 1/4" Drive 12-Point Metric 6 mm Torque Adaptor

- Manufactured from special alloy steel
- Precision forged and heat treated for optimum strength and durability
- 12-point double hex allows the socket to engage single hex fastener every 30° rather than every 60°, allowing for better access in restricted areas
- 1" center-to-center length on adaptor for easy torque calculations
- Design features radius edges that resist damage/nicks

TRDHM7 1/4" Drive 12-Point Metric 7 mm Torque Adaptor

- Manufactured from special alloy steel
- Precision forged and heat treated for optimum strength and durability
- 12-point double hex allows the socket to engage single hex fastener every 30° rather than every 60°, allowing for better access in restricted areas
- 1" center-to-center length on adaptor for easy torque calculations
- Design features radius edges that resist damage/nicks

TRDHM8 1/4" Drive 12-Point Metric 8 mm Torque Adaptor

- Manufactured from special alloy steel
- Precision forged and heat treated for optimum strength and durability
- 12-point double hex allows the socket to engage single hex fastener every 30° rather than every 60°, allowing for better access in restricted areas
- 1" center-to-center length on adaptor for easy torque calculations
- Design features radius edges that resist damage/nicks

mm	Stock No.	A	B	C	D	E
6	TRDHM6	9.5	11.9	6.6	6.6	25.4
7	TRDHM7	9.5	11.9	6.6	6.6	25.4
8	TRDHM8	9.5	11.9	6.6	6.6	25.4

• For applications involving AS350/355 Airbus® helicopters (formerly Eurocopter) known as A-star and Twin-Star helicopters in North America

• Used attached to a torque wrench on a hard-to-reach fastener

Hose Clamp Socket

AHCS1 Aircraft Hose Clamp Socket

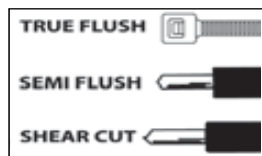
- Use on hose clamps found on Lycoming®, TCM (Continental®) and other engines found on Cessna®, Piper® and Beechcraft® aircraft
- Slotted socket is for removing and installing the three different size thumb knobs found on aircraft hose clamps

- Competitive sockets only work on one size and have a rubber O-ring that can cause an FOD issue
- Manufactured from special alloy steel, precision forged and heat treated for optimum strength and durability
- 1/4" square drive

True Flush: Blades cut stranded wire ends and zip tie ends flat, allowing protruding ends to be trimmed flush

Semi-Flush: Ground blades cut slightly pointed wire ends and can be used where an exact flush cut is not required

Shear Cut: Ground blades (on standard cutters) are designed for general cutting with less hand pressure and extended blade life



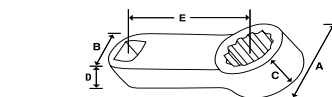
Cushion Throat Cutters

- Urethane insert in jaws captures clipped material, reducing the likelihood of work environment contamination
- Retention of wire clippings enhances worker safety by preventing projectile material from being scattered throughout the worksite
- Handles are designed for comfort and deliver the leverage needed to tackle the most demanding jobs
- Quality forged steel ensures tools will provide years of service
- Fluorescent urethane formula helps reduce the potential of leaving the tool behind—just shine a UV light on the head of the cutter to activate its illuminating effect

Stock No.	Description	Dimension A, Handle Type	Dimension B, Jaw Length, inches	Dimension C, Overall Length, inches
84CFCTA	Cushion Throat Diagonal Cutter	Bowed	3/8	4-3/4
86ACFCT	Cushion Throat Diagonal Cutter	Bowed	3/4	6-5/16
P8715OCT	Cushion Throat 5" Oval Cutter—True Flush Cut	Bowed	17/32	5-3/16
786CFCT	6" Diagonal Flush-Cut Cutter with Cushion Throat	Bowed	3/4	6-5/18
87ACFCT	7" VectorEdge Diagonal Cutter	Bowed	13/16	7-3/8
388ACFCT	8" High-Leverage Cushion Throat Diagonal Cutters	Bowed	1-1/16	8-5/16



- Do not use "cheater bars" on handles
- Do not use chrome or industrial finish hand tools with impact drivers
- †These products can expose you to chemicals which are known to the state of California to cause cancer and reproductive harm. See pages 906-907 for details.
- Read safety precautions on pages W1 to W4



TRDHM6



AHCS1



84CFCTA



86ACFCT



P8715OCT



786CFCT

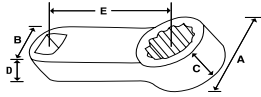


87ACFCT



388ACFCT

AVIATION: SPECIALTY SERVICE TOOLS



Spline, Low-Profile, inches

- Precision crafted from special alloy steel and heat treated for optimum strength and durability
- Nickel-chrome finish helps protect against corrosion and makes it easy to wipe clean
- Unique spline wrenching configuration can be used on ordinary 6- and 12-point fasteners
- Ideal for use with torque wrenches
- Will save time and avoid clearance issues when working on propeller assemblies
- Works on a wide variety of Lycoming® and Continental® engines used in Piper®, Cessna® and Mooney® aircraft




FRESL14



FRESL20



FRESL30

	Stock No.	A	B	C	D	E
7/16	FRESL14	3/4 (19.05)	3/4 (19.05)	3/16 (4.76)	7/16 (11.11)	2 (50.8)
1/2	FRESL16	25/32 (19.84)	3/4 (19.05)	3/16 (4.76)	7/16 (11.11)	2 (50.8)
9/16	FRESL18	13/16 (20.64)	3/4 (19.05)	3/16 (4.76)	7/16 (11.11)	2 (50.8)
5/8	FRESL20	29/32 (22.8)	47/64 (18.8)	3/16 (4.7)	7/16 (10.9)	2 (50.8)
11/16	FRESL22	1 (25.1)	47/64 (18.8)	3/16 (4.7)	7/16 (10.9)	2 (50.8)
3/4	FRESL24	1-5/64 (50.2)	3/4 (19.05)	7/16 (11.11)	3/16 (4.76)	2 (50.8)
7/8	FRESL28	1-1/4 (31.75)	3/4 (19.05)	7/16 (11.11)	3/16 (4.76)	2 (50.8)
15/16	FRESL30	1-5/16 (33.9)	47/64 (18.8)	3/16 (4.7)	7/16 (10.9)	2 (50.8)



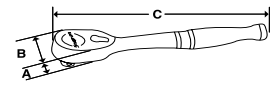
FCY72



TFY72



TY72



HI-LOK® Fastener Ratchets

Stock No.	Square Drive, inches	Gear Teeth	Swing Arc	A	B	C	Repair Kit	Flex-Joint Repair Kit
FCY72	3/8	72	5	7/16	15/16	4-5/8	RKRFCY72	—
TFY72	1/4	72	5	7/16	15/16	6-1/4	RKRTY72	RKRT841JT
TY72	1/4	72	5	7/16	15/16	4-5/8	RKRTY72	—

OIL AND GAS SERVICE TOOLS

Generator Engine Sockets

OG2824 Generator Engine Socket

- Socket is used in the oil and gas industries to adjust valves on large generator engines
- Removes cover bolts and adjusts valves on Waukesha® VHP® Series engines
- Sockets are used with a XO2830 7/8–15/16" standard-length deep 60° offset wrench
- The offset on the wrench protects the user's hand during valve adjustment



- Retaining Ring holds the socket onto the 7/8" part of the XO2830 wrench, as the sockets have a 7/8" male hex
- Manufactured from special alloy steel, precision forged and heat treated for optimum strength and durability
- Flank Drive® wrenching system grips fastener on the flanks/flat, prevents fastener from rounding



OG2824



OG2828

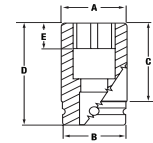
		External Hex, inches
3/4	OG2824	7/8
7/8	OG2828	7/8


Shallow, Single Square Impact Sockets, inches

• This “end effector” socket is used in the manufacturing of subsea and surface wellhead equipment in the oil and gas industries



IM748BC1.5



	Stock No.	Square Drive, inches	A	B	C	D	E
1	IM632BC1.5	3/4	2-1/8	1-3/4	—	2-1/4	3/4
1-1/2	IM748BC1.5	1	2-7/8	2-3/8	1-5/8	3-1/2	7/8
1.66	IM753.1BC1.5	1	1-15/16	2-3/8	—	3-1/2	1-1/16
1	IM732BC1.5	1	2-1/8	2-1/8	—	2-3/4	3/4



APW10VLV



ATSK3621



GADW8VLV



GADW10VLV

Specialty Service Tools

APW10VLV Valve Persuader Wrench

- Refinery wrench used in oil and gas downstream facilities
- Great universal multi-tool for numerous daily applications, including 4 and 6” quick turns to open and close the valves

ATSK3621 Hex-to-Square Adaptor

- Used with the B2192 Impact Pentagon Socket to remove and tighten special bolts used by electrical utilities on pad-mounted and sub-surface underground facilities
- 7/16” hex, 1/2” square adaptor
- 3” long

GADW8VLV 8-1/2” Adjustable Valve Persuader Wrench

- Two tools combined into one convenient operator’s tool that can be used wherever valves are adjusted for flow and pressure
- 8-1/2” overall length supplies leverage while being compact enough to be easily carried
- Big-mouth adjustable wrench has large, 1-1/2” capacity
- 3/4” valve wheel wrench opening
- Precision hardened and anti-corrosion treat
- Easy-to-read size measurement scale: SAE on one side, metric on the other

GADW10VLV 10” Adjustable Valve Persuader Wrench

- Two tools combined into one convenient operator’s tool that can be used wherever valves are adjusted for flow and pressure
- 10” overall length supplies leverage while compact size allows for easy carrying
- Big-mouth adjustable wrench has large, 1-3/4” capacity
- 3/4” valve wheel wrench opening
- Precision hardened and anti-corrosion treated
- Easy-to-read size measurement scale; SAE on one side, metric on the other

RAILROAD SERVICE TOOLS



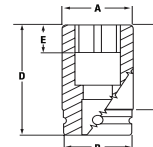
5703747UPA




IM728NT



IM736NT



Lag Screw Sockets, inches

	Stock No.	A	B	C	D	E
1-1/8 x 7/8	5703747UPA	1-7/8	2-1/8	1-3/4	3-1/2	7/8
1	IM728NT	1-3/4	2-1/8	31/32	2-1/8	13/16
1-1/8	IM736NT	1-13/16	2-1/4	1-3/32	2-1/4	3/4

5703747UPA Rectangular Head Lag Socket

- For use on special rectangular head lag screws
- Rectangular head timber screw spikes are used to secure the rail anchor or rail clip
- The screw spikes are used by all railroads to varying degrees, but mainly the North American freight railroads (BNSF, NS, CSX, UPRR, KCS, CP Rail and CN Rail)
- The opening is 1-1/8 x 7/8” with a 1” square drive and can be used on an impact wrench

IM728NT Lag Screw Socket

- 1” drive, 1” square

IM736NT Lag Screw Socket

- 1” drive, 1-1/8” square



- Do not use “cheater bars” on handles
- Do not use chrome or industrial finish hand tools with impact drivers
- Read and follow all instructions
- Read safety precautions on pages W1 to W4

RAILROAD SERVICE TOOLS




N8842



N8741

Track Bolt and Frog Bolt Sockets, inches

	Stock No.	Square Drive, inches
1-11/16	N8834	1
1-13/16	N8835	1
1-5/8	N8842	1
1-7/16	SIM746NT	1
2-3/16	N8741	1


N8741 Frog Bolt Socket

- 1" drive socket is used primarily for Frog bolt applications

Side Bearing Cage Socket



N8913

	Stock No.	A	B	C	D	E
E20	N8913	1-5/32	1-5/8	3/4	1-3/4	1/2


N8913 3/4" Drive E20 TORX® Side Bearing Cage Socket

- 3/4" drive E20 TORX® socket services the break-off portion of the side bearing cage bolt
- Used for installation of shear type E20 bolt during alignment of suspensions on Hendrickson® trailers



SIMD TSA402

Railroad Torque Socket

	Stock No.	A	B	C	D	E
3/4"	SIMD TSA402	2	1-21/32	3-1/2	5-7/16	13/16

SIMD TSA402 Railroad Torque Socket

- Allows operators to use angle torque to obtain proper torque on AH traction motor gearcase bolts when applying to new gearcases or replacing broken gearcase bolts

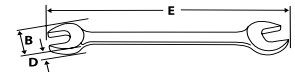



GVO2628TH.20



M4431B

Railroad Wrenches



	Stock No.	B	D	E
13/16-7/8"	GVO2628TH.20	1-11/16-1-13/16	7/32	10

GVO2628TH.20 Open-End 1-11/16-1-13/16" Railroad Wrench

- Used on railroad auxiliary generator coupler nuts (EMD locomotives)

M4431B Car Yard Inspector Wrench

- Tightens air brake external nuts and cover screws
- Incorporates (4) 12-point sockets (3/4", 7/8", 15/16" and 1") plus a 9/16" open wrench all in one tool
- Box end portion of the wrench is 10-3/8" long
- Open end portion of the wrench is 6-1/4" long

SET BUILDING

AS YOUR CAREER GROWS, SO WILL YOUR TOOL ARSENAL. AND VICE VERSA. REGARDLESS OF WHERE YOU'RE CURRENTLY AT, WE HAVE A SET-BUILDING TOOL PACKAGE THAT CAN HELP YOU REACH THE NEXT LEVEL. STARTING WITH OUR APPRENTICE SET, EACH SUCCESSIVE TOOL SET IS DESIGNED TO BUILD ON THE LAST.

SETS TO ASSURE THAT YOU'RE ALWAYS SET.

Starting out with a complete Snap-on® tool set shows that you've set your sights on a long-term career. Our Apprentice Set includes everything you'll need for the maintenance basics: a balanced mix of 1/4", 3/8" and 1/2" square drive tools, wrenches, screwdrivers, pliers, punches and chisels. The second tool set includes more than 100 additional tools to tackle more advanced applications. So as your collection grows, your skillset will grow, too.

US APPRENTICE SET



9100GSBO

US Apprentice Set

Stock No.	Description	Page
114ATMP	14 pc 1/4" Drive 6-point SAE Shallow General Service Socket Set	154
206EAU	6 pc 3/8" Drive Adaptor/Extension Set	173
211FSY	11 pc 3/8" Drive 6-Point SAE Flank Drive® Shallow Socket Set	177
211SFSY	11 pc 3/8" Drive 6-Point SAE Flank Drive® Deep Socket Set	180
317MSPC	17 pc 1/2" Drive 6-Point SAE General Service Socket Set	247
91ACP	Adjustable Joint Interlocking Channel Pliers (9-1/4")	390
AW1015DHK	15 pc SAE L-Shaped Hex Wrench Set	319
BP16B	16 oz Ball Peen Hickory Handle Hammer (Blue-Point®)	417
CSA8C	Rigid Carbon Scraper	430
ENC09602004	Veratti® M50	—
F80	3/8" Drive Dual 80° Technology Standard Handle Ratchet	166

Stock No.	Description	Page
GA295	2-1/4" Round Mirror with 14" Shaft (Blue-Point®)	804
HBPT16	16 oz Plastic Tip Hammer	416
HSG319	Bi-Mold Soft Grip Handle Hacksaw	420
MAGST2D016	2D Cell LED Maglite Flashlight	—
OEX709B	9 pc 12-Point SAE Flank Drive® Standard Combination Wrench Set	290
PL307ACF	3 pc Pliers Set	390
PPC710BK	11 pc Punch and Chisel Set	411
PRH57A ‡	Convertible Retaining Ring Pliers (Blue-Point®)	399
PT5C	Telescopic Magnetic Pick-Up Tool (Blue-Point®)	803
PWC6	Wire Stripper/Cutter (Blue-Point®)	402
SHDX800	8 pc Instinct® Hard Grip Combination Screwdriver Set	357
TPMA12	12' Tape Rule	802
HS50	Quick Cutter Hand Saw	420

- 9100GSBO Complete Apprentice Set**
- Includes 9100GSO and the KRA2055FPBO Top Chest
- 9100GSO Apprentice Set**
- US Apprentice Set tools only
 - Does not include a top chest

- 9100GSM Metric Plus Apprentice Set**
- 9100GS Set plus, AWM110DK Metric Hex Wrench Set (11 pc), 212FMY Metric 12-Point Socket Set (12 pc) and OEXM710B metric 12-Point Combination Wrench Set (10 pc)
 - Does not include a top chest



KRA4059FPBO

9000GS2

US Set 2

Stock No.	Description	Page
1650	16" Prybar	487
110STMY	10 pc 1/4" Drive 6-Point SAE Flank Drive® Deep Socket Set	137
112TMMY	12 pc 1/4" Drive 6-Point Metric Flank Drive® Shallow Socket Set	135
2004BSKA	4 pc Battery Service Kit	722
212EFTXY	12 pc Combination Drive TORX® Bit Standard Socket Set	143
212FSMY	12 pc 3/8" Drive 6-Point Metric Flank Drive® Shallow Socket Set	177
212SFSMY	12 pc 3/8" Drive 6-Point Metric Flank Drive® Deep Socket Set	178
97ACF	9" Needle Nose Pliers	390
AC5C	Hand Scratch Brush (Blue-Point®)	670
AWM110DHK	11 pc Metric L-Shaped Hex Wrench Set	319
EECT4H	Circuit Tester	615
FADH12B	12" Flank Drive® Plus Adjustable Wrench	322
FB303B ‡	Wire Gap for Electronic Ignition Systems Gauge	799
FB316B ‡	Short Blade, Ignition Gauge Set, Double Stamped with SAE and Metric Sizes	797
FB325A ‡	Double Stamped with SAE and Metric Sizes	798
FB361A	Gapper Gauge (Blue-Point®)	799

Stock No.	Description	Page
FLF80A	Long Handle Flex Head Ratchet	166
FXK11	3/8" Drive 11" Knurled Friction Ball Extension	171
GSAF1F	1/2" Drive Square Drive Adaptor	173
LP10WR	Curved Jaw with Cutter Locking Pliers	397
OEX30B	15/16" 12-Point SAE Flank Drive® Standard Combination Wrench	290
OEX32B	1" 12-Point SAE Flank Drive® Standard Combination Wrench	290
OEXM710B	10 pc 12-Point Metric Flank Drive® Standard Combination Wrench Set	289
PK53A	Single Bevel Putty Knife/Scraper (Blue-Point®)	431
RXFS605B	5 pc 6-Point Double End SAE Flank Drive® Flare Nut Wrench Set	304
S9704KA	3/8" Drive 6-Point SAE 13/16" Flank Drive® Shallow Spark Plug Socket	438
S9706KRA	3/8" Drive 6-Point SAE 5/8" Flank Drive® Standard Retention Spark Plug Socket	437
SGA173BR ‡	Soft Grip Radiator Hose Pick	749
SGASA204CR	4 pc Instinct® Soft Grip Miniature Pick Set	383
SGDMRC44B	Ratcheting Soft Grip Standard Screwdriver	368
SGT4BR	1/4" Drive 6-13/16" Instinct® Soft Grip Standard Shank Driver	807
TMXK60	1/4" Drive 6" Knurled Extension	131

KRA4059FPBO 26" Nine-Drawer Top Chest

- Lock 'N Roll® system prevents the drawers from drifting open during unit movement
- Drawer pulls are 50% deeper than other brands for better leverage
- Rolled drawer edges for strength and safety
- Teardrop-shaped drawer hems provide safe edges and keep drawers from sagging
- High-security tubular interchangeable locks
- Tough nine-step pre-painting process
- Four Colors: Red (PBO), Gloss Black (PC), Royal Blue (PCM), Electric Orange (PJK)

9000GS2 Add-On Group 2

- More than 100 pc
- Does not include a tool storage unit

9200AGSO US Set 2

- Includes 9100GSO and 9000GS2
- Does not include tool storage

9200GSB Complete US Set 2

- Includes 9100GSO, 9000GS2, plus the KRA4059FPBO top chest



‡ These products can expose you to chemicals which are known to the state of California to cause cancer and reproductive harm. See pages 906-907 for details.
 • Read safety precautions on pages W1 to W4

US SET 3



KRA4059FPBO



KRA4008FPBO



9000GS30

US Set 3

Stock No.	Description	Page
112STMMY	12 pc 1/4" Drive 6-Point Metric Flank Drive® Deep Socket Set	136
207EFAMY	7 pc 3/8" Drive Metric Hex Bit Socket Set	190
208EFAY	8 pc 3/8" Drive SAE Standard Hex Bit Socket Set	191
310IMMYA	10 pc 1/2" Drive 6-Point Metric Flank Drive® Shallow Impact Socket Set	236
310SIMMYA	10 pc 1/2" Drive 6-Point Metric Flank Drive® Deep Impact Socket Set	238
311IMYA	11 pc 1/2" Drive 6-Point SAE Flank Drive® Shallow Impact Socket Set	237
313TWMYA	13 pc 1/2" Drive 6-Point Metric Flank Drive® Shallow Socket Set	226
AC58E	Wire Brush (Blue-Point®)	865
GA3000B	Headphone-Style Ear Protectors (Blue-Point®)	852
IP80D	1/2" Drive Swivel Ball Lock Button Impact Universal Joint	235
JT13B	Blow Gun (Blue-Point®)	594
PT850	1/2" Drive Air Impact Wrench	546
OEXM6B	6 mm 12-Point Metric Flank Drive® Short Combination Wrench	292
OEXM7B	7 mm 12-Point Metric Flank Drive® Short Combination Wrench	292
OEXM8B	8 mm 12-Point Metric Flank Drive® Short Combination Wrench	292
OEXM9B	9 mm 12-Point Metric Flank Drive® Short Combination Wrench	292
QD3R250A	1/2" Drive SAE Adjustable Click-Type Fixed Ratchet Torque Wrench (50–250 ft-lb)	330
RXFMS606B	6 pc 6-Point Metric Flank Drive® Double End Flare Nut Wrench Set	304
S8	1/2" Drive 2-11/16" Friction Ball Universal Joint	225
SL80A	1/2" Drive Dual 80® Technology Long Handle Ratchet	220
SPBS24AO	24" Striking Prybar	386
SXK3	1/2" Drive 3-1/2" Extension	224
TF72	1/4" Drive Dual 80® Technology Standard Handle Flex-Head Ratchet	127
TMXK140	1/4" Drive 14" Knurled Extension	131

9000GS30 Add-On Group 3

- More than 100 pc
- Does not include tool storage

9300GSB0 Complete US Set 3

- Includes 9200AGS and 9200GS3, plus the KRA4008FPBO Roll Cab and KRA4059FPBO Top Chest

9300GSO US Set 3

- Includes 9200AGS and 9000GS3
- Does not include tool storage



KRL756CPBO



KRL751PB0



9000GS40

US Set 4

Stock No.	Description	Page
1250	12" Prybar	388
206AFSA	6 pc 3/8" Drive 6-Point SAE Flank Drive® Shallow Universal Socket Set	181
206FSUMA	6 pc 3/8" Drive 6-Point Metric Flank Drive® Shallow Flex Socket Set	181
207SFRH	7 pc 3/8" Drive 6-Point SAE Flank Drive® Flare Nut Crowfoot Wrench Set	308
210FRHMA	10 pc 3/8" Drive 6-Point Metric Flank Drive® Flare Nut Crowfoot Wrench Set	307
313TSYA	13 pc 1/2" Drive 6-Point SAE Flank Drive® Deep Socket Set	228
388ACF	8" High-Leverage Diagonal Cutter	391
61CF	8" Duck Bill Pliers	395
AWP160	Adjustable Joint Tongue and Groove Pliers	396
BP24B	24 oz Ball Peen Hickory Hammer (Blue-Point®)	417
CJ2001P	Bolt Grip Puller Set	459
CSA12CO	12-7/8" Rigid Carbon Scraper	430
E1020	19 pc Extractor Set (Blue-Point®)	447
FADH8B	8" Flank Drive® Plus Adjustable Wrench	322
FL80	3/8" Drive Dual 80° Technology Long Handle Ratchet	166
FX24A	3/8" Drive 24" Friction Ball Extension	171
FXK4	3/8" Drive 4" Knurled Friction Ball Extension	171
FXK8	3/8" Drive 8" Knurled Friction Ball Extension	171
HBBD32	32 oz Ball Peen Soft Grip Dead Blow Hammer	415
HBFE32	32 oz Dead Blow Soft Grip Handle Hammer	414
JCW62R‡	Standard Creeper	789
LP7WR	Curved Jaw with Cutter Locking Pliers	397
OEX080B	1/4" 12-Point SAE Flank Drive® Short Combination Wrench	293
OEX10B	5/16" 12-Point SAE Flank Drive® Standard Combination Wrench	290
OEX34B	1-1/16" 12-Point SAE Flank Drive® Standard Combination Wrench	290
OEX36B	1-1/8" 12-Point SAE Flank Drive® Standard Combination Wrench	290
OEX40B	1-1/4" 12-Point SAE Flank Drive® Standard Combination Wrench	290

9000GS40 Add-on Group 4

- More than 250 pc
- Does not include tool storage

9400GSB0 Complete US Set 4

- Includes 9300GSO, 9000GS40 plus KRL756CPBO Roll Cab and KRL751PB0 Top Chest

9400GSO US Set 4

- Includes 9300GSO and 9000GS40
- Does not include tool storage

Stock No.	Description	Page
OEXM200B	20 mm 12-Point Metric Flank Drive® Standard Combination Wrench	290
OEXM210B	21 mm 12-Point Metric Flank Drive® Standard Combination Wrench	290
OEXM220B	22 mm 12-Point Metric Flank Drive® Standard Combination Wrench	290
OEXS709B	9 pc 6-Point SAE Flank Drive® Short Combination Wrench Set	293
OEXSM710B	10 pc 12-Point Metric Flank Drive® Short Combination Wrench Set	292
PPB1012A	Bronze Tapered Punch	413
PPC104A	Pin Punch	411
PPC108A	5-3/4" Pin Punch	411
PPC204A	5-3/4" Starter Punch	411
PPC208A	6-3/4" Starter Punch	411
PPC3A	Center Punch	411
PPC5A	6-15/16" Punch/Chisel Holder	411
SGCP1BR	Soft Grip Cotter Pin Puller	694
SGHBF500A	4 pc Mixed File Set	427
SHDX40R	4 pc Instinct® Combination Hard Grip Mini-Tip Screwdriver Set	357
SN24C	1/2" Drive 24" Standard Handle Breaker Bar	222
SPBS18AO	18" Striking Prybar	386
SRPCR105	5 pc Snap Ring Pliers Set	398
SSM5A	Flat Tip Screw Aluminum Starter (Blue-Point®)	371
SX2	1/2" Drive 2" Extension	224
TA3	1/4" Drive Square Drive Adaptor	132
TD2425	41 pc SAE Tap and Die Set	440
TDM117A	41 pc Metric Tap and Die Set	440
TF528D	Tube Cutting and Double Flaring Set (Blue-Point®)	434
TM61A	1/4" Drive 6" Flexible Extension	132
TMX1	1/4" Drive 1-1/4" Extension	151
TMXK110	1/4" Drive 11" Knurled Extension	151
UTK100	Retractable Utility Knife	426



‡These products can expose you to chemicals which are known to the state of California to cause cancer and reproductive harm. See pages 906-907 for details.
 • Read safety precautions on pages W1 to W4

US SET 5



9000GS50



KRL756CPBO



KRL751PBO

9000GS50 Add-On Group 5

- More than 150 pc
- Does not include tool storage

9500GSBO Complete US Set 5

- Includes 9400GSO and 9000GS50, plus the KRL756CPBO Roll Cab and KRL751PBO Top Chest

9500GSO US Set 5

- Includes 9400GSO and 9000GS50
- Does not include tool storage

US Set 5

Stock No.	Description	Page
650	6" Prybar	452
196ACF	8" Talon Grip™ Long Nose Pliers with Cutter	394
212IMFYA	12 pc 3/8" Drive 6-Point SAE Flank Drive® Shallow Impact Socket Set	196
212SIMFYA	12 pc 3/8" Drive 6-Point SAE Flank Drive® Deep Impact Socket Set	198
214IMFMYA	14 pc 3/8" Drive 6-Point Metric Flank Drive® Shallow Impact Socket Set	196
214SIMFMYA	14 pc 3/8" Drive 6-Point Metric Flank Drive® Deep Impact Socket Set	198
313TSMYA	13 pc 1/2" Drive 6-Point Metric Flank Drive® Deep Socket Set	227
497ACF	7" 90° Angle Jaw Needle Nose Pliers	394
AWP120	Adjustable Joint Pliers	396
BP8B	8 oz Ball Peen Hammer Hickory Handle (Blue-Point®)	417
CJ2002	Gear Puller Set	459
F12LB	3/8" Drive 11-9/16" Long Handle Breaker Bar	170
FADH10B	10" Flank Drive® Plus Adjustable Wrench	322
FBF80A	Standard Bent Handle Flex Head Ratchet	166
FK80	Stubby Handle Ratchet	166
HBBT24	24 oz Bronze Tip Hammer	415
IMM200	1/2" Drive 6-Point Metric 20 mm Flank Drive® Shallow Impact Socket	236
IMM210	1/2" Drive 6-Point Metric 21 mm Flank Drive® Shallow Impact Socket	236
IMM220	1/2" Drive 6-Point Metric 22 mm Flank Drive® Shallow Impact Socket	236
IMM230	1/2" Drive 6-Point Metric 23 mm Flank Drive® Shallow Impact Socket	236
IMM230	1/2" Drive 6-Point Metric 24 mm Flank Drive® Shallow Impact Socket	236
IPF800B	3/8" Drive Friction Ball Swivel Ball Impact Universal Joint	195
KB217B	Kit Bag	411
MG325	3/8" Drive Air Impact Wrench	546
OEX8B	1/4" 12-Point SAE Flank Drive® Standard Combination Wrench	290
OEX11B	11/32" 12-Point SAE Flank Drive® Standard Combination Wrench	290
OEX38B	12-Point SAE 1-3/16" Flank Drive® Standard Combination Wrench	290
OEX42B	12-Point SAE 1-5/16" Flank Drive® Standard Combination Wrench	290
OEX260B	13/16" 12-Point SAE Flank Drive® Short Combination Wrench	293
OEX280B	7/8" 12-Point SAE Flank Drive® Short Combination Wrench	293
OEX300B	15/16" 12-Point SAE Flank Drive® Short Combination Wrench	293
OEX320B	1" 12-Point SAE Flank Drive® Short Combination Wrench	293
OEXM90B	9 mm 12-Point Metric Flank Drive® Standard Combination Wrench	289
OEXM230B	23 mm 12-Point Metric Flank Drive® Standard Combination Wrench	289
OEXM240B	24 mm 12-Point Metric Flank Drive® Standard Combination Wrench	289
OX110B	5/16" 12-Point SAE Flank Drive® Midget Combination Wrench	294
OX112B	3/8" 12-Point SAE Flank Drive® Midget Combination Wrench	294

Stock No.	Description	Page
OXI8B	1/4" 12-Point SAE Flank Drive® Midget Combination Wrench	294
OXIM7B	7 mm 12-Point Metric Flank Drive® Midget Combination Wrench	293
OXIM8B	8 mm 12-Point Metric Flank Drive® Midget Combination Wrench	293
OXIM9B	9 mm 12-Point Metric Flank Drive® Midget Combination Wrench	293
OXI706B	6 pc 12-Point SAE Flank Drive® Midget Combination Wrench Set	294
OXIM710B	10 pc 12-Point Metric Flank Drive® Midget Combination Wrench Set	293
PPC110A	5-1/4" Pin Punch	411
PPC210A	7-1/4" Starter Punch	411
PPC824B	7-1/4" Flat Chisel	411
PPC828B	8" Flat Chisel	411
PT28E	Pick-Up Tool (Blue-Point®)	803
PTR72	3/8" Drive Super-Duty Air Ratchet	556
PWC14	Wire Stripper/Cutter/Crimper/Bolt Cutter	402
QD2R100A	3/8" Drive SAE Adjustable Click-Type Fixed Ratchet Torque Wrench (20–100 ft-lb)	330
RTD48 ‡	48 pc Master Rethreading Tap and Die Set	439
S9704KFUA	3/8" Drive 6-Point SAE 13/16" Flank Drive® Universal Spark Plug Socket	436
S9706KRFUA	3/8" Drive 6-Point SAE 5/8" Flank Drive® Universal Retention Spark Plug Socket	437
SDM400A	Master SAE Screwdriver Bit Set	370
SF80A	1/2" Drive Dual 80° Technology Standard Handle Flex-Head Ratchet	220
SHDP162R	PHILLIPS® #2 Instinct® Hard Grip Cabinet Screwdriver	360
SHDP62IRR	PHILLIPS® #2 Instinct® Hard Grip Standard Screwdriver	360
SHDP63IRR	PHILLIPS® #3 Instinct® Hard Grip Standard Screwdriver	360
SIMM200	1/2" Drive 6-Point Metric 20 mm Flank Drive® Deep Impact Socket	238
SIMM210	1/2" Drive 6-Point Metric 21 mm Flank Drive® Deep Impact Socket	238
SIMM220	1/2" Drive 6-Point Metric 22 mm Flank Drive® Deep Impact Socket	238
SIMM230	1/2" Drive 6-Point Metric 23 mm Flank Drive® Deep Impact Socket	238
SIMM240	1/2" Drive 6-Point Metric 24 mm Flank Drive® Deep Impact Socket	238
SPBS12AO	12" Striking Prybar	386
SSDE42C	Flat Tip Electronic Thin Blade Screwdriver	361
SSDE43C	Flat Tip Electronic Thin Blade Screwdriver	361
SSDE44C	Flat Tip Electronic Thin Blade Screwdriver	361
SSDE46C	Flat Tip Electronic Thin Blade Screwdriver	361
SSDE48C	Flat Tip Electronic Thin Blade Screwdriver	361
SSDMR1AO	4-5/16" Ratcheting Magnetic Stubby Screwdriver	369
TC123C	Tubing Cutter (Blue-Point®)	433
VS807B	7 pc SAE Four-Way Angle Head Open-End Wrench Set	302
XB605A	5 pc 12-Point SAE Flank Drive® Standard 10° Offset Box Wrench Set	296
XBM605A	5 pc 12-Point Metric Flank Drive® Standard 10° Offset Box Wrench Set	295



• ‡These products can expose you to chemicals which are known to the state of California to cause cancer and reproductive harm. See pages 906-907 for details.
 • Read safety precautions on pages W1 to W4

US SET 6



900GS60



KRL791APB0



KRL722BPB0

9000GS60 Add-On Group 6

- More than 250 pc
- Does not include tool storage

9600GSB0 Complete US Set 6

- Includes 9500GSO and 900GS60, plus tool storage

9600GSO US Set 6

- Includes 9500GSO and 900GS60
- Does not include tool storage

US Set 6

Stock No.	Description	Page
2050	20" Prybar	388
106ATMXWP	6 pc 1/4" Drive Wobble Plus Extension Set	132
106TMUSA	6 pc 1/4" Drive 6-Point SAE Flank Drive® Shallow Universal Socket Set	139
10SSD	Flat Tip 90° Offset Screwdriver (Blue-Point®)	364
110ETMAY	10 pc 1/4" Drive SAE Hex Driver Bit Socket Set	146
120SSDP	PHILLIPS® 90° Offset Screwdriver (Blue-Point®)	364
205IPF	5 pc 3/8" Drive 6-Point SAE Flank Drive® Shallow Impact Swivel Socket Set	199
206AFXWP	6 pc 3/8" Drive Wobble Plus Extension Set	172
20SSD	Flat Tip 90° Offset Screwdriver (Blue-Point®)	364
307IPLY	7 pc 1/2" Drive 6-Point SAE Flank Drive® Shallow Impact Swivel Socket Set	241
A265A	Socket Rail and Socket Clips	108
A271BB	Socket Clip	—
AWP45	Adjustable Joint Pliers	396
AWP65	Adjustable Joint Pliers	396
BP12B	12 oz Ball Peen Hammer Hickory Handle (Blue-Point®)	417
CHN480	Interlocking Channel Adjustable Joint Pliers (Blue-Point®)	396
CJ2003A	Rear Axle Puller Set	459
CJ2004	Puller Set, Interchangeable	459
CJ2005	Master Interchangeable Puller Set	460
CM6551A	5 pc Miniature Screwdriver Set	366
DBTR129 ‡	29 pc High-Speed Mechanic's Length 135° Point with Three-Flat Shank Drill Bit Set	578
FADH6B	6" Flank Drive® Plus Adjustable Wrench	322
FS12B	3/8" Drive 6-Point SAE 3/8" Flank Drive® Shallow Universal Socket	181
FSUM11A	3/8" Drive 6-Point Metric 11 mm Flank Drive® Shallow Universal Socket	209
FSUM16A	3/8" Drive 6-Point Metric 16 mm Flank Drive® Shallow Universal Socket	181
FSUM18A	3/8" Drive 6-Point Metric 18 mm Flank Drive® Shallow Universal Socket	181
FSUM19A	3/8" Drive 6-Point Metric 19 mm Flank Drive® Shallow Universal Socket	181
FX18	3/8" Drive 18" Friction Ball Extension	171
FX36	3/8" Drive 36" Friction Ball Extension	171
HBFE48	48 oz Dead Blow Soft Grip Hammer	414
IMTM8A	1/4" Drive 6-Point SAE 1/4" Flank Drive® Shallow Impact Socket	148
IMTM10A	1/4" Drive 6-Point SAE 5/16" Flank Drive® Shallow Impact Socket	148
IMTM12A	1/4" Drive 6-Point SAE 3/8" Flank Drive® Shallow Impact Socket	148
IMTM14A	1/4" Drive 6-Point SAE 7/16" Flank Drive® Shallow Impact Socket	148
IMTM16A	1/4" Drive 6-Point SAE 1/2" Flank Drive® Shallow Impact Socket	148
IMTM18A	1/4" Drive 6-Point SAE 9/16" Flank Drive® Shallow Impact Socket	148
IMTMM5	1/4" Drive 6-Point Metric 5 mm Flank Drive® Shallow Impact Socket	148
IMTMM5.5	1/4" Drive 6-Point Metric 5.5 mm Flank Drive® Shallow Impact Socket	148
IMTMM6	1/4" Drive 6-Point Metric 6 mm Flank Drive® Shallow Impact Socket	148
IMTMM7	1/4" Drive 6-Point Metric 7 mm Flank Drive® Shallow Impact Socket	148
IMTMM8	1/4" Drive 6-Point Metric 8 mm Flank Drive® Shallow Impact Socket	148
IMTMM9	1/4" Drive 6-Point Metric 9 mm Flank Drive® Shallow Impact Socket	148
IMTMM10	1/4" Drive 6-Point Metric 10 mm Flank Drive® Shallow Impact Socket	148
IMTMM11	1/4" Drive 6-Point Metric 11 mm Flank Drive® Shallow Impact Socket	148
IMTMM12	1/4" Drive 6-Point Metric 12 mm Flank Drive® Shallow Impact Socket	148

Stock No.	Description	Page
IMTMM13	1/4" Drive 6-Point Metric 13 mm Flank Drive® Shallow Impact Socket	148
IMTMM14	1/4" Drive 6-Point Metric 14 mm Flank Drive® Shallow Impact Socket	148
IMTMM15	1/4" Drive 6-Point Metric 15 mm Flank Drive® Shallow Impact Socket	148
LP6LN	Long Nose Locking Pliers	397
NDD900B	9 pc SAE Nut Driver Set (3/16–1/2")	372
OEX44B	1-3/8" 12-Point SAE Flank Drive® Standard Combination Wrench	290
OEX46B	1-7/16" 12-Point SAE Flank Drive® Standard Combination Wrench	290
OEX48B	1-1/2" 12-Point SAE Flank Drive® Standard Combination Wrench	290
P87150	P-Series Cutting Pliers	392
P91355A	5-1/2" 45° Bent Needle Nose Pliers	—
P92055A	5-1/2" Needle Nose Pliers	393
PDR3000A	3/8" Capacity Reversible Drill	558
PPR708BK	8 pc Roll Pin Punch Set	413
R810C	SAE 1/4–5/16" 12-Point SAE Standard 0° Offset Ratcheting Box Wrench	283
RB604C	4 pc 12-Point SAE Standard 0° Offset Ratcheting Box Wrench Set	283
RXS605B	5 pc 6-Point SAE Open-End/Flare Nut Wrench Set	304
SGFMN106	6 pc Soft Grip Handle Miniature File Set	428
SHDTX315R	TORX® T15 Instinct® Hard Grip Standard Screwdriver	364
SHDTX320R	TORX® T20 Instinct® Hard Grip Standard Screwdriver	364
SSDMR8A0	12-15/16" Ratcheting Magnetic Long Screwdriver	369
SX15	1/2" Drive 15" Extension	224
TD9902B	25 pc SAE Tap and Die Set	440
TS381	1/2" Drive 6-Point SAE 1-3/16" Flank Drive® Deep Socket	228
TS401	1/2" Drive 6-Point SAE 1-1/4" Flank Drive® Deep Socket	228
TS421	1/2" Drive 6-Point SAE 1-5/16" Flank Drive® Deep Socket	228
TW381	1/2" Drive 6-Point SAE 1-3/16" Flank Drive® Shallow Socket	226
TW401	1/2" Drive 6-Point SAE 1-1/4" Flank Drive® Shallow Socket	226
TW421	1/2" Drive 6-Point SAE 1-5/16" Flank Drive® Shallow Socket	226
TW441	1/2" Drive 6-Point SAE 1-3/8" Flank Drive® Shallow Socket	226
TW461	1/2" Drive 6-Point SAE 1-7/16" Flank Drive® Shallow Socket	226
TW481	1/2" Drive 6-Point SAE 1-1/2" Flank Drive® Shallow Socket	226
TWM25	1/2" Drive 6-Point Metric 25 mm Flank Drive® Shallow Socket	226
TWM26	1/2" Drive 6-Point Metric 26 mm Flank Drive® Shallow Socket	226
TWM27	1/2" Drive 6-Point Metric 27 mm Flank Drive® Shallow Socket	226
TWM30	1/2" Drive 6-Point Metric 30 mm Flank Drive® Shallow Socket	226
TWM32	1/2" Drive 6-Point Metric 32 mm Flank Drive® Shallow Socket	226
VE200A	Tool Control Board (Blue-Point®)	295
VS26B	13/16" SAE Four-Way Angle Head Open-End Wrench	302
VS28B	7/8" SAE Four-Way Angle Head Open-End Wrench	302
VS30B	15/16" SAE Four-Way Angle Head Open-End Wrench	302
VS32B	1" SAE Four-Way Angle Head Open-End Wrench	302
XO605	5 pc 12-Point SAE Flank Drive® Standard 60° Deep Offset Box Wrench Set	297



• ‡These products can expose you to chemicals which are known to the state of California to cause cancer and reproductive harm. See pages 906-907 for details.
 • Read safety precautions on pages W1 to W4

METRIC SETS A



KRA4059FPBO



9100AGMO

Metric Sets A

Stock No.	Description	Page
1650	16" Prybar	388
112STMMY	12 pc 1/4" Drive 6-Point Metric Flank Drive® Deep Socket Set	136
117TMM	17 pc 1/4" Drive 6-Point Metric Starter Socket Set	152
2004BSKA	4 pc Battery Service Kit	722
206EAU	6 pc 3/8" Drive Adaptor/Extension Set	173
212EFTXY	12 pc Combination Drive TORX® Bit Standard Socket Set	143
212FSMY	12 pc 3/8" Drive 6-Point Metric Flank Drive® Shallow Socket Set	177
212SFSMY	12 pc 3/8" Drive 6-Point Metric Flank Drive® Deep Socket Set	178
317AMMPC	17 pc 1/2" Drive 6-Point Metric General Service Socket Set	247
91ACP	Adjustable Joint Interlocking Channel Pliers (9-1/4")	396
97ACF	9" Needle Nose Pliers	390
AC5C	Hand Scratch Brush (Blue-Point®)	865
AWM110DHK	11 pc Metric L-Shaped Hex Wrench Set	319
BP16B	16 oz Ball Peen Hickory Handle Hammer (Blue-Point®)	417
CSA8C	Rigid Carbon Scraper	430
EECT4H	Circuit Tester	615
ENC09602004	Veratti® M50	—
F80	3/8" Drive Dual 80° Technology Standard Handle Ratchet	166
FADH12B	12" Flank Drive® Plus Adjustable Wrench	322
FB316B ‡	Feeler Gauge Set (Blue-Point®)	797
FB360C ‡	Gap for Electronic Ignition Systems Gauge (Blue-Point®)	799
FB361A	Gapper Gauge (Blue-Point®)	799
FBM320 ‡	Feeler Gauge (Blue-Point®)	798
FLF80A	3/8" Drive Dual 80° Technology Long Handle Flex-Head Ratchet	166

9100AGMO Metric Basic Set A

- Tools only
- Includes a basic selection of ratchets, sockets, wrenches, screwdrivers, pliers and accessories
- Does not include tool storage

Stock No.	Description	Page
FXK11	3/8" Drive 11" Knurled Friction Ball Extension	171
GA295	2-1/4" Round Mirror with 14" Shaft (Blue-Point®)	804
GSAF1F	1/2" Drive Square Drive Adaptor	173
HBPT16	16 oz Plastic Tip Hammer	416
HSG319	Bi-Mold Soft Grip Handle Hacksaw	420
LP10WR	Curved Jaw with Cutter Locking Pliers	397
MAGST2D016	2D Cell LED Maglite Flashlight	—
OEXM710B	10 pc 12-Point Metric Flank Drive® Standard Combination Wrench Set	289
PK53A	Single Bevel Putty Knife/Scraper (Blue-Point®)	431
PL307ACF	3 pc Pliers Set	390
PPC710BK	11 pc Punch and Chisel Set	411
PRH57A ‡	Convertible Retaining Ring Pliers (Blue-Point®)	399
PT5C	Telescopic Magnetic Pick-Up Tool (Blue-Point®)	803
PWC6	Wire Stripper/Cutter (Blue-Point®)	402
RXFMS606B	6 pc 6-Point Metric Flank Drive® Double End Flare Nut Wrench Set	304
S9704KA	3/8" Drive 6-Point SAE 13/16" Flank Drive® Shallow Spark Plug Socket	438
S9706KRA	3/8" Drive 6-Point SAE 5/8" Flank Drive® Standard Retention Spark Plug Socket	437
SGA173BR ‡	Soft Grip Radiator Hose Pick	749
SGASA204CO	4 pc Instinct® Soft Grip Miniature Pick Set	383
SGT4BR	1/4" Drive 6-13/16" Instinct® Soft Grip Standard Shank Driver	807
SHDX800	8 pc Instinct® Hard Grip Combination Screwdriver Set	357
SSDMR4B0	8-3/4" Ratcheting Standard Screwdriver	369
TMXK60	1/4" Drive 6" Knurled Extension	131
TPMA25EM	25' Tape Rule	802

9100GMB0 Complete Metric Set A

- More than 150 pc
- Includes 9100AGMO, plus KRA4059FPBO Top Chest



KRA4008FPBO



KRA4059FPBO



9000GM20

Metric Sets B

Stock No.	Description	Page
1250	12" Prybar	388
206FSUMA	6 pc 3/8" Drive 6-Point Metric Flank Drive® Shallow Flex Socket Set	181
207EFAMY	7 pc 3/8" Drive Metric Hex Bit Socket Set	190
210FRHMA	10 pc 3/8" Drive 6-Point Metric Flank Drive® Flare Nut Crowfoot Wrench Set	307
310IMMYA	10 pc 1/2" Drive 6-Point Metric Flank Drive® Shallow Impact Socket Set	236
310SIMMYA	10 pc 1/2" Drive 6-Point Metric Flank Drive® Deep Impact Socket Set	238
313TSMYA	13 pc 1/2" Drive 6-Point Metric Flank Drive® Deep Socket Set	227
388ACF	8" High-Leverage Diagonal Cutter	391
61CF	8" Duck Bill Pliers	395
AC58E	Wire Brush (Blue-Point®)	865
AWP160	Adjustable Joint Tongue and Groove Pliers	396
BP24B	24 oz Ball Peen Hickory Hammer (Blue-Point®)	417
CJ2001P	Bolt Grip Puller Set	459
CSA12CO	12-7/16" Rigid Carbon Scraper	430
E1020	19 pc Extractor Set (Blue-Point®)	447
FADH8B	8" Flank Drive® Plus Adjustable Wrench	322
FL80	3/8" Drive Dual 80® Technology Long Handle Ratchet	166
FX24A	3/8" Drive 24" Friction Ball Extension	171
FXK4	3/8" Drive 4" Knurled Friction Ball Extension	171
FXK8	3/8" Drive 8" Knurled Friction Ball Extension	171
GA3000B	Headphone-Style Ear Protectors (Blue-Point®)	852
HBFE32	32 oz Dead Blow Soft Grip Handle Hammer	414
IP80D	1/2" Drive Swivel Ball Lock Button Impact Universal Joint	235
JT13B	Blow Gun (Blue-Point®)	594
LP7WR	Curved Jaw with Cutter Locking Pliers	397
PT850	1/2" Drive Air Impact Wrench	546
OEXM6B	6 mm 12-Point Metric Flank Drive® Short Combination Wrench	292
OEXM7B	7 mm 12-Point Metric Flank Drive® Short Combination Wrench	292

9000GM20 Add-On Group B

- More than 200 pc
- Does not include tool storage

9200GMBO Complete Metric Set B

- Includes 9100AGMO and 9000GM20, plus KRA4059FPBO Top Chest and KRA4008FPBO Roll Cab

9200GMO Metric Set B

- More than 400 pc
- Does not include tool storage

Stock No.	Description	Page
OEXM8B	8 mm 12-Point Metric Flank Drive® Short Combination Wrench	292
OEXM9B	9 mm 12-Point Metric Flank Drive® Short Combination Wrench	292
OEXM200B	20 mm 12-Point Metric Flank Drive® Standard Combination Wrench	289
OEXM210B	21 mm 12-Point Metric Flank Drive® Standard Combination Wrench	289
OEXM220B	22 mm 12-Point Metric Flank Drive® Standard Combination Wrench	289
OEXSM710B	10 pc 12-Point Metric Flank Drive® Short Combination Wrench Set	292
PPC3A	Center Punch	411
PPC104A	Pin Punch	411
PPC108A	5-3/4" Pin Punch	411
PPC204A	5-3/4" Starter Punch	411
PPC208A	6-3/4" Starter Punch	411
QD3RM30A	1/2" Drive Metric Adjustable Click-Type Fixed Ratchet Torque Wrench (6–30 kg•m)	331
S8	1/2" Drive 2-11/16" Friction Ball Universal Joint	225
SGCP1BR	Soft Grip Cotter Pin Puller	694
SGHBF500A	4 pc Mixed File Set	427
SL80A	1/2" Drive Dual 80® Technology Long Handle Ratchet	220
SN24C	1/2" Drive 24" Standard Handle Breaker Bar	222
SPBS24AO	24" Striking Prybar	386
SRPCR105	5 pc Snap Ring Pliers Set	398
SXK3	1/2" Drive 3-1/2" Extension	224
TA3	1/4" Drive Square Drive Adaptor	132
TC28C	Tubing Cutter (Blue-Point®)	433
TDM117A	41 pc Metric Tap and Die Set	443
TF72	1/4" Drive Dual 80® Technology Standard Handle Flex-Head Ratchet	127
TFM428	Metric Bubble Flaring Set (Blue-Point®)	434
TMX1	1/4" Drive 1-1/4" Extension	131
TMXK140	1/4" Drive 14" Knurled Extension	131
UTK100	Retractable Utility Knife	426



• † These products can expose you to chemicals which are known to the state of California to cause cancer and reproductive harm. See pages 906-907 for details.
 • Read safety precautions on pages W1 to W4

METRIC SETS C



9000GM30



KRL756CPBO



KRL751PBO

9000GM30 Complete Metric Set C

- More than 200 pc
- Tools only
- Does not include tool storage

9300GMBO Complete Metric Set C

- Includes 9200GMO and 9000GM30, plus KRL751PBO Top Chest and KRL756APBO Roll Cab

9300GMO Metric Set C

- More than 600 pc
- Includes all tools in 9200GMO and 9000GM30
- Does not include tool storage

Metric Sets C

Stock No.	Description	Page
650	6" Prybar	388
106ATMXWP	6 pc 1/4" Drive Wobble Plus Extension Set	132
196ACF	8" Talon Grip™ Long Nose Pliers with Cutter	394
206AFXWP	6 pc 3/8" Drive Wobble Plus Extension Set	172
214IMFMYA	14 pc 3/8" Drive 6-Point Metric Flank Drive® Shallow Impact Socket Set	196
214SIMFMYA	14 pc 3/8" Drive 6-Point Metric Flank Drive® Deep Impact Socket Set	198
497ACF	7" 90° Angle Jaw Needle Nose Pliers	394
AWP120	Adjustable Joint Pliers	396
BP8B	8 oz Ball Peen Hammer Hickory Handle (Blue-Point®)	417
CJ2002	Gear Puller Set	459
F12LB	3/8" Drive 11-9/16" Long Handle Breaker Bar	170
FADH10B	10" Flank Drive® Plus Adjustable Wrench	322
FBF80A	Standard Bent Handle Flex Head Ratchet	166
FK80	Stubby Handle Ratchet	166
HBBD32	32 oz Ball Peen Soft Grip Dead Blow Hammer	415
HBBT24	24 oz Bronze Tip Hammer	415
IMM200	1/2" Drive 6-Point Metric 20 mm Flank Drive® Shallow Impact Socket	236
IMM210	1/2" Drive 6-Point Metric 21 mm Flank Drive® Shallow Impact Socket	236
IMM220	1/2" Drive 6-Point Metric 22 mm Flank Drive® Shallow Impact Socket	236
IMM230	1/2" Drive 6-Point Metric 23 mm Flank Drive® Shallow Impact Socket	236
IMM240	1/2" Drive 6-Point Metric 24 mm Flank Drive® Shallow Impact Socket	236
IPF800B	3/8" Drive Impact Swivel Universal Joint	195
IPFM9C	3/8" Drive 6-Point Metric 9 mm Flank Drive® Shallow Swivel Impact Socket	199
IPFM10C	3/8" Drive 6-Point Metric 10 mm Flank Drive® Shallow Swivel Impact Socket	199
IPFM12C	3/8" Drive 6-Point Metric 12 mm Flank Drive® Shallow Swivel Impact Socket	199
IPFM13C	3/8" Drive 6-Point Metric 13 mm Flank Drive® Shallow Swivel Impact Socket	199
IPFM14C	3/8" Drive 6-Point Metric 14 mm Flank Drive® Shallow Swivel Impact Socket	199
IPFM15C	3/8" Drive 6-Point Metric 15 mm Flank Drive® Shallow Swivel Impact Socket	199
IPFM16C	3/8" Drive 6-Point Metric 16 mm Flank Drive® Shallow Swivel Impact Socket	199
IPFM17C	3/8" Drive 6-Point Metric 17 mm Flank Drive® Shallow Swivel Impact Socket	199
IPFM18C	3/8" Drive 6-Point Metric 18 mm Flank Drive® Shallow Swivel Impact Socket	199
IPFM19C	3/8" Drive 6-Point Metric 19 mm Flank Drive® Shallow Swivel Impact Socket	199
JCW62R‡	Standard Creeper	789
KB2178	Kit Bag	411
MG325	3/8" Drive Air Impact Wrench	554
OEXM90B	9 mm 12-Point Metric Flank Drive® Standard Combination Wrench	289
OEXM230B	23 mm 12-Point Metric Flank Drive® Standard Combination Wrench	289
OEXM240B	24 mm 12-Point Metric Flank Drive® Standard Combination Wrench	289
OEXM270B	27 mm 12-Point Metric Flank Drive® Standard Combination Wrench	289
OEXM300B	30 mm 12-Point Metric Flank Drive® Standard Combination Wrench	289
OXIM710B	10 pc 12-Point Metric Flank Drive® Midget Combination Wrench Set	293
OXIM7B	7 mm 12-Point Metric Flank Drive® Midget Combination Wrench	293

Stock No.	Description	Page
OXIM8B	8 mm 12-Point Metric Flank Drive® Midget Combination Wrench	293
OXIM9B	9 mm 12-Point Metric Flank Drive® Midget Combination Wrench	293
PPB1012A	Bronze Tapered Punch	413
PPC110A	5-1/4" Pin Punch	411
PPC112	5-1/4" Pin Punch	411
PPC210A	7-1/4" Starter Punch	411
PPC5A	6-15/16" Punch/Chisel Holder	411
PPC824B	7-1/4" Flat Chisel	411
PPC828B	8" Flat Chisel	411
PT28E	Pick-Up Tool (Blue-Point®)	803
PTR72	3/8" Drive Super-Duty Air Ratchet	556
PWC14	Wire Stripper/Cutter/Crimper/Bolt Cutter	402
QD2RM1000A	3/8" Drive Metric Adjustable Click-Type Fixed Ratchet Torque Wrench (200–1,000 kg•cm)	331
RTD48‡	48 pc Master Rethreading Tap and Die Set	439
S9704KFUA	3/8" Drive 6-Point SAE 13/16" Flank Drive® Universal Spark Plug Socket	436
S9706KRFUA	3/8" Drive 6-Point SAE 5/8" Flank Drive® Universal Retention Spark Plug Socket	437
SDM400A	Master SAE Screwdriver Bit Set	373
SF80A	Standard Handle Flex Head Ratchet	220
SGD304BR	Flat Tip Instinct® Soft Grip Mini-Tip Screwdriver	356
SHDP162R	PHILLIPS® #2 Instinct® Hard Grip Cabinet Screwdriver	357
SHDP62IRR	PHILLIPS® #2 Instinct® Hard Grip Standard Screwdriver	360
SHDP63IRR	PHILLIPS® #3 Instinct® Hard Grip Standard Screwdriver	360
SIMM200	1/2" Drive 6-Point Metric 20 mm Flank Drive® Deep Impact Socket	238
SIMM210	1/2" Drive 6-Point Metric 21 mm Flank Drive® Deep Impact Socket	238
SIMM220	1/2" Drive 6-Point Metric 22 mm Flank Drive® Deep Impact Socket	238
SIMM230	1/2" Drive 6-Point Metric 23 mm Flank Drive® Deep Impact Socket	238
SIMM240	1/2" Drive 6-Point Metric 24 mm Flank Drive® Deep Impact Socket	238
SPBS12AO	12" Striking Prybar	386
SSDE42C	Flat Tip Electronic Thin Blade Screwdriver	361
SSDE44C	Flat Tip Electronic Thin Blade Screwdriver	361
SSDE66C	Flat Tip Electronic Thin Blade Screwdriver	361
SSDE68C	Flat Tip Electronic Thin Blade Screwdriver	361
SSDMR1AO	4-5/16" Ratcheting Magnetic Stubby Screwdriver	369
SX2	1/2" Drive 2" Extension	240
TC123C	Tubing Cutter (Blue-Point®)	433
TM61A	1/4" Drive 6" Flexible Extension	132
TMXK110	1/4" Drive 11" Knurled Extension	131
TWM25	1/2" Drive 6-Point Metric 25 mm Flank Drive® Shallow Socket	226
TWM26	1/2" Drive 6-Point Metric 26 mm Flank Drive® Shallow Socket	226
TWM27	1/2" Drive 6-Point Metric 27 mm Flank Drive® Shallow Socket	226
TWM30	1/2" Drive 6-Point Metric 30 mm Flank Drive® Shallow Socket	226
VSM807B	7 pc Metric Four-Way Angle Head Open-End Wrench Set	302
XBM605A	5 pc 12-Point Metric Flank Drive® Standard 10° Offset Box Wrench Set	295
XOM605	5 pc 12-Point Metric Flank Drive® Standard 60° Deep Offset Box Wrench Set	297



• ‡These products can expose you to chemicals which are known to the state of California to cause cancer and reproductive harm. See pages 906-907 for details.
 • Read safety precautions on pages W1 to W4

METRIC SETS D



9000GM40



KRL756CPBO



KRL751PBO

9000GM40 Add-On Group D
 • More than 175 pc
 • Does not include tool storage

9400GMBO Complete Metric Set D
 • Includes 9300GMO and 9000GM40, plus KRL751PBO Top Chest, KRL756CPBO Roll Cab and KRA276D Wall cCabinet

9400GMO Metric Set D
 • More than 800 pc
 • Includes all tools in 9300GMO and 9000GM40
 • Does not include tool storage

Metric Sets D

Stock No.	Description	Page
2050	20" Prybar	388
106ETMAMY	6 pc 1/4" Drive Metric Standard Hex Bit Socket Set	145
10SSD	Flat Tip 90° Offset Screwdriver (Blue-Point®)	364
111TMUSMA	11 pc 1/4" Drive 6-Point Metric Flank Drive® Shallow Universal Socket Set	139
120SSDP	PHILLIPS® 90° Offset Screwdriver (Blue-Point®)	364
20SSD	Flat Tip 90° Offset Screwdriver (Blue-Point®)	364
307IPLMY	7 pc 1/2" Drive 6-Point Metric Flank Drive® Shallow Impact Swivel Socket Set	241
AWP65	Adjustable Joint Pliers	396
BP12B	12 oz Ball Peen Hammer Hickory Handle (Blue-Point®)	417
CHN480	Interlocking Channel Adjustable Joint Pliers (Blue-Point®)	396
CJ2003A	Rear Axle Puller Set	459
CJ2004	Puller Set, Interchangeable	459
CJ2005	Master Interchangeable Puller Set	460
CM6551A	5 pc Miniature Screwdriver Set	366
DBTR129 ‡	29 pc High-Speed Mechanic's Length 135° Point with Three-Flat Shank Drill Bit Set	578
FADH6B	6" Flank Drive® Plus Adjustable Wrench	322
FSM61	3/8" Drive 6-Point Metric 6 mm Flank Drive® Shallow Socket	177
FSM71	3/8" Drive 6-Point Metric 7 mm Flank Drive® Shallow Socket	177
FSUM11A	3/8" Drive 6-Point Metric 11 mm Flank Drive® Shallow Universal Socket	209
FSUM16A	3/8" Drive 6-Point Metric 16 mm Flank Drive® Shallow Universal Socket	181
FSUM18A	3/8" Drive 6-Point Metric 18 mm Flank Drive® Shallow Universal Socket	181
FSUM19A	3/8" Drive 6-Point Metric 19 mm Flank Drive® Shallow Universal Socket	181
FX18	3/8" Drive 18" Friction Ball Extension	171
FX36	3/8" Drive 36" Friction Ball Extension	171
HBFE48	48 oz Dead Blow Soft Grip Hammer	414
IMTMM5	1/4" Drive 6-Point Metric 5 mm Flank Drive® Shallow Impact Socket	148
IMTMM5.5	1/4" Drive 6-Point Metric 5.5 mm Flank Drive® Shallow Impact Socket	148
IMTMM6	1/4" Drive 6-Point Metric 6 mm Flank Drive® Shallow Impact Socket	148
IMTMM7	1/4" Drive 6-Point Metric 7 mm Flank Drive® Shallow Impact Socket	148
IMTMM8	1/4" Drive 6-Point Metric 8 mm Flank Drive® Shallow Impact Socket	148
IMTMM9	1/4" Drive 6-Point Metric 9 mm Flank Drive® Shallow Impact Socket	148
IMTMM10	1/4" Drive 6-Point Metric 10 mm Flank Drive® Shallow Impact Socket	148
IMTMM11	1/4" Drive 6-Point Metric 11 mm Flank Drive® Shallow Impact Socket	148
IMTMM12	1/4" Drive 6-Point Metric 12 mm Flank Drive® Shallow Impact Socket	148
IMTMM13	1/4" Drive 6-Point Metric 13 mm Flank Drive® Shallow Impact Socket	148
IMTMM14	1/4" Drive 6-Point Metric 14 mm Flank Drive® Shallow Impact Socket	148
IMTMM15	1/4" Drive 6-Point Metric 15 mm Flank Drive® Shallow Impact Socket	148
LP5WR	Curved Jaw with Cutter Locking Pliers	397
LP6LN	Long Nose Locking Pliers	397

Stock No.	Description	Page
NDDM900A	9 pc Metric Hard Grip Nut Driver Set (5–13 mm)	372
OEXM250B	25 mm 12-Point Metric Flank Drive® Standard Combination Wrench	289
OEXM260B	26 mm 12-Point Metric Flank Drive® Standard Combination Wrench	289
OEXM290B	29 mm 12-Point Metric Flank Drive® Standard Combination Wrench	289
OEXM320B	32 mm 12-Point Metric Flank Drive® Standard Combination Wrench	289
P87150A	P-Series Cutting Pliers	392
P91355A	5-1/2" 45° Bent Needle Nose Pliers	—
PDR3000A	3/8" Capacity Reversible Drill	558
PPR708BK	8 pc Roll Pin Punch Set	413
RBM1011C	10–11 mm 12-Point Metric Standard 0° Offset Ratcheting Box Wrench	283
RBM1213C	12–13 mm 12-Point Metric Standard 0° Offset Ratcheting Box Wrench	283
RBM1415C	14–15 mm 12-Point Metric Standard 0° Offset Ratcheting Box Wrench	283
RBM1719C	17–19 mm 12-Point Metric Standard 0° Offset Ratcheting Box Wrench	283
RXSM605B	5 pc 6-Point Metric Open-End/Flare Nut Wrench Set	303
SFSM6	3/8" Drive 6-Point Metric 6 mm Flank Drive® Deep Socket	178
SFSM7	3/8" Drive 6-Point Metric 7 mm Flank Drive® Deep Socket	178
SGFMN106	6 pc Soft Grip Handle Miniature File Set	428
SHDXTX315R	TORX® T15 Instinct® Hard Grip Standard Screwdriver	364
SHDXTX320R	TORX® T20 Instinct® Hard Grip Standard Screwdriver	364
SPBS8A0	8" Striking Prybar	386
SSDMR8A0	12-15/16" Ratcheting Magnetic Long Screwdriver	369
STMM4.5	1/4" Drive 6-Point Metric 4.5 mm Deep Socket	136
SX15	1/2" Drive 15" Extension	224
TDM99117B	25 pc Metric Tap and Die Set	443
TMM4.5	1/4" Drive 6-Point Metric 4.5 mm Flank Drive® Shallow Socket	135
TSM26	1/2" Drive 6-Point Metric 26 mm Flank Drive® Deep Socket	227
TSM27	1/2" Drive 6-Point Metric 27 mm Flank Drive® Deep Socket	227
TSM30	1/2" Drive 6-Point Metric 30 mm Flank Drive® Deep Socket	227
TSM32	1/2" Drive 6-Point Metric 32 mm Flank Drive® Deep Socket	227
TWM10A	1/2" Drive 6-Point Metric 10 mm Flank Drive® Shallow Socket	226
TWM11A	1/2" Drive 6-Point Metric 11 mm Flank Drive® Shallow Socket	226
TWM28	1/2" Drive 6-Point Metric 28 mm Flank Drive® Shallow Socket	226
TWM29	1/2" Drive 6-Point Metric 29 mm Flank Drive® Shallow Socket	226
TWM31	1/2" Drive 6-Point Metric 31 mm Flank Drive® Shallow Socket	226
TWM32	1/2" Drive 6-Point Metric 32 mm Flank Drive® Shallow Socket	226
VE200A	Tool Control Board (Blue-Point®)	295



• ‡These products can expose you to chemicals which are known to the state of California to cause cancer and reproductive harm. See pages 906-907 for details.
 • Read safety precautions on pages W1 to W4

SB1CORE, SB2COREX SETS



SB1CORE Set Building Core Set

Stock No.	Description	Page
106BTMX	6 pc 1/4" Drive Knurled Extension Set	131
124STTMM	24 pc 1/4" Drive 6-Point Metric Flank Drive® Shallow/Deep Socket Set	137
206AFX	6 pc 3/8" Drive Knurled Extension Set	171
209EFTXBY	9 pc Combination Drive TORX® Bit Heavy-Duty Removal Socket Set	144
210EFTAMY	10 pc Combination Drive Metric Standard Hex Bit Socket Set	190
224SFFSM	24 pc 3/8" Drive 6-Point Metric Flank Drive® Shallow/Deep Combination Socket Set	179
AWP120	Adjustable Joint Pliers	396
CSA8CR	7-5/8" Rigid Carbon Scraper	430
EECT4H	Circuit Tester	615
F80	3/8" Drive Dual 80° Technology Standard Handle Ratchet	166
FLF80A	3/8" Drive Dual 80° Technology Long Handle Flex-Head Ratchet	166
FU80B	3/8" Drive 1-11/16" Friction Ball Universal Joint	173
GLASS30R	Safety Glasses	854
HBBD24	24 oz Ball Peen Dead Blow Soft Grip Handle Hammer	415
OEXM710B	10 pc 12-Point Metric Flank Drive® Standard Combination Wrench Set	289
PHT5	Telescopic Magnetic Pickup Tool (Blue-Point®)	—
PL400B	4 pc Pliers/Cutters Set	390
PWCS7ACF	7" Wire Stripper/Cutter/Crimper	400
S9706KA	3/8" Drive 6-Point SAE 5/8" Flank Drive® Shallow Spark Plug Socket	438
S9714MK	3/8" Drive 12-Point Metric 14 mm Flank Drive® Standard Spark Plug Socket	438
SGA173BR†	Soft Grip Radiator Hose Pick	749
SGASA204CR	4 pc Instinct® Soft Grip Miniature Pick Set	383
SGDX60BR	6 pc Combination Instinct® Soft Grip Screwdriver Set	356
SOXRRM710	10 pc 12-Point Metric Flank Drive® Plus Reversible Ratcheting Combination Wrench Set	274
SPBS704A	4 pc Striking Prybar Set	386
T72	1/4" Drive Dual 80° Technology Standard Handle Ratchet	127
TF72	1/4" Drive Dual 80° Technology Standard Handle Flex-Head Ratchet	127
TMU8B	1/4" Drive 1-1/8" Friction Ball Universal Joint	132
TPMA12	12' Tape Rule	802
UIM225	Telescoping Inspection Mirror (Blue-Point®)	—
UTK150	Auto-Loading Utility Knife	426
YA160A	Ear Protectors (Blue-Point®)	852

SB2COREX Set Building Core Plus Set

Stock No.	Description	Page
1206GS	6 pc Combination Drive Square Drive Adaptor Set	132
208EPIT	8 pc 3/8" Drive Impact Driver Set	195
305ASX	5 pc 1/2" Drive Extension Set	224
310TWMYA	10 pc 1/2" Drive 6-Point Metric Flank Drive® Shallow Socket Set	226
312CF	11" VectorEdge Heavy-Duty Diagonal Cutter	391
313TSMYA	13 pc 1/2" Drive 6-Point Metric Flank Drive® Deep Socket Set	227
388ACF	8" High-Leverage Diagonal Cutter	391
911ACF	11" Needle Nose Pliers	395
97ACF	9" Needle Nose Pliers	394
HBBD32	32 oz Ball Peen Soft Grip Dead Blow Hammer	415
HBFE24	Dead Blow 24 oz Soft Grip Hammer	414
OEXM210B	21 mm 12-Point Metric Flank Drive® Standard Combination Wrench	289
OEXM220B	22 mm 12-Point Metric Flank Drive® Standard Combination Wrench	289
OEXM240B	24 mm 12-Point Metric Flank Drive® Standard Combination Wrench	289
PPC710BK	11 pc Punch and Chisel Set	411
RXFMS606B	6 pc 6-Point Metric Flank Drive® Double End Flare Nut Wrench Set	304
S80A	1/2" Drive Dual 80° Technology Standard Handle Ratchet	220
SGHBF500A	4 pc Mixed File Set	427
SLF80A	1/2" Drive Dual 80° Technology Long Handle Flex-Head Ratchet	220
SRPC107	7 pc Retaining Ring Pliers Set	—
TQFR250E	1/2" Drive TQ Series Flex-Head Torque Wrench (40–250 ft-lb)	332

POWER TOOLS

OVERVIEW	518
CORDLESS	520
AIR	545
ACCESSORIES	573



POWER TOOLS THAT OFFER THE INDUSTRY'S MOST POWERFUL ADVANTAGES.

Whether powered by compressed air or lithium batteries, our power tools provide the perfect combination of power, comfort and control. Each is engineered to provide the right torque for the application at hand – not too much and not too little. And they're not only built to last, their multifunctional controls and ergonomic design provide easy, comfortable operation for hours on end.



POWERFUL TORQUE Snap-on® power tools provide maximum power-to-weight ratios, giving you the strength to bust fasteners while maintaining overall balanced control.



CORDLESS, NOT GUTLESS From our 18 V MonsterLithium to 14.4 V MicroLithium, our cordless batteries deliver the most power and run time in their class.



COMPACT DESIGN We've eliminated unnecessary bulk to help you work in restrictive areas and access tight spots that only hand tools once reached.



BALANCE A strategically-placed handle provides better overall balance, which in turn delivers greater control and productivity.



ERGONOMICS No matter what size, every Snap-on® power tool is engineered for comfort, so you can perform just as long as it will.



DURABILITY Drop testing and other stringent quality controls mean you can also take comfort in knowing these rugged tools are built to last.



CORDLESS

SNAP-ON® CORDLESS TOOLS COMBINE SIGNIFICANT POWER WITH UNTETHERED FREEDOM. WHETHER THE APPLICATION CALLS FOR LOW, MEDIUM OR HIGH TORQUE, THESE WORKHORSES PROVIDE THE CONTROL AND COMFORT TO GET THE JOB DONE. AND THE HIGHER-GRADE MATERIALS USED INSIDE AND OUT ASSURE YOU OF THE ULTIMATE DURABILITY AND LONGEVITY.

POWERFUL BATTERIES MAKE POWERFUL TOOLS.

Our 18 V MonsterLithium batteries provide longer run time and greater endurance, thanks to their high-grade lithium cells. They also provide a built-in fuel gauge and a micro-controller that protects the motor from overheating. Our 14.4 V MicroLithium batteries charge in just 70 minutes, greatly reducing downtime.



Cordless Impacts

Specifications	CT8850K2	CT8810BK2	CT8815BK2	CT761AK2	CT725AK2
Battery Type	MonsterLithium 5.0 Ah	MonsterLithium 5.0 Ah	MonsterLithium 5.0 Ah	MicroLithium 2.5 Ah	MicroLithium 2.5 Ah
Battery Voltage	18	18	18	14.4	14.4
Square Drive, inches (mm)	1/2 (13)	3/8 (10)	1/2 (13)	1/4" Quick Change	1/4 (6)
Torque Output, ft-lb (N•m)	600 (813)	230 (311.8)	230 (311.8)	120 (163)	70 (95)
Blows Per Minute, BPM	2,280	3,480	3,480	3,000	3,000
Free Speed, RPM	1,900	2,400	2,400	2,500	2,500
Height with Battery, inches (mm)	10.2 (259)	9.5 (241)	9.5 (241)	7.7 (195)	7.7 (195)
Length, inches (mm)	9.6 (244)	6.5 (165)	6.5 (165)	6.3 (160)	6.3 (160)
Weight with Battery Pack, lb (kg)	7.3 (3)	4.5 (2.4)	4.5 (2.4)	2.5 (1.1)	2 (0.9)
Charge Time (minutes)	75	75	75	70	70
Warranty (battery)	2 Years	2 Years	2 Years/1,000 Cycles	1 Year	1 Year
Warranty (tool and charger)	2 Years	2 Years	2 Years	1 Year	1 Year
Pinned Anvil Version	CT8850P	CT8810BP	—	—	—
Quick-Change Chuck Version (hex size of chuck)	CT8850QCK2 (7/16")	CT8810BQCK2 (1/4")	—	CT761AQCK2 (1/4")	CT725AQCK2 (1/4")
Tool Body Only	CT8850DB	CT8810BDB	CT8815BDB	CT761ADB	CT725ADB

CE

Brushless Impacts

Specifications	CT9075K2	CT9100K2
Battery Type	MonsterLithium 5.0 Ah	MonsterLithium 5.0 Ah
Battery Voltage	18	18
Square Drive, inches (mm)	1/2 (13)	3/4 (19)
Torque Output, in-lb (N•m)	900 (1,220)	1,000 (1,355)
Blows Per Minute, BPM	2,100	2,100
Free Speed, RPM	1,500	1,500
Height with Battery, inches (mm)	9.5 (241)	9.5 (241)
Length, inches (mm)	9.6 (244)	10.3 (265)
Weight with Battery, lb (kg)	8.7 (3.95)	8.9 (4.04)
Charge Time (minutes)	75	75
Warranty (battery)	2 Years	2 Years/1,000 Cycles
Warranty (Tool and Charger)	2 Years	2 Years
Pinned Anvil Version	—	—
Quick-Change Chuck Version (hex size of chuck)	—	—
Tool Only	CT9075DB	CT9100DB

Drills/Drivers

Specifications	CDR8850HK2	CDR8815K2	CDR861K2	CDRR761K2	CDRS761K2
Battery Type	MonsterLithium 5.0 Ah	MonsterLithium 5.0 Ah	MicroLithium 2.5 Ah	MicroLithium 2.5 Ah	MicroLithium 2.5 Ah
Battery Voltage	18	18	14.4	14.4	14.4
Chuck Cap., inches (mm)	1/2 (13)	1/2 (13)	3/8 (10)	3/8 (10)	3/8 (9.5)
Torque Output, in-lb (N•m)	450 (50.9)	500 (57)	200 (22.6)	150 (16.9)	65 (7.3)
Clutch Settings	22	22	9	9	9
Gear Box Type	2-Speed	2-Speed	2-Speed	2-Speed	2-Speed
RPM (low)	0–500	0–520	0–450	0–450	0–450
RPM (high)	0–1,800	0–1,780	0–1,550	0–1,550	0–1,550
Length, inches (mm)	10.0 (39.4)	8.8 (22.4)	7.7 (195.6)	13.3 (337.8)	13.3 (337.8)
Weight with Battery, lb (kg)	5.2 (2.3)	4.75 (22.4)	2.4 (1.1)	3.1 (1.4)	2.6 (1.2)
Charge Time (minutes)	75	75	70	70	70
Warranty (battery)	2 Years	2 Years	1 Year	1 Year	1 Year
Warranty (tool and charger)	2 Years	2 Years	1 Year	1 Year	1 Year
Tool Only	CDR8850HDB	CDR8815DB	CDR861DB	CDRR761DB	CDRS761DB

CE

18 V Grease Gun

Specifications	CGG8850K2
Battery Type	MonsterLithium 5.0 Ah
Battery Voltage	18
Charge Time, minutes	75
Hose Length, inches (mm)	36 (914)
Pressure Rating, PSI	2,500 High Speed/7,500 Low Speed
Maximum Tube Capacity	14-1/2 oz (411 g) Cartridge/16 oz (454 g) Bulk
Handle Material	Glass-Reinforced Nylon
Coupler Design	3-Jaw
Height with Grease Tube, inches (mm)	19 (483)
Weight with Battery Pack, lb (kg)	7.9 (3.6)
Warranty (battery)	2 Years
Warranty (tool)	2 Years
Tool Only	CGG8850DB

K2 = US J2 = Japan U2 = Europe Z2 = Australia

Reciprocating Saws

Specifications	CTRS8850K1	CTRS761AK2
Battery Type	MonsterLithium 5.0 Ah	MicroLithium 2.5 Ah
Battery Voltage	18	14.4
Stroke Length, inches (mm)	1 (25.4)	0.50 (12.7)
Strokes Per Minute	2,400	3,100
Length, inches (mm)	18 (457)	12 (304)
Height with Battery, inches (mm)	8.25 (210)	—
Weight with Battery Pack, lb (kg)	7.7 (3.4)	3.2 (1.5)
Variable Speed Switch	—	Yes
Charge Time (minutes)	75	70
Warranty (battery)	2 Years	1 Year
Warranty (tool and charger)	2 Years	1 Year
Battery (qty)	CTB8187 (1)	CTB8174 (2)
Battery Charger	CTC131	CTC772A
Tool Only	CTRS8850DB	CTRS761ADB

CE

One battery/no charger; CTRS8850W1 / CTRS8850WB



• Read and follow safety messages for each type of Cordless Tool on the following pages and the safety precautions on pages W1 to W4

CORDLESS: QUICK REFERENCE CHART

Screwdrivers

Specifications	CTS825K2	CTS761AK2	CTSR761K2	CTSS761K2
Style	Pistol	Pistol	Inline	Inline
Battery Type	MicroLithium 2.5 Ah	MicroLithium 2.5 Ah	MicroLithium 2.5 Ah	MicroLithium 2.5 Ah
Battery Voltage	14.4	14.4	14.4	14.4
Trigger Style	Pistol	Toggle	Paddle	Paddle
Charge Time, minutes	70	70	70	70
Chuck Cap., inches (mm)	1/4 (6)	1/4 (6)	1/4 (6)	1/4 (6)
Square Drive, inches (mm)	1/4 (6) Hex	1/4 (6) Hex	1/4 (6) Hex	1/4 (6) Hex
Torque Output, in-lb (N•m)	200 (22.6)	150 (17)	150 (16.9)	65 (7.3)
Clutch Settings	9	9	9	9
Gear Box Type	2-Speed	2-Speed	2-Speed	Single Speed
Free Speed, RPM	450	400/1,400	0–1,550	0–1,350
RPM (low)	0–450	0–400	0–450	—
RPM (high)	1,400	1,400	1,400	—
Length, inches (mm)	6.2 (157)	5.8 (147.3)	13.3 (337.8)	13.3 (337.8)
Width, inches (mm)	1.9 (48)	1.9 (48)	4 (101.6)	2 (50.8)
Height, inches (mm)	7.8 (198)	7.8 (198.1)	2 (50.8)	4 (101.6)
Weight with Battery, lb (kg)	2.2 (1.0)	2 (0.9)	3.2 (1.5)	3.1 (1.4)
Warranty (battery)	1 Year	1 Year	1 Year	1 Year
Warranty (tool and charger)	1 Year	1 Year	1 Year	1 Year
Battery (qty)	CTB8174 (2)	CTB8174 (2)	CTB8174 (2)	CTB8174 (2)
Battery Charger	CTC772A	CTC772A	CTC772A	CTC772A
Tool Only	CTS825DB	CTS761ADB	CTSR761DB	CTSS761DB

CE

18 V Grinders/Cut-Off Tools

Specifications	CTGR8850K2	CTGR8855K2
Battery Type	MonsterLithium 5.0 Ah	MonsterLithium 5.0 Ah
Battery Voltage	18	18
Wheels, inches	4.5 (114) or 5 (127)	4.5 (114) or 5 (127)
Arbor Size, inches (mm)	7/8 (22)	7/8 (22)
Free Speed, RPM	8,000	8,000
Charge Time (minutes)	75	75
Switch Type	Slide Switch	Safety Switch
Length with battery, inches (mm)	16.5 (419)	16.5 (419)
Weight with Battery, lb (kg)	5.7 (2.4)	5.5 (2.5)
Warranty (tool and charger)	2 Years	2 Years
Warranty (battery)	2 Years	2 Years
Tool Only	CTGR8850DB	CTGR8855DB

14.4 V Brushless Polish/Prep Tools

Specifications	CTPP861K2
Battery Type	MicroLithium 2.5 Ah
Battery Voltage	14.4
Spindle Thread, inches	5/16"–24 UNF
Disc Pad, inches (mm)	
Free Speed, RPM, Low (High)	0–3,500 (0–15,000)
Charge Time (minutes)	70
Weight with Battery, lb (kg)	7.8 (198.1)
Length, inches (mm)	5.75 (146)
Height, inches (mm)	7.8 (198.1)
Width, inches (mm)	—
Warranty (Battery)	1 Year
Warranty (Tool and Charger)	1 Year
Tool Only	CTPP861DB

Ratchets

Specifications	Square Drive					Hex Drive	
	CTR767K2	CTR762K2	CTR761CK2	CTR717K2	CTR714AK2	CTRQ717K2	CTRQ714K2
Battery Type	MicroLithium 2.5 Ah	MicroLithium 2.5 Ah	MicroLithium 2.5 Ah	MicroLithium 2.5 Ah	MicroLithium 2.5 Ah	MicroLithium 2.5 Ah	MicroLithium 2.5 Ah
Battery Voltage	14.4	14.4	14.4	14.4	14.4	14.4	14.4
Charge Time, minutes	70	70	70	70	70	70	70
Square Drive, inches (mm)	3/8 (10)	3/8 (10)	3/8 (10)	1/4 (6)	1/4 (6)	1/4 (6) Hex	1/4 (6) Hex
Torque Output, ft-lb (N•m)	40 (54)	70 (95)	40 (54)	35 (47)	35 (47)	35 (47)	35 (47)
Manual Torque, ft-lb (N•m)	158 (214)	158 (214)	158 (214)	46 (62)	46 (62)	46 (62)	46 (62)
Free Speed, RPM	275	175	275	350	350	350	350
Height with Battery, inches (mm)	15.75 (400)	12.8 (324)	12.2 (310)	13.7 (348)	10.75 (273)	13.7 (348)	10.75 (273)
Weight with Battery, lb (kg)	3.1 (1.4)	2.8 (1.3)	2.5 (1.1)	2.4 (1.1)	2 (.91)	2.4 (1.1)	2 (.91)
Warranty (battery)	1 Year	1 Year	1 Year	1 Year	1 Year	1 Year	1 Year
Warranty (tool and charger)	1 Year	1 Year	1 Year	1 Year	1 Year	1 Year	1 Year
Battery (qty)	CTB8174 (2)	CTB8174 (2)	CTB8174 (2)	CTB8174 (2)	CTB8174 (2)	CTB8174 (2)	CTB8174 (2)
Battery Charger	CTC772A	CTC772A	CTC772A	CTC772A	CTC772A	CTC772A	CTC772A
Tool Only	CTR767DB	CTR762DB	CTR761CDB	CTR717DB	CTR714ADB	CTRQ717DB	CTRQ714DB

CORDLESS: 18-VOLT BRUSHLESS IMPACT WRENCHES



CT9100K2



CT9075K2

Brushless Impacts

Specifications	CT9100K2
Battery Type	MonsterLithium 5.0 Ah
Battery Voltage	18
Charge Time, minutes	75
Square Drive, inches (mm)	3/4 (19)
Torque Output, ft-lb (N•m)	1,000 (1,355)
Blows Per Minute, BPM	2,100
Free Speed, RPM	1,500
Height with Battery, inches (mm)	9.5 (241)
Length, inches (mm)	10.3 (265)
Weight with Battery, lb (kg)	8.9 (4.04)
Warranty (battery)	2 Years/1,000 Cycles
Warranty (tool and charger)	2 Years
Battery (qty)	CTB185 (2)
Battery Charger	CTC131
Optional Protective Boot	—
Tool Body Only	CT9100DB

CT9100K2 18 V 3/4" Drive MonsterLithium Brushless Cordless Impact Wrench Kit

- 1,000 ft-lb of torque output easily breaks stubborn fasteners loose
- Digital microprocessor-controlled switch; maximizes performance, run time and durability
- Three torque settings in forward and three in reverse help the tool adapt to various applications
- Built-in brake stops the anvil and prevents the tool from throwing fasteners and sockets
- Super-bright LED illuminates the work area
- USB built into the charger
- Includes (2) MonsterLithium batteries and a charger

Specifications	CT9075K2
Battery Type	MonsterLithium 5.0 Ah
Battery Voltage	18
Charge Time, minutes	75
Square Drive, inches (mm)	1/2 (13)
Torque Output, ft-lb (N•m)	900 (1,220)
Blows Per Minute, BPM	2,100
Free Speed, RPM	1,500
Height with Battery, inches (mm)	9.5 (241)
Length, inches (mm)	9.6 (244)
Weight with Battery, lb (kg)	8.7 (3.95)
Warranty (battery)	2 Years
Warranty (tool and charger)	2 Years
Battery (qty)	CTB185 (2)
Battery Charger	CTC131
Optional Protective Boot	CT9075BOOT
Tool Body Only	CT9075DB

CT9075K2 18 V 1/2" Drive MonsterLithium Brushless Cordless Impact Wrench Kit

- 900 ft-lb of torque output easily breaks stubborn fasteners loose
- Digital microprocessor-controlled switch; maximizes performance, run time and durability
- Three torque settings each in forward and reverse help the tool adapt to various applications
- Built-in brake stops the anvil and prevents the tool from throwing fasteners and sockets
- Super-bright LED illuminates the work area
- Includes 5 Ah battery for longevity
- Includes dual 14.4/18 V lithium charger to save space
- Includes tool, (2) batteries and a charger

Colors Available



	Red	Green	Hi-Viz
2 Batteries, 1 Charger:	K2	GK2	HVK2
1 Battery, 1 Charger:	K1	GK1	HVK1
Tool Only:	DB	GDB	HVDB
Boot:		GBOOT	HVBOOT

ADD SUFFIX TO STOCK NUMBER FOR SPECIAL COLORS |



- Use only impact sockets and accessories with impact wrenches
- Read safety precautions on pages W1 to W4

CORDLESS: 18-VOLT IMPACT WRENCHES



CT8810BK2



CT8815BK2

CT8810 Series 18 V 3/8" Drive Impact Wrenches

Specifications	CT8810BK2
Battery Type	MonsterLithium 5.0 Ah
Battery Voltage	18
Charge Time, minutes	75
Square Drive, inches (mm)	3/8 (10)
Anvil Type	Friction Ring
Torque Output, ft-lb (N•m)	230 (311.8)
Blows Per Minute, BPM	3,480
Free Speed, RPM	2,400
Sound Power Level, dB(A)	108
Sound Pressure Level, dB(A)	97
Vibration Level	5.3 m/s ²
Length, inches (mm)	6.5 (165)
Height with Battery, inches (mm)	9.5 (241)
Weight with Battery Pack, lb (kg)	4.5 (2.4)
Warranty (battery)	2 Years
Warranty (tool and charger)	2 Years
Battery (qty)	CTB8187 (2)
Battery Charger	CTC131
Pinned Anvil Version	CT8810BP
Quick-Change Chuck Version (hex size of chuck)	CT8810BQCK2 (1/4")
Tool Body Only	CT8810BDB
Optional Protective Boot	CT8810BOOT

CE – DE, ES, GB, FR, IT, NL, UL, CUL

CT8810BK2 18 V 3/8" Drive MonsterLithium Impact Wrench Kit

- Provides an incredibly powerful 230 ft-lb of torque at a lightweight 4.25 lb
- High-capacity 90 watt-hour, 18 V MonsterLithium battery for a long run time
- Cold-formed alloy steel anvil for maximum durability
- Digital fuel gauge and micro-controller in the lithium battery monitors temperature and amperage to prevent motor overheating
- A portable powerhouse that can withstand the toughest conditions, whether inside or outside of the shop
- Kit includes (2) batteries and (1) charger

Colors Available



	Red	Green	Hi-Viz
2 Batteries, 1 Charger:	K2	GK2	HVK2
1 Battery, 1 Charger:	K1	GK1	HVK1
Tool Only:	DB	GDB	HVDB
Boot:		GBOOT	HVBOOT

ADD SUFFIX TO STOCK NUMBER FOR SPECIAL COLORS

CT8815 Series 18 V 1/2" Drive Impact Wrenches

Specifications	CT8815BK2
Battery Type	MonsterLithium 5.0 Ah
Battery Voltage	18
Charge Time, minutes	75
Square Drive, inches (mm)	1/2 (13)
Anvil Type	Friction Ring
Torque Output, ft-lb (N•m)	230 (311.8)
Blows Per Minute, BPM	3,480
Free Speed, RPM	2,400
Sound Power Level, dB(A)	108
Sound Pressure Level, dB(A)	97
Vibration Level	5.3 m/s ²
Length, inches (mm)	6.5 (165)
Height with Battery, inches (mm)	9.5 (241)
Weight with Battery Pack, lb (kg)	4.5 (2.4)
Warranty (tool and charger)	2 Years
Warranty (battery)	2 Years/1,000 Cycles
Battery (qty)	CTB8185BK (2)
Battery Charger	CTC131
Tool Body Only	CT8815BDB
Optional Protective Boot	CT8810BOOT

CE – DE, ES, GB, FR, IT, NL, UL, CUL

CT8815BK2 18 V 1/2" Drive MonsterLithium Cordless Impact Wrench Kit

- Provides 230 ft-lb at a light weight of 4-1/2 lb
- High-capacity 90 watt-hour, 18 V MonsterLithium battery for a long run time
- CT8815B can remove 525 bolts tightened at 200 ft-lb on one battery charge
- Cold-formed, alloy steel anvil for maximum durability
- Digital fuel gauge and micro-controller in the lithium battery monitors temperature and amperage to prevent motor overheating
- Ergonomic overmolded cushion grip for continuous use with less fatigue
- Kit includes tool, (2) batteries and (1) charger

CORDLESS: 18-VOLT IMPACT WRENCHES



CT8850K2

Cordless Impacts

Specifications	CT8850K2
Battery Type	MonsterLithium 5.0 Ah
Battery Voltage	18
Charge Time, minutes	75
Square Drive, inches (mm)	1/2 (13)
Anvil Type	Friction Ring
Torque Output, ft-lb (N•m)	600 (813)
Blows Per Minute, BPM	2,280
Free Speed, RPM	1,900
Length, inches (mm)	9.6 (244)
Height with Battery, inches (mm)	10.2 (259)
Weight with Battery, lb (kg)	7.3 (3)
Warranty (battery)	2 Years
Warranty (tool and charger)	2 Years
Battery (qty)	CTB8187 (2)
Battery Charger	CTC131
Pinned Anvil Version	CT8850P
Quick-Change Chuck Version (hex size of chuck)	CT8850QCK2 (7/16")
Tool Body Only	CT8850DB
Optional Protective Boot	CT8850BOOT

CT8850K2 18 V 1/2" Drive MonsterLithium Cordless Impact Wrench Kit

- 600 ft-lb of torque output breaks stubborn fasteners loose easily
- Digital microprocessor-controlled switch; maximizes performance, run time and durability
- Built-in brake stops the anvil and prevents the tool from throwing fasteners and sockets
- Super-bright 1 W LED illuminates the work area
- USB built into the charger
- 7.3 lb with battery
- Includes (2) MonsterLithium batteries and a charger

Colors Available



	Red	Green	Hi-Viz
2 Batteries, 1 Charger:	K2	GK2	HVK2
1 Battery, 1 Charger:	K1	GK1	HVK1
Tool Only:	DB	GDB	HVDB
Boot:	BOOT		

ADD SUFFIX TO STOCK NUMBER FOR SPECIAL COLORS



• Read safety precautions on pages W1 to W4

CORDLESS: 18-VOLT DRILLS



CDR8850HK2



CDR8815K2

Drills/Drivers

Specifications	CDR8850HK2	CDR8815K2
Battery Type	MonsterLithium 5.0 Ah	MonsterLithium 5.0 Ah
Battery Voltage	18	18
Charge Time, minutes	75	75
Chuck Cap., inches (mm)	1/2 (13)	1/2 (13)
Spindle Thread, inches	1/2"-20 UNF	1/2"-20 UNF
Torque Output, ft-lb (N•m)	450 (50.9)	500 (57)
Maximum Stall Torque, in-lb	500	500
RPM (high)	0-1,800	0-1,780
RPM (low)	0-500	0-520
Clutch Settings	22	22
Gear Box Type	2-Speed	2-Speed
Length, inches (cm)	10.0 (39.4)	8.8 (22.4)
Height, inches (mm)	9.5 (241)	9.5 (241)
Weight with Battery, lb (kg)	5.2 (2.3)	4.75 (22.4)
Warranty (battery)	2 Years	2 Years
Warranty (tool and charger)	2 Years	2 Years
Battery (qty)	CTB8187 (2)	CTB8187 (2)
Battery Charger	CTC131	CTC131
Tool Only	CDR8850HDB	CDR8815DB

☐ - DE, ES, GB, FR, IT, NL, UL, CUL

CDR8850HK2 18 V 1/2" MonsterLithium Cordless Hammer Drill Kit

- 1/2" single-sleeve steel chuck with carbide jaws
- Heavy-duty gearing is designed for metal drilling
- Overmolded ergonomic cushion grip absorbs vibration and reduces user fatigue
- Variable-speed switch maximizes performance and control
- 22-position clutch with 2-speed gearbox provides torque control for the correct application
- Super-bright 1 W LED illuminates the work area
- Stainless steel motor screen keeps debris out of the motor to extend the life
- Temperature protection and shut down protects the tool from excessive heat damage
- LED fault signal provides a visual warning that tool is going to shut down
- Soft-start trigger ensures a smooth start-up of tool
- Includes drill, (2) CTB8187 MonsterLithium battery packs and a CTC131 charger
- UL® and cUL listed

Colors Available



	Red	Green	Hi-Viz
2 Batteries, 1 Charger:	K2	GK2	HVK2
1 Battery, 1 Charger:	K1	GK1	HVK1
Tool Only:	DB	GDB	HVDB

ADD SUFFIX TO STOCK NUMBER FOR SPECIAL COLORS

CDR8815K2 18 V 1/2" Drive

MonsterLithium Compact Cordless Drill Kit

- Heat-treated alloy gears provide strength and durability for longer tool life
- Digital variable-speed switch allows the user to accurately control torque
- Glass-filled nylon housing is durable and able to withstand high impact
- Ergonomic overmolded cushion grip allows for better tool control with less stress and strain
- 22-position clutch—dial in the desired torque for the application and get the job done quickly
- 1/2" keyless chuck and spindle lock; change bits with one hand
- Oversized cushion trigger and comfort cushion handle
- Side handle for added support
- Includes drill, (2) CTB8187 MonsterLithium battery packs and a CTC131 charger
- UL® and cUL listed

Colors Available



	Red	Green	Hi-Viz
2 Batteries, 1 Charger:	K2	GK2	HVK2
Tool Only:	DB	GDB	HVDB

ADD SUFFIX TO STOCK NUMBER FOR SPECIAL COLORS



CGG8850K1



CTRS8850K1

18 V Grease Guns

Specifications	CGG8850K1
Battery Type	MonsterLithium 5.0 Ah
Battery Voltage	18
Charge Time, minutes	75
Pressure Rating, PSI	2,500 High Speed/7,500 Low Speed
Pressure Rating, BAR	172 High Speed/517 Low Speed
Capacity, Tubes Per Charge	Up to 27 (free flow)/Up to 17 (@1,000 PSI)
Maximum Tube Capacity	14-1/2 oz (411 g) Cartridge/ 16 oz (454 g) Bulk
Handle Material	Glass-Reinforced Nylon
Coupler Design	3-Jaw
Hose Length, inches (mm)	36 (914)
Hose Type	High Pressure with Protective Spring Guards
Bulk Filler Valve	Yes
Air Purge Valve	Yes
Height with Grease Tube, inches (mm)	19 (483)
Weight with Battery Pack, lb (kg)	7.9 (3.6)
Weight without Battery Pack, lb (kg)	6.4 (2.9)
Warranty (battery)	2 Years
Warranty (tool)	2 Years
Battery (qty)	CTB8187 (1)
Battery Charger	CTC131
Tool Only	CGG8850DB

CGG8850K1 18 V Cordless Grease Gun Kit (One Battery/Charger)

- Two-speed, high-torque 18 V DC motor delivers outstanding flow and pressure
- 36" high-pressure hose with spring guard and coupler
- Accessible check valve and combination air bleeder/filler valve
- Dual motor protection includes self-resetting thermocoupler
- Machined and hardened piston with plated steel barrel and premium grease follower
- Ergonomically designed to reduce fatigue and increase productivity
- 18 V high-amperage lithium ion battery provides outstanding run time
- Works well in cold environments

Colors Available



2 Batteries, 1 Charger:	K1	GK1	HVK1
Tool Only:	DB	GDB	HVDB

ADD SUFFIX TO STOCK NUMBER FOR SPECIAL COLORS

Reciprocating Saw

Specifications	CTRS8850K1
Battery Type	MonsterLithium 5.0 Ah
Battery Voltage	18
Charge Time, minutes	75
Stroke Length, inches (mm)	1 (25.4)
Strokes Per Minute	2,400
Height with Battery, inches (mm)	8.25 (210)
Length, inches (mm)	18 (457)
Weight with Battery Pack, lb (kg)	7.7 (3.4)
Warranty (tool and charger)	2 Years
Warranty (battery)	2 Years
Battery (qty)	CTB8187 (1)
Battery Charger	CTC131
Tool Only	CTRS8850DB

CTRS8850K1 18 V Cordless Reciprocating Saw Kit (One Battery/Charger)

- 75 A rated heavy-duty variable-speed trigger provides long life and is contoured to reduce user fatigue
- Heavy-duty 14-gauge internal wiring withstands high current loads during heavy sawing
- Spring-loaded blade retention system requires no tools and ejects broken blades easily
- Nonslip cushion grip nose reduces vibration and provides positive tool control
- Heavy-duty armature and balanced motor design provide smooth operation
- Turbine-style cooling system reduces heat buildup, extending tool life
- Sealed nose mechanism prevents dirt and sawing debris from damaging internal components
- Kit includes tool, charger and (1) battery



• Read safety precautions on pages W1 to W4

CORDLESS: 18-VOLT PLATFORMS



CTGR8850K1



CTGR8855DB

18 V Grinders/Cut-Off Tools

Specifications	CTGR8850K1	CTGR8855K1
Battery Type	MonsterLithium 5.0 Ah	MonsterLithium 5.0 Ah
Battery Voltage	18	18
Charge Time, minutes	75	75
Wheel Size, inches (mm)	4.5 (114) or 5 (127)	4.5 (114) or 5 (127)
Arbor Size, inches (mm)	7/8 (22)	7/8 (22)
Free Speed, RPM	8,000	8,000
Length w/battery, inches (mm)	16.5 (419)	16.5 (419)
Weight with Battery, lb (kg)	5.7 (2.4)	5.5 (2.5)
Switch Type	Slide Switch	Safety Switch
Warranty (tool and charger)	2 Years	2 Years
Warranty (battery)	2 Years	2 Years
Replacement Grinding Wheel (size)	PT450-WH (4.5")	PT450-WH (4.5")
Replacement Cut-Off Wheel	CTGR-CW50	CTGR-CW50
Battery (qty)	CTB8187 (1)	CTB8187 (1)
Battery Charger	CTC131 (1)	CTC131 (1)
Tool Only	CTGR8850DB	CTGR8855DB

CTGR8850K1 18 V MonsterLithium Cordless Angle Grinder/Cut-Off Tool Kit (One Battery/Charger)

- 8,000 RPM; handles most grinding jobs with ease
- Ultra-slim head allows the user to access areas other grinders cannot
- Battery rotates 270° and will not get in the way
- Takes 4-1/2 or 5" wheels—more options to get the job done fast
- Anti-vibration handle—allows the user to work longer and more comfortably
- Replaceable motor screen—keeps debris out of the motor so the tool lasts longer
- Seven-position safety guard—lets the user tackle most jobs with less effort
- Tool-less guard removal—simply pull one guard off and slide the other one on
- Includes tool, (1) battery and a charger

CTGR8855K1 18 V MonsterLithium Cordless Angle Grinder/Cut-Off Tool Kit with Safety Switch (One Battery/Charger)

- Flat head design for easy access
- 8,000 RPM
- Use with 4-1/2 and 5" wheels
- Seven-position safety guard
- Electronic safety clutch
- Motor screen helps keep debris out of motor
- Battery rotates 270°
- Anti-vibration handle
- High stall torque
- OSHA-compliant switch
- Kit includes tool, (1) battery and a charger



CT761AK2

14.4 V MicroLithium Impact Wrenches

Specifications	CT761AK2
Battery Type	MicroLithium 2.5 Ah
Battery Voltage	14.4
Charge Time, minutes	70
Square Drive, inches	1/4" Quick Change
Anvil Type	Friction Ring
Torque Output, ft-lb (N•m)	120 (163)
Blows Per Minute, BPM	3,000
Free Speed, RPM	2,500
Height with Battery, inches (mm)	7.7 (195)
Weight with Battery, lb (kg)	2.5 (1.1)
Warranty (battery)	1 Year
Warranty (tool and charger)	1 Year
Battery (qty)	CTB8174 (2)
Charger	CTC772A
Tool Only	CT761ADB
Quick-Change Chuck Version (hex size of chuck)	CT761AQCK2 (1/4")

CT761AK2 14.4 V 3/8" Drive MicroLithium Cordless Impact Wrench Kit

- 120 ft-lb torque output
- 2,500 RPM free speed
- 70-minute charge time
- Digital variable-speed toggle-style trigger for precise control
- Tri-beam headlights illuminate work area
- Built-in brake prevents the tool from throwing sockets and fasteners
- Overcurrent and thermal protection for the motor
- Under-voltage protection will not overdraw the battery
- Built-in gauge indicates the battery charge state
- Screened motor keeps debris from entering critical components
- Cushion grip handle provides positive tool control with less fatigue
- Over- and under-temperature protection keeps the tool operating at peak efficiency
- Glass-filled nylon housing for durability
- Includes tool, (2) batteries and a charger

Colors Available



	Red	Green	Hi-Viz
2 Batteries, 1 Charger:	K2	GK2	HVK2
Tool Only:	DB	GDB	HVDB
Quick Change Kit (2 Batteries, 1 Charger):	QCK2		
Quick Change Tool Only:	QCDB		

ADD SUFFIX TO STOCK NUMBER FOR SPECIAL COLORS



- Use only impact sockets and accessories with impact wrenches
- Do not use grinders or cut-off tools without the guard
- Read safety precautions on pages W1 to W4

CORDLESS: 14.4-VOLT MICROLITHIUM PLATFORMS



CT725AK2

14.4 V MicroLithium Impact Wrenches

Specifications	CT725AK2
Battery Type	MicroLithium 2.5 Ah
Battery Voltage, V	14.4
Charge Time, minutes	70
Square Drive, inches	1/4 (6)
Torque Output, ft-lb (N•m)	70 (95)
Free Speed, RPM	2,500
Blows Per Minute, BPM	3,000
Length, inches (mm)	6.3 (160)
Height with Battery, inches (mm)	7.7 (195)
Weight with Battery, lb (kg)	2 (0.9)
Warranty (battery)	1 Year
Warranty (tool and charger)	1 Year
Battery (qty)	CTB8174 (2)
Charger	CTC772A
Tool Only	CT725ADB

*UL® and CUL listed
CE

CT725AK2 14.4 V 1/4" Drive MicroLithium Cordless Impact Wrench Kit

- 70 ft-lb torque output
- Digital variable-speed toggle-style trigger
- Built-in brake prevents the anvil from spinning
- 70-minute charge time
- Twin-beam LED lights
- Built-in gauge indicates the battery charge state
- Includes tool, (2) batteries and a charger

Colors Available



	Red	Green	Hi-Viz
Kit:	DB	G	HV
Tool Only:	DB	GDB	HVDB
Quick Change Kit	QC		
Quick Change Tool Only:	QCDB		

ADD SUFFIX TO STOCK NUMBER FOR SPECIAL COLORS



CTRS761AK2

14.4 V MicroLithium Saws

Specifications	CTRS761AK2
Battery Type	MicroLithium 2.5 Ah
Battery Voltage	14.4
Charge Time, minutes	70
Length, inches (mm)	12 (304)
Weight with Battery Pack (Li-Ion), lb (kg)	3.2 (1.5)
Variable Speed Switch	Yes
Stroke Length, inches (mm)	0.50 (12.7)
Strokes Per Minute	3,100
Warranty (tool and charger)	1 Year
Warranty (battery)	1 Year
Battery (qty)	CTB8174 (2)
Battery Charger	CTC772A
Tool Only	CTRS761ADB

CTRS761AK2 14.4 V MicroLithium Cordless Reciprocating Saw Kit

- 3,100 strokes per minute
- Variable-speed switch
- Dual-chuck mechanism (Quick Chuck)
- Depth guide can be adjusted without the use of tools
- Small and lightweight, making it great for working in confined areas
- Integrated LED work light
- Battery gauge LED
- Built-in gauge indicates the battery charge state
- Footplate can be adjusted to six different positions
- Quick one-handed blade release
- Housing screen keeps debris out of the motor
- Lock-off switch is located above the trigger
- Includes tool, (2) batteries and a charger

Colors Available



	Red	Green	Hi-Viz
CTRS761A	K2	GK2	HVK2
2 Batteries, 1 Charger:	DB	GDB	HVDB
Tool Only:	DB	GDB	HVDB

ADD SUFFIX TO STOCK NUMBER FOR SPECIAL COLORS



CTS825K2



CTS761AK2


CTS825 Series 14.4 V 1/4" Hex MicroLithium Cordless Screwdriver

Specifications	CTS825K2
Battery Type	MicroLithium 2.5 Ah
Battery Voltage	14.4
Charge Time, minutes	70
Square Drive, inches (mm)	1/4 (6) Hex
Torque Output, in-lb (N•m)	200 (22.6)
Free Speed, RPM	450/1,500
Clutch Settings	9
Length, inches (mm)	6.2 (157)
Height, inches (mm)	7.8 (198)
Width, inches (mm)	1.9 (48)
Weight with Battery, lb (kg)	2.2 (1.0)
Warranty (battery)	1 Year
Warranty (tool and charger)	1 Year
Battery (qty)	CTB8174 (2)
Battery Charger	CTC772A
Tool Only	CTS825DB

CTS825K2 14.4 V 1/4" Hex MicroLithium Cordless Screwdriver Kit

- 200 in-lb of torque output
- Twin-beam headlights illuminate the work area
- Built-in brake prevents the tool from throwing sockets and fasteners
- Nine-position clutch allows the user to dial in the proper torque
- Glass-filled nylon housing for durability
- Cushion grip handle provides positive tool control with less fatigue
- Under voltage protection will not overdraw the battery
- Quick 70-minute battery charge for less downtime
- Overcurrent protection protects the electronics
- Built-in gauge displays the battery charge state
- Screened motor keeps debris from entering critical components
- Includes tool, (2) batteries and a charger

Colors Available



	Red	Green	Hi-Viz
		G	HV
2 Batteries, 1 Charger:	K2	GK2	HVK2
Tool Only:	DB	GDB	HVDB

ADD SUFFIX TO STOCK NUMBER FOR SPECIAL COLORS

CTS761 Series 14.4 V MicroLithium Screwdrivers

Specifications	CTS761AK2
Battery Type	MicroLithium 2.5 Ah
Battery Voltage	14.4
Charge Time, minutes	70
Chuck Cap., inches (mm)	1/4 (6)
Square Drive, inches (mm)	1/4 (6) Hex
Torque Output, in-lb (N•m)	150 (17)
Clutch Settings	9
Free Speed, RPM	400/1,400
Height, inches (mm)	7.8 (198.1)
Weight with Battery, lb (kg)	2 (0.9)
Warranty (battery)	1 Year
Warranty (tool and charger)	1 Year
Battery (qty)	CTB8174 (2)
Battery Charger	CTC772A
Tool Only	CTS761ADB

*UL® and cUL listed

CE

CTS761AK2 14.4 V 1/4" Hex Drive MicroLithium Cordless Screwdriver Kit

- 150 in-lb of torque output
- Two-speed gearbox—400/1,400 RPM
- 300 in-lb manual spindle lock
- Nine-position clutch allows the user to dial in the proper torque
- Glass-filled nylon housing for durability
- Digital variable-speed toggle-style trigger for precise control
- Twin-beam headlights illuminate the work area
- Built-in brake prevents the tool from throwing sockets and fasteners
- 70-minute charge time
- Overcurrent protection protects the electronics; under-voltage protection will not overdraw the battery
- Built-in gauge displays the battery charge state
- Screened motor keeps debris from entering critical components
- Cushion grip handle provides positive tool control with less fatigue
- Super bright LED headlight
- UL® and cUL listed
- Includes tool, (2) batteries and a charger

Colors Available



	Red	Green	Hi-Viz
		G	HV
2 Batteries, 1 Charger:	K2	GK2	HVK2
Tool Only:	DB	GDB	HVDB

ADD SUFFIX TO STOCK NUMBER FOR SPECIAL COLORS



- Use only impact sockets and accessories with impact wrenches
- Read safety precautions on pages W1 to W4

CORDLESS: 14.4-VOLT MICROLITHIUM PLATFORMS



CTSR761K2



CTSS761K2

CTSR761 Series Cordless Screwdrivers

Specifications	CTSR761K2
Battery Type	MicroLithium 2.5 Ah
Battery Voltage	14.4
Charge Time, minutes	70
Torque Output, in-lb (N•m)	150 (16.9)
Clutch Settings	9
Free Speed, RPM	0–1,550
Length, inches (mm)	13.3 (337.8)
Height, inches (mm)	4 (101.6)
Width, inches (mm)	2 (50.8)
Warranty (battery)	1 Year
Warranty (tool and charger)	1 Year
Battery (qty)	CTB8174 (2)
Battery Charger	CTC772A
Tool Only	CTSR761DB

*UL® and cUL listed

CE

CTSR761K2 14.4 V 1/4" MicroLithium Cordless Right Angle Screwdriver Kit

- Features an oversized paddle trigger and easy-access Forward/Reverse button
- 150 in-lb of torque
- 450–1,550 RPM free speed
- Ergonomic cushion grip
- Two-speed gearbox
- Variable-speed extended trigger
- Nine-position clutch
- Built-in LED light
- Rapid 70-minute charge time
- Ideal for metals, plastic, aluminum, fiberglass, exhaust, hanger work, ATVs and mud flaps
- Used for dash work, stripped fasteners and removing/installing panels
- Handles most standard-style screwdriver bits, as well as power bits
- One-handed bit insertion
- Includes tool, (2) batteries and a charger

Colors Available



	Red	Green	Hi-Viz
2 Batteries, 1 Charger:	K2	GK2	HVK2
Tool Only:	DB	—	—

ADD SUFFIX TO STOCK NUMBER FOR SPECIAL COLORS

CTSS761 Series Cordless Screwdrivers

Specifications	CTSS761K2
Battery Type	MicroLithium 2.5 Ah
Battery Voltage	14.4
Charge Time, minutes	70
Torque Output, in-lb (N•m)	65 (7.3)
Clutch Settings	9
Free Speed, RPM	0–1,350
Length, inches (mm)	13.3 (337.8)
Height, inches (mm)	4 (101.6)
Width, inches (mm)	2 (50.8)
Chuck Cap., inches (mm)	1/4 (6)
Weight with Battery, lb (kg)	3.1 (1.4)
Warranty (battery)	1 Year
Warranty (tool and charger)	1 Year
Battery (qty)	CTB8174 (2)
Battery Charger	CTC772A
Tool Only	CTSS761DB

*UL® and cUL listed

CE

CTSS761K2 14.4 V MicroLithium Cordless Inline Screwdriver Kit

- 65 in-lb of torque output to get the job done
- 1,350 RPM
- Variable-speed trigger allows the user to regulate the proper RPM
- Nine-position clutch to dial in the proper torque
- Built-in LED light to illuminate the work area
- Includes (2) 14.4 V lithium batteries
- Rapid 70-minute charge time keeps the job moving
- Handles most standard-style screwdriver bits, as well as power bits
- One-handed bit insertion
- Ergonomic cushion grip handle keeps you working comfortably all day
- Easy-access Forward/Reverse button
- Includes tool, (2) batteries and a charger

Colors Available



	Red	Green	Hi-Viz
2 Batteries, 1 Charger:	K2	GK2	HVK2
Tool Only:	DB	GDB	HVDB

ADD SUFFIX TO STOCK NUMBER FOR SPECIAL COLORS

CORDLESS: 14.4-VOLT MICROLITHIUM PLATFORMS



14.4 V MicroLithium Cordless Ratchets

Specifications	CTR761CK2	CTR714AK2	CTR762K2
Battery Type	MicroLithium 2.5 Ah	MicroLithium 2.5 Ah	MicroLithium 2.5 Ah
Battery Voltage	14.4	14.4	14.4
Charge Time, minutes	70	70	70
Square Drive, inches (mm)	3/8 (10)	1/4 (6)	3/8 (10)
Torque Output, ft-lb (N•m)	40 (54)	35 (47)	70 (95)
Manual Torque, ft-lb (N•m)	158 (214)	46 (62)	158 (214)
Free Speed, RPM	275	350	175
Height with Battery, inches (mm)	12.2 (310)	10.75 (273)	12.8 (324)
Weight with Battery, lb (kg)	2.5 (1.1)	2 (.91)	2.8 (1.3)
Warranty (battery)	1 Year	1 Year	1 Year
Warranty (tool and charger)	1 Year	1 Year	1 Year
Battery (qty)	CTB8174 (2)	CTB8174 (2)	CTB8174 (2)
Battery Charger	CTC772A	CTC772A	CTC772A
Tool Only	CTR761CDB	CTR714ADB	CTR762DB

CE – DE, ES, FR, IT, GB, NL, JP

CTR761CK2 14.4 V 3/8" Drive MicroLithium Cordless Ratchet Kit

- 40 ft-lb of torque output to remove stubborn fasteners
- Easily withstands 158 ft-lb of manual torque
- 275 RPM for fast removal and installation of fasteners
- Digital variable-speed trigger for precise control
- Built-in brake prevents the tool from throwing sockets and fasteners
- Utilizes a hardened wear bushing to increase brake life
- Dual-pawl ratchet mechanism for added strength
- Over- and under-temperature protection keeps the tool operating at peak efficiency
- Utilizes a Snap-on® 14.4 V 2.5 Ah MicroLithium battery that can be recharged in 70 minutes
- Battery fuel gauge LED is cleverly integrated into the handle
- Cushion grip handle provides positive tool control with less fatigue
- Tapered ratchet head provides access into tight spaces
- Includes tool, (2) batteries and a charger

CTR714AK2 14.4 V 1/4" Drive MicroLithium Cordless Ratchet Kit

- Powerful 35 ft-lb of torque output; perfect tool for applications with fasteners 12 mm or smaller
- High speed (350 RPM free speed) for quick fastener removal and installation
- Dedicated 1/4" ratchet platform with compact design for greater accessibility
- Variable-speed trigger for precise control
- Built-in LED headlight to illuminate the work area
- Includes tool, (2) batteries and a charger

CTR762K2 14.4 V 3/8" Drive MicroLithium Cordless Ratchet Kit

- 70 ft-lb of torque output to get the job done
- Digital variable-speed trigger for precise tool control
- Built-in brake stops the tool from throwing sockets and fasteners
- Integrated LED light helps illuminate the work area
- Cushion grip handle provides positive tool control
- Large Forward/Reverse knob for easy change of direction
- LED fuel gauge helps identify the battery's state of charge
- 2.5 Ah batteries for extra-long run time between charges
- Includes tool, (2) batteries and a charger

Colors Available



	Red	Green	Hi-Viz
2 Batteries, 1 Charger:	K2	GK2	HVK2
*1 Battery, 1 Charger:	K1	GK1	HVK1
Tool Only:	DB	GDB	HVDB

ADD SUFFIX TO STOCK NUMBER FOR SPECIAL COLORS



- Do not use in an explosive or flammable atmosphere
- Read safety precautions on pages W1 to W4

CORDLESS: 14.4-VOLT MICROLITHIUM PLATFORMS



14.4 V Long-Reach Ratchets

Specifications	CTR767K2**	CTR717K2
Battery Type	MicroLithium 2.5 Ah	MicroLithium 2.5 Ah
Battery Voltage	14.4	14.4
Charge Time, minutes	70	70
Square Drive, inches (mm)	3/8 (10)	1/4 (6)
Torque Output, ft-lb (N•m)	40 (54)	35 (47)
Manual Torque, ft-lb (N•m)	158 (214)	46 (62)
Free Speed, RPM	275	350
Height with Battery, inches (mm)	15.75 (400)	13.7 (348)
Weight with Battery, lb (kg)	3.1 (1.4)	2.4 (1.1)
Warranty (battery)	1 Year	1 Year
Warranty (tool and charger)	1 Year	1 Year
Battery (qty)	CTB8174 (2)	CTB8174 (2)
Battery Charger	CTC772A	CTC772A
Tool Only	CTR767DB	CTR717DB

** C – DE, ES, FR, IT, GB, NL, JP

CTR717K2 14.4 V 1/4" Drive MicroLithium Cordless Long Reach Ratchet Kit

- Powerful 35 ft-lb of torque output—the perfect tool for applications with fasteners sized 12 mm or smaller
- High speed (350 RPM free speed) for quick fastener removal and installation
- Dedicated 1/4" drive ratchet platform with compact design for greater accessibility
- Variable-speed trigger for precise control
- Built-in LED headlight illuminates the work area
- Includes tool, (2) batteries and a charger

Colors Available



	Red	Green	Hi-Viz
2 Batteries, 1 Charger:	K2	GK2	HVK2
*1 Battery, 1 Charger:	K1	GK1	HVK1
Tool Only:	DB	GDB	HVDB

ADD SUFFIX TO STOCK NUMBER FOR SPECIAL COLORS

CTR767K2 14.4 V 3/8" Drive MicroLithium Cordless Long Reach Ratchet Kit

- 6"-long extended neck for great accessibility
- 40 ft-lb of torque output
- 275 RPM free speed
- Variable-speed trigger for greater control
- Ratchet mechanism, ratchet head, and neck are strong enough to handle 158-plus ft-lb of manual torque
- Includes tool, (2) batteries and a charger

Colors Available



	Red	Green	Hi-Viz
2 Batteries, 1 Charger:	K2	GK2	HVK2
Tool Only:	DB	GDB	HVDB

ADD SUFFIX TO STOCK NUMBER FOR SPECIAL COLORS



CTRQ714K2



CTRQ717K2

CTRQ714 Series 14.4 V Hex Drive Ratchets

Specifications	CTRQ714K2
Battery Type	MicroLithium 2.5 Ah
Battery Voltage	14.4
Charge Time, minutes	70
Square Drive, inches (mm)	1/4 (6) Hex
Torque Output, ft-lb (N•m)	35 (47)
Manual Torque, ft-lb (N•m)	46 (62)
Free Speed, RPM	350
Height with Battery, inches (mm)	10.75 (273)
Weight with Battery, lb (kg)	2 (.91)
Warranty (battery)	1 Year
Warranty (tool and charger)	1 Year
Battery (qty)	CTB8174 (2)
Battery Charger	CTC772A
Tool Only	CTRQ714DB

CE – DE, ES, FR, IT, GB, NL, JP

CTRQ714K2 14.4 V Hex Drive MicroLithium Cordless Ratchet Kit

- Tapered head design for accessibility
- Powerful motor for increased torque and speed
- Battery “fuel gauge” indicator light
- 2.5 Ah battery for a long run time
- Overmolded grip for control and comfort
- Variable-speed trigger for control
- LED headlight for visibility
- Hex drive can receive multiple size bits
- Low profile means greater accessibility
- Includes tool, (2) batteries and a charger

CTRQ717 Series 14.4 V Hex Drive Long Neck Ratchets

Specifications	CTRQ717K2
Battery Type	MicroLithium 2.5 Ah
Battery Voltage	14.4
Charge Time, minutes	70
Torque Output, ft-lb (N•m)	35 (47)
Manual Torque, ft-lb (N•m)	46 (62)
Free Speed, RPM	350
Height with Battery, inches (mm)	13.7 (348)
Weight with Battery, lb (kg)	2.4 (1.1)
Warranty (battery)	1 Year
Warranty (tool and charger)	1 Year
Battery (qty)	CTB8174 (2)
Battery Charger	CTC772A
Tool Only	CTRQ717DB

CE – DE, ES, FR, IT, GB, NL, JP

CTRQ717K2 14.4 V 1/4" Hex Drive Long Neck Cordless Ratchet Kit

- Long neck reach of 13-3/4"; great for access applications
- 35 ft-lb of torque output to get the job done
- 46 ft-lb of manual torque load allows the user to manually break a fastener free
- 350 RPM free speed spins the fasteners off quickly
- 1/4" hex drive will handle a wide variety of bits
- Built-in gauge indicates the battery's charge state
- Variable-speed trigger allows for slow start-up
- LED headlight to illuminate the work area
- Low-profile tapered head for great accessibility
- Overmolded cushion grip for superior tool control
- 2.5 Ah 14.4 V battery provides a long run time
- Includes tool, (2) batteries and a charger

Colors Available



	Red	Green	Hi-Viz
2 Batteries, 1 Charger:	K2	GK2	HVK2
Tool Only:	DB	GDB	HVDB

ADD SUFFIX TO STOCK NUMBER FOR SPECIAL COLORS



• Read safety precautions on pages W1 to W4

CORDLESS: 14.4-VOLT MICROLITHIUM PLATFORMS



CDR861K2

CDR861 Series 14.4 V 3/8" Capacity Brushless Drills

Specifications	CDR861K2
Battery Type	MicroLithium 2.5 Ah
Battery Voltage	14.4
Charge Time, minutes	70
Chuck Capacity inches (mm)	3/8 (10)
Clutch Settings	9
Torque Output in-lb (N•m)	200 (22.6)
Free Speed, RPM, Low (High)	0-450 (0-1,550)
Height inches (mm)	7.8 (198)
Length, inches (mm)	7.7 (195.6)
Width, inches (mm)	1.9 (48.5)
Weight with Battery, lb (kg)	2.4 (1.1)
Operating Temperature, °F (°C)	-4-120 (-20-60)
Sound Pressure Level, dB(A)	73.7
Warranty (battery)	1 Year
Warranty (tool and charger)	1 Year
Battery (qty)	CTB8174 (2)
Battery Charger	CTC772A
Tool Only	CDR861DB

CDR861K2 14.4 V 3/8" MicroLithium Brushless Drill Kit

- 200 in-lb of torque output handles a wide variety of applications
- Two-speed gearbox (450/1,550) for low- and high-speed drilling
- Variable-speed trigger is featherable, allowing the user to dial in the proper RPM for the particular application
- Nine-position clutch allows for optional torque settings based on the job
- Lightweight and easy to maneuver

- 3/8" keyless single-sleeve steel chuck makes changing bits easy
- Cushion grip nonslip comfort handle provides positive tool control, allowing less user fatigue
- Great for tight access areas like under-dash, firewalls, etc.
- Built-in fuel gauge displays battery state of charge
- Includes drill, (2) batteries (2.5 Ah) and a charger

Colors Available



2 Batteries, 1 Charger: **K2** **GK2** **HVK2**
 ADD SUFFIX TO STOCK NUMBER FOR SPECIAL COLORS

CORDLESS: 14.4-VOLT MICROLITHIUM PLATFORMS



CDRS761K2



CDRR761K2

CDR761 Series 14.4 V 3/8" Capacity Drills

Specifications	CDRS761K2
Battery Type	MicroLithium 2.5 Ah
Battery Voltage	14.4
Charge Time, minutes	70
Chuck Capacity, inches (mm)	3/8 (9.5)
Clutch Settings	9
Torque Output, in-lb (N•m)	65 (7.3)
Free Speed, RPM	0–1,350
Sound Pressure Level, dB(A)	80.4
Vibration Level, m/s ²	1.3
Length, inches (mm)	13.3 (337.8)
Height, inches (mm)	3.3 (83.8)
Width, inches (mm)	2 (50.8)
Weight with Battery, lb (kg)	2.6 (1.2)
Warranty (battery)	1 Year
Warranty (tool and charger)	1 Year
Battery (qty)	CTB8174 (2)
Charger	CTC772A
Tool Only	CDRS761DB

CDRS761K2 14.4 V MicroLithium Cordless Inline Drill Kit

- 65 in-lb of torque output to get the job done
- 0–1,350 RPM free speed
- Variable-speed extended trigger lets the user regulate the proper RPM
- Nine-position clutch lets the user dial in the proper torque
- Includes (2) 14.4 V MicroLithium batteries for less downtime
- Rapid 70-minute charge time keeps the job moving
- Ergonomic cushion grip handle keeps the user working comfortably all day
- Easy-access Forward/Reverse button
- Includes tool, (2) batteries and a charger

Colors Available



2 Batteries, 1 Charger:	K2	GK2	HVK2
Tool Only:	DB	GDB	HVDB

ADD SUFFIX TO STOCK NUMBER FOR SPECIAL COLORS

CDRR761 Series 14.4 V MicroLithium 3/8" Capacity Right-Angle Drills

Specifications	CDRR761K2
Battery Type	MicroLithium 2.5 Ah
Battery Voltage	14.4
Charge Time, minutes	70
Chuck Cap., inches (mm)	3/8 (10)
Torque Output, in-lb (N•m)	150 (16.9)
Free Speed (RPM), Low (High)	0–450 (0–1,550)
Clutch Settings	9
Sound Power Level, dB(A)	85.3
Sound Pressure Level, dB(A)	73.7
Length, inches (mm)	13.3 (337.8)
Height, inches (mm)	7.8 (198.1)
Width, inches (mm)	1.9 (48.5)
Weight with Battery, lb (kg)	3.1 (1.4)
Warranty (battery)	1 Year
Warranty (tool and charger)	1 Year
Battery (Quantity)	CTB8174 (2)
Battery Charger	CTC772A
Tool Only	CDRR761DB

CDRR761K2 14.4 V 3/8" MicroLithium Cordless Right Angle Screw Gun/Drill Kit

- 150 in-lb of torque handles a wide variety of applications
- Two-speed drill (450/1,550 RPM)—low speed for higher torque applications/high speed for steel drilling
- Variable-speed switch—good featherability at low speed for driving screws and control
- Nine-position clutch delivers 8–50 in-lb of torque
- Lightweight drill—with battery only 3.2 lb
- 3/8" keyless drill chuck—single-sleeve durable steel chuck makes changing bits easy
- Cushion grip handle—non-slip comfort for the operator, positive tool control allows the operator to work longer with less fatigue
- Small size to get in tight spots—under dash, firewall, etc.
- One-year full warranty and serviced by Snap-on® Service Centers
- Built-in gauge displays the battery charge state
- Integrated LED light
- Includes tool, (2) batteries and a charger

Colors Available



2 Batteries, 1 Charger:	K2	GK2	HVK2
Tool Only:	DB	GDB	HVDB

ADD SUFFIX TO STOCK NUMBER FOR SPECIAL COLORS



• Read safety precautions on pages W1 to W4

CORDLESS: 14.4-VOLT MICROLITHIUM PLATFORMS



CTPP861K2

14.4 V MicroLithium Brushless Polish/Prep Tools

Specifications	CTPP861K2
Battery Type	MicroLithium 2.5 Ah
Battery Voltage	14.4
Charge Time, minutes	70
Spindle Thread, inches	5/16"-24 UNF
Free Speed, RPM, Low (High)	0-3,500 (0-15,000)
Height, inches (mm)	7.8 (198.1)
Length, inches (mm)	5.75 (146)
Weight with Battery, lb (kg)	7.8 (198.1)
Warranty (battery)	1 Year
Warranty (tool and charger)	1 Year
Battery (qty)	CTB8174 (2)
Battery Charger	CTC772A
Tool Only	CTPP861DB

CTPP861K2 14.4 V MicroLithium Brushless Cordless Polish/Prep Tool Kit

- Two-speed gearbox—3,500/15,000 RPM
- Digital variable-speed trigger for precise tool control
- Push-button spindle lock for easy of use with accessories
- 5/16"-24 UNF threads
- Cushion grip handle provides positive tool control
- Built-in gauge indicates the battery charge state
- 2.5 Ah batteries for extra-long run time between charges
- Includes various sanding accessories

Colors Available



	Red	Green	Hi-Viz
2 Batteries, 1 Charger:	K2	GK2	HVK2
Tool Only:	DB	—	—

ADD SUFFIX TO STOCK NUMBER FOR SPECIAL COLORS

Ultraviolet Flashlight

CTLUV761 14.4 V MicroLithium UV Cordless Work Light

- Detect leaks with this 14.4 V MicroLithium cordless UV Work Light
- Compatible with standard leak detection dyes
- Inspection range of 8' or more
- More than 10 hours of run-time
- Tempered-glass lens
- Resists automotive fluids
- Low battery indicator (10 minutes)
- Works great with ACTR53625 universal dye
- Includes fluorescence-enhancing glasses




CTLUV761

Power Tool

CTLAR761 14.4 V MicroLithium 500 Lumen Cordless Angular Light

- Variable brightness switch (0–100%) gives the ability to select the right amount of light for every situation
- Intelligent lighting control provides a visual warning when the light has less than 5% power remaining
- Built-in hook, (2) magnets and a tether point provide maximum flexibility when attaching the light to a work site
- 4-hour run time at 100% brightness; 8-hour run time at 40%
- IP65 rated for water and dust resistance, allowing for exposure in even the toughest environments
- Battery “fuel gauge” provides the ability to instantly know how much power is remaining
- Ergonomic grip and pivoting light bar provide comfort and light where it is needed most
- Works with CTB8172BK and CTB8174 batteries
- Battery and charger are not included

Colors Available



ADD SUFFIX TO STOCK NUMBER FOR SPECIAL COLORS



CTLAR761



CTLED9050



CTLZ761

Batteries not included



CTLU761



CTLUH761



CTLED861

Flashlights

CTLED9050 18 V Rechargeable MonsterLithium Cordless Work Light

- High output light; 800 lumens
- Dual reflector system to easily change from flood to beam
- 120° rotating head
- 50,000 hour bulb life
- 11 hour run time
- Tempered glass lens resists cracking and yellowing
- Resists most automotive fluids
- Low battery indicator light indicates when battery needs charging
- Hi/Low switch allows user to reduce light output 50%

CTLZ761 14.4 V MicroLithium Work Light with Laser

- 200 lm output
- Low battery indicator (10 minutes)
- 4-hour run time
- Laser pointer
- Resists automotive fluids
- Impact-modified nylon housing
- Tempered-glass lens
- Works with CTB6172, CTB7172, CTB8172, CTB8172BK and CTB8174 batteries
- Battery and charger are not included

CTLU761 14.4 V MicroLithium 60 LED Cordless Utility Light

- Ultra-bright 540 lm
- 4-hour run time
- High-impact plastic light tube and housing
- Red LED for 10-minute low battery warning indicator
- Use with 14.4 V MicroLithium rechargeable battery (not included)
- 60 LED bulbs
- Includes a hook with a pad for hanging
- Works with CTB6172, CTB7172, CTB8172, CTB8172BK and CTB8174 batteries
- Battery and charger are not included

CTLUH761 14.4 V MicroLithium 90 LED Cordless Underhood Light

- Ultra-bright 800 lm light output
- 3-hour run time, ideal for underhood, undercarriage and over-dash applications
- Expandable 81" clamp to position light at the work area
- High-impact plastic light tube and housing
- 10-minute low battery indicator
- Includes a hook with a peg for hanging
- Works with CTB6172, CTB7172, CTB8172, CTB8172BK and CTB8174 batteries
- Battery and charger are not included

CTLED861 14.4 V MicroLithium Cordless Work Light

- 500 lm output
- 120° rotating head
- 13-hour run time with 10-minute low battery indicator
- Tempered-glass lens
- Easily adjusts from spot to flood
- Aluminum head
- Resists automotive fluids
- Impact-modified glass-filled nylon housing
- High-quality LED bulb
- Works with CTB6172, CTB7172, CTB8172, CTB8172BK and CTB8174 batteries
- Battery and charger are not included

Colors Available



ADD SUFFIX TO STOCK NUMBER FOR SPECIAL COLORS



• Read safety precautions on pages W1 to W4

CORDLESS: FLOODLIGHTS

Floodlights

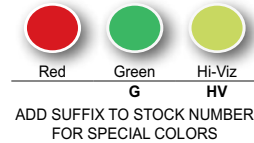


CTL8850

CTL8850 18 V MonsterLithium LED Cordless Floodlight

- Super-bright four-LED light—750 lm
- Compact design for versatile use
- Light rotates 120° and swivels 180° to direct light to the work area
- Tempered-glass lens
- Dual brightness settings (750 and 375 lm)
- 8-hour minimum run time (high setting)
- Resists automotive fluids
- Battery and charger are not included

Colors Available



CTLFD8850A

CTLFD8850A 18 V 3,500 Lumen Cordless Floodlight

- 50-hour run time at minimum brightness; 2-hour run time at maximum brightness
- Operates on a standard 18 V CTB8185 Snap-on® cordless tool battery (not included; sold separately)
- USB-out port allows the user to charge other electronic devices while working
- Robust housing—built with an aluminum heat sink—is able to withstand demanding environments
- Large, well-defined handles for maximum portability
- Lighting element pivots up to 100° from the resting point for ease of use
- Magnetic feet are available as accessory items



CTLFD761

CTLFD761 14.4 V MicroLithium Cordless Floodlight

- 15-hour run time at minimum brightness; 3-hours at maximum brightness
- Works with Snap-on® CTB8174 Battery Pack (not included; sold separately)
- Unique hinged design allows for up to 120° of adjustment
- Variable brightness switch with memory function
- Strong magnet on the bottom
- IP54 resistant to water and dust infiltration

CORDLESS: POWER TOOLS



CTFAN9050

Cordless Fans

CTFAN9050 18 V MonsterLithium Heavy-Duty Fan

- Dual power source features an 18 V battery and a 110 V AC charging port
- 18 V DC three-speed BLDC motor
- Battery lasts 13 hours on the low setting, six hours on medium and four hours on high
- Air speed is 1,500 RPM on the low setting, 2,500 RPM on medium, and 3,000 RPM on high
- Indexable fan housing with (3) 6-1/2" blades
- Propeller-style blades allow for maximum air flow
- (2) integrated 2.1 A USB ports
- Rugged, overmolded frame
- Oversized handle for easy carrying
- Large easy-to-read control panel
- Fan uses a standard extension cord; no special cords are required (cord not included)



CTG861K1

Cordless Inflator

CTINF9050 18 V

MonsterLithium Inflator

- Features a heavy-duty 30 mm, high-volume piston compressor motor
- Maximum flow of 35 L/min
- Standard auto tire (195/65R15) 0–40 PSI in less than four minutes
- Thermal shut-off protection circuit
- Auto shut-off and pressure reset
- Backlit LCD display
- 44" field-replaceable hose
- Dual rear-mounted 200 lm LED lights
- Rugged overmolded frame
- Target PSI preset feature
- Two integrated 2.1 Ah USB ports
- Assorted nozzle inflators included



CTINF9050

CTG861 Series Color Display Infrared Thermometers

CTG861K1 14.4 V MicroLithium Color Display Cordless Temperature Gun

- Safe non-contact and contact temp options
- Temperature range: -58–1,832 °F (-50–1,000 °C)
- Records min, max and live readings
- Saturn circle sighting laser pointer
- Adjustable emissivity from 0.3–1.0
- Response time 500 mSec
- Alarm On/Off and Hi/Low
- 35-hour continuous run time
- High-contrast large color LCD display with backlight
- Kit includes tool, charger and (1) battery

Cordless Speakers

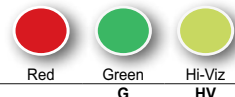
CTBTS9050 18 V MonsterLithium Bluetooth® Speaker

- Powered with Snap-on® 18 V batteries or 110 V AC power cord
- Approximately 18-hour run time on fully charged 18 V battery under typical-use conditions
- Two (2) 2.1 A USB ports
- Auxiliary jack for non-Bluetooth® devices
- Integrated headphone jack
- Rugged structural roll cage-designed frame
- Easy Bluetooth® pairing up to 100'
- Large convenient carry handle with textured soft grip
- Easy-to-operate controls
- Incoming call feature pauses audio when call is accepted
- Power-saving mode automatically puts unit in standby after five minutes of inactivity, saving battery charge



CTBTS9050

Colors Available



ADD SUFFIX TO STOCK NUMBER FOR SPECIAL COLORS

POWER MANAGEMENT



CTI8850
(battery sold separately)



CTMS8850
(battery sold separately)



CTC131



CTC123

Memory Savers/Power Inverters

CTMS8850 18 V Cordless Memory Saver

- Provides temporary power to a vehicle to keep all presets (radio, seats, etc.) intact while the vehicle is being serviced
- Features a flexible swiveling head and protective external fuse for maximum flexibility and hassle-free use
- 4-hour run time at 12 V, 1 A; 1-hour run time at 12 V, 4 A (max output)
- 5 V, 1 A USB output
- Protective external fuse

CTI8850 18 V Power Inverter

- 175 W cordless inverter
- 120 V AC power
- 5 V 1 A USB output
- Overload, short circuit and battery voltage protector
- Flexible rotating head
- Protective external fuse and cooling fan
- Provides 110 V AC power anywhere

Snap-on® Battery Chargers

CTC131 14.4 and 18 V Dual Bay Charger

- Dual bay: Charges 14.4 V MicroLithium and 18 V MonsterLithium batteries consecutively
- Integrated USB port: Charges phones and small electronic devices
- LED fuel gauge indicator: Indicates the state of the battery charge
- Low profile: Great for tool storage
- Wall mountable: Easy to hang for out-of-the-way use
- Heavy-duty cord with daisy chain plug: Allows other electronics to remain plugged in
- Two year warranty
- FCC, CE, BC, Square D marked
- Batteries sold separately

CTC123 14.4-18 V Multi-Bay Charger

- Simultaneously charges three batteries
- 1 A USB charger
- Low profile
- Fuel gauge indicator
- 500 W output
- 2 year warranty
- Charges 18 V MonsterLithium and 14.4 V MicroLithium batteries

USB Power Units

CTUSB761 14.4 V MicroLithium USB Power Unit

- Connects to battery for 5 V, 1 A output, up to two hours
- LED power indicator
- USB protective sliding cover
- Easy On/Off switch
- Use with CTB8172 and CTB8174 batteries
- Charges cell phones and other small electronic devices

CTUSB8850 Four-Port USB Device Charger

- Adaptor for 18 V MonsterLithium Ion battery pack
- Four-Port USB charging device
- (4) 5 V Outputs: 2 A, 1 A, .5 A, .5 A
- LED indicator for state of charge
- Ratcheting mountable USB head
- Eight-hour run time at 5 V/2 A with CTB185 battery
- Handy On/Off switch



CTUSB761



CTUSB8850



• Read safety precautions on pages W1 to W4

CORDLESS: CHARGERS AND BATTERIES



CTB185



CTB5172



CTB8172BK



CTB8174



CTB8185BK



CTB8187



CTB4147

Snap-on® Battery Packs

Stock No.	Type	Voltage	Style	Charge Time (minutes)	Use with
CTB185	Lithium Ion	18	Slide-On	90	Generic to All 18 V MonsterLithium Product
CTB5172	Ni-Cad	7.2	Stick	55	CTS561, CTS561CL, CT561,CTLED566
CTB8172BK	Lithium Ion	14.4	Tower	55	Generic to All 14.4 V MicroLithium Product
CTB8174	Lithium Ion	14.4	Tower	70	Generic to All 14.4 V MicroLithium Product
CTB8185BK	Lithium Ion	18	Slide-On	55	Generic to All 18 V MonsterLithium Product
CTB8187	Lithium Ion	18	Slide-On	90	Generic to All 18 V MonsterLithium Product
CTB4147	Ni-Cad	14.4	Slide-On	40	CDR4450, CT4110, CT4450, Lights
CTB4187A	Ni-Cad	18	Slide-On	40	CDR4850, CDR4850A, CDR6850, CGG4850, CT4850, CT4850HO, CT6850, CTRS4850, CTRS6850, Lights

CTB185 18 V 5 Ah Lithium Battery with Side Latch

- 18 V 5 Ah Lithium Ion Battery with a two side button latch mechanism

CTB8172BK 14.4 V MicroLithium Battery

- Small, compact lithium battery with twice the run time of the 7.2 V lithium battery
- 2.0 Ah and weighs only 12 oz; fits 14.4 V 761 Series and most 7.2 V 661 Series tools
- Fast 55-minute charge time
- 14.4 V 2.0 Ah high-capacity MicroLithium Battery (29 Wh)
- No memory effect, no self-discharge
- Glass-filled nylon housing for durability

CTB8174 14.4 V MicroLithium Battery

- 2.5 Ah and weighs just 12 oz; fits 14.4 V and most 7.2 V 661 Series tools
- Fast 70-minute charge time
- 14.4 V 2.5 Ah high-capacity MicroLithium Battery (36 Wh)
- No memory effect or self-discharge
- Glass-filled nylon housing for durability
- Operates on CTC772, CTC131 and CTC123 chargers

CTB8185BK 18 V MonsterLithium Slide-On Battery

- 18 V 4.0 Ah high-capacity lithium battery
- Fast 60-minute charge time
- No self-discharge
- Four-LED fuel gauge indicates battery and charger condition
- Operates on current CTC720 and CTC728 chargers
- No memory effect
- Glass-filled nylon housing for durability

CTB8187 18 V MonsterLithium Slide-On Battery

- 18 V 5.0 Ah high-capacity lithium battery (90 Wh)
- Fast 90-minute charge time
- No self-discharge
- Four-LED fuel gauge indicates battery and charger condition
- Operates on current CTC720, CTC123, CTC131 chargers
- No memory effect
- Glass-filled nylon housing for durability

CTB4147 14.4 V Ni-Cad Battery

- 14.4 V DC slide-on battery pack for Snap-on® CT4850 Series impact wrenches and CDR4850 Series drills

CTB4187A 18 V Slide-On Ni-Cad Battery Pack

- 18 V DC slide-on battery pack for Snap-on® CT4850 Series impact wrenches and CDR4850 Series drills

CORDLESS: CHARGERS AND BATTERIES



CTC123



CTC620



CTC720



CTC728



CTC772A



CTC131



CTBA418

Snap-on® Battery Chargers

Stock No.	Type	Applications
CTC123	14.4 and 18 V Multi-Bay Lithium Charger	CTB7172, CTB8172, CTB8174, CTB7185, CTB8185, CTB8187
CTC596	9.6 V Ni-Cad Charger	CTB517, CTB5196
CTC620	Dual-Chemistry Charger	CTB4145, CTB4147, CTB4185, CTB4187, CTB618, CTB6187
CTC720	18 V Lithium Charger	CTB7185, CTB8185 and CTB8187
CTC728	12 V DC Lithium Mobile Charger	CTB7185, CTB8185 and CTB8187
CTC772A	7.2 V/14.4 V Lithium Charger	CTB6172, CTB7172, CTB8172 and CTB8174
CTC131	14.4 and 18 V Dual Bay Charger	CTB7172, CTB8172, CTB8174, CTB7185, CTB8185, CTB8187

Batteries not included

CTBA418 Slide-On Battery Adaptor

- Adapts the CTB4185 Slide-On Battery to a post-style battery for use in older models of Snap-on® cordless power tools



• Read safety precautions on pages W1 to W4

CORDLESS: SCREWDRIVER ACCESSORIES



CTEXTSET



CTS561BITSET



CTS561HOLSTR



CTS561CHUCK

CTS561 Series Screwdriver Accessories

CTEXTSET 4 pc Quick-Change Extensions Set

- Includes CTEXT6 and CTEXT12 quick change extensions plus a T15 TORX® bit (1/4" shank) and a PHILLIPS® bit (power groove hex shank)
- Ideal companion to the CTS series screwdrivers where extended reach is needed

CTS561BITSET 23 pc 1/4" Drive Quick-Change Bit Set (Blue-Point®)

- For Snap-on® cordless screwdrivers, plus other power drivers
- Quick-change hex saves time changing bits
- Manufactured from industrial-grade tool steel
- Includes (22) bits (all 3" long), plus a 1/4" square drive (2" long)
- Includes PHILLIPS® bits #0, #1, #2; flat tip bits 5/32", 3/16", 7/16", 1/4", 9/32"; TORX® bits T10, T15, T20, T25, T27, T30, T40; hex bits 3/32", 7/64, 1/8", 5/32", 3/16", 7/32" and 1/4"
- Includes a storage case

CTS561HOLSTR Holster Bit Set

- Includes PHILLIPS® bits #0, #1, #2; flat tip bits 3/16, 7/32, 1/4"; and TORX® bits T15, T25
- Attaches to a belt to keep the bits close for ready use

CTS561CHUCK 1/4" Quick-Change Keyless Drill Chuck

- 1/4" hex shank for fast changeover
- Compact size improves access and visibility of the drilling surface
- 1/4" chuck capacity provides convenience for small jobs
- 1/32–1/4" drill capacity
- Used for light duty, small holes in metal and wood

CTEXT12 12" Quick-Change Extension

- For rotary power tools
- Ideal companion to the CTS561 and CTS561CL Series screwdrivers where extended reach is needed
- Accepts all worldwide industrial standards for hex shanks
- Hardened extension directly transfers rotary power without a loss of torque
- Hex design eliminates slippage and optimizes power
- Hex lock mechanism is better than magnet styles and holds the accessories unit until released
- Maximum RPM: 2,500
- Torque rate: 167 in-lb

CTEXT6 6" Quick-Change Extension

- For rotary power tools
- Ideal companion to the CTS561 and CTS561CL Series screwdrivers where extended reach is needed
- Accepts all worldwide industrial standards for hex shanks
- Hardened extension directly transfers rotary power without a loss of torque
- Hex design eliminates slippage and optimizes power
- Hex lock mechanism is better than magnet styles and holds the accessories unit until released
- Maximum RPM: 2,500
- Torque rate: 167 in-lb

ELECTRIC: POLISHER/ENGRAVER



ETB1580B



GA236C

Polisher

ETB1580B 7" Variable-Speed Polisher (Blue-Point®)

- Six-position speed setting allows the user to dial in the desired speed
- Soft-start trigger for increased control
- Push-button spindle lock for quick and easy pad changes
- Polishes and details autos, trucks and boats

Engravers

GA236C Engraver (Blue-Point®)

- Marks all materials
- Includes 3 mm tungsten carbide tip
- Nine-position stroke adjustment to control engraving depth
- Soft-coated housing provides better comfort and handling
- None-position stroke adjustment to control the engraving depth
- Super-smooth action is ideal for precision engraving


GA236C1 Tungsten Carbide Tip (Blue-Point®)

- 3 mm tungsten carbide tip

GA236-32 Diamond Tip

- Optional heavy-duty tip

AIR TOOLS



WORLD CLASS POWER, COMFORT AND ACCESSIBILITY. THAT'S WHAT MAKES OUR AIR TOOLS THE GO-TO SOLUTION FOR PROFESSIONALS. IN ADDITION TO PROVIDING OPTIMUM BALANCE AND CONTROL, THEIR COMPACT DESIGN LETS YOU REACH TIGHT SPOTS OTHER AIR TOOLS CAN'T. AND SPORTING THE SNAP-ON® NAMEPLATE, THEY'RE AS RUGGED AND DEPENDABLE AS YOU WOULD EXPECT.

**YOU CAN FEEL
THE ADDED
PRODUCTIVITY
IN THE AIR.**

From compact air ratchets that deliver speed and efficiency to heavy-duty impact wrenches that are built tough for large vehicles and equipment, our air tools get the job done. Even in tight spaces, thanks to features like extended reach, angle access and a compact design.

AIR: QUICK REFERENCE CHART

Impact Wrenches

Stock No.	Drive Size, inches (mm)	Maximum Torque, ft-lb (N•m)	Free Speed, RPM	Blows Per Minute, BPM	Air Consumption, Free Speed, CFM (SCFM) [l/min]	Vibration Level, m/s ²	Sound Level dB(A) Pressure	Length, inches (mm)	Weight, lb (kg)
PT1800A	1 (25)	1,800 (2,440)	6,500	800	6.7	12.4	103	15	16.1 (7.3)
PT1800AL	1 (25)	1,800 (2,440)	6,500	800	6.7	12.4	103	19	17 (7.7)
PT2500	1 (25)	2,500 (3,390)	4,600	800	6.9	12.4	103	17-1/8 (433)	30.36 (13.76)
PT2500L	1 (25)	2,500 (3,390)	4,600	800	6.9	12.4	103	24-3/8 (615)	30.36 (13.76)
AT1300B	1 (25)	2,000 (2,712)	5,000	—	10.8 (—) [305.82]	12.01	108.9	13.59 (345)	23.18 (10.50)
AT1300BL†	1 (25)	2,000 (2,712)	5,000	—	10.8 (—) [305.82]	10.66	108.9	19.53 (496)	26.90 (12.20)
MG1250†	3/4 (19)	1,250 (1,694)	6,200	1,050	6.4 (46) [181]	10.38	99.8	8 (203)	8.1 (3.6)
MG1250L†	3/4 (19)	1,250 (1,694)	6,200	1,050	6.4 (46) [181]	10.38	99.8	10.5 (266)	8.6 (3.99)
MG1250XL†	3/4 (19)	1,250 (1,694)	6,200	1,050	6.4 (46) [181]	10.38	99.8	14.5 (368)	9.5 (4.1)
MG1250P†	3/4 (19)	1,250 (1,694)	6,200	1,050	6.4 (46) [181]	10.38	99.8	8 (203)	8.1 (3.6)
AT670†	3/4 (19)	1,050 (1,423)	6,700 (F), 6,900 (R)	1,050	5.6 (40) [159]	2.44	99	8.5 (215)	7.5 (3.44)
MG725A	1/2 (13)	810 (1,098)	9,800	1,270	5.2 (37) [147]	5.1	102.5	7.7 (194)	4.8 (2.2)
PT850	1/2 (13)	1,190 (1,613)	9,200	1,270	4.1	8.2	98.1	7.2 (18.3)	4.2 (1.9)
PT850L	1/2	810 (1,098)	9,200	1,270	4.1	8.2	98.1	7.2 (18.3)	4.2 (1.9)
PT850P	1/2	—	9,200	1,270	4.1	8.2	98.1	7.2 (18.3)	4.2 (1.9)
MG3255†	1/2 (13)	325 (440)	10,700	1,400	4 (28) [113]	4.5	99.1	6.1 (155)	2.8 (1.3)
MG3255L†	1/2 (13)	325 (440)	10,700	1,400	4 (28) [113]	4.5	99.1	7.6 (193)	2.9 (1.3)
MG3255P†	1/2 (13)	325 (440)	10,700	1,400	4 (28) [113]	4.5	99.1	6.1 (162)	2.8 (1.3)
MG3255LP†	1/2 (13)	325 (440)	10,700	1,400	4 (28) [113]	99.1	4.5	7.6 (193)	2.9 (1.3)
AT5500†	1/2 (13)	550 (745)	7,400	1,200	4.2 (30) [118.9]	4.0	94	7.9 (20)	6.4 (2.9)
AT5500T	1/2 (13)	550 (745)	9,000	1,200	4.2 (30) [119]	4.0	94	5.9 (150)	5.0 (2.29)
AT570†	1/2 (13)	570 (773)	6,900 (F), 7,000 (R)	1,050	5.0 (36) [142] (F), 5.3 (38) [150] (R)	6.08	95	7.24 (184)	4.08 (1.87)
AT2550	1/2 (13)	300 (406)	10,000	1,500	4.3 (—) [121.76]	—	102	4.29 (109)	2.96 (1.34)
AT1050	1/2 (13)	190 (257)	4,150	1,950	3.7 (—) [104.77]	8.2	94.4	13.15 (334)	3.47 (1.574)
MG325†	3/8 (10)	325 (440)	10,700	1,400	4 (28) [113]	4.5	99.1	6.1 (155)	2.8 (1.3)
MG325P†	3/8 (10)	325 (440)	10,700	1,400	4 (28) [113]	4.5	99.1	6.1 (155)	2.8 (1.3)
AT370†	3/8 (10)	320 (434)	9,000 (F), 9,500 (R)	1,050	4.4 (326) [125] (F), 4.7 (34) [133] (R)	3.25	92	6.3 (160)	2.62 (1.19)
AT380A†	3/8 (10)	175 (230)	8,700	1,680	3.9 (28) [111]	3.5	94	6.5 (165)	3.0 (1.36)
AT1038	3/8 (10)	190 (257)	4,150	1,950	3.7 (—) [104.77]	8.2	94.4	13.15 (334)	3.47 (1.574)
AT2538	3/8 (10)	275 (373)	9,000	1,500	4.3 (—)	8.6	100	4.29 (109)	2.96 (1.34)
AT351†	3/8 (10)	175 (237)	9,700	1,200	2.5 (18) [71]	3.09	96.6	7.6 (194)	2.5 (1.2)
AT235MCA†	1/4 (6)	25 (34)	13,000	2,900	1.67 (12) [47]	<2.5	95.1	6.2 (158)	1.4 (.64)

† C E

Air Ratchets

Stock No.	Drive Size, inches (mm)	Maximum Torque, ft-lb (N•m)	Free Speed, RPM	Air Consumption, Free Speed, CFM (SCFM) [l/min]	Vibration Level, m/s ²	Sound Level dB(A) Pressure	Length, inches (mm)	Weight, lb (kg)
AT705B†	1/2 (13)	5–50 (6–68)	150	3.0 (22) [85]	8.7	89	10.7 (273)	2.5 (1.14)
FAR2505†	3/8 (10)	0–35 (0–47)	225	1.7 (11) [48]	2.5	84	7.8 (198)	1.4 (.6)
PTR72	3/8 (10)	70 (95)	275	4.5 (32) [127]	5.2	92.9	12.1 (308)	2.9 (1.3)
PTR2505	3/8 (10)	0–35 (0–47)	225	1.7 (11) [48]	2.5	84	7.8 (197)	1.4 (.6)
AT700F†	3/8 (10)	45 (61)	165	3.0 (22) [85]	8.7	89	10.1 (257)	2.5 (1.14)
FAR2500†	1/4 (6)	0–35 (0–47)	225	1.7 (11) [48]	2.5	84	7.8 (197)	1.4 (.6)
AT200D†	1/4 (6)	25 (34)	230	1.4 (10) [40]	3.3	85	8.7 (222)	1.1 (.50)
AT204A†	1/4 (6)	30 (40.6)	350	3.5 (25) [99]	3.6	94	5.12 (130)	1.05 (.48)
PTR2500	1/4 (6)	0–35 (0–47)	225	1.7 (11) [48]	2.5	84	7.8 (197)	1.4 (.6)

† C E

Drills

Stock No.	Chuck Size, inches (mm)	Rated Power, HP (kW)	Torque Range, in-lb (N•m)	Free Speed, RPM	Air Consumption, Free Speed, CFM (SCFM) [l/min]	Vibration Level, m/s ²	Sound Pressure Level, dB(A)	Length, inches (mm)	Weight, lb (kg)
AT184†	5/16 (8)	0.32 (.65)	—	0–1,000/0–1,800	8.4 (60) [238]	<1.0	84	7.9 (201)	3.1 (1.4)
PDR5000A†	1/2 (13)	0.45 (.33)	0–300 (0–34)	450	3.8 (27) [108]	0.9	82.6	8.7 (222)	3 (1.3)
PDR5001	1/2 (13)	.45 (.33)	0–300 (0–340)	450	3.8 (27) [108]	.9	80	8.7 (222)	3 (1.3)
PDR3000A†	3/8 (10)	0.45 (.33)	0–50 (0–6.0)	2,500	3.5 (25) [99]	3.0	79.7	7 (178)	2.2 (1)
PDR3001	3/8" (10)	.45 (.33)	0–50 (0–6.0)	2,500	3.8 (27) [100]	3.5	95.2	7 (178)	2.2 (1)
AT3000†	3/8 (10)	0.45 (.33)	0–40 (0–4.5)	1,675	3.5 (25) [95]	<2.5	82	7.6 (194)	3.2 (1.4)
AT811†	3/8 (10)	0.45 (.33)	0–55 (0–6)	1,320	3.4 (24) [95]	<.8	110	8.2 (208)	2.2 (1)
AT801MCA†	1/4 (6)	0.25 (.19)	0–18 (0–2.0)	1,800	1.9 (13.6) [53.8]	<2.5	96.4	7.2 (183)	1.5 (0.68)

† C E

Grinders (Blue-Point®)

Stock No.	Disc Size, Dia., inches (mm)	Rated Power, HP (kW)	Free Speed, RPM	Air Consumption, Free Speed, CFM (SCFM) [l/min]	Vibration Level, m/s ²	Sound Level dB(A) Pressure	Length, inches (mm)	Weight, lb (kg)
AT415B* †	4-1/2 (102)	0.86 (.64)	12,000	3.2 (23) [91]	5.1	87	10 (254)	4.2 (1.9)

Blue-Point®
† C €

Heavy-Duty Air Hammers (Blue-Point®)

Stock No.	Bore Diameter, inches (mm)	Blows Per Minute, BPM	Piston Stroke, inches (mm)	Shank Opening, inches (mm)	Air Consumption, Free Speed, CFM (SCFM) [l/min]	Vibration Level, m/s ²	Sound Pressure Level, dB(A)	Length, inches (mm)	Weight, lb (kg)
PH3050BR	3/4 (19)	2,500	3 (76)	0.401 (10.1)	2.1 (14) [59]	2.8	91.4	9.0 (228)	5.9 (2.7)
AT2050 †	3/4 (19)	3,400	2.75 (70)	0.401 (10.1)	2.5 (18) [71]	8.6	99	7.4 (187)	4.6 (2.1)

† C €

Die Grinders

Stock No.	Collet Size, inches	Rated Power, HP (kW)	Free Speed, RPM	Air Consumption, Free Speed, CFM (SCFM) [l/min]	Vibration Level, m/s ²	Sound Level dB(A) Pressure	Length, inches (mm)	Weight, lb (kg)
PTGR100 ‡	1/4	0.3 (.2)	25,000	1.7 (11) [48]	3.2	83.3	6.1 (155)	1 (0.4)
PTGR110 ‡	1/4	0.3 (.2)	25,000	1.7 (11) [48]	6.3	85.9	5.75 (146)	1.2 (0.5)
PTGR200	1/4	.5 (.3)	23,000	3.2 (23)	2	85.1	6.9 (175)	1.2 (.5)
PTGR205	1/4	.5 (.3)	23,000	3.2 (23)	3	85.9	10.9 (276)	2.1 (.95)
PTGR210	1/4	.5 (.3)	23,000	3.2 (23)	5.2	86	64 (162)	1.4 (.63)
AT115 †	1/4	0.45 (.33)	22,000	4 (29) [113]	<2.5	95	6.5 (165)	1.3 (.61)
AT105 †	1/4	0.45 (.33)	22,000	4 (29) [113]	<2.5	102	6.5 (165)	1.3 (.61)
AT109 †	1/4	0.2 (.15)	20,000	2.1 (15) [59]	2.5	93	5.5 (140)	1.1 (.50)
AT118 †	1/4	0.2 (.15)	20,000	4.0 (29) [113]	2.5	93	5.5 (140)	1.1 (.50)
AT119 †	1/4	0.2 (.15)	20,000	3 (15) [59]	<6.92	100	1.1 (50)	6.81 (173)
AT116 †	1/4	0.2 (.15)	20,000	3 (15) [59]	3	100	6.5 (165)	1.1 (50)
AT120L †	1/4 (6.35)	0.22 (.164)	23,000	3 (22) [85]	1.83	77	11.02 (280)	1.45 (.66)
AT120LRA †	1/4 (6.35)	0.45 (.335)	18,000	3.3 (24) [93.4]	1.83	79	11.25 (285)	1.63 (.74)
AT1070A †	1/8	—	75,000	1 (7) [28]	2.0	72	5.3 (135)	.55 (0.25)
AT1070RA †	1/8	—	75,000	1 (7) [28]	2.0	72	5.9 (150)	.46 (0.21)

*See page 562 for AT109DGK Die Grinder Kit specifications.

† C €

Orbital and Geared Sanders

Stock No.	Pad/Disc Size, Dia., inches (mm)	Style	Rated Power, HP (kW)	Free Speed, RPM	Spindle Thread, inches	Air Consumption, Free Speed, CFM (SCFM) [l/min]	Vibration Level, m/s ²	Sound Level dB(A) Pressure	Length, inches (mm)	Weight, lb (kg)
PSO4525	5 (127)	Orbital	.25 (.19)	12,000	1/4"-20	2 (14)	2.3	75.3	5 (127)	1.7 (.77)
PSO4625	6 (152)	Orbital	.25 (.19)	12,000	1/4"-20	2 (14)	2.3	75.3	6 (152)	2.2 (1)
PSOF4625 †	6 (152)	Orbital Finishing	.25 (.19)	12,000	1/4"-20	2 (14)	2.1	74.9	6 (152)	2.4 (1.1)
PSOF4325 †	3	Orbital Finishing	.25 (.19)	12,000	1/4"-20	2 (14)	2.1	74.9	3 (76)	1.44 (.65)
AT408 †	8 (203)	Geared (NV)	0.5 (.37)	850	5/16"-24	5 (36) [142]	3.7	87	11 (281)	4.8 (2.18)
AT411A †	6 (152)	Dual Action	0.5 (.37)	10,000	5/16"-18 UNC	5 (36) [142]	3.7	79	8 (203)	4.7 (2.14)
AT425R †	5 (127)	Reversible Hi-Speed	0.45 (.33)	13,000	7/16"-20 UNC	4.3 (31) [122]	<0.8	93	5.3 (135)	2.8 (1.28)
AT406C †	6 (152)	Orbital	.25 (.19)	12,000	5/16"-24	2.5 (18) [71]	2.8	85	8.6 (21.9)	1.5 (0.7)
AT475A †	2-3/4 x 17-1/2	Inline	—	1,800	—	2.3 (17) [65]	14.9	87	16 (406)	6.8 (3.09)
AT401MCA †	3 (76)	Micro Surface Prep	0.25 (.19)	15,000	1/4"-20	2.1 (15) [59]	<2.5	84	4.7 (119)	0.97 (0.44)
AT402MCA †	3 (76)	Micro Sander	0.25 (.19)	15,000	5/16"-24 UNF	2.1 (15) [59]	<2.5	84	5.2 (133)	1.1 (.50)
AT403MCA †	3 (76.2)	Micro Polisher	0.25 (.19)	6,000	5/16"-24 UNF	2.2 (16) [62]	<2.5	86	5.6 (143)	1.3 (0.60)
AT450DP †	7 (177)	Vertical Polisher	0.7	2,500	5/8-11	3.6	9	—	16 (406)	4.95 (2.25)
PTGR280 ‡	—	Material Removal Tool	0.45 (.33)	3,500	—	4 (28) [113]	2.8	85	12 (304)	2.4 (1.09)
PSG4645	6 (152)	Geared (NV)	0.42 (.33)	1,000	3/8	3 (21.7) [85]	5.9	80	11 (281)	3.7 (1.70)
PSG4645V	6 (152)	Geared (V)	0.42 (.33)	1,000	3/8	3 (21.7) [85]	5.9	80	11 (281)	3.7 (1.70)
PSG4845	8 (203)	Geared (NV)	0.42 (.33)	1,000	3/8	3 (21.7) [85]	5.9	80	11 (281)	4 (1.82)
PSG4845V	8 (203)	Geared (V)	0.42 (.33)	1,000	3/8	3 (21.7) [85]	5.9	80	11 (281)	4 (1.82)
PSDF4600	6 (152)	Dual-Function	—	1200	—	3 (22) [85]	4.7	—	11 (281)	3.7 (1.70)
PSDF4600V	6 (152)	Dual-Function	—	1200	—	3 (22) [85]	4.7	—	11 (281)	3.7 (1.70)

† C €



- † These products can expose you to chemicals which are known to the state of California to cause cancer and reproductive harm. See pages 906-907 for details.
- Read and follow safety messages for each type of Air Tool on the following pages and the safety precautions on pages W1 to W4

AIR: QUICK REFERENCE

Cut-Off Tools

Stock No.	Wheel Size, inches (mm)	Rated Power, HP (kW)	Free Speed, RPM	Air Consumption, Free Speed, CFM (SCFM) [l/min]	Vibration Level, m/s ²	Sound Level dB(A) Pressure	Length, inches (mm)	Weight, lb (kg)
PTC430	3 (76)	1.0 (.75)	25,000	4.17 (23) [90]	6.92	87	7.5 (190)	1.9 (.86)
PTC490	4 (102)	1.0 (0.75)	12,000	4.17 (23) [90]	3.41	87.8	9.3 (236)	3 (1.3)
AT154RA*	4 (102)	0.7 (0.5)	13,000	3.1 (22) [87]	3.07	85	14.3 (365)	3.3 (1.5)
AT157R*	3 (76)	0.45 (.33)	20,000	3.5 (25) [99]	<3.8	100	7.3 (185)	1.9 (.86)
AT153	3 (76)	0.5 (0.37)	17,000	3.5 (24) [99.1]	<2.86	85	7.3 (185)	3.3 (1.5)

*Blue-Point®
CE

Reciprocating Saws

Stock No.	Free Speed, SPM	Air Consumption, Free Speed, CFM (SCFM) [l/min]	Vibration Level, m/s ²	Sound Level dB(A) Pressure	Length, inches (mm)	Weight, lb (kg)
PTRS1000	10,000	1.0 (8.5) [—]	2.99	87.1	7.9 (203)	1.4 (0.67)
AT192A	11,000	1.0 (7) [28]	10.1	94.0	9.3 (235)	1.75 (0.80)
AT194A	8,250	0.7 (5) [20]	<6.6	87	6.7 (175)	1 (0.45)

CE

AIR: 1" DRIVE IMPACT WRENCHES



PT1800A



PT2500



8" Long Anvil (L)

1" Drive Heavy-Duty Impact Wrenches

Specifications	PT1800A	PT1800AL	PT2500	PT2500L
Drive Size, inches (mm)	1 (25)	1 (25)	1 (25)	1 (25)
Maximum Torque, ft-lb (N•m)	1,800 (2,440)	1,800 (2,440)	2,500 (3,390)	2,500 (3,390)
Free Speed, RPM	6,500	6,500	4,600	4,600
Blows Per Minute	800	800	800	800
Extended Anvil Length, inches (mm)	—	6 (152)	—	8 (203)
Anvil Type	Friction Ring w/ Thru Hole	Friction Ring w/ Thru Hole	Friction Ring w/ Thru Hole	Friction Ring w/ Thru Hole
Air Consumption, CFM	6.7	6.7	6.9	6.9
Air Inlet Thread Size	1/2" NPT	1/2" NPT	1/2" NPT	1/2" NPT
Recommended Hose Size, inches (mm)	1/2 (13)	1/2 (13)	1/2 (13)	1/2 (13)
Vibration Level, m/s ²	12.4	12.4	12.4	12.4
Sound Level Pressure, dB(A)	103	103	103	103
Length, inches (mm)	15	19	17-1/8 (433)	24-3/8 (615)
Weight, lb (kg)	16.1 (7.3)	17 (7.7)	30.36 (13.76)	30.36 (13.76)

Wrench suffix: L = Long anvil. Standard anvil for applications where frequent socket change is required. Long anvil for tight applications that require extra reach.

PT1800A 1" Heavy-Duty Impact Wrench

- Lightweight design (16 lb)
- Powerful 1,800 ft-lb of torque output
- Three-speed forward and full-power reverse
- Padded ergonomic side handle for comfortable use
- Rubber nose bumper for tool durability and work piece protection
- Side-directed (reversible) exhaust for cleaner work
- Hard-hitting and durable twin hammer impact mechanism

PT1800AL 1" Heavy-Duty Long Anvil Impact Wrench

PT2500 1" Heavy-Duty Impact Wrench

- Twin hammer for durability
- Powerful 2,500 ft-lb of torque output
- 3-speed forward and full power reverse
- Padded ergonomic side handle for comfortable use
- Aluminum housing

PT2500L 1" Heavy-Duty 8" Long Anvil Impact Wrench

AIR: 3/4" DRIVE IMPACT WRENCHES (Blue-Point®)

1" Drive Heavy-Duty (Blue-Point®)

EU/CE—DE, ES, FR, IT, NL, UK (all models)

1" Drive Impact Wrench (Blue-Point®)

- Durable and powerful pin-less clutch mechanism
- Ergonomic housing design with a steel protector ring
- High-performance motor maximizes output torque
- Side-mounted handle for better operator control
- Optional internal/external trigger set
- Three forward and three reverse speeds
- One year warranty

Specifications	AT1300B	AT1300BL
Drive Size, inches (mm)	1 (25)	1 (25)
Maximum Torque, ft-lb (N•m)	2,000 (2,712)	2,000 (2,712)
Free Speed, RPM	5,000	5,000
Anvil Type	Friction Ring w/Thru Hole	Friction Ring w/Thru Hole
Air Consumption, Free Speed, CFM (SCFM) [l/min]	10.8 (—) [305.82]	10.8 (—) [305.82]
Air Inlet Thread Size	1/2" - 14 NPT	1/2" - 14 NPT
Recommended Hose Size, inches (mm)	1/2 (13)	1/2 (13)
Vibration Level, m/s ²	12.01	10.66
Sound Level dB(A) Pressure	108.9	108.9
Length, inches (mm)	13.59 (345)	19.53 (496)
Weight, lb (kg)	23.18 (10.50)	26.90 (12.20)

Impact wrench suffix: L = Long anvil. Standard anvil for applications where frequent socket change is required. Long anvil for tight applications that require extra reach.

CE



AT1300B



AT1300BL

AIR: 3/4" DRIVE IMPACT WRENCHES



Thru-Hole Anvil (P)



3" Long Anvil (L)



6" Extra-Long Anvil (XL)



MG1250

3/4" Drive Super-Duty

EU/CE—DE, ES, FR, IT, NL, UK (all models)

Specifications	MG1250
Drive Size, inches (mm)	3/4 (19)
Maximum Torque, ft-lb (N•m)	1,250 (1,694)
Free Speed, RPM	6,200
Blows Per Minute, BPM	1,050
Anvil Type	Friction Ring
Air Consumption, Free Speed, CFM (SCFM) [l/min]	6.4 (46) [181]
Air Inlet Thread Size	3/8"-18 NPT
Recommended Hose Size, inches (mm)	3/8 (10)
Vibration Level, m/s ²	10.38
Sound Level dB(A) Pressure	99.8
Length, inches (mm)	8 (203)
Weight, lb (kg)	8.1 (3.6)
Vinyl Boot	MG1200BOOT

Impact wrench suffix: L = Long anvil. Standard anvil for applications where frequent socket change is required. Long anvil for tight applications that require extra reach.

CE

3/4" Drive Heavy-Duty Air Impact Wrench

- 1,250 ft-lb of torque
- Six-vane rotor for faster motor start-up
- Twin-hammer impact mechanism and sealed-in oil bath lubrication provide durability and a longer tool life
- Lightweight one-piece housing cuts tool weight to a mere 8.1 lb for superior control and less user fatigue
- Anvil stop feature prevents the anvil from throwing sockets and fasteners after releasing the trigger
- One-handed reverse button for easy operation
- Two year warranty

MG1250L 3/4" Drive Heavy-Duty Long Anvil

Magnesium Air Impact Wrench

MG1250XL 3/4" Drive Heavy-Duty Extra-Long Anvil

Magnesium Air Impact Wrench

MG1250P 3/4" Drive Heavy-Duty Pinned Anvil

Magnesium Air Impact Wrench

Colors Available



ADD SUFFIX TO STOCK NUMBER FOR SPECIAL COLORS



- Use only impact sockets and accessories with impact wrenches
- Read safety precautions on pages W1 to W4

AIR: 3/4" DRIVE IMPACT WRENCHES (Blue-Point®)



AT670



6" Long Anvil (L)

3/4" Drive Heavy-Duty (Blue-Point®)

Specifications	AT670
Drive Size, inches (mm)	3/4 (19)
Maximum Torque, ft-lb (N•m)	1,050 (1,423)
Free Speed, RPM	6,700 (F), 6,900 (R)
Blows Per Minute, BPM	1,050
Anvil Type	Friction Ring
Air Consumption, Free Speed, CFM (SCFM) [l/min]	5.6 (40) [159]
Air Inlet Thread Size	3/8"-18 NPT
Recommended Hose Size, inches (mm)	3/8 (10) ID min.
Vibration Level, m/s ²	2.44
Sound Level dB(A) Pressure	99
Length, inches (mm)	8.5 (215)
Weight, lb (kg)	7.5 (3.44)

Impact wrench suffix: L = Long anvil. Standard anvil for applications where frequent socket change is required. Long anvil for tight applications that require extra reach.

CE

AT670 3/4" Drive Impact Wrench (Blue-Point®)

- Lightweight composite housing with an aluminum nose
- Three-position thumb-operated forward/reverse lever
- Exhaust is released through the bottom of the handle, away from the work area
- Twin-hammer mechanism

AIR: 1/2" DRIVE IMPACT WRENCHES



MG725A

Colors Available



Red Green Hi-Viz
G HV
ADD SUFFIX TO STOCK NUMBER
FOR SPECIAL COLORS

1/2" Drive Heavy-Duty Impact Wrench

Snap-on's most powerful impact wrenches
EU/CE—DE, ES, FR, IT, NL, UK (all models)

Specifications	MG725A
Drive Size, inches (mm)	1/2 (13)
Maximum Torque, ft-lb (N•m)	810 (1,098)
Free Speed, RPM	9,800
Blows Per Minute, BPM	1,270
Anvil Type	Friction Ring
Air Consumption, Free Speed, CFM (SCFM) [l/min]	5.2 (37) [147]
Air Inlet Thread Size	1/4"-18 NPT
Recommended Hose Size, inches (mm)	3/8 (10)
Vibration Level, m/s ²	5.1
Sound Level dB(A) Pressure	102.5
Length, inches (mm)	7.7 (194)
Weight, lb (kg)	4.8 (2.2)
Vinyl Boot	MG725BOOT

MG725A 1/2" Drive Heavy-Duty Air Impact Wrench

- 810 ft-lb of working torque
- Faster motor start-up and greater performance with more torque
- Balanced design for superior control with less fatigue
- Patented cushion grip reduces vibration
- Patented tip valve trigger provides greater tool control
- Anvil stops with release of the trigger to prevent throwing of fasteners
- Cushion-grip trigger button delivers improved comfort and control
- Easy turn regulator for convenient speed control
- Weighs 4.8 lb (2.2 kg)
- Two-year warranty

AIR: 1/2" DRIVE IMPACT WRENCHES

1/2" Drive Heavy-Duty Impact Wrench

Snap-on's most powerful impact wrenches
EU/CE—DE, ES, FR, IT, NL, UK (all models)

Specifications	PT850
Drive Size, inches (mm)	1/2 (13)
Maximum Torque, ft-lb (N•m)	1,190 (1,613)
RPM Free Speed	9,200
Blows Per Minute	1,270
Air Consumption Working, CFM	4.1
Anvil Type	Friction Ring
Air Inlet Thread Size	1/4"-18 NPT
Air Supply Hose Size, inches (mm) ID	3/8 (9.5)
Sound Power Level (A), dB	109.7
Vibration Level, m/s ²	8.2
Length, inches (mm)	7.2 (18.3)
Weight, lb (kg)	4.2 (1.9)

Impact wrench suffix: L = Long anvil. Standard anvil for applications where frequent socket change is required. Long anvil for tight applications that require extra reach.

PT850 1/2" Drive Air Impact Wrench

- 1,190 ft-lb of bolt breakaway torque
- 1,270 BPM
- 9,200 RPM free speed
- Cushion grip handle
- Slow anvil start-up
- Balanced ergonomic design
- One-handed forward/reverse bar
- Large dial-type regulator knob



PT850

Colors Available



	Red	Green	Hi-Viz
	G	HV	
Pinned Anvil	P	PG	PHV
Long Anvil	L	LG	LHV
Hard Handle	H	HG	HHV

ADD SUFFIX TO STOCK NUMBER
FOR SPECIAL COLORS

- Forged aircraft-grade 7050 aluminum nose
- Forged anvil, frame and hammers for a long tool life
- 810 ft-lb of torque

PT850L 1/2" Drive Air Impact (Long Anvil)

PT850P 1/2" Drive Air Impact (Pinned Anvil)

PT850H 1/2" Drive Air Impact with Hard Handle

1/2" Drive Impact Wrenches

Specifications	MG3255
Drive Size, inches (mm)	1/2 (13)
Maximum Torque, ft-lb (N•m)	325 (440)
Free Speed, RPM	10,700
Blows Per Minute, BPM	1,400
Anvil Type	Friction Ring
Air Consumption, Free Speed, CFM (SCFM) [l/min]	4 (28) [113]
Air Inlet Thread Size	1/4"-18 NPT
Recommended Hose Size, inches (mm)	3/8 (10)
Vibration Level, m/s ²	4.5
Sound Pressure Level, dB(A)	99.1
Length, inches (mm)	6.1 (155)
Weight, lb (kg)	2.8 (1.3)
Vinyl Boot	MG3255BOOT
Warranty	2 Year

MG3255 1/2" Drive Air Impact Wrench

- Compact size; great for working in restricted access areas
- Same features as MG325, except for a 1/2" drive anvil
- Gets the job done faster with less user fatigue
- Balanced and lightweight; 1 pc machined magnesium housing
- 425 ft-lb of bolt breakaway torque
- High torque to remove stubborn fasteners
- 10,700 RPM
- Superior control
- Faster bolt removal
- Anvil stop feature



MG3255



Pinned Anvil (P)

Long Anvil (L)



Long Pinned Anvil (LP)

- Slim-style nose
- Patented field-replaceable cushion grip
- Continuous oil bath lubrication
- 8-vane rotor and twin hammer impact mechanism
- Protective boot and muffler kit included
- One-handed forward/reverse lever and cushion grip
- 325 ft-lb of torque output to remove stubborn fasteners
- Weighs 2.8 lb

MG3255L 1/2" Drive Long Anvil Air Impact Wrench

MG3255LP 1/2" Drive Long Pinned Anvil Air Impact Wrench

MG3255P 1/2" Drive Pinned Anvil Air Impact Wrench



- Use only impact sockets and accessories with impact wrenches
- Read safety precautions on pages W1 to W4

AIR: 1/2" DRIVE IMPACT WRENCHES (Blue-Point®)



AT570



AT5500



AT5500T

1/2" Drive Impact Wrench (Blue-Point®)

EU/CE – DE, ES, FR, IT, NL, UK (all models)

Specifications	AT5500 †	AT570 †	AT5500T
Drive Size, inches (mm)	1/2 (13)	1/2 (13)	1/2 (13)
Maximum Torque, ft-lb (N•m)	550 (745)	570 (773)	550 (745)
Free Speed, RPM	7,400	6,900 (F), 7,000 (R)	9,000
Blows Per Minute, BPM	1,200	1,050	1,200
Anvil Type	Friction Ring	Friction Ring	Friction Ring
Air Consumption, Free Speed, CFM (SCFM) [l/min]	4.2 (30) [118.9]	5.0 (36) [142] (F), 5.3 (38) [150] (R)	4.2 (30) [119]
Air Inlet Thread Size	1/4"-18 NPT	1/4"-18 NPT	1/4"-18 NPT
Recommended Hose Size, inches (mm)	3/8 (10)	3/8 (10)	3/8 (10)
Vibration Level, m/s ²	4.0	95	4.0
Sound Level dB(A) Pressure	94	6.08	94
Length, inches (mm)	7.9 (20)	7.24 (184)	5.9 (150)
Weight, lb (kg)	6.4 (2.9)	4.08 (1.87)	5.0 (2.29)
Vinyl Boot	AT5500BOOT	AT570BOOT	AT5500TBOOT

CE

AT5500 1/2" Drive Impact Wrench (Blue-Point®)

- 550 ft-lb of torque, 7,400 RPM, 1,200 BPM
- Built-in five-position adjustable air regulator plus a variable-speed trigger for maximum user control
- Twin-hammer impact mechanism is designed to hit hard yet offer tool longevity
- Ball-bearing-mounted motor creates a smooth running operation for longer tool life
- 1 pc aluminum housing provides a durable tool
- Tapered nose increases accessibility to confined areas
- Inlet filter screens out dirt and grit; easy-to-remove filter for cleaning
- One year limited warranty

AT570 1/2" Drive Impact Wrench (Blue-Point®)

- Used on automotive and truck fasteners
- Shot-peen anvils for improved durability
- Reverse-bias motor provides additional torque
- Three-position regulator to control power
- One-handed forward/reverse lever for user convenience
- Composite housing with an aluminum nose combine to deliver a durable, lightweight and balanced unit
- Twin-hammer impact mechanism delivers hard-hitting blows to quickly remove stubborn fasteners

AT5500T 1/2" Drive Tight-Access Impact Wrench (Blue-Point®)

- 550 ft-lb of torque, 9,000 RPM, 1,200 BPM
- Compact and lightweight for reduced user fatigue
- Twin-hammer impact mechanism hits harder and delivers increased tool longevity
- Polished aluminum housing is durable and easy to clean
- Ball-bearing-mounted motor for smooth running operation
- Removable brass inlet filter protects the tool from grit and debris
- Large forward/reverse lever for one-handed operation

AIR: 1/2" DRIVE IMPACT WRENCHES (Blue-Point®)

1/2" Drive Impact Wrench (Blue-Point®)

EU/CE – DE, ES, FR, IT, NL, UK (all models)

Specifications	AT2550
Air Consumption, CFM (SCFM) [l/min]	4.3 (—) [121.76]
Square Drive, inches (mm)	1/2 (13)
Max Torque, ft-lb (N•m)	300 (406)
Free Speed, RPM	10,000
Blows Per Minute, BPM	1,500
Recommended Air Pressure, PSI (Bar)	90 (6.2)
Sound Level dB(A) Pressure	102
Length, inches (mm)	4.29 (109)
Weight, lb (kg)	2.96 (1.34)

AT2550 1/2" Drive Compact Impact Wrench (Blue-Point®)

- 300 ft-lb of torque
- Jumbo hammer mechanism
- Thumb-operated forward/reverse lever
- Three forward speeds and one reverse speed
- Exhaust is released through the bottom of the handle, away from the work area
- One year limited warranty



AT2550

1/2" Drive Impact Wrench (Blue-Point®)

EU/CE – DE, ES, FR, IT, NL, UK (all models)

Specifications	AT1050
Square Drive, inches (mm)	1/2 (13)
Max Torque, ft-lb (N•m)	190 (257)
Free Speed, RPM	4,150
Blows Per Minute, BPM	1,950
Air Consumption, CFM (SCFM) [l/min]	3.7 (—) [104.77]
Recommended Air Pressure, PSI (Bar)	90 (6.2)
Length, inches (mm)	13.15 (334)
Weight, lb (kg)	3.47 (1.574)

AT1050 1/2" Drive Right-Angle Impact Wrench (Blue-Point®)

- Low-profile, right-angle head for access to tight spaces
- Hard-hitting jumbo hammer mechanism
- Multiple speed settings—two forward and one reverse
- Forward/Reverse lockout mechanism
- Variable-speed trigger
- Gear oil lubrication for reduced component wear and longer tool life
- One year limited warranty



AT1050



- Use only impact sockets and accessories with impact wrenches
- Read safety precautions on pages W1 to W4

AIR: 3/8" DRIVE IMPACT WRENCHES



MG325

3/8" Drive Super-Duty Impact Wrench

MG325 Series Features:

- Compact Size: Great for working in restricted access areas
- Balanced Lightweight Housing: 2.8 lb unit provides superior control with less user fatigue
- Efficient: 425 ft-lb bolt breakaway torque to remove stubborn fasteners fast
- Productive: 10,700 RPM for faster bolt removal
- One-piece machined magnesium housing
- Anvil stop feature
- Slim-style nose
- Cushion grip trigger
- Patented field replaceable cushion grip
- Continuous oil bath lubrication
- Eight-vane rotor
- Twin-hammer impact mechanism
- Protective boot included
- Muffler kit included
- One-handed forward/reverse lever
- 2 year warranty: Durability and strength to keep you working longer
- EU/CE-DE, ES, FR, IT, GB, NL
- UL® and cUL Listed

Specifications	MG325
Drive Size, inches (mm)	3/8 (10)
Maximum Torque, ft-lb (N•m)	325 (440)
Free Speed, RPM	10,700
Blows Per Minute, BPM	1,400
Anvil Type	Friction Ring
Air Consumption, Free Speed, CFM (SCFM) [l/min]	4 (28) [113]
Air Inlet Thread Size	1/4"-18 NPT
Recommended Hose Size, inches (mm)	3/8 (10)
Vibration Level, m/s ²	4.5
Sound Pressure Level, dB(A)	99.1
Length, inches (mm)	6.1 (155)
Weight, lb (kg)	2.8 (1.3)
Warranty	2 Year
Vinyl Boot	MG325BOOT


Impact wrench suffix: P = Pinned anvil, L = Long anvil, LP= Long pinned anvil. Standard anvil for applications where frequent socket change is required. Pinned anvil for high torque applications where socket security is a priority. Long anvil for tight applications that require extra reach.

CE

MG325 3/8" Drive Air Impact Wrench

- 325 ft-lb of maximum torque; 10,700 RPM free speed; 1,400 BPM
- Twin-hammer impact mechanism delivers hard-hitting blows with fewer moving parts, quickly removing stubborn fasteners
- Continuous oil bath lubrication prolongs the life of the tool by reducing premature component wear
- Eight-vane motor delivers maximum speed and torque
- Lightweight, balanced design distributes weight evenly to reduce user fatigue
- One-handed forward/reverse lever for user convenience
- Patented field-replaceable cushion grip handle absorbs vibration and insulates the user's hand in cold temperatures
- Comfort cushion trigger button allows the user to work comfortably with less finger stress
- Anvil stop feature means anvil will stop when the trigger is released to avoid throwing fasteners
- Protective boot and muffler kit are included
- Weighs 2.8 lb (1.3 kg)

Colors Available



ADD SUFFIX TO STOCK NUMBER FOR SPECIAL COLORS

AIR: 3/8" DRIVE IMPACT WRENCHES (Blue-Point®)



AT370



AT380A



AT2538



AT1038



AT351



AT235MCA

3/8" Drive Heavy-Duty (Blue-Point®)

Specifications	AT370	AT380A†	AT2538†	AT1038†	AT351	AT235MCA
Drive Size, inches (mm)	3/8 (10)	3/8 (10)	3/8 (10)	3/8 (10)	3/8 (10)	1/4 (6)
Max Torque, ft-lb (N•m)	320 (434)	175 (230)	275 (373)	190 (257)	175 (237)	25 (34)
Free Speed, RPM	9,000 (F), 9,500 (R)	8,700	9,000	4,150	9,700	13,000
Blows Per Minute, BPM	1,050	1,680	1,500	1,950	1,200	2,900
Air Consumption, Free Speed, CFM (SCFM) [l/min]	4.4 (326) [125] (F), 4.7 (34) [133] (R)	3.9 (28) [111]	4.3 (—)	3.7 (—) [104.77]	2.5 (18) [71]	1.67 (12) [47]
Air Inlet Thread Size	1/4"-18 NPT	1/4"-18 NPT	1/4"-18 NPT	1/4"-18 NPT	1/4"-18 NPT	1/4"-18 NPT
Recommended Hose Size, inches (mm)	3/8 (10)	3/8 (10)	90 (6.2)	90 (6.2)	3/8 (10) ID min.	3/8 (10) ID min.
Vibration Level, m/s ²	3.25	3.5	8.6	8.2	96.6	<2.5
Sound Level dB(A) Pressure	92	94	100	94.4	3.09	95.1
Length, inches (mm)	6.3 (160)	6.5 (165)	4.29 (109)	13.15 (334)	7.6 (194)	6.2 (158)
Weight, lb (kg)	2.62 (1.19)	3.0 (1.36)	2.96 (1.34)	3.47 (1.574)	2.5 (1.2)	1.4 (.64)
Vinyl Boot	AT370BOOT	AT380ABOOT	—	—	—	—

† CE

AT370 3/8" Drive Impact Wrench

- Used on automotive and truck fasteners
- Shot-peen anvils for improved durability
- Reverse-bias motor provides additional breakaway torque
- Three-position regulator to control power
- One-handed forward/reverse lever for convenient use
- Composite housing with an aluminum nose combine to deliver a durable, lightweight and balanced unit
- Twin-hammer impact mechanism delivers hard-hitting blows to quickly remove stubborn fasteners

AT380A 3/8" Drive Impact Wrench (Blue-Point®)

- Built-in, five-position adjustable air regulator plus a variable-speed trigger for maximum user control
- Aluminum housing provides a lightweight yet durable tool
- Tapered nose increases accessibility to confined areas
- Ball-bearing-mounted motor creates a smooth-running operation for less user fatigue
- Brass inlet filter screens out dirt and grit; easy-to-remove filter for cleaning
- Twin-hammer impact mechanism is designed to hit hard yet offer tool longevity
- One year limited warranty

AT2538 3/8" Drive Compact Impact Wrench (Blue-Point®)

- 275 ft-lb of torque
- Jumbo hammer mechanism
- Thumb-operated forward/reverse lever
- Three forward speeds and one reverse
- Exhaust is released through the bottom of the handle, away from the work area
- One year warranty

AT1038 3/8" Drive Right-Angle Impact Wrench (Blue-Point®)

- Low-profile right-angle head for access to tight spaces
- Hard-hitting jumbo hammer mechanism
- Multiple speed settings—two forward and one reverse
- Forward/reverse lockout mechanism
- Variable-speed trigger
- Gear oil lubrication for reduced component wear and longer tool life
- One year limited warranty

AT351 3/8" Drive Impact Wrench (Blue-Point®)

- Built-in air inlet swivel
- Eight-position power regulator
- Rotary action air motor is ball bearing mounted for balance, speed and power
- Ideal tool for small engine repair and bench work

AT235MCA 1/4" Drive Micro Impact Wrench (Blue-Point®)

- 25 ft-lb of torque
- Balanced, lightweight, reduces fatigue
- Durable composite housing
- Oversized trigger with variable-speed
- Convenient one-handed forward/reverse lever
- Exhaust is released through the bottom of the handle, away from the work area

AT380BOOT Air Impact Wrench Boot (Blue-Point®)

- Protective vinyl boot for air impact wrench

AT370BOOT Vinyl Boot (AT370 Series) (Blue-Point®)



- Use only impact sockets and accessories with impact wrenches
- Read safety precautions on pages W1 to W4

AIR: 3/8", 1/4" DRIVE RATCHETS



PTR72



PTR2500



PTR2505

Air Ratchets (Snap-on®)

Specifications	PTR72 *	PTR2500	PTR2505
Drive Size, inches (mm)	3/8 (10)	1/4 (6)	3/8 (10)
Maximum Torque, ft-lb (N•m)	70 (95)	0-35 (0-47)	0-35 (0-47)
Free Speed, RPM	275	225	225
Air Consumption, Free Speed, CFM (SCFM) [l/min]	4.5 (32) [127]	1.7 (11) [48]	1.7 (11) [48]
Air Inlet Thread Size	1/4"-18 NPT	1/4"-18 NPT	1/4"-18 NPT
Recommended Hose Size, inches (mm)	3/8 (10)	3/8 (10)	3/8 (10)
Vibration Level, m/s ²	5.2	2.5	2.5
Sound Level dB(A) Pressure	92.9	84	84
Length, inches (mm)	12.1 (308)	7.8 (197)	7.8 (197)
Weight, lb (kg)	2.9 (1.3)	1.4 (.6)	1.4 (.6)
Vinyl Boot	YA889 (included)	YA905 (included)	YA905 (included)
Warranty	2 Year	1 Year	—

PTR72 3/8" Drive Super-Duty Air Ratchet


- 70 ft-lb of torque output to remove stubborn fasteners
- Easily withstands 158 ft-lb of manual torque
- 275 RPM free speed for fast removal and installation of fasteners
- "Stop lock" pins prevent ratchet pawl lockup
- Steel wear bushings reduce ratchet head wear
- Dual-pawls for added strength
- Tip valve-style trigger is easy to feather for greater control
- Large selector knob for easy direction change
- Adjustable composite exhaust directs the airflow away from work
- Cushion grip for added comfort and control

PTR2500 1/4" Drive Mini Air Ratchet

- Balanced, lightweight housing for superior comfort and control with less user fatigue
- Soft grip handle provides increased comfort while reducing vibration and insulating from the cold
- Hard-coated motor plates help reduce scoring for longer tool life
- Large forward/reverse knob makes it easy to switch directions, even with greasy hands
- Zerk fitting allows the ratchet head to be lubricated for longer tool life
- Variable-speed trigger allows for slow motor start-ups

PTR2505 3/8" Drive Mini Air Ratchet

Colors Available



* Red G HV

ADD SUFFIX TO STOCK NUMBER FOR SPECIAL COLORS

AIR: 1/4", 3/8", 1/2" DRIVE RATCHETS (Blue-Point®)



AT200D



AT204A



AT208A



AT238A



AT700F



AT705B

Air Ratchets (Blue-Point®)

Specifications	AT200D	AT204A	AT208A	AT238A	AT700F	AT705B
Drive Size, inches (mm)	1/4 (6)	1/4 (6)	3/8	3/8" (9.5)	3/8 (10)	1/2 (13)
Torque Range, ft-lb (N•m)	5–25 (6–34)	30 (40.6)	30 (40.7)	40 (54.2)	5–60 (6–81)	5–50 (6–68)
Free Speed, RPM	230	350	—	550	165	150
Air Consumption, Free Speed, CFM (SCFM) [l/min]	1.4 (10) [40]	3.5 (25) [99]	3.5 (–) [99.11]	2.38 (17 SCFM) [67.39]	3.0 (22) [85]	3.0 (22) [85]
Air Inlet Thread Size	1/4"-18 NPT	1/4"-18 NPT	1/4" - 18 NPT	1/4" - 18 NPT	1/4"-18 NPT	1/4"-18 NPT
Recommended Air Pressure, PSIG (kPa)	90 (620)	90 (620)	90 (6.2)	90 (6.2)	90 (620)	90 (620)
Vibration Level, m/s ²	3.3	3.6	6.81	6.2	8.7	8.7
Sound Level dB(A) Pressure	85	94	89	—	89	89
Length, inches (mm)	8.7 (222)	5.12 (130)	5.12 (130)	6.3 (160)	10.1 (257)	10.7 (273)
Weight, lb (kg)	1.1 (.50)	1.05 (.48)	1.05 (0.48)	1.39 (0.63)	2.5 (1.14)	2.5 (1.14)
Vinyl Boot	AT200D22A	AT238-36	AT238-36	—	AT700E49A	AT700E49A

CE

AT200D 1/4" Drive Air Ratchet (Blue-Point®)

- 20 ft-lb maximum torque
- Lightweight aluminum housing
- Rugged ball bearing-mounted air motor and precision planetary gear system
- Includes vinyl boot

AT204A 1/4" Drive Mini Air Ratchet (Blue-Point®)

- Ideal for working in tight quarters
- Head clearance is less than 3/4"
- Includes variable-speed trigger, adjustable air regulator and 5' nylon braided whip hose for maneuverability and control
- Composite housing provides strength and durability

AT208A 3/8" Mini Air Ratchet Wrench (Blue-Point®)

- Compact size allows for greater access to tight spaces
- Easy to use with a variable-speed throttle
- 30 ft-lb torque
- Lightweight design reduces fatigue
- Comfort grip, head boot and 5' braided PU hose
- One year limited warranty

AT238A 3/8" Drive Mini Impacting Ratchet Wrench (Blue-Point®)

- Reaction-free clutch mechanism prevents kick-back
- 40 ft-lb torque
- Compact size allows for greater access to tight spaces
- Lightweight design reduces fatigue
- 1/4"-18 NPT air inlet thread size
- One year limited warranty

AT700F 3/8" Drive Ratchet (Blue-Point®)

- Delivers 5–45 ft-lb of torque
- Rugged ball bearing mounted air motor and precision planetary gear system
- Easy-to-use variable-speed throttle plus adjustable air regulator
- Lightweight aluminum housing

AT705B 1/2" Drive Ratchet (Blue-Point®)

- 1/2" drive ratchet in a 3/8" drive body
- Ball bearing mounted motor for longer tool life

AT238-36 Head Boot



• Use only impact sockets and accessories with impact wrenches

AIR: 1/4", 3/8", 1/2" CAPACITY DRILLS



PDR5000A



PDR5001



PDR3000A



PDR3001

Colors Available



ADD SUFFIX TO STOCK NUMBER FOR SPECIAL COLORS

1/4", 1/2" and 3/8" Capacity Drills

Specifications	PDR5000A†*	PDR5001*	PDR3000A†*	PDR3001
Chuck Size, inches (mm)	1/2 (13)	1/2 (13)	3/8 (10)	3/8" (10)
Rated Power, HP (kW)	0.45 (.33)	.45 (.33)	0.45 (.33)	.45 (.33)
Torque Range, in-lb (N•m)	0–300 (0–34)	0–300 (0–340)	0–50 (0–6.0)	0–50 (0–6.0)
Free Speed, RPM	450	450	2,500	2,500
Spindle Thread, inches	1/2"-20 UNF	1/2"-20 UNF	3/8"-24 UNF	3/8"-24 UNF
Air Consumption, Average, CFM (SCFM) [l/min]	3.8 (27) [108]	3.8 (27) [108]	3.5 (25) [99]	3.8 (27) [100]
Air Inlet Thread Size	1/4"-18 NPT	1/4"-18 NPT	1/4"-18 NPT	1/4" -18 NPT
Recommended Hose Size, inches (mm)	3/8 (10)	3/8 (10)	3/8 (10)	3/8" (10)
Vibration Level, m/s ²	0.9	.9	3.0	3.5
Sound Pressure Level, dB(A)	82.6	80	79.7	83.6
Length, inches (mm)	8.7 (222)	8.7 (222)	7 (178)	7 (178)
Weight, lb (kg)	3 (1.3)	3 (1.3)	2.2 (1)	2.2 (1)
Auxiliary Handle	PDR5000-40A	PDAH1A	—	—
Chuck Key	30429	—	30002	—
Chuck Type	Keyless	Keyed	Keyed	Keyless
Replacement Chuck	PDR5000-2	—	PDR3A-2	PDR3A-2
Keyless Chuck	PDR5000-2	SP68187	SP201133B	PDR3000-2

*Also available in Orange, Green and Hi-Vis

† C E

PDR5000A 1/2" Capacity Reversible Drill

PDR5001 1/2" Capacity Keyless Chuck Reversible Drill

- Five-vane air motor delivers high-torque power for added durability
- Three-planet industrial strength gear train provides durability for heavy-duty applications
- Precise .0025" **chuck run-out for precision drilling**
- Includes side handle for added control in high-torque drilling applications

PDR3000A 3/8" Capacity Reversible Drill

PDR3001 3/8" Capacity Keyless Chuck Reversible Drill

- Convenient top-mounted forward/reverse switch allows for one-handed operation
- Five-vane air motor provides more drilling power to get the job done faster
- Overmolded cushion handle insulates from cold and vibration to reduce user fatigue
- Reversible variable-speed trigger for more control of drilling speed allows for precise drilling and increased safety
- Internal ball bearing construction for smooth operation and extended tool life
- Three-planet industrial strength gear train provides durability for heavy-duty drilling applications
- Precise .0025 chuck runout which enables precision drilling yielding a high-quality job
- Ergonomically designed lightweight aluminum housing provides a high power-to-weight ratio, allowing more productivity with less fatigue



AT184

Spotweld Drill

Specifications	AT184
Chuck Size, inches (mm)	5/16 (8)
Rated Power, HP (kW)	0.32 (.65)
Free Speed, RPM	0–1,000/0–1,800
Air Consumption, Free Speed, CFM (SCFM) [l/min]	8.4 (60) [238]
Air Inlet Thread Size	1/4"-18 NPT
Recommended Hose Size, inches (mm)	3/8 (10)
Sound Level dB(A) Pressure	84
Length, inches (mm)	7.9 (201)
Weight, lb (kg)	3.1 (1.4)
Spotweld Drill Bit (6.5 mm) (optional)	AT183-43
Spotweld Drill Bit (8 mm) (included)	AT183-50
Spotweld Drill Bit (10 mm) (optional)	AT183-51
Support Arm 5.5 (optional)	AT184-26A

C E

AIR: 1/4", 3/8", 1/2" CAPACITY DRILLS (Blue-Point®)



AT5000



AT3000



AT811



AT801MCA

3/8" and 1/2" Drills (Blue-Point®)

Specifications	AT5000†	AT3000†	AT811†	AT801MCA
Chuck Size, inches (mm)	1/2 (13)	3/8 (10)	3/8 (10)	1/4 (6)
Rated Power, HP (kW)	0.45 (.33)	0.45 (.33)	0.45 (.33)	0.25 (.19)
Torque Range, in-lb (N•m)	0–120 (0–14)	0–40 (0–4.5)	0–55 (0–6)	0–18 (0–2.0)
Free Speed, RPM	490	1,675	1,320	1,800
Spindle Thread, inches	1/2"-20 UNF	3/8"-24 UNF	3/8"-24 UNF	3/8"-24 UNF
Air Consumption, Average, CFM (SCFM) [l/min]	3.8 (27) [108]	3.5 (25) [95]	3.4 (24) [95]	1.9 (13.6) [53.8]
Air Inlet Thread Size	1/4"-18 NPT	1/4"-18 NPT	1/4"-18 NPT	1/4"-18 NPT
Recommended Hose Size, inches (mm)	3/8 (10)	3/8 (10)	3/8 (10) ID min.	3/8 (10) ID min.
Vibration Level, m/s ²	<2.5	<2.5	<.8	<2.5
Sound Level dB(A) Pressure	82	82	110	96.4
Length, inches (mm)	9 (229)	7.6 (194)	8.2 (208)	7.2 (183)
Weight, lb (kg)	3.8 (1.7)	3.2 (1.4)	2.2 (1)	1.5 (0.68)
Auxiliary Handle	PDAH1A	—	—	—
Vinyl Boot (opt.)	AT5000BOOT	AT3000BOOT	—	—

† C €

AT5000 1/2" Reversible Drill (Blue-Point®)

- Chuck key conveniently stores in the handle
- Variable-speed trigger
- Convenient one-handed forward/reverse operation
- Exhaust is released through the bottom of the handle, away from the work area

AT3000 3/8" Reversible Drill (Blue-Point®)

- Convenient one-handed forward/reverse operation
- Exhaust is released through the bottom of the handle, away from the work area
- Comfort grip handle
- Keyless chuck saves time when changing bits

AT811 3/8" Angle Drill (Blue-Point®)

- Convenient one-handed push-button forward/reverse operation
- Rear exhaust keeps air away from the work area
- Ball-bearing construction for longer tool life

AT801MCA 1/4" Micro Drill (Blue-Point®)

- Small size is ideal for working in confined areas
- Durable composite housing stands up to rugged use
- Reverse lever is conveniently positioned for one-handed operation
- Oversized variable-speed trigger

90° Angle Drill Set

YA409 90° Angle Drill Kit (Blue-Point®)

- Allows drilling up to 1/4" holes in confined areas by positioning the bit at a 90° angle to the drill
- Threaded drill bits provide consistent concentricity and eliminate slippage
- Includes
 - YA409 Drive unit; chucking spud
 - YA409-316M 3/16" bit (1-1/4" long)
 - YA409-18L 1/8" bit (2-1/8" long)
 - YA409-332L 3/32" bit (2-1/8" long)
 - YA409-18M 1/8" bit (1-1/4" long)
 - YA409-532M 5/32" bit (1-1/4" long)
 - YA409-18S 1/8" bit (3/4" long)
 - YA409-15 Storage Case



YA409



• Read safety precautions on pages W1 to W4

AIR: HAMMERS



PH3050BR

Colors Available



* Red G HV
ADD SUFFIX TO STOCK NUMBER
FOR SPECIAL COLORS



AT2050



PH200D

Air Hammer

Specifications	PH3050BR*	AT2050†
Bore Diameter, inches (mm)	3/4 (19)	3/4 (19)
Blows Per Minute, BPM	2,500	3,400
Piston Stroke, inches (mm)	3 (76)	2.75 (70)
Shank Opening, inches (mm)	0.401 (10.1)	0.401 (10.1)
Air Consumption, Free Speed, CFM (SCFM) [l/min]	2.1 (14) [59]	2.5 (18) [71]
Air Inlet Thread Size	1/4"-18 NPT	1/4"-18 NPT
Recommended Hose Size, inches (mm)	5/16 (8)	5/16 (8)
Vibration Level, m/s ²	2.8	8.6
Sound Level dB(A) Pressure	91.4	99
Length, inches (mm)	9.0 (228)	7.4 (187)
Weight, lb (kg)	5.9 (2.7)	4.6 (2.1)
Vinyl Boot	PH3050RBOOT	AT2050BOOT

† C E

PH3050BR Super-Duty Air Hammer

- Dual elastomer cushions absorb shock and vibration to reduce user fatigue
- Phenolic (Kevlar®-reinforced) flutter disc provides long life
- Direct multiport front exhaust keeps air and debris away from the user
- High-grade steel barrel for greater strength
- Variable-speed soft-touch trigger provides featherability for greater control
- Four-position built-in air regulator varies power for different applications
- Air line screen helps prevent foreign particles from clogging the trigger mechanism
- Hardened-steel piston delivers harder blows for maximum impact
- Includes PH200D Quick-Change Chuck Retainer

PH3050BRCH4 Super-Duty Air Hammer Set

- Set includes Air hammer (PH3050BR), Quick Change Retainer (PH200D), Flat Chisel (PHG55A), Panel Cutter (PHG57B), Tapered Punch (PHG59A), and Muffler Cutter (PHG87) in a storage case

AT2050 Heavy-Duty Air Hammer (Blue-Point®)

- Intended for heavy-duty applications, such as cutting large bolts and rivets, separating ball joints, cutting heavy-gauge sheet metal and driving bushings
- 3,400 BPM
- Quick-change chuck makes bit changing easy
- Variable-speed trigger with a built-in speed regulator
- Comfort grip handle for less user fatigue
- Hard-hitting; gets the job done quicker

Retainer Chuck

PH200D Universal Quick-Change Chuck Retainer

- Use for fast and easy insertion/removal of air hammer bits
- Non-turning insert design reduces wear for longer tool life
- Constructed from high-grade steel—insert is constructed from durable polyurethane elastomer
- Universal design fits most air hammers
- Knurled collar provides a solid gripping surface, even with greasy hands

AIR: DIE GRINDERS



PTGR100



PTGR110



PTGR200



PTGR205



PTGR210

Mini and Standard Die Grinders, 1/4" Collet

Specifications	Mini Series			Standard Series		
	PTGR100 ‡	PTGR110 ‡	PTGR200	PTGR205	PTGR210	
Collet Size, inches	1/4	1/4	1/4	1/4	1/4	
Rated Power, HP (kW)	0.3 (.2)	0.3 (.2)	.5 (.3)	.5 (.3)	.5 (.3)	
Free Speed, RPM	25,000	25,000	23,000	23,000	23,000	
Air Consumption, Free Speed, CFM (SCFM) [l/min]	1.7 (11) [48]	1.7 (11) [48]	3.2 (23)	3.2 (23)	3.2 (23)	
Air Inlet Thread Size	1/4"-18 NPT	1/4"-18 NPT	1/4"-18 NPT	1/4"-18 NPT	1/4"-18 NPT	
Recommended Hose Size, inches (mm)	3/8 (10)	3/8 (10)	3/8 (10)	3/8 (10)	3/8 (10)	
Vibration Level, m/s ²	3.2	6.3	2	3	5.2	
Sound Level dB(A) Pressure	83.3	85.9	85.1	85.9	86	
Length, inches (mm)	6.1 (155)	5.75 (146)	6.9 (175)	10.9 (276)	64 (162)	
Weight, lb (kg)	1 (0.4)	1.2 (0.5)	1.2 (.5)	2.1 (.95)	1.4 (.63)	

C E

Snapon.com 1.877.762.7664

Heavy-Duty Die Grinders

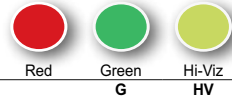
- With more stall torque than any other Snap-on® Die Grinders, these Die Grinders are ergonomically designed and surprisingly lightweight for superior control, low vibration and less fatigue
- Featuring thermally balanced 1 HP motors that deliver 12,000 RPM–25,000 RPM of free speed power for maximum performance and high stall torque
- Provides the maneuverability to reach even the most restricted areas—and all the power ever needed

Specifications	PTGR400	PTGR405	PTGR410	PTGR450
Collet Size, inches	1/4	1/4	1/4	1/4
Rated Power, HP (kW)	1.0 (.6)	1.0 (.6)	1.0 (.6)	1.0 (.6)
Free Speed, RPM	23,000	23,000	12,000	12,000
Air Consumption, Free Speed (CFM)	4.17 (30)	4.17 (30)	4.17 (30)	4.17 (30)
Air Inlet Thread Size	1/4"-18 NPT	1/4"-18 NPT	1/4"-18 NPT	1/4"-18 NPT
Recommended Hose Size, in (mm)	3/8 (10)	3/8 (10)	3/8 (10)	3/8 (10)
Vibration Level, m/s ²	2.1	3.25	.78	8.9
Sound Level dB(A) Pressure	84.7	82.2	81.8	86.3
Length, in (mm)	7.5 (190)	12.25 (311)	7.5 (190)	9 (1.47)
Weight, lb (kg)	1.5 (68)	2.6 (1.1)	2.0 (.91)	3.25 (1.47)

CE

- PTGR400 1 HP Heavy-Duty Die Grinder**
- PTGR405 1 HP Heavy-Duty Long Neck Die Grinder**
- PTGR410 1 HP Heavy-Duty Right-Angle Die Grinder**
- PTGR450 1 HP 4-1/2" Heavy-Duty Angle Grinder**

Colors Available



ADD SUFFIX TO STOCK NUMBER FOR SPECIAL COLORS



PTGR400



PTGR405



PTGR410



PTGR450

AIR: DIE GRINDERS (BluePoint®)

Pencil, 1/8" Collet (Blue-Point®)

- Twist-action variable-speed control
- 5' (1.5 m) long protected air hose
- Used with 1/8" shank grinding accessories rated a minimum of 75,000 RPM
- Ideal for tight spaces and easy cleaning of dies, rotors and brake pads

Specifications	AT1070A	AT1070RA
Collet Size, inches	1/8	1/8
Free Speed, RPM	75,000	75,000
Air Consumption, Free Speed, CFM (SCFM) [l/min]	1 (7) [28]	1 (7) [28]
Air Inlet Thread Size	1/4"-18 NPT	1/4"-18 NPT
Recommended Hose Size, inches (mm)	3/8 (10)	3/8 (10)
Vibration Level, m/s ²	72	72
Sound Level dB(A) Pressure	2.0	2.0
Length, inches (mm)	5.3 (135)	5.9 (150)
Weight, lb (kg)	.55 (0.25)	.46 (0.21)

CE

- AT1070A Pencil Die Grinder (Blue-Point®)**
- AT1070RA Right-Angle Pencil Air Die Grinder (Blue-Point®)**



AT1070A



AT1070RA



- When using die grinder, use only accessories intended for die grinder
- ‡These products can expose you to chemicals which are known to the state of California to cause cancer and reproductive harm. See pages 906-907 for details.
- Read safety precautions on pages W1 to W4

AIR: DIE GRINDERS (Blue Point®)



1/4" Collet (Blue-Point®)

Specifications	AT115†	AT118†	AT105†	AT109*†	AT119†	AT116†	AT120L	AT120LRA
Collet Size, inches	1/4	1/4	1/4	1/4	1/4	1/4	1/4 (6.35)	1/4 (6.35)
Rated Power, HP (kW)	0.45 (.33)	0.2 (.15)	0.45 (.33)	0.2 (.15)	0.2 (.15)	0.2 (.15)	0.22 (.164)	0.45 (.335)
Free Speed, RPM	22,000	20,000	22,000	20,000	20,000	20,000	23,000	18,000
Air Consumption, Free Speed, CFM (SCFM) [l/min]	4 (29) [113]	4.0 (29) [113]	4 (29) [113]	2.1 (15) [59]	3 (15) [59]	3 (15) [59]	3 (22) [85]	3.3 (24) [93.4]
Air Inlet Thread Size	1/4"-18 NPT	1/4"-18 NPT	1/4"-18 NPT	1/4"-18 NPT	1/4"-18 NPT	1/4"-18 NPT	1/4"-18 NPT	1/4"-18 NPT
Recommended Hose Size, inches (mm)	3/8 (10)	3/8 (10)	3/8 (10) ID min.	3/8 (10)	3/8 (10)	3/8 (10)	3/8 (10)	3/8 (10)
Vibration Level, m/s ²	<2.5	2.5	<2.5	2.5	<6.92	3	1.83	1.83
Sound Level dB(A) Pressure	95	93	102	93	100	100	77	79
Length, inches (mm)	6.5 (165)	5.5 (140)	6.5 (165)	5.5 (140)	6.81 (173)	6.5 (165)	11.02 (280)	11.25 (285)
Weight, lb (kg)	1.3 (.61)	1.1 (.50)	1.3 (.61)	1.1 (.50)	1.1 (50)	1.1 (50)	1.45 (.66)	1.63 (.74)

* See below for AT109DGK Die Grinder Kit specifications.

† C E

AT115 Standard Air Die Grinder (Blue-Point®)

- Intended for most standard deburring operations
- Ergonomic handle grip increases comfort and control
- Safety lever throttle
- Built-in speed regulator
- Brass bearing cap and hose adaptor
- Rear diffused exhaust

AT118 90° Angle Mini Air Die Grinder (Blue-Point®)

- Cleans dies, rotors, backing plates and brake pad mounts
- Removes gasket material, grinds valve seats, dresses welds and enlarges holes
- Compact, mini design with 90° angled head for easy access
- Ergonomic handle grip increases comfort and control
- Safety lever throttle
- Built-in speed regulator
- Brass bearing cap and hose adaptor

AT105 Standard Air Die Grinder (Blue-Point®)

- Aluminum housing for long-lasting durability
- Intended for most standard deburring operations
- High-quality bearings improve productivity with less repair
- Rear exhaust directs air away from work area

AT109 Right-Angle Mini Air Die Grinder (Blue-Point®)

- Aluminum housing for long-lasting durability
- Compact mini design with 90° head for easy access
- High-quality bearings improve productivity with less repair

AT109DGK Die Grinder Kit (Blue-Point®)

- Includes AT109 Mini Angle Die Grinder plus (1) 2" (50.8 mm) ROLOC® pad, (2) 2" (50.8 mm) coarse discs, (2) 2" (50.8 mm) medium discs, (2) 2" (50.8 mm) 24 grit discs, (2) 2" (50.8 mm) 36 grit discs, (2) 2" (50.8 mm) crud discs, (1) 3" (76.2 mm) ROLOC® pad, (2) 3" (76.2 mm) 50 grit discs, (2) 3" (76.2 mm) 120 grit discs, (2) 3" (76.2 mm) crud discs, (1) 1/4" shank adaptor and (2) spanner wrenches in a storage case

AT119 Mini Angle Air Die Grinder (Blue-Point®)

- 115° offset head provides a more ergonomic grinding position
- Thread-on-style disc provides a more compact head
- One 2" quick-change disc included so the tool is ready for the abrasive pad
- Used for body work spot sanding, cleaning gasket material from surfaces, dressing welds, cleaning brake rotors, backing plates and brake pads

AT116 Mini Angle Air Die Grinder (Blue-Point®)

- 115° offset head provides a more ergonomic grinding position
- 1/4" collet
- Compact size is ideal for accessing tough-to-reach areas
- Overmolded comfort grip
- Variable-speed regulator for precision control
- Available optional accessories AT116-3 ROLOC® Pad (2", 1/4" shaft) and AT116-4 ROLOC® Pad (3", 1/4" shaft)

AT120L Extended-Length Mini Air Die Grinder (Blue-Point®)

- Extended reach of 4.5" to gain access into limited work spaces
- Comfort grip reduces fatigue
- Built-in speed regulator matches tool speed to the job
- Safety throttle-release the lever and the tool turns off

AT120LRA Right-Angle Extended-Length Mini Air Die Grinder (Blue-Point®)

- Built-in speed regulator matches tool speed to the job
- Comfort grip reduces fatigue
- Safety throttle-release the lever and the tool turns off
- .45 HP motor with 18,000 RPM free speed
- Extended reach of 4.5" with a 90° head

AIR: DIE GRINDERS (BluePoint®)



AT215



AT187

Grinder (Blue-Point®)

AT215 2" Angle Grinder (Blue-Point®)

- Excellent for working in confined areas on jobs that require fast metal removal
- Ideal for body shops, automobile and truck repair
- Grease fitting in head enables gears to be greased for longer tool life
- Includes (6) 2" wheels; tool is ready for use
- Moveable guard—up to 50° in either direction—fits various applications
- Built-in speed regulator allows the user to set the desired speed, providing more control
- Rear exhaust with rotating deflector directs air away from the work area with no blowback toward the user
- Comfort grip housing insulates from cold and vibration for less user fatigue
- Safety lever throttle prevents accidental start-ups for increased safety
- Includes AT215GWSET six pack grinding stone

Engraving Pens (Blue-Point®)

- Marks tools and other objects to prevent theft
- Used on hardened-steel plate (up to HRC55), metals, glass, stone, ceramic, plastics and more
- Used for deburring operations and reshaping screw/bolt heads for removal
- Rugged metal housing
- Knurled fingertip control
- Tips sold separately

AT187 Engraving Pen (Blue-Point®)

AT187-11 45° Thick Plate Carbide Tip (Blue-Point®)

AT187-13 15° Thin Plate Carbide Tip (Blue-Point®)

AT187-14 30° Medium Plate Carbide Tip (Blue-Point®)

AIR: CUT-OFF TOOLS

Heavy-Duty Cut-Off Tools

- Powerful thermally balanced air motor cools internal parts and the tool surface
- Double bearings for smooth operation
- Built-in speed regulator for easy adjustment
- Rear-diffused exhaust directs exhaust away from the work area
- Lightweight and ergonomic comfort grip handle for less user fatigue
- Paddle-style trigger/safety lever for easy operation
- Precision-machined steel end plates for greater durability
- Adjustable wheel guard for use at any angle



PTC430



PTC490

Specifications	PTC430	PTC490
Wheel Size, inches (mm)	3 (76)	4 (102)
Rated Power, HP (kW)	1.0 (.75)	1.0 (0.75)
Free Speed, RPM	25,000	12,000
Air Consumption, Free Speed, CFM (SCFM) [l/min]	4.17 (23) [90]	4.17 (23) [90]
Air Inlet Thread Size	1/4"-18 NPT	1/4"-18 NPT
Recommended Hose Size, inches (mm)	3/8 (10)	3/8 (10)
Vibration Level, m/s ²	6.92	3.41
Sound Level dB(A) Pressure	87	87.8
Length, inches (mm)	7.5 (190)	9.3 (236)
Weight, lb (kg)	1.9 (.86)	3 (1.3)
3" Cutter Wheels (36-Grit) (opt.)	AT150-20A	—
3" Cutter Wheels (54-Grit) (opt.)	AT150C29A	—
4" Cutter Wheels (opt.)	—	AT154RWHLMP

PTC430 Heavy-Duty 1 HP 3" Cut-Off Tool

PTC490 Heavy-Duty 4" Angle Cut-Off Tool

Colors Available



PTC430	Red	Green	Hi-Viz
PTC490	G		HV
	—		HV

ADD SUFFIX TO STOCK NUMBER FOR SPECIAL COLORS



- Use only accessories intended for die grinders
- Do not use grinder accessories above their maximum rated RPM
- Read safety precautions on pages W1 to W4

AIR: CUT-OFF TOOLS



PTC250

Cut-Off Tool

Specifications	PTC250
Wheel Size, inches (mm)	3 (76)
Rated Power, HP (kW)	0.5 (.37)
Free Speed, RPM	22,000
Air Consumption, Free Speed, CFM (SCFM) [l/min]	3.2 (23) [90]
Air Inlet Thread Size	1/4" -18 NPT
Vibration Level, m/s ²	6
Sound Level dB(A) Pressure	86.1
Length, inches (mm)	7.2 (183)
Weight, lb (kg)	1.6 (.73)
3" Cutter Wheels (36-Grit) (opt.)	AT150-20A
3" Cutter Wheels (54-Grit) (opt.)	AT150C29A

CE

PTC250 3" Cut-Off Tool

- Adjustable cutting wheel guard rotates to any safe and convenient position
- Adjustable rear exhaust directs airflow away from the work area
- Thermally balanced air motor acts as an internal cooling system to protect moving parts; efficiently routes air to control the surface temperature of the tool
- Adjustable regulator matches tool speed to job requirements
- Variable-speed paddle-style safety trigger prevents accidental start-ups
- Collet system on the die grinders provides bit retention and minimal runout
- High-quality single-row bearings allow for smooth operation and minimal runout to keep the tool running longer
- Black Alcryn® grips with red Snap-on® logo for improved comfort and resistance to automotive fluids
- Easy wheel changing using standard wrenches
- Optional accessories include Cut-Off Wheels (AT150-20A)



AT154RA

Reversible Cut-Off Tools (Blue-Point®)

Specifications	AT154RA	AT157R
Wheel Size, inches (mm)	4 (102)	3 (76)
Rated Power, HP (kW)	0.7 (0.5)	0.45 (.33)
Free Speed, RPM	13,000	20,000
Air Consumption, Free Speed, CFM (SCFM) [l/min]	3.1 (22) [87]	3.5 (25) [99]
Air Inlet Thread Size	1/4" -18 NPT	1/4" -18 NPT
Recommended Hose Size, inches (mm)	3/8 (10)	3/8 (10)
Vibration Level, m/s ²	3.07	<3.8
Sound Level dB(A) Pressure	85	100
Length, inches (mm)	14.3 (365)	7.3 (185)
Weight, lb (kg)	3.3 (1.5)	1.9 (.86)
3" Cutter Wheels (36-Grit) (opt.)	—	AT150-20A
3" Cutter Wheels (54-Grit) (opt.)	—	AT150C29A
4" Cutter Wheels	AT154RWHLMP	—

CE

AT154RA 4" Reversible Cut-Off Tool (Blue-Point®)

- 14.3" overall length provides extended reach for easier access
- Reverse mode controls direction of sparks for safety
- Exhaust is diffused through the rear of the tool away from work surface
- Side handle provides additional tool control



AT157R

AT157R 3" Reversible Cut-Off Tool (Blue-Point®)

- Ideal for use in body shops and other general automotive applications
- Spark direction control
- Extended reach for hard-to-access areas
- Built-in speed regulator for fine tuning
- Safety throttle lever
- Comfort grip handle
- Uses wheels only rated above 18,000 RPM
- Recommended for cutting mufflers, hose clamps, bolts and sheet metal
- 1 year limited warranty

Cut-Off Tool (Blue-Point®)

Specifications	AT153
Wheel Size, inches (mm)	3 (76)
Rated Power, HP (kW)	0.5 (0.37)
Free Speed, RPM	17,000
Air Consumption, Free Speed, CFM (SCFM) [l/min]	3.5 (24) [99.1]
Air Inlet Thread Size	1/4"-18 NPT
Recommended Air Pressure, PSIG (kPa)	90 (620)
Recommended Hose Size, inches (mm)	3/8 (10)
Vibration Level, m/s ²	<2.86
Sound Level dB(A) Pressure	85
Length, inches (mm)	7.3 (185)
Weight, lb (kg)	3.3 (1.5)
3" Cutter Wheels (36-Grit) (opt.)	AT150-20A
3" Cutter Wheels (54-Grit) (opt.)	AT150C28A



AT153

CE

AT153 Cut-Off Tool (3") (Blue-Point®)

- Compact size is excellent for accessing areas with limited working space
- Heavy-duty bevel gears for tool longevity
- Indexing adjustable guard controls the direction of sparks
- Spindle lock eliminates the need for special wrenches for fast change of cut-off wheels
- Adjustable built-in regulator easily adjusts up to 17,000 RPM free speed

AT150A Cutter

AIR: GRINDERS (BluePoint®)

Grinder (Blue-Point®)

Specifications	AT415B
Wheel Size, inches (mm)	4-1/2 (114)
Rated Power, HP (kW)	0.86 (.64)
Free Speed, RPM	12,000
Air Consumption, Free Speed, CFM (SCFM) [l/min]	3.2 (23) [91]
Air Inlet Thread Size	1/4"-18 NPT
Recommended Air Pressure, PSIG (kPa)	90 (620)
Recommended Hose Size, inches (mm)	3/8 (10)
Vibration Level, m/s ²	5.1
Sound Level dB(A) Pressure	87
Length, inches (mm)	10 (254)
Weight, lb (kg)	4.2 (1.9)
Grinding Disc Set (optional)	AT415A51



AT415B

CE

AT415B 4-1/2" Compact Grinder (Blue-Point®)

- Includes (1) grinding disc



- Do not use grinders or cut-off tools without the guard
- Do not use grinder accessories above their maximum rated RPM
- Read safety precautions on pages W1 to W4

AIR: CUTTING TOOLS (Blue-Point®)



AT194A



AT192A

Reciprocating Saws (Blue-Point®)

Stock No.	Free Speed, RPM	Air Consumption, Free Speed, CFM (SCFM) [l/min]	Air Inlet Thread Size	Recommended Hose Size, inches (mm)	Vibration Level, m/s ²	Sound Level dB(A) Pressure	Length, inches (mm)	Weight, lb (kg)
AT192A†	11,000	1.0 (7) [28]	1/4"-18 NPT	3/8 (10)	10.1	94	9.3 (235)	1.75 (0.80)
AT194A†	8,250	0.7 (5) [20]	1/4"-18 NPT	3/8 (10)	<6.6	87	6.7 (175)	1 (0.45)

† CE

Stock No.	Description
AT190-39C	Bi-Metal Blade Scroll (Blue-Point®)
AT190-40C	5 pk 3-3/4" Bi-Metal Scroll Air Saw Blades (Blue-Point®)
AT190-41C	Bi-Metal Blade Scroll (Blue-Point®)

AT192A High-Speed Reciprocating Saw (Blue-Point®)

- Adjustable blade guard controls cutting depth
- Teflon®-coated piston for smooth operation and durability
- Features a comfort grip handle with a safety lever throttle
- Includes saw and (3) blades (18, 24 and 32 TPI)
- Performs straight or scroll cuts in metal and plastic
- Comfort grip housing for greater control
- Optional 4" long blades are also available

AT194A Micro Air Saw (Blue-Point®)

- Compact size for easy access in tight quarters
- Guarded hose extension helps prevent damage to finished surfaces
- Performs straight or scroll cuts in metal and plastic
- Includes bi-metal blades: (1) 18 TPI, (1) 24 TPI, (1) 32 TPI

AT190-26 Blade Changing Wrench (Blue-Point®)

AIR: CUTTING TOOLS (Blue-Point®)



AT195

Shears (Blue-Point®)


Stock No.	Air Consumption, Free Speed, CFM (SCFM) [l/min]	Air Inlet Thread Size	Recommended Hose Size, inches (mm)	Vibration Level, m/s ²	Sound Level dB(A) Pressure	Length, inches (mm)	Weight, lb (kg)
AT195	4.0 (29) [113]	1/4"-18 NPT	3/8 (10)	<2.5	99.6	10 (254)	2.8 (1.3)

CE

AT195 Air Powered Shears (Blue-Point®)

- Pistol grip handle for comfort and accessibility
- Handle exhaust is directed away from the operator
- Ball bearing-mounted rotary air motor for long service
- Lightweight aluminum housing is durable and helps to reduce fatigue
- Built-in speed regulator provides torque control
- Variable-speed trigger for maximum control
- Removable brass filter captures dirt and grit that could clog and damage the impact mechanism
- Replacement blades: Left blade (AT195-37), center blade (AT195-39B) and right blade (AT195-40B)

AIR: CUTTING TOOLS (Blue-Point®)



AT180C

Nibbler (Blue-Point®)

Stock No.	Free Speed, RPM	Air Consumption, Free Speed, CFM (SCFM) [l/min]	Air Inlet Thread Size	Recommended Hose Size, inches (mm)	Vibration Level, m/s ²	Sound Level dB(A) Pressure	Length, inches (mm)	Weight, lb (kg)
AT180C	3,500	4 (29) [113]	1/4"-18 NPT	3/8 (10)	4.3	97	7.6 (193)	1.9 (.88)

CE

AT180C Nibbler (Blue-Point®)

- Cuts mild steel sheet up to 16-gauge (0.62") (1.55 mm)
- Anvil is adjustable for forward, backward, and left or right cutting
- Readily cuts most non-ferrous materials including aluminum, brass, formica, laminates, fiberglass and masonite
- Replacement Pouch: AT180C-38

AIR: SANDERS



PSO4525



PSOF4625



PSOF4325



PSO4625



PSDF4600



PSDF4600V

Orbital and Geared Sanders

Specifications	PSO4525†	PSO4625*†	PSOF4325†	PSOF4625*†	PSDF4600	PSDF4600V
Pad/Disc Size, Dia., inches (mm)	—	—	3	—	6 (152)	6 (152)
Style	Orbital	Orbital	Orbital Finishing	Orbital Finishing	Dual-Function	Dual-Function
Pattern	3/32	3/32	3/32	3/32	—	—
Rated Power, HP (kW)	.25 (.19)	.25/ (.19)	.25/ (.19)	.25/ (.19)	—	—
Free Speed, RPM	12,000	12,000	12,000	12,000	1200	1200
Spindle Thread, inches	1/4"-20	1/4"-20	1/4"-20	1/4"-20	—	—
Air Consumption, Free Speed, CFM (SCFM) [l/min]	2 (14)	2 (14)	2 (14)	2 (14)	3 (22) [85]	3 (22) [85]
Air Inlet Thread Size	1/4"-18 NPT	1/4"-18 NPT	1/4"-18 NPT	1/4"-18 NPT	—	—
Recommended Hose Size, inches (mm)	3/8 (10)	3/8 (10)	3/8 (10)	3/8 (10)	—	—
Vibration Level, m/s ²	2.3	2.3	2.1	2.1	4.7	4.7
Sound Level dB(A) Pressure	75.3	75.3	74.9	74.9	78.3	78.3
Length, inches (mm)	5 (127)	6 (152)	3 (76)	6 (152)	11 (281)	11 (281)
Weight, lb (kg)	1.7 (.77)	2.2 (1)	1.44 (.65)	2.4 (1.1)	3.7 (170)	3.7 (170)
Replacement Pad/Disc	PS4512-1AH	PS4612-1AH	PS4612-1AH	PS4312-1H	—	—

† CE

PSO4525/PSO4625/PSO4325/PSO4625 Orbital Sander

- Low-vibration sander for better performance and less user fatigue
- Kevlar® vanes last longer and help reduce moisture and oil on the work area
- O-ring-sealed motor keeps dust and debris from entering critical components
- Field replaceable motor allows for motor replacement on the spot
- Powerful .25 HP motor generates 12,000 RPM for plenty of power
- Precision balanced crank and robust spindle provide a smooth operation with minimal vibration
- Adjustable top grip allows the end user to customize the position to their preferred setting

- Multiposition speed regulator lets the user dial in the precise speed for each application
- Ergonomic S-shaped paddle fits the hand better than flat levers

PSDF4600 6" Dual-Function Sander

PSDF4600V 6" Dual-Function Sander with Vacuum

Colors Available



ADD SUFFIX TO STOCK NUMBER FOR SPECIAL COLORS



- Do not use grinding discs on sanders
- Do not use grinder accessories above their maximum rated RPM
- Read safety precautions on pages W1 to W4

AIR: SANDERS



PSG4645



PSG4645V



PSG4845



PSG4845V

Orbital and Geared Sanders

Specifications	PSG4645	PSG4645V	PSG4845	PSG4845V
Pad/Disc Size, Dia., inches (mm)	6 (152)	6 (152)	8 (203)	8 (203)
Style	Geared (NV)	Geared (V)	Geared (NV)	Geared (V)
Pattern	5 mm Epicycloidal	5 mm Epicycloidal	5 mm Epicycloidal	5 mm Epicycloidal
Rated Power, HP (kW)	0.42 (.33)	0.42 (.33)	0.42 (.33)	0.42 (.33)
Free Speed, RPM	1,000	1,000	1,000	1,000
Spindle Thread, inches	3/8	3/8	3/8	3/8
Air Consumption, Free Speed, CFM (SCFM) [l/min]	3 (21.7) [85]	3 (21.7) [85]	3 (21.7) [85]	3 (21.7) [85]
Air Inlet Thread Size	1/4"-18 NPT	1/4"-18 NPT	1/4"-18 NPT	1/4"-18 NPT
Recommended Hose Size, inches (mm)	3/8 (10)	3/8 (10)	3/8 (10)	3/8 (10)
Vibration Level, m/s ²	5.9	5.9	5.9	5.9
Sound Level dB(A) Pressure	80	80	80	80
Length, inches (mm)	11 (281)	11 (281)	11 (281)	11 (281)
Weight, lb (kg)	3.7 (1.70)	3.7 (1.70)	4 (1.82)	4 (1.82)
Replacement Pad/Disc	PS468-34	PS468-34V	PS468-35	PS468-35V
Pad (VELCRO®/optional)	PS468-34HL	PS468-34HL	PS468-35HL	PS468-35HL

CE

PSG4645 6" Geared Sander

- Patented dust shield keeps dirt and dust out of the motor for longer tool life
- Ergonomic adjustable handle adjusts to fit the user's hand for more comfort
- Robust front spindle and balanced crank help reduce vibration while sanding for less user fatigue
- Eight-vane steel rotor provides more power for tough jobs
- Steel-cut gears provide better durability for less wear and tear
- One-piece lightweight housing with soft grip material for comfort and maximum vibration absorption
- Ergonomic throttle lever and built-in speed regulator for consistent performance
- Includes non-vacuum PSA pad
- VELCRO® Brand pad is optional
- Optional vacuum model (PSOG4645V) also available

PSG4645V 6" Geared Sander with Vacuum**PSG4845 8" Geared Sander**

- Removes and levels large amounts of filler materials such as glue or epoxy
- Levels small welds
- Removes coatings prior to painting
- For use on metal, solid surfaces, wood and fiberglass
- Super-ergonomic adjustable grip is indexable to multiple positions for optimum comfort
- Soft grip housing material for maximum vibration absorption

PSG4845V 8" Geared Sander with Vacuum



AT408



AT411A

Dual-Action and Geared Sanders (Blue-Point®)

Specifications	AT408	AT411A
Style	Geared (NV)	Dual Action
Pad/Disc Size, Dia., inches (mm)	8 (203)	6 (152)
Rated Power, HP (kW)	0.5 (.37)	0.5 (.37)
Free Speed, RPM	850	10,000
Spindle Thread, inches	5/16"-24	5/16"-18 UNC
Air Consumption, Free Speed, CFM (SCFM) [l/min]	5 (36) [142]	5 (36) [142]
Air Inlet Thread Size	1/4"-18 NPT	1/4"-18 NPT
Recommended Hose Size, inches (mm)	3/8 (10)	3/8 (10) ID min.
Vibration Level, m/s ²	3.7	3.7
Sound Level dB(A) Pressure	87	79
Length, inches (mm)	11 (281)	8 (203)
Weight, lb (kg)	4.8 (2.18)	4.7 (2.14)
Replacement Pad/Disc	AT408-2	AT411A-1

CE

AT408 8" Geared Sander (Blue-Point®)

- Rear diffused exhaust
- Built-in adjustable-speed regulator
- Removable brass filter screens out debris

AT411A 6" Dual-Action Sander (Blue-Point®)

- Used for fine sanding operations and swirl-free finishing
- Comfort handle helps reduce fatigue
- Converts from rotary to random orbit action by sliding drive plate
- Built-in thumb-wheel speed regulator



AT406C

Orbital Sanders(Blue-Point®)

Specifications	AT406C
Pad/Disc Size, Dia., inches (mm)	6 (152)
Rated Power, HP (kW)	.25 (.19)
Free Speed, RPM	12,000
Spindle Thread, inches	5/16"-24
Air Consumption, Free Speed, CFM (SCFM) [l/min]	2.5 (18) [71]
Vibration Level, m/s ²	2.8
Sound Level dB(A) Pressure	85
Length, inches (mm)	8.6 (21.9)
Weight, lb (kg)	1.5 (0.7)

AT406C 6" Orbital Palm Sander (Blue-Point®)

- Lightweight and durable composite housing
- Built-on power regulator for optimized power control
- Well-balanced for smooth handling
- For use with accessories rated above 12,000 RPM

Replacement Sander Pads

PSO4625-2H 6" Sander Replacement Pad

- Non-vacuum replacement pad for PS4612/PSF4612 sander with VELCRO® Brand fasteners



AT425R

Reversible Disc Sander (Blue-Point®)

Specifications	AT425R
Style	Reversible Hi-Speed
Pad/Disc Size, Dia., inches (mm)	5 (127)
Rated Power, HP (kW)	0.45 (.33)
Free Speed, RPM	13,000
Spindle Thread, inches	7/16"-20 UNC
Air Consumption, Free Speed, CFM (SCFM) [l/min]	4.3 (31) [122]
Air Inlet Thread Size	1/4"-18 NPT
Recommended Hose Size, inches (mm)	3/8 (10)
Vibration Level, m/s ²	<0.8
Sound Level dB(A) Pressure	93
Length, inches (mm)	5.3 (135)
Weight, lb (kg)	2.8 (1.28)
Replacement Pad/Disc	AT425R-24
3" Replacement Pad (opt.)	AT425R-22
4" Replacement Pad (opt.)	AT425R-23

CE

AT425R 5" Reversible High-Speed Sander (Blue-Point®)

- Used in body shops and other general automotive applications
- Comfort grip handle
- Built-in speed regulator
- One-handed forward/reverse lever
- Includes (3) backing discs: 3, 4 and 5"



AT475A

In Line Sanders (Blue-Point®)

Specifications	AT475A
Pad/Disc Size, Dia., inches (mm)	2-3/4 x 17-1/2
Free Speed, RPM	1,800
Air Consumption, Free Speed, CFM (SCFM) [l/min]	2.3 (17) [65]
Air Inlet Thread Size	1/4"-18 NPT
Recommended Hose Size, inches (mm)	3/8 (10) ID min.
Vibration Level, m/s ²	14.9
Sound Level dB(A) Pressure	87
Length, inches (mm)	16 (406)
Weight, lb (kg)	6.8 (3.09)
Replacement Pad/Disc	AT475A-29

CE

AT475A 16" Heavy-Duty Inline Sander (Blue-Point®)

- 5/8" stroke
- Minimal vibration
- Used for fast material removal
- Pad has positive locking clamps



- Do not use grinding discs on sanders
- Read safety precautions on pages W1 to W4

AIR: FINISHING TOOLS (Blue-Point®)



ATBA1218120



AT615K

Sanding Belts

Stock No.	Type	Size	Grit	Package Quantity
ATBA381860	Coated Abrasive	3/8" x 18"	60	5 Each
ATBA381880	Coated Abrasive	3/8" x 18"	80	5 Each
ATBA3818120	Coated Abrasive	3/8" x 18"	120	5 Each
ATBA121860	Coated Abrasive	1/2 x 18"	60	5 Each
ATBA121880	Coated Abrasive	1/2 x 18"	80	5 Each
ATBA1218120	Coated Abrasive	1/2 x 18"	120	5 Each
ATBA341860	Coated Abrasive	3/4 x 18"	60	5 Each
ATBA341880	Coated Abrasive	3/4 x 18"	80	5 Each
ATBA3418120	Coated Abrasive	3/4 x 18"	120	5 Each
ATBB121850	Non-Woven Abrasive	1/2 x 18"	50	5 Each
ATBB1218100	Non-Woven Abrasive	1/2 x 18"	100	5 Each
ATBB1218240	Non-Woven Abrasive	1/2 x 18"	240	5 Each
ATBB341850	Non-Woven Abrasive	3/4 x 18"	50	5 Each
ATBB3418100	Non-Woven Abrasive	3/4 x 18"	100	5 Each
ATBB3418240	Non-Woven Abrasive	3/4 x 18"	240	5 Each
ATBB381850	Non-Woven Abrasive	3/4 x 18"	50	5 Each
ATBB3818100	Non-Woven Abrasive	3/4 x 18"	100	5 Each
ATBB3818240	Non-Woven Abrasive	3/4 x 18"	240	5 Each

AT615K Belt Sander Kit

- Includes belt sander, (3) 18 x 3/8" sanding belts (60-, 80-, 120-grit), (3) 18 x 1/2" sanding belts (60-, 80-, 120-grit) and (3) 18 x 3/4" sanding belts (60-, 80-, 120-grit)

AT615ARM1 Contact Arm Assembly (1" D x 3/8" W; rubber)

- Used with the AT615 Belt Sander

AT615ARM2 Contact Arm Assembly (3/4" D x 3/8" W; rubber)

- Used with the AT615 Belt Sander

AT615ARM3 Contact Arm Assembly (3/4" D x 5/8" W)

- Used with the AT615 Belt Sander

AT615-31 Collet Assembly (1/4")

- Optional 1/4" collet assembly for use with the AT615 Belt Sander

AT615KPB Storage Case

- Storage case for the AT615K Belt Sander Kit



AT240



AT265A



AT1212A

Tire Buffer

AT240 Tire Buffer (Blue-Point®)

- Used for tire patch preparation, roughing up rubber for tire recaps plus removing excess rubber
- Speed regulator for improved tool control
- Comfort grip housing for reduced operator fatigue
- Rear exhaust directs air away from the work
- Semicircle buffing wheel for maximum surface preparation

Pinstripe Removal Tool

AT265A Pinstripe Removal Tool (Blue-Point®)

- Used to remove pinstripes, adhesive, tape and graffiti
- Includes (3) 3-1/2" eraser pads to keep you working longer
- Eraser-design step-pad for improved visibility during operation
- Comfort grip handle for less fatigue
- Auxiliary side handle for improved tool control

AT265E Eraser

Needle Scaler

AT1212A Mini Needle Scaler (Blue-Point®)

- Mini size for access in confined areas
- (12) high-tension steel needles conform to any irregular surface for cleaning crevices
- Smooth palm-controlled trigger mechanism for ease of operation

AT1212A-16 Needles (12 pk)

Stock No.	Type	Rated Power, HP (kW)	Free Speed, RPM	Air Consumption, Free Speed, CFM (SCFM) [l/min]	Vibration Level, m/s ²	Sound Level dB(A) Pressure	Length, inches (mm)	Weight, lb (kg)	Replacement
AT240	—	0.4 (.298)	2,600	3.7 (26.6) [104.7]	1.18	89	9.1 (233)	1.8 (.82)	AT240WHL
AT265A	Material Remover	0.4 (.298)	3,600	3.7 (26.6) [104.7]	0.69	88	8.1 (206)	1.8 (.82)	AT265E
AT1212A	Scaler	—	4,000 BPM	4.0 (11.19) [113]	11.4	90.0	12.5 (318)	2.64 (1.20)	—

Micro Sander and Polisher Kits (Blue-Point®)

Specifications	AT401MCA	AT402MCA	AT403MCA
Style	Micro Surface Prep	Micro Sander	Micro Polisher
Pad/Disc Size, Dia., inches (mm)	3 (76)	3 (76)	3 (76.2)
Rated Power, HP (kW)	0.25 (.19)	0.25 (.19)	0.25 (.19)
Free Speed, RPM	15,000	15,000	6,000
Spindle Thread, inches	1/4"-20	5/16"-24 UNF	5/16"-24 UNF
Air Consumption, Free Speed, CFM (SCFM) [l/min]	2.1 (15) [59]	2.1 (15) [59]	2.2 (16) [62]
Air Inlet Thread Size	1/4"-18 NPT	1/4"-18 NPT	1/4"-18 NPT
Recommended Hose Size, inches (mm)	3/8 (10)	3/8 (10)	3/8 (10)
Vibration Level, m/s ²	<2.5	<2.5	<2.5
Sound Level dB(A) Pressure	84	84	86
Length, inches (mm)	4.7 (119)	5.2 (133)	5.6 (143)
Weight, lb (kg)	0.97 (0.44)	1.1 (.50)	1.3 (0.60)



AT401MCA



AT403MCA



AT402MCA

CE

AT401MCA, AT402MCA and AT403MCA Micro Series (Blue-Point®)

- Powerful direct drive gear train for greater durability
- Large two-finger trigger for better control
- High-quality bearings for longer tool life
- Composite housing with comfort grip insulates from the cold
- Bottom handle diffused exhaust
- Variable-speed trigger



AT401MCKA



AT402MCKA



AT403MCKA

AT401MCKA Micro Surface Prep Tool Kit (Blue-Point®)

- Includes AT401MCA Micro Surface Prep Tool, (1) 2" ROLOC® pad, (1) 3" ROLOC® pad, (5) 2" 40 grit pads and (5) 3" 80 grit pads in a storage case

AT402MCKA Micro Dual-Action Sander Kit (Blue-Point®)

- Includes AT402MCA Micro Sander, (1) 3" Hookit® pad, (25) 3" 180 grit pads, (25) 3" 200 grit pads, (10) 3" 320 grit pads and (10) 3" 800 grit pads in a storage case

AT403MCKA Micro Polisher Kit (Blue-Point®)

- Includes AT403MCA Micro Polisher, (1) 3" Hookit® pad, (1) 3" wool pad, and (1) 3" foam pad in a storage case

Portable Dent-Pulling System

Specifications	PTGR280 ‡
Style	Material Removal Tool
Rated Power, HP (kW)	0.45 (.33)
Free Speed, RPM	3,500
Air Consumption, Free Speed, CFM (SCFM) [l/min]	4 (28) [113]
Air Inlet Thread Size	1/4"-18 NPT
Recommended Hose Size, inches (mm)	3/8 (10)
Vibration Level, m/s ²	2.8
Sound Level, dB(A)	85
Length, inches (mm)	12 (304)
Weight, lb (kg)	2.4 (1.09)
Rubber Eraser Wheel (opt.)	PT280303MP3



PTGR280

PTGR280 ‡ Crud Thug® Removal Air Tool

- Quickly removes seam sealers, rust, paint and underbody coatings
- Optional rubber eraser wheel for pinstripe and graphics removal
- Easily removes automotive crud without fumes, heat buildup or surface damage
- Includes (1) fine wire wheel and (1) coarse wire wheel
- Thermally balanced air motor routes air between the housing and liner for cooler tool temperatures and longer life
- Planetary gear system for increased torque
- Ergonomic cushion grip insulates against cold and vibration
- Adjustable exhaust outlet in rear of the tool allows choice of exhaust direction
- 10-position power/speed regulator allows easy RPM adjustment
- Paddle-style trigger for precise speed control



- Use only accessories intended for each air tool
- Do not use accessories above their maximum rated RPM
- ‡These products can expose you to chemicals which are known to the state of California to cause cancer and reproductive harm. See pages 906-907 for details.
- Read safety precautions on pages W1 to W4

AIR: FINISHING TOOLS

Polishers (Blue-Point®)

Specifications	AT450DP
Style	Vertical Polisher
Pad Size, inches (mm)	7 (177)
Rated Power, HP	0.7
Free Speed RPM	2,500
Spindle Thread Range, inches	5/8–11
Air Consumption CFM	3.6
Air Inlet Thread Size, NPT	1/4–18
Vibration Level m/s ²	9
Sound Level, dB(A)	108
Length, inches (mm)	16 (406)
Weight, lb (kg)	4.95 (2.25)



AT450DP

AT450DP 7" Heavy-Duty Vertical Polisher (Blue-Point®)

- Powerful air motor is ideal for sanding and polishing
- Variable-speed throttle for use on a variety of surfaces
- Dual side-handle mounts for optimal control
- Handle grips for increased comfort

AT450DP-50 Spanner Wrench




SPPT280-300



PT280-301-11



PT280-303-30



PT280-305-11



PT280-300-11



PT280-302-23



PT280-304-11



PT280-306-11

Remove-All Tool Accessory Belts

Stock No.	Width, mm	Wheel Diameter, inches	Wire Style	Maximum Safe Free Speed, RPM	Application	Description
SPPT280-300	23 and 30	4.05	—	—	Mounts 23 mm and 33 mm Wheels to Tool	Wheel Hub Set
PT280-300-11	11	4.05	—	4,000	Mounts 11 mm Wire Wheel to Tool	Hub (Blue-Point®)
PT280-301-11	11	4.05	Bent, sharpened spring steel tips	4,000	Removes Sealers and Coatings/Profiles Steel Surfaces, Roughs Fiberglass, Plastic and Rubber	Wire Wheel (Coarse) (Blue-Point®)
PT280-301-23	23	4.05	Bent, sharpened spring steel tips	4,000	Removes Sealers and Coatings/Profiles Steel Surfaces, Roughs Fiberglass, Plastic and Rubber	Wire Wheel (Coarse) (Blue-Point®)
PT280-301MP5	23	4.05	Bent, sharpened hardened spring steel tips	4,000	Removes Sealers and Coatings/Profiles Steel Surfaces, Rough Fiberglass, Plastic and Rubber	Wire Wheel (Coarse)
PT280-302-11	11	4.05	Straight, hardened spring steel tips	4,000	Removes Light Rust, Paint and Gasket Material/ Cleans Contours and Tight Areas	Wire Wheel (Fine) (Blue-Point®)
PT280-302-23	23	4.05	Straight, hardened spring steel tips	4,000	Removes Light Rust, Paint and Gasket Material/ Cleans Contours and Tight Areas	Wire Wheel (Fine) (Blue-Point®)
PT280-302MP5	23	4.05	Straight, hardened spring steel tips	4,000	Removes Light Rust, Paint and Gasket Material/ Cleans Contours and Tight Areas	Wire Wheel (Fine)
PT280-303-30	30	4.13	—	3,500	Removes Vinyl, Decals and Pinstripes, Reflective and Dot Tape, Molding and Adhesive Tape	Rubber Eraser Wheel (Blue-Point®)
PT280-303MP3	30	4.13	—	3,500	Removes Vinyl, Decals and Pinstripes, along with Reflective and Dot Tape, Molding and Adhesive Tape	Rubber Eraser Wheel (Blue-Point®)
PT280-304-11	11	4.05	Straight, hardened stainless-steel tips	4,000	Removes Paint, Oxidation and Liquid Gaskets/ Cleans Weld Seams and Rivets	Stainless Steel Wire Wheel (Fine) (Blue-Point®)
PT280-304-23	23	4.05	Straight tip stainless-steel	4,000	Removes Paint, Oxidation and Liquid Gaskets/ Cleans Weld Seams and Rivets	Stainless Steel Wire Wheel (Fine)
PT280-305-11	11	4.05	Bent, sharpened stainless-steel tips	4,000	Removes Paint, Corrosion, Cleans Weld Seams, Burn and Slag/Effective for Non-Ferrous Metals	Stainless Steel Wire Wheel (Coarse) (Blue-Point®)
PT280-305-23	23	4.05	Bent, sharpened stainless-steel tips	4,000	Removes Paint, Corrosion, Cleans Weld Seams, Burn and Slag/Effective for Non-Ferrous Metals	Stainless Steel Wire Wheel (Coarse)
PT280-306-11	11	4.05	Bent, sharpened spring steel tips	4,000	Remove Heavy Rust, Paint, Epoxy and Marine Growth/Profiles Aluminum Surfaces	Wire Wheel (Medium) (Blue-Point®)
PT280-306-23	23	4.05	Bent, sharpened spring steel tips	4,000	Removes Heavy Rust, Paint, Epoxy and Marine Growth/Profiles Aluminum Surfaces	Wire Wheel (Medium) (Blue-Point®)

ACCESSORIES

OUR POWER TOOLS FEATURE AN ABUNDANCE OF SUPERIOR ENGINEERING AND MANUFACTURING DETAILS. THEY'RE ALSO COMPLEMENTED WITH AN ABUNDANT RANGE OF ACCESSORIES TO MAKE THEM PERFORM EVEN BETTER.

ADDED ACCESSORIES MEANS ADDED PRODUCTIVITY.

Chisel bits with a Zinc Clear Chromate finish that provides bright plating for greater visibility and increased life. Extremely lightweight and maneuverable air hoses. Premium-grade oil and protective boots. These are just some of the engineering advancements that are specifically designed to complement and enhance our air and cordless tools.

AIR/CORDLESS TOOL BOOTS



AT670BBOOT



YA972



MG725BBOOT



MG325BBOOT



YA975



PH3050RBOOT



YA888



FAR7000BBOOT

Protective Boots

Description	Size	Air Tool Stock No.	Stock No.
Air Impact Wrench Boots	3/4" Sq. Drive	AT670	AT670BBOOT
		AT760	AT760BBOOT
		AT775, AT775L	YA979
		MG1200, MG1250 Series	MG1200BBOOT
	1/2" Sq. Drive	AT123 Series	AT123-45
		AT500C, AT500D	YA972
		AT5500	AT5500BBOOT
		AT5500T	AT5500TBBOOT
		AT560	AT560BBOOT
		AT570	AT570BBOOT
		AT600	AT600-23
		IMC500	IMC500BBOOT
		PT850	PT850BBOOT*
		PT850BBOOTBK	PT850BBOOTBK
	3/8" Sq. Drive	MG725 Series	MG725BBOOT*
		AT321	AT321-44
		AT355A	YA977
		AT360	AT360-25
		AT365	AT365BBOOT
		AT370	AT370BBOOT
1/4" Sq. Drive	MG31	MG31BBOOT	
	MG325 Series	MG325BBOOT*	
	AT225B Series	YA975	
Cordless Impact Wrench Boots	1/2" Sq. Drive	CT6850 Series	CT6850MBBBOOT
			CT6850MPBBOOT
			CT6850MRBBOOT
			CT6850OBBOOT
	CT8850, CT6818 Series	CT8850BBOOT	
1/2" and 3/8" Sq. Drive	CT8815, CT4415, CT8810, CT4818 Series	CT8810BBOOT	
3/8" Sq. Drive	CT761 Series	CT761BBOOT	

Description	Size	Air Tool Stock No.	Stock No.
Air Hammer Boot	—	PH2045 / PH2050	YA20500
		PH3050, PH3050A, PH3050B	PH3050RBOOT
Air Drill Boot (Blue-Point®)	3/8" Capacity	AT5000	AT5000BBOOT
Air Drill Boot	—	PDR3A, PDR3000, PDR3001	YA883
	—	PDR5A, PDR5000, PDR5001	YA885
Air Ratchet Boots	1/4" Sq. Drive	FAR25, FAR25A	YA888
	3/8" Sq. Drive	FAR7000	FAR7000BBOOT
14.4 V Ni-Cad Battery Boots	14.4 V	CTB4145, CTB4147 Series	CTB4147
		CTB4145BBOOT	
	18 V	CTB4185, CTB4187 Series	CTB4185BBOOT
	14.4 V	CTB8172 Series Batteries	CTB8172BBOOT*
	—	—	CTB8172BKBOT
	18 V	CTB7185, CTB8185	CTB8185BBOOT
14.4 V	—	CTLMAG-BOOT	

*Colors Available



ADD SUFFIX TO STOCK NUMBER FOR SPECIAL COLORS



PTND4KA



PTND5K



PTNDM4KA

Magnetic Power Nut Drivers

- Magnets keep ferrous metal fasteners positioned in the driver
- High-grade alloy material for long-lasting durability
- Storage case keeps tools organized under the hood and on the bench

Stock No.	Description
PTND4KA516	5/16 SAE Magnetic Power Nut Setter
PTND4KA14	1/4" SAE Magnetic Power Nut Setter (Blue-Point®)
PTND4KA12	1/2" SAE Magnetic Power Nut Setter
PTND4KA38	3/8" SAE Magnetic Power Nut Setter (Blue-Point®)
PTNDM4KA8	8 mm Metric Magnetic Power Nut Setter (Blue-Point®)
PTNDM4KA10	10 mm Metric Magnetic Power Nut Setter (Blue-Point®)
PTNDM4KA12	12 mm Metric Magnetic Power Nut Setter
PTNDM4KA14	14 mm Metric Magnetic Power Nut Setter (Blue-Point®)
PTND5K716	7/16" SAE Magnetic Power Nut Setter (Blue-Point®)

PTND4KA 4 pc SAE Magnetic Power Nut Setter Set

- Includes (4) magnetic power nut setters (1/4, 5/16, 3/8 and 1/2") in a storage case

PTND5K 5 pc SAE Magnetic Nut Driver Set (Blue-Point®)

- Includes (5) magnetic power nut setters (1/4, 5/16, 3/8, 7/16 and 1/2") in a storage case

PTNDM4KA 4 pc Metric Magnetic Power Nut Setter Set

- Includes (4) magnetic power nut setters (8, 10, 12 and 14 mm) in a storage case



DC15014



DC15038



DCBP500



PD30-3



AT3000-26

Drill Accessories

AT3000-26 3/8" Keyless Chuck

- Use for AT3000 air drill

AT5000-6 Drill Chuck

- 1/2" keyed chuck fits AT5000
- Thread size 1/2"-20; Capacity 1/16" 1/2"
- Key not included

AT5000-6-1 Chuck Key

- 1/2" chuck key for AT5000

AT825-7 Chuck Key

- Chuck Key, 1/4"

DC15014 1/4" Drill Chuck (Blue-Point®)

- Converts 1/4" drive impact wrenches to three-jaw, drill type chuck operation for impact drilling

DC15038 3/8" Drill Chuck (Blue-Point®)

- Converts 3/8" drive impact wrenches to three-jaw, drill type chuck operation for impact drilling

DC205989 S2A Chuck Key

- Use for DC208881 drill chuck

DC317255 3/8" Drill Chuck (For PDR3A)

- 3/8" chuck fits AT3000 drill
- Thread size 3/8"-24; Capacity 1/32" 3/8"
- Includes PD3A3 chuck key

DC64527 1/2" Drill Chuck

- 1/2" chuck fits AT3000 drill
- Thread size 3/8"-24; Capacity 1/16"-1/2"
- Includes PD30-3 chuck key

DCBP500 1/2" Keyless Chuck

- Use on AT5000 air drill

PD30-3 Chuck Key

- For PDR3A drill

PD3A3 Chuck Key

- 3/8" chuck key for PDR3A and AT800 drills

Stock No.	Description
DC15014	Drill Chuck
DC15038	Drill Chuck
AT5000-6	Drill Chuck
PDR5-2A	1/2" Jacob's Chuck
DCBP500	Keyless Drill Chuck
PD30-3	Chuck Key
PD3A3	Chuck Key
AT5000-6-1	Chuck Key
DC205989	S2A Chuck Key
AT3000-26	Keyless Chuck
AT825-7	Chuck Key
DC317255	Drill Chuck
DC64527	Drill Chuck



• Read safety precautions on pages W1 to W4

DRILL ACCESSORIES



BTSS620

Double Square Bit

BTSS620 Double Square Power Bit

- Provides extra clearance and minimizes tool contact with the work surface
- Minimizes potential damage to painted panels on RVs and trailers
- Ideal for use with all types of drills
- 6" long

DC150 8 pc Chuck Set (Blue-Point®)

- Includes 1/4" and 3/8" drill chucks, a chuck key and (5) stubby drill bits in 1/8, 3/16, 1/4, 5/16 and 3/8" sizes
- Includes a storage case



DC150

PDAH1A Auxiliary Handle

- Provides two-handed power and control when used in conjunction with air drills



PDAH1A

BIT SETS (BLUE-POINT®)



YA52PBSQC

Power Bit Sets

YA52PBSQC 52 pc Power Bit Set (Blue-Point®)

- Ideal for use with cordless drills and screwdrivers
- Includes (7) six-lobe star (tamper-proof) insert bits, (3) square insert bits, (4) PHILLIPS® insert bits, (4) slotted insert bits, (7) hex insert bits, (2) clutch insert bits, (6) six-lobe star (tamper-proof) power bits, (3) square power bits, (3) PHILLIPS® power bits, (3) slotted power bits, (3) hex power bits, (3) socket adaptors, (1) quick-change chuck, (2) PHILLIPS® double end bits and (1) square bit holder in a storage case



CTS561BITSET

CTS561BITSET 23 pc 1/4" Drive Quick-Change Bit Set (Blue-Point®)

- For Snap-on® cordless screwdrivers, plus other power drivers
- Quick-change hex saves time changing bits
- Manufactured from industrial-grade tool steel
- Includes (22) bits (all 3" long), plus a 1/4" square drive (2" long)
- Includes PHILLIPS® bits #0, #1, #2; flat tip bits 5/32", 3/16", 7/16", 1/4", 9/32"; TORX® bits T10, T15, T20, T25, T27, T30, T40; hex bits 3/32", 7/64, 1/8", 5/32", 3/16", 7/32" and 1/4"
- Includes a storage case



PTB32K

PTB32K 32 pc 1/4" Hex Shank Power Bit Set (Blue-Point®)

- Ideal for use with cordless drills and screwdrivers
- Includes (2) adaptors, (5) flat tip bits 5/32-9/32," (7) hex bits 3/32-1/4", (4) PHILLIPS® bits 0, 1, 2 and 3, (4) Pozidriv® bits 0, 1, 2 and 3, (7) TORX® tamper-resistant bits T10-T40, (3) square bits 0, 1 and 2
- Storage case clearly indicates bit type and size

ThunderBit® Cobalt, 135° Split Point

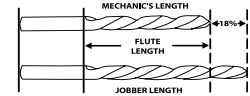
- For drilling at higher speeds in tougher drilling conditions
- Feature 135° split points for easier drill starting without the need for center punching
- Heavy-duty web construction for higher strength and less breakage
- Improved chip ejection through a specially engineered flute design



DBTBC121



DBTBC129



Stock No.	Size, inches	DBTBC121†	DBTBC129†
DBTBC1/16‡	1/16	•	•
DBTBC5/64‡	5/64	•	•
DBTBC3/32‡	3/32	•	•
DBTBC7/64‡	7/64	•	•
DBTBC1/8‡	1/8	•	•
DBTBC9/64‡	9/64	•	•
DBTBC5/32‡	5/32	•	•
DBTBC11/64‡	11/64	•	•
DBTBC3/16‡	3/16	•	•
DBTBC13/64‡	13/64	•	•

Stock No.	Size, inches	DBTBC121†	DBTBC129†
DBTBC7/32‡	7/32	•	•
DBTBC15/64‡	15/64	•	•
DBTBC1/4‡	1/4	•	•
DBTBC17/64‡	17/64	•	•
DBTBC9/32‡	9/32	•	•
DBTBC19/64‡	19/64	•	•
DBTBC5/16‡	5/16	•	•
DBTBC21/64‡	21/64	•	•
DBTBC11/32‡	11/32	•	•
DBTBC23/64‡	23/64	•	•

Stock No.	Size, inches	DBTBC121†	DBTBC129†
DBTBC3/8‡	—	•	•
DBTBC25/64‡	25/64	•	•
DBTBC13/32‡	13/32	•	•
DBTBC27/64‡	27/64	•	•
DBTBC7/16‡	7/16	•	•
DBTBC15/32‡	15/32	•	•
DBTBC29/64‡	29/64	•	•
DBTBC31/64‡	31/64	•	•
DBTBC1/2‡	1/2	•	•
B121B‡	—	•	•
B129B‡	—	•	•

DBTBC121‡ 21 pc Cobalt ThunderBit® 135° Split Point Drill Bit Set (1/16–3/8")

- Set contains DBTBC1/16–DBTBC3/8 (21 bits) in B121B metal drill index

DBTBC129‡ 29 pc Cobalt ThunderBit® 135° Split Point Drill Bit Set (1/16–1/2")

- Set contains DBTBC1/16–DBTBC1/2 (29 bits) in B129B metal drill index
- Bits will drill at higher speeds in tougher drilling conditions
- 135° split points for easier drill starting without the need for center punching
- Heavy-duty web construction for higher strength and less breakage
- Improved chip ejection through a specially engineered flute design

ThunderBit® Metric High-Speed Steel, 135° Split Point

- 135° split points for easier drill starting without the need for center punching
- Semi-parabolic design provides improved chip and shaving ejection away from the hole to reduce heat on the bit
- Made with M2 premium high-speed steel
- Black and gold finish for multiple applications



DBTBM125K

Stock No.	Size, mm	Length, mm (inches)	DBTBM125K‡
DBTBM1‡	1	41 (1.61)	•
DBTBM1.5‡	1.5	48 (1.89)	•
DBTBM2‡	2	51 (2.01)	•
DBTBM2.5‡	2.5	60 (2.36)	•
DBTBM3‡	3	70 (2.76)	•
DBTBM3.5‡	3.5	73 (2.87)	•
DBTBM4‡	4	83 (3.27)	•
DBTBM4.5‡	4.5	86 (3.39)	•
DBTBM5‡	5	92 (3.62)	•

Stock No.	Size, mm	Length, mm (inches)	DBTBM125K‡
DBTBM5.5‡	5.5	95 (3.74)	•
DBTBM6‡	6	102 (4.02)	•
DBTBM6.5‡	6.5	105 (4.13)	•
DBTBM7‡	7	105 (4.13)	•
DBTBM7.5‡	7.5	111 (4.37)	•
DBTBM8‡	8	114 (4.49)	•
DBTBM8.5‡	8.5	121 (4.76)	•
DBTBM9‡	9	124 (4.88)	•
DBTBM9.5‡	9.5	127 (5)	•

Stock No.	Size, mm	Length, mm (inches)	DBTBM125K‡
DBTBM10‡	10	130 (5.12)	•
DBTBM10.5‡	10.5	133 (5.24)	•
DBTBM11‡	11	140 (5.51)	•
DBTBM11.5‡	11.5	143 (5.63)	•
DBTBM12‡	12	149 (5.87)	•
DBTBM12.5‡	12.5	152 (5.98)	•
DBTBM13‡	13	152 (5.98)	•



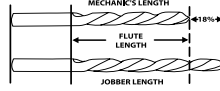
• ‡These products can expose you to chemicals which are known to the state of California to cause cancer and reproductive harm. See pages 906-907 for details.
• Read safety precautions on pages W1 to W4

DRILL BITS



DBTB121

DBTB129



ThunderBit® High Speed Steel, 135° Split Point

- Industrial-grade steel with bronze-oxide surface treatment
- Bits will drill at higher speeds in tougher drilling conditions
- 135° split points for easier drill starting without the need for center punching
- Heavy-duty web construction for higher strength and less breakage
- Improved chip ejection through a specially engineered flute design

Stock No.	Size, inches	Set Contains:	
		DBTB121†	DBTB129†
DBTB1/16‡	1/16	•	•
DBTB1/2‡	1/2	•	•
DBTB1/4‡	1/4	•	•
DBTB1/8‡	1/8	•	•
DBTB11/32‡	11/32	•	•
DBTB11/64‡	11/64	•	•
DBTB13/32‡	13/32	•	•
DBTB13/64‡	13/64	•	•
DBTB15/32‡	15/32	•	•
DBTB15/64‡	15/64	•	•

Stock No.	Size, inches	Set Contains:	
		DBTB121†	DBTB129†
DBTB17/64‡	17/64	•	•
DBTB19/64‡	19/64	•	•
DBTB21/64‡	21/64	•	•
DBTB23/64‡	23/64	•	•
DBTB25/64‡	25/64	•	•
DBTB27/64‡	27/64	•	•
DBTB29/64‡	29/64	•	•
DBTB3/16‡	3/16	•	•
DBTB3/32‡	3/32	•	•
DBTB3/8‡	3/8	•	•

Stock No.	Size, inches	Set Contains:	
		DBTB121†	DBTB129†
DBTB31/64‡	31/64	•	•
DBTB5/16‡	5/16	•	•
DBTB5/32‡	5/32	•	•
DBTB5/64‡	5/64	•	•
DBTB7/16‡	7/16	•	•
DBTB7/32‡	7/32	•	•
DBTB7/64‡	7/64	•	•
DBTB9/32‡	9/32	•	•
DBTB9/64‡	9/64	•	•

Mechanic's Length, 135° Point with Three-Flat Shank



DBTR11



DBTR129

Stock No.	Size, inches	Set Contains:	
		DBTR11†	DBTR129†
DBTR1/16‡	1/16	•	•
DBTR5/64‡	5/64	•	•
DBTR3/32‡	3/32	•	•
DBTR7/64‡	7/64	•	•
DBTR1/8‡	1/8	•	•
DBTR9/64‡	9/64	•	•
DBTR5/32‡	5/32	•	•
DBTR11/64‡	11/64	•	•
DBTR3/16‡	3/16	•	•
DBTR13/64‡	13/64	•	•
DBTR7/32‡	7/32	•	•
DBTR15/64‡	15/64	•	•
DBTR1/4‡	1/4	•	•
DBTR17/64‡	17/64	•	•
DBTR9/32‡	9/32	•	•

Stock No.	Size, inches	Set Contains:	
		DBTR11†	DBTR129†
DBTR19/64‡	19/64	•	•
DBTR5/16‡	5/16	•	•
DBTR21/64‡	21/64	•	•
DBTR11/32‡	11/32	•	•
DBTR23/64‡	23/64	•	•
DBTR3/8‡	3/8	•	•
DBTR25/64‡	25/64	•	•
DBTR13/32‡	13/32	•	•
DBTR27/64‡	27/64	•	•
DBTR7/16‡	7/16	•	•
DBTR29/64‡	29/64	•	•
DBTR15/32‡	15/32	•	•
DBTR31/64‡	31/64	•	•
DBTR1/2‡	1/2	•	•
DBTR11-1‡	Pouch for 11 pc Drill Bit Set		

DBTR11† 11 pc High-Speed Mechanic's Length 135° Point with Three-Flat Shank Drill Bit Set

- Includes (11) high-speed mechanic's length 135° point with three flat shank drill bits (1/16, 3/32, 1/8, 5/32, 3/16, 7/32, 1/4, 9/32, 5/16, 11/32 and 3/8")
- Includes kit bag

DBTR129† 29 pc High-Speed Mechanic's Length 135° Point with Three-Flat Shank Drill Bit Set

- Includes (29) drill bits (1/16–1/2")
- Includes metal drill index

Hole Cutters

GA219B Hole Cutter Kit (Blue-Point®)

- Cuts holes in sheet metal, pipe, plastic and wood up to 1/4" thick
- Special design helps to prevent clogging; cutting doesn't need to be interrupted to clear chips
- Includes (7) high-speed steel cutters (5/16, 3/8, 7/16, 1/2, 9/16, 5/8 and 3/4"), an arbor with a spring-loaded pilot guide, a hex wrench, an extra pilot, stop and spacer washers
- Includes a storage case



GA219B

GA219A1MP3 5/16" Cutter

GA219A2MP3 3/8" Cutter

GA219A3MP3 7/16" Cutter

GA219A4MP3 1/2" Cutter

GA219A5MP3 9/16" Cutter

GA219A7MP3 5/8" Cutter

GA219A10MP3 3/4" Cutter

GA219-9A Arbor

GA219A9A Arbor for 3/8 and 1/2" Chucks

GA219B1 Center Punch

GA219A9-2A Ejector Spring

GA219A8 Pilot

GA219A12 3/8 x 7/8" Stop Washer with Flats

GA219A13 Washer 3/8 x 9/16

Cobalt Short Length Drill Bits

DBTRCS11‡
Set
Contains:

Stock No.	Length, inches	
DBTRCS1/16‡	1.65	•
DBTRCS3/32‡	1.79	•
DBTRCS1/8‡	1.94	•
DBTRCS5/32‡	2.13	•
DBTRCS3/16‡	2.25	•
DBTRCS7/32‡	2.44	•
DBTRCS1/4‡	2.58	•
DBTRCS9/32‡	2.77	•
DBTRCS5/16‡	2.90	•
DBTRCS11/32‡	3.10	•
DBTRCS3/8‡	3.24	•

DBTRCS11‡ 11 pc Cobalt Short Length Drill Bit Set

- Shorter length bits to access tight spaces
- Flats on larger-sized drill bits provide a better grip on the tool in the chuck (3/16–3/8")
- Comes with custom kit bag



DBTRCS11

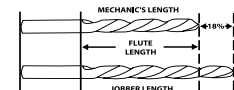
Jobber Length, 118° Point

DB129C‡
DB121C‡
DB113C‡
Set
Contains:

Stock No.	Size, inches			
DBF1/16C‡	1/16	•	•	•
DBF5/64C‡	5/64	•	•	•
DBF3/32C‡	3/32	•	•	•
DBF7/64C‡	7/64	•	•	•
DBF1/8C‡	1/8	•	•	•
DBF9/64C‡	9/64	•	•	•
DBF5/32C‡	5/32	•	•	•
DBF11/64C‡	11/64	•	•	•
DBF3/16C‡	3/16	•	•	•
DBF13/64C‡	13/64	•	•	•
DBF7/32C‡	7/32	•	•	•
DBF15/64C‡	15/64	•	•	•
DBF1/4C‡	1/4	•	•	•
DBF17/64C‡	17/64	•	•	•
DBF9/32C‡	9/32	•	•	•
DBF19/64C‡	19/64	•	•	•
DBF5/16C‡	5/16	•	•	•
DBF21/64C‡	21/64	•	•	•

DB129C‡
DB121C‡
DB113C‡
Set
Contains:

Stock No.	Size, inches			
DBF11/32C‡	11/32	•	•	•
DBF23/64C‡	23/64	•	•	•
DBF3/8C‡	3/8	•	•	•
DBF25/64C‡	25/64	•	•	•
DBF13/32C‡	13/32	•	•	•
DBF27/64C‡	27/64	•	•	•
DBF7/16C‡	7/16	•	•	•
DBF29/64C‡	29/64	•	•	•
DBF15/32C‡	15/32	•	•	•
DBF31/64C‡	31/64	•	•	•
DBF1/2C‡	1/2	•	•	•
B113B‡		•		
B121C‡			•	
B121F‡				•
B129C‡				•
B129F‡				•
B129M‡				•



DB113C



DB121C



DB129C

DB129C‡ 29 pc High-Speed Jobber Length 118° Point Drill Bit Set

- Includes (29 pc) (1/16–1/2")
- Includes metal drill index

DB121C‡ 21 pc High-Speed Jobber Length 118° Point Drill Bit Set

- Includes (21 pc) (1/16–3/8")
- Includes metal drill index

DB113C‡ 13 pc High-Speed Jobber Length 118° Point Drill Bit Set

- Includes (13 pc) (1/16–1/4")
- Includes metal drill index



‡These products can expose you to chemicals which are known to the state of California to cause cancer and reproductive harm. See pages 906-907 for details.
• Read safety precautions on pages W1 to W4

DRILL BITS



DBA126B

Jobber Length, Letter Size, 118° Point

DBA126B ‡

Set
Contains:

Stock No.	Decimal Equivalent, inches	
DBAA1A ‡	.234 (A)	•
DBAA1B ‡	.238 (B)	•
DBAA1C ‡	.242 (C)	•
DBAA1D ‡	.246 (D)	•
DBAA1E ‡	.250 (E)	•
DBAA1F ‡	.257 (F)	•
DBAA1G ‡	.261 (G)	•
DBAA1H ‡	.266 (H)	•
DBAA1I ‡	.272 (I)	•
DBAA1J ‡	.277 (J)	•
DBAA1K ‡	.281 (K)	•
DBAA1L ‡	.290 (L)	•
DBAA1M ‡	.295 (M)	•

DBA126B ‡

Set
Contains:

Stock No.	Decimal Equivalent, inches	
DBAA1N ‡	.302 (N)	•
DBAA1O ‡	.316 (O)	•
DBAA1P ‡	.323 (P)	•
DBAA1Q ‡	.332 (Q)	•
DBAA1R ‡	.339 (R)	•
DBAA1S ‡	.348 (S)	•
DBAA1T ‡	.358 (T)	•
DBAA1U ‡	.368 (U)	•
DBAA1V ‡	.377 (V)	•
DBAA1W ‡	.386 (W)	•
DBAA1X ‡	.397 (X)	•
DBAA1Y ‡	.404 (Y)	•
DBAA1Z ‡	.413 (Z)	•
B126C ‡	Metal Drill Index	•

DBA126B ‡ 26 pc High-Speed Jobber Length Letter Size 118° Point Drill Bit Set

- Includes (26 pc) (.234–.413") (A–Z)
- Includes metal drill index (B126C)



DBM125C

Jobber Length, Metric, 118° Point

DBM125C ‡

Set
Contains:

Stock No.	Size, mm	
DBM1A ‡	1	•
DBM1.5A ‡	1.5	•
DBM2A ‡	2	•
DBM2.5A ‡	2.5	•
DBM3A ‡	3	•
DBM3.5A ‡	3.5	•
DBM4A ‡	4	•
DBM4.5A ‡	4.5	•
DBM5A ‡	5	•
DBM5.5A ‡	5.5	•
DBM6A ‡	6	•
DBM6.5A ‡	6.5	•
DBM7A ‡	7	•

DBM125C ‡

Set
Contains:

Stock No.	Size, mm	
DBM7.5A ‡	7.5	•
DBM8A ‡	8	•
DBM8.5A ‡	8.5	•
DBM9A ‡	9	•
DBM9.5A ‡	9.5	•
DBM10A ‡	10	•
DBM10.5A ‡	10.5	•
DBM11A ‡	11	•
DBM11.5A ‡	11.5	•
DBM12A ‡	12	•
DBM12.5A ‡	12.5	•
DBM13A ‡	13	•
B125C ‡	Metal Drill Index	•

DBM125C ‡ 25 pc Jobber Length Metric Size 118° Point Drill Bit Set

- Includes (25 pc) (1–13 mm)
- Includes metal drill index (B125C)

DRILL BITS (Blue-Point®)



DBBPC21

Jobber Length, Cobalt, 135° Point (Blue-Point®)

Stock No.	Size, inches	Stock No.	Size, inches
DBBPC1/16	1/16	DBBPC15/64	15/64
DBBPC5/64	5/64	DBBPC1/4	1/4
DBBPC3/32	3/32	DBBPC17/64	17/64
DBBPC7/64	7/64	DBBPC9/32	9/32
DBBPC1/8	1/8	DBBPC19/64	19/64
DBBPC9/64	9/64	DBBPC5/16	5/16
DBBPC5/32	5/32	DBBPC21/64	21/64
DBBPC11/64	11/64	DBBPC11/32	11/32
DBBPC3/16	3/16	DBBPC23/64	23/64
DBBPC13/64	13/64	DBBPC3/8	3/8
DBBPC7/32	7/32		

DBBPC21 21 pc Cobalt Drill Bit Set (Blue-Point®)

- Ideal for drilling low- and medium-carbon steel, plus steel alloy
- 135° split point penetrates on contact and prevents walking of the bit
- Jobber length for access in tight locations
- Cobalt construction for higher temperature applications
- Use CL6 Cutting Oil to maximize drill bit life
- Set contains DBBPC1/16–DBBPC3/8 (1/16–3/8") in metal drill bit index



DBBP21

Jobber Length, High-Speed Steel, 135° Point (Blue-Point®)

Stock No.	Size, inches	Stock No.	Size, inches
DBBP1/16	1/16	DBBP15/64	15/64
DBBP5/64	5/64	DBBP1/4	1/4
DBBP3/32	3/32	DBBP17/64	17/64
DBBP7/64	7/64	DBBP9/32	9/32
DBBP1/8	1/8	DBBP19/64	19/64
DBBP9/64	9/64	DBBP5/16	5/16
DBBP5/32	5/32	DBBP21/64	21/64
DBBP11/64	11/64	DBBP11/32	11/32
DBBP3/16	3/16	DBBP23/64	23/64
DBBP13/64	13/64	DBBP3/8	3/8
DBBP7/32	7/32		

DBBP21 21 pc HSS Drill Bit Set (Blue-Point®)

- Includes (21) drill bits (1/16–3/8")
- Includes metal drill index



DBBPT13

Jobber Length, HSS Titanium Coated, 135° Point (Blue-Point®)

Stock No.	Size, inches	Stock No.	Size, inches
DBBPT1/16	1/16	DBBPT11/64	11/64
DBBPT5/64	5/64	DBBPT3/16	3/16
DBBPT3/32	3/32	DBBPT13/64	13/64
DBBPT7/64	7/64	DBBPT7/32	7/32
DBBPT1/8	1/8	DBBPT15/64	15/64
DBBPT9/64	9/64	DBBPT1/4	1/4
DBBPT5/32	5/32		

DBBPT13 13 pc HSS Titanium-Coated Drill Bit Set (Blue-Point®)

- Ideal for drilling aluminum, copper, plastic and cast iron
- Titanium-coated high-speed steel for heavy-duty applications
- Designed for increased speed and feed rates
- 135° point
- Titanium coating resists rust
- Use CL6 Cutting Oil to maximize drill bit life
- Set contains DBBPT1/16–DBBPT1/4 (1/16–1/4") in metal drill bit index

Double-Ended, 135° Split Point

Set Contains:

DBD110A ‡

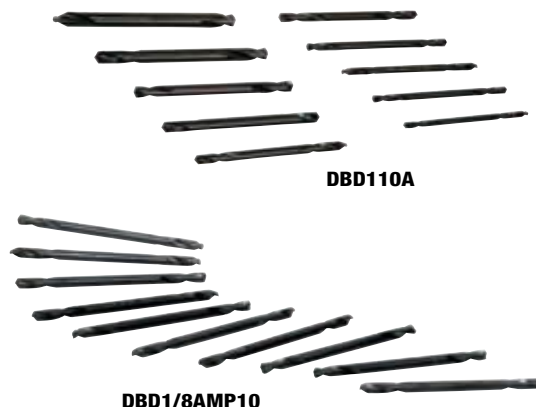
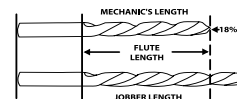
Stock No.	Type	Size	
DBD7/64A ‡	7/64" Double Ended Drill Bit	7/64"	•
DBD1/8A ‡	1/8" Double Ended 135° Split Point Drill Bit	1/8"	•
DBD9/64A ‡	9/64" Double Ended Drill Bit	9/64"	•
DBD5/32A ‡	5/32" Double Ended Drill Bit	5/32"	•
DBD3/16A ‡	3/16" Double Ended 135° Split Point Drill Bit	3/16"	•
DBD7/32A ‡	7/32" Double Ended Drill Bit	7/32"	•
DBD1/4A ‡	1/4" Double Ended 135° Split Point Drill Bit	1/4"	•
DBD11A ‡	#11 Double Ended Drill Bit	#11	•
DBD20A ‡	#20 Double Ended Drill Bit	#20	•
DBD30A ‡	#30 Double Ended Drill Bit	#30	•

DBD110A 10 pc Double-Ended 135° Split Point Drill Bit Set

- Includes (10 pc) (7/64–1/4", #11, #20 and #30)
- Includes a plastic pouch

DBD1/8AMP10 ‡ 1/8" Double-Ended 135° Split Point Drill Bit

- Used for pop rivet applications and drilling thin sheet metal
- 135° split point for fast penetration
- Made from long-lasting high-speed steel
- (10 pk) of DBD1/8A drill bits



Left-Hand Fractional Drill Bits, High Speed Steel

- Left-hand drill bits tend to loosen screws for easier removal

Stock No.	Size, inches
DBLS1/8B ‡	1/8
DBLS3/16B ‡	3/16
DBLS1/4B ‡	1/4

Stock No.	Size, inches
DBLS5/16B ‡	5/16
DBLS11/32B ‡	11/32

DBLS105B ‡ 5 pc Left-Hand High-Speed Drill Bit Set

- Use left-hand drill bits to make a hole in the broken screw before the extractor is inserted
- Left-hand drill bits tend to loosen screws for easier removal
- Set includes (5) drill bits (1/8–11/32) in a plastic pouch



DBLS105B

Left-Hand Fractional Drill Bits, Cobalt

- Left-hand drill bits tend to loosen screws for easier removal

Set Contains:

DBCL105B ‡

Stock No.	Size, inches	
DBCL5/64B ‡	5/64	•
DBCL7/64B ‡	7/64	•
DBCL1/8	1/8	
DBCL5/32B ‡	5/32	•
DBCL3/16A ‡	3/16	
DBCL7/32	7/32	
DBCL1/4B ‡	1/4	•
DBCL9/32A ‡	9/32	

Set Contains:

DBCL105B ‡

Stock No.	Size, inches	
DBCL19/64B ‡	19/64	•
DBCL5/16A ‡	5/16	
DBCL11/32A ‡	—	
DBCL3/8A ‡	3/8	
DBCL13/32A ‡	13/32	
DBCL7/16A ‡	7/16	
DBCL15/32A ‡	15/32	
DBCL1/2A ‡	1/2	

DBCL105B 5 pc Left-Hand Cobalt Drill Bit Set

- Use left-hand drill bits to make a hole in the broken screw before the extractor is inserted
- Left-hand drill bits tend to loosen screws for easier removal
- Set includes DBCL5/64B, DBCL7/64B, DBCL5/32B, DBCL1/4B and DBCL19/64B drill bits in a plastic pouch



DBCL105B



• ‡These products can expose you to chemicals which are known to the state of California to cause cancer and reproductive harm. See pages 906-907 for details.
 • Read safety precautions on pages W1 to W4

SPECIALIZED DRILL BITS



DBH11B



DBH7B

Hex Shank Drill Bits

- Black-oxide finish prevents rust and reduces operating temperature
- 118° point provides fast starts and optimal performance in thin-gauge material
- Hex drive design provides the ability to quickly adapt to all hex drive chucks
- Tapered fit of drill to hex drive shank eliminates bit wobble or runout to provide easier starting and a more precise hole
- Screw machine length allows the bits to be used in tight spaces
- Made in the US

Stock No.	Size, inches	Set Contains:	
		DBH11B	DBH7B
DBH1/16B	1/16	•	•
DBH3/32B	3/32	•	•
DBH1/8B	1/8	•	•
DBH5/32B	5/32	•	•
DBH3/16B	3/16	•	•
DBH7/32B	7/32	•	•
DBH1/4BB	1/4	•	•
DBH9/32B	9/32	•	
DBH5/16B	5/16	•	
DBH11/32B	11/32	•	
DBH3/8B	3/8	•	
DBH7B-1	Kit Bag		•
DBH11B-1	Kit Bag	•	

DBH7B 7 pc Hex Shank Drill Bit Set

- Includes (7 pc) DBH1/16B–DBH1/4BB (1/16–1/4") in DBH7B-1 kit bag

DBH7B-1 Kit Bag

- Fits DBH7B hex shank drill bit set

DBH11B 11 pc Hex Shank Drill Bit Set

- Includes (11 pc) DBH1/16B–DBH3/8B (1/16–3/8") in DBH11B-1 kit bag

DBH11B-1 Kit Bag

- Kit bag for DBH11B hex shank drill bit set

Left-Hand Fractional Drill Bits, Cobalt



DBTRCSL11

Stock No.	Size, inches	Set Contains:	
		DBTRCSL11 ‡	
DBTRCSL1/16 ‡	1/16	•	
DBTRCSL3/32 ‡	3/32	•	
DBTRCSL1/8 ‡	1/8	•	
DBTRCSL5/32 ‡	5/32	•	
DBTRCSL3/16 ‡	—	•	
DBTRCSL7/32 ‡	7/32	•	
DBTRCSL1/4 ‡	1/4	•	
DBTRCSL9/32 ‡	9/32	•	
DBTRCSL5/16 ‡	5/16	•	
DBTRCSL11/32 ‡	11/32	•	
DBTRCSL3/8 ‡	3/8	•	

DBTRCSL11 11 pc Left-Hand Cobalt Short Drill Bit Set with Flats

- Screw machine length for getting into smaller areas
- Flats on larger sized drill bits provide a better grip when used with keyless chucks (3/16–3/8")
- Left-hand flute for removing broken bolts
- Cobalt steel for drilling harder materials
- Bit lengths from 1.7–3.1"
- 11 most popular drill sizes in one set
- Includes (11) bits and a kit bag

90° Angle Drill Set



YA409

Size	Set Contains:			
	2-1/8" Long Bit Stock No.	1-1/4" Medium Bit Stock No.	3/4" Short Bit Stock No.	
#10	YA409-10L	YA409-10M	YA409-10S	
#11	—	—	YA409-11S	
#13	—	—	YA409-13S	
#20	—	—	YA409-20S	
#21	—	—	YA409-21S	
#30	YA409-30L	YA409-30M	YA409-30S	
1/8"	YA409-18L	YA409-18M	YA409-18S	•
3/16"	YA409-316L	YA409-316M	YA409-316S	•
3/32"	YA409-332L	YA409-332M	YA409-332S	•
#40	YA409-40L	YA409-40M	YA409-40S	
5/32"	YA409-532L	YA409-532M	YA409-532S	•
1/4"	YA409-14L	YA409-14M	YA409-14S	
—	YA409-15	—	—	•

YA409 90° Angle Drill Kit (Blue-Point®)

- Allows drilling up to 1/4" holes in confined areas by positioning the bit at a 90° angle to the drill
- Threaded drill bits provide consistent concentricity and eliminate slippage
- Includes
 - YA409 Drive unit; chucking spud
 - YA409-316M 3/16" bit (1-1/4" long)
 - YA409-18L 1/8" bit (2-1/8" long)
 - YA409-332L 3/32" bit (2-1/8" long)
 - YA409-18M 1/8" bit (1-1/4" long)
 - YA409-532M 5/32" bit (1-1/4" long)
 - YA409-18S 1/8" bit (3/4" long)
 - YA409-15 Storage Case

YA409-6 Threaded Collet (Blue-Point®)

- Allows the use of 1/4" dia. shank grinding burrs and abrasive wheels

1/2" Reduced-Shank Drill Bit, 118° Point

- Ideal for cutting in low- and medium-tensile strength materials
- Flatted shank provides a more secure grip for the drill chuck




CSE485B

Stock No.	Size, inches	Stock No.	Size, inches
CSE345B ‡	17/32	CSE475* ‡	45/64
CSE365B ‡	9/16	CSE485B ‡	3/4
CSE375* ‡	37/64	CSE505B ‡	25/32
CSE385B ‡	19/32	CSE525B ‡	13/16
CSE405B ‡	5/8	CSE565B ‡	7/8
CSE425B ‡	21/32	CSE575* ‡	59/64
CSE445B ‡	11/16	CSE605B ‡	15/16
CSE465B ‡	23/32	CSE645B ‡	1

*Use with TDP6 Pipe Tap Set.

Aircraft Length, 135° Split Point

Extra-long bits for drilling thick materials.



DBK7A

Set Contains:

DBK7A ‡

Stock No.	Size, inches	Flute Length, inches	Length, inches	
DBT1/8A ‡	1/8	1-5/8	12	•
DBT3/16A ‡	3/16	2-1/4	12	•
DBT1/4A ‡	1/4	2-3/4	12	•
DBT5/16A ‡	5/16	3-1/4	12	•
DBT3/8A ‡	3/8	3-3/4	12	•
DBT7/16A ‡	7/16	4	12	•
DBT1/2A ‡	1/2	4-1/2	12	•

Titanium-Nitride Step Drills

- Titanium-nitride coating creates a surface hardness that makes these tools last 4 to 5 times longer than ordinary drill bits
- Surface coating also reduces friction, resulting in a tool that runs cooler while running dry



YA1TA

Stock No.	Size Range	Increments	Shank Size, inches (mm)	Hole Sizes Per Bit	Length, inches
YA1TA	1/8–1/2"	1/32"	1/4 (6.5)	13	3-1/4
YA2TA	3/16–1/2"	1/16"	1/4 (6.5)	6	3-1/4
YA4TA	3/16–7/8"	1/16"	3/8 (10)	12	3
YA1MTA	4–12 mm	1 mm	1/4 (6.5)	9	3-1/4
YA3MTA	6–18 mm	2 mm	3/8 (10)	7	2-5/8
YA4MTA	4–22 mm	2 mm	3/8 (10)	10	3
YA5MTA	5–35 mm	2-3 mm	1/2 (13)	13	3-3/32



YA263A

Step Drills

Set Contains:

YAS203A

Stock No.	Size Range, inches	Increments, inches	Shank Size, inches	Hole Sizes Per Bit	Length, inches
YA261A	1/8–1/2	1/32	1/4	13	3-1/4 •
YA262A	3/16–1/2	1/16	1/4	6	3-3/8 •
YA265A	3/8	—	1/4	1	1-5/8
YA263A	1/4–3/4	1/16	3/8	9	2-5/8 •
YA267A	3/16–7/8	1/16	3/8	12	3
YA266A	9/16–1	1/16	1/2	8	2-1/2

HOLE SAWS

Hole Saws

- High-speed cutting edge is welded to an alloy steel back to absorb shocks
- Cut clean, accurate holes in steel and cast iron pipe, steel plates, aluminum, copper, brass, stainless steel, wood or plastic
- Side slits make it easy to knock out the spent disks

Stock No.	Diameter, inches	Recommended Arbors	Stock No.	Diameter, inches	Recommended Arbors
LHS18D	9/16	LHS1C, LHS6C	LHS48D	1-1/2	LHS3D
LHS20D	5/8	LHS1C, LHS6C	LHS50D	1-9/16	LHS3D
LHS22D	11/16	LHS1C, LHS6C	LHS52D	1-5/8	LHS3D
LHS24D	3/4	LHS1C, LHS6C	LHS54D	1-11/16	LHS3D
LHS26D	13/16	LHS1C, LHS6C	LHS56D	1-3/4	LHS3D
LHS28D	7/8	LHS1C, LHS6C	LHS58D	1-13/16	LHS3D
LHS30D	15/16	LHS1C, LHS6C	LHS60D	1-7/8	LHS3D
LHS32D	1	LHS1C, LHS6C	LHS64D	2	LHS3D
LHS34D	1-1/16	LHS1C, LHS6C	LHS66D	2-1/16	LHS3D
LHS36D	1-1/8	LHS1C, LHS6C	LHS68D	2-1/8	LHS3D
LHS38D	1-3/16	LHS1C, LHS6C	LHS72D	2-1/4	LHS3D
LHS40D	1-1/4	LHS3D	LHS76D	2-3/8	LHS3D
LHS42D	1-5/16	LHS3D	LHS80D	2-1/2	LHS3D
LHS44D	1-3/8	LHS3D	LHS88D	2-3/4	LHS3D
LHS46D	1-7/16	LHS3D	LHS96D	3	LHS3D

LHS608B Hole Saw and Arbor Kit

- Includes LHS44D, LHS48D, LHS56D, LHS64D, LHS80D and LHS96D hole saws, plus LHS6C and LHS3D arbors and LHS8C arbor adaptor (9 pc) in a storage case
- Includes recommended speed charts

LHS606D 7 pc Hole Saw and Arbor Kit

- Includes (5) hole saws (1) arbor and (1) arbor adaptor
- Includes recommended speed charts
- Includes a storage case



LHS18D



LHS48D



LHS608B



LHS64D



LHS606D



• ‡These products can expose you to chemicals which are known to the state of California to cause cancer and reproductive harm. See pages 906-907 for details.
• Read safety precautions on pages W1 to W4

HOLE SAWS



Hole Saw Arbors and Pilot Drills

Stock No.	Thread Size	Fits Saws, inches	Fits Drill Chucks, inches	Replacement Pilot Drill
LHS5C	1/2"-20	9/16-1-3/16	1/4	LHS4D
LHS6C	1/2"-20	9/16-1-3/16	3/8	LHS4D
LHS1C	1/2"-20	9/16-1-3/16	1/2	LHS4D
LHS3D	5/8"-18	1-1/4-6	3/8	LHS4D
LHS8C	Arbor Adaptor to Convert 1/2"-20 Thread to 5/8"-18			

DRILLING ACCESSORIES



DEBUR300

DEBUR300 Deburring Tool

- Easily deburrs drilled and machined holes
- Push-button locking collet enables quick, easy blade changes
- Includes (3) round-head deburring blades
- Blades store in the handle of tool
- Weighs 1 lb
- 6" long



CL6

CL6 Cutting Oil

- Superior anti-weld and lubricating properties reduce heat buildup in drill bits, grinding burrs and other metal cutting tools
- 1 pt bottle



YA246A

YA246A † 13 pc Micro Utility Drill Set (Blue-Point®)

- Knurled surface at the chuck end of the pin vise provides a sure gripping surface
- Long 1-7/8" drill length
- Includes pin vise and (12) precision HSS twist drills from .0635-.0225", numbers 52-74

SANDER ACCESSORIES

Micro Tool Accessory Kits



AT401ACCKIT

AT401ACCKIT Micro Surface Prep Accessory Kit (Blue-Point®)

- 1/4 turn abrasive disc in two different grits helps get the job of removing rust or gasket material done quickly, even in confined areas
- Kit contains all of the consumables needed to restore a Micro Surface Prep Tool Kit back to new
- Includes (1) 2" ROLOC® pad 1/4" x 20T, (1) 3" ROLOC® pad 1/4" x 20T, (5) 2" 40 grit pads and (5) 3" 80 grit pads



AT402ACCKIT

AT402ACCKIT Micro Dual Action Sander Accessory Kit (Blue-Point®)

- Fresh backing pad with all the sanding disc needed to work the surface down until it is ready for paint
- Kit contains all of the consumables needed to restore a Micro Dual Action Sander Tool Kit back to new
- Includes (1) 3" hook-and-loop pad 5/16" x 24T, (25) 3" 180 grit pads, (25) 3" 220 grit pads, (10) 3" 320 grit pads and (10) 3" 800 grit pads



AT403ACCKIT

AT403ACCKIT Micro Polisher Accessory Kit (Blue-Point®)

- All the pads needed to go from buffing to final polish
- Kit contains all of the consumables needed to restore a Micro Polisher Tool Kit back to new
- Includes (1) 3" hook-and-loop pad 5/16" x 24T, (1) 3" wool pad and (1) foam waffle pad

14.4 V MicroLithium Polishing/Prep Tools



ACR2ALUM36

Stock No.	Description	Stock No.	Description
ACR2ALUM36	2" ROLOC® Abrasive Disc	ACR3MEDIUM	3" Medium Surface Prep Disc
ACR2ALUM80	2" ROLOC® Abrasive Disc	CTPP761-950	Disc Pad Wrench
ACR2CLEAN	2" Crud Disc	CTPP761-901	3" Foam Pad
ACR2CORSE	2" Coarse Surface Prep Disc	CTPP761-902	3" Foam Pad
ACR2HOLDER	2" ROLOC® Disc Holder	CTPP761-903	3" Knit Buffing Pad
ACR2MEDIUM	2" Medium Surface Prep Disc	CTPP761-904	3" Sanding Disc, 36 Grit
ACR3ALUM36	3" ROLOC® Abrasive Disc	CTPP761-905	3" Sanding Disc, 80 Grit
ACR3ALUM80	3" ROLOC® Abrasive Disc	CTPP761-906	2" ROLOC® Blocking Pad
ACR3CLEAN	3" Crud Disc	CTPP761-907	2" ROLOC® Medium Surface Disc
ACR3CORSE	3" Coarse Surface Prep Disc	CTPP761-900	Disc Pad
ACR3HOLDER	3" ROLOC® Disc Holder	CTPP761-951	ROLOC® Adaptor

SANDER ACCESSORIES



Replacement Sander Pads

Stock No.	Size, inches	Type	Style	Use on
PS4312-1H	3	PSA	Vacuum/Non-Vacuum	PSF4312
PSO43-2H	3	Velcro® Brand fasteners	Vacuum/Non-Vacuum	PSF4312
PS4512-1AH	5	PSA	Non-Vacuum	PS4512
PS4512V-1AH	5	PSA	Vacuum	PS4512
PSO4525-2H	5	Velcro® Brand fasteners	Non-Vacuum	PS4512
PS4512V-2H	5	Velcro® Brand fasteners	Vacuum	PS4512
PS4612-1AH	6	PSA	Non-Vacuum	PS4612 and PSF4612
PS4612V-1AH	6	PSA	Vacuum	PS4612 and PSF4612
PSO4625V-2H	6	Velcro® Brand fasteners	Vacuum	PS4612 and PSF4612
PS468-34	6	PSA	Non-Vacuum	PS4609
PS468-34V	6	PSA	Vacuum	PS4609V
PS468-34HL	6	Velcro® Brand fasteners	Non-Vacuum	PS4609
PS468-34VHL	6	Velcro® Brand fasteners	Vacuum	PS4609V
PS468-35	8	PSA	Non-Vacuum	PS4809
PS468-35V	8	PSA	Vacuum	PS4809V

Stock No.	Size, inches	Type	Style	Use on
PS468-35VHL	8	Velcro® Brand fasteners	Vacuum	PS4809V
PS468-35HL	8	Velcro® Brand fasteners	Non-Vacuum	PS4809
AT116-3	2	Roloc®	Non-Vacuum	AT401MCA
AT116-4	3	Roloc®	Non-Vacuum	AT401MCA
AT402VEL75MM	3	Hook-and-loop	Non-Vacuum	AT402MCA and AT403MCA
AT406B33	6	PSA	Non-Vacuum	AT406B
AT406C-27	4	Hook-and-loop	Non-Vacuum	AT406C
PSO4625-2H	6	Velcro® Brand fasteners	Non-Vacuum	PS4612 and PSF4612

Vacuum Adaptor Kits (contains vacuum adaptor and shroud)		
PSV4312KIT	Vacuum Kit for 3" Sanders	PSF4312
AT406CVAC	Vacuum Kit (AT406C) (Blue-Point®)	—

YA7341 Bonnet Cleaning Tool

- Run the spur wheels over a buffing pad or bonnet to dislodge and remove dry, hardened polish

G0459-39 Vacuum Adaptor

- Vacuum adaptor for PS4609 and PS4809

WIRE BRUSHES/FLAP WHEELS (Blue-Point®)



Description	Stock No.	Brush Diameter, inches	Shank Size, Arbor Size	Wire Diameter, inches	Maximum Safe Free Speed, RPM
Crimped Wire Brush (Blue-Point®) Crimped for removing carbon from cylinder heads and valve parts	AC2D	1	1/4	.020	20,000
	AC3D	3/4	1/4	.020	20,000
Solid End Wire Brush (Blue-Point®) Solid end for cleaning aluminum cylinder heads and transmission parts	AC16D	3/4	1/4	.006	20,000
Spiral Twist Wire Brush (Blue-Point®) Spiral twist for removing heavy deposits	AC6B	3/4	1/4	.014	20,000
	AC7E	1	1/4	.020	20,000
Cup-Type Wire Brush (Blue-Point®) Cup-type for cleaning wheel rims and scuffing tires	AC240B	1-1/2	1/4	.012	6,000
Hollow End Crimped Cup Wire Brush (Blue-Point®) Hollow end crimped cup for light-duty cleaning	AC241B	2-1/2	1/4	.012	6,000
Cup Flared Wire Brush (Blue-Point®) Cup flared for deburring, cleaning hard-to-reach areas and wheel rims, and scuffing tires	AC208A	1-1/2	1/4	.008	20,000
	AC212A	1-1/2	1/4	.012	20,000
	AC214A	2-1/2	1/4	.014	18,000
	AC224A	3	1/4	.014	15,000
Encapsulated Wire End Wire Brush (Blue-Point®) Encapsulated wire end brushes for a consistent stiff brushing action	AC204C	1/2	1/4	.014	8,000
	AC205C	3/4	1/4	.014	8,000
	AC206C	1	1/4	.014	8,000
Single Row Knot-Type Wire Brush (Blue-Point®) Knot-type, single-row wire cup for heavy-duty surface applications	AC339A	3	5/8-11	.020	12,500
	AC341B	3	5/8-11	.012	7,000
	AC342B	4	5/8-11	.020	7,000




- †These products can expose you to chemicals which are known to the state of California to cause cancer and reproductive harm. See pages 906-907 for details.
- Do not use power tool accessories above their maximum rated RPM
- Read safety precautions on pages W1 to W4

WIRE BRUSHES/FLAP WHEELS (Blue-Point®)/ACCESSORIES



AC420A



AC616



AC17D



AC243



AC10306

General-Purpose

Description	Stock No.	Brush Diameter, inches	Shank Size Arbor Size	Wire Diameter, inches	Maximum Safe Free Speed, RPM
Knotted Wire Wheel Brush (Blue-Point®) Heavy-duty cleaning	AC420A	4	5/8-11	.020	20,000
Crimped Wire Wheel (Blue-Point®) General-purpose cleaner	AC616	3	1/4	.0118	20,000
Wire Brush (Blue-Point®) Medium-duty general cleaner	AC17D	1	1/4	.006	20,000
	AC243	3	5/8-11	.014	14,000
End Brush (Blue-Point®) Ideal for cleaning right angles	AC10302	1/2	1/4	.014	25,000
	AC10306	3/4	1/4	.014	22,000



A24C

A24C Arbor, 1/4" Shank, 1/2" Arbor Adaptor (Blue-Point®)

- Adapts electric drill to light-duty grinding and wire brushing: use with wheels and brushes up to 4" in diameter
- 1/4" shank, 1/2" diameter arbor, 1-3/4" length
- 20,000 RPM maximum speed



AC3Z40T27MP



AC3160FWMP

Description	Stock No.	Diameter, inches	Type	Grit	Quantity to Pack
Flap Disc (Blue-Point®)	AC3Z40T27MP	3	27	40	10
	AC3Z80T27MP	3	27	80	10
Flap Wheel (Blue-Point®)	AC3160FWMP	3	—	60	10
	AC31120FWMP	3	—	120	10



ACMANDREL

ACMANDREL Mandrel

- 1/4" stem for use on 2" and 3" flap discs



AC4D

AC4D Brush



AC239

AC239 1-1/2" Crimped Cup

CUTTING AND GRINDING ACCESSORIES



ETA125A

ETA125A Grinding Wheel Set

- Use with ET1350/ET1360
- 12,000 RPM maximum speed
- 5 pk



ETA250A

ETA250A Grinding Wheel Set (Blue-Point®)

- 1/4 x 4-1/2 x 7/8"
- Coarse 24 grit
- 12,000 RPM maximum speed



AT154RWHLMPA

AT154RWHLMPA 4" Cutting Wheel (Blue-Point®)

- Aluminum-oxide cutting wheel for all metal types
- 4" dia. with a 3/8" arbor hole
- 21,000 RPM maximum speed



AT215GWSET

AT215GWSET 6 pc 2" Grinding Wheel Set (Blue-Point®)

- Replacement grinding wheels for the AT215 angle grinder
- 20,000 RPM maximum speed
- 6 pk



AT415-20B

AT415-20B Grinding Disc

- For the AT415B grinder
- 4" dia. x 3/16" thick with a 5/8" arbor hole
- 12,000 RPM maximum speed
- 5 pk



VWB800D



VWBL400



VWB400A



VWB200C

Grinding burrs are ideal for use with Snap-on® die grinders. 1/4" and 1/8" shank burrs are available, all with solid carbide heads. The 1/8" shank units all have a maximum head diameter of 1/8".

Carbide Burrs, 1/4" Shank

Type	Stock No.	Style	Shank Length, inches	Flute Length, inches	Head Dia., inches	Recommended RPM Cast Iron	Recommended RPM Stainless	Set Contains:			
								VWB800D	VWB400A	VWBL400	VWB200C
Carbide Burrs, 1/4" Shank	VWB1C	A	—	5/8	1/4	22,000	23,000	•	•		
	VWB9B	A	—	1	1/2	16,000	24,000				
	VWB2B	B	—	3/4	3/8	18,000	27,000	•	•		
	VWB10B	B	—	1	1/2	16,000	24,000				
	VWB3B	C	—	1/4	5/16	20,000	30,000	•			
	VWB4B	D	—	7/8	1/2	16,000	24,000	•			
	VWB11B	E	—	3/4	3/8	18,000	27,000				
	VWB5B	E	—	1	1/2	16,000	24,000	•	•		
	VWB6B	F	—	3/4	3/8	18,000	27,000	•			
	VWB7B	G	—	1-1/8	1/2	16,000	24,000	•	•		
	VWB12B	G	—	1-1/16	3/8	18,000	27,000				
VWB8B	H	—	7/8	1/2	16,000	24,000	•				
Long-Reach Carbide Burrs, 1/4" Shank	VWBL401	—	4	—	3/8	14,000	17,000				•
	VWBL402	—	4	—	3/8	14,000	17,000				•
	VWBL403	—	4	—	3/8	14,000	17,000				•
	VWBL404	—	4	—	3/8	14,000	17,000				•
Wide Fluted Carbide Burrs, 1/4" Shank	VWB206C	A	—	1	1/2	15,000	25,000				•
	VWB204C	A	—	3/4	1/4	15,000	25,000				•
	VWB203C	B	—	1	1/2	15,000	25,000				•
	VWB202C	E	—	1	1/2	15,000	25,000				•
	VWB201C	G	—	1-1/8	1/2	15,000	25,000				•
	VWB205C	G	—	1-1/16	3/8	15,000	25,000				•



VWB700B

Carbide Burrs, 1/8" Shank

Stock No.	Style	Flute Length, inches	Recommended RPM Cast Iron	Recommended RPM Stainless	Set Contains:
					VWB700B
VWB301B	A	9/16	20,000	75,000	•
VWB302B	B	9/16	20,000	75,000	•
VWB303B	C	1/8	20,000	75,000	•
VWB304B	D	7/32	20,000	75,000	•
VWB305B	E	1/2	20,000	75,000	•
VWB306B	F	3/8	20,000	75,000	•
VWB307B	G	1/2	20,000	75,000	•
VWB308B	H	7/16	20,000	75,000	•



WARNING



• Do not use power tool accessories above their maximum rated RPM
 • Read safety precautions on pages W1 to W4

AIR HAMMER ACCESSORIES



PHG63B



PHG64B



PHG76B



PHG21B



PHG57B



PHG73B



PHG58C



PHG111B



PHG87B



PH201



PHG74B

PHG105BK

PHG1055BK

PHG1066BK

Air Hammer Bit Sets

Stock No.	Description	Application	Length, inches	Tip, inches			
PHG94B	Ball Joint/Tie Rod Separator	Separating Ball Joints and Tie Rods	7-3/8	5/8 Opening			
PHG63B	Air Hammer Ball Joint/Tie Rod Separator	Separating Ball Joints and Tie Rods	7-3/8	13/16 Opening			
PHG69B	Air Hammer Ball Joint/Tie Rod Separator	Separating Ball Joints and Tie Rods	7-3/8	1 Opening			
PHG93B	Ball Joint/Tie Rod Separator	Separating Ball Joints and Tie Rods	8-3/4	1-1/4 Opening			
PHG64B	Air Hammer Bent End Chisel	Shears Ball Joint Rivets	10-1/2	5/8			
PHG76B	Bushing Cutter	Bushing Cutting	6-1/4	1/2			
PHG21B	Offset Bushing Splitter	Bushing Cutting, when Extra Reach is Needed	8-3/8	5/8			
PHG85B	Air Hammer Curved Flat Chisel	Rivet Cutting Work	5-3/4	5/8			
PHG57B	Air Hammer Double-Bladed Panel Cutter	Panel Cutting and Sheet Metal Cutting	6	3/4	•	•	
PHG73B	Air Hammer Drift Punch	Punching Out Pins and other Driving Applications	6-1/2	1/2		•	•
PHG77B	Straight Punch	Punching Out Pins and other Driving Applications that need Extra Reach	18	1/2			
PHG55B	Air Hammer Flat Chisel	Normal Chisel Cutting Applications	6-1/2	3/4	•	•	•
PHG58C	Air Hammer Flat Chisel	Normal Chisel Cutting Applications that need Extra Reach	10	3/4			•
PHG84B	Flat Chisel	Normal Chisel Cutting Applications that need Extra Reach	18	3/4			
PHG99B	Air Hammer Flat Chisel	Normal Chisel Cutting Applications that need Extra Reach	6-1/2	1-1/2			
PHG111B	Hinge Pin Driver	Removing and Installing Tube-Hinge Pins on Car and Truck Doors	7-3/8	0.237			
PHG112B	Hinge Pin Driver	Removing and Installing Tube-Hinge Pins on Car and Truck Doors	7-3/8	0.302			
PHG95B	Hole Punch	Punches 3/16" dia. Starting Hole in Sheet Metal to prepare use with CJ107 and CJ114 Body Dent Pullers	5-5/8	—			
PHG66B	Inside Muffler Cutter	Cutting the Exhaust Pipe Inside the Flange	8-3/4	3/16			
PHG87B	Muffler Cutter	Removing the Tail Pipe	8-3/4	7/8			
PH201	Needle Scaler	Projecting Rods Chip Away Rust and Scale. Use Only at Low-Pressure	7-13/16	—			
PHG74B	Riveter	3/16" Stem	5-13/16	1/2			
PHG75B	Pneumatic Bushing & Seal Driver	Pneumatic Bushing & Seal Driving	5-1/2	1/2			

AIR HAMMER ACCESSORIES



Stock No.	Description	Application	Length, inches	Tip, inches			
PHG78B	Riveter	1/4" Stem	5-3/4	1/2			
PHG88B	Air Hammer Riveter	Forming Heads on 3/16" Compression Rivets	5-13/16	1/2			
PHG89B	Riveter	Forming Heads on 1/4" Compression Rivets	3-7/8	7/8			
PHG71B	Round Hammer	Hammering Applications	4-1/4	1			•
PHG68B	Round Hammer	Hammering Applications that need Extra Reach	7	1		•	•
PHG56B	Air Hammer Scraper	Scraping Applications	6-3/16	1-5/16			
PHG51B	Air Hammer Sheet Metal Ripper	Sheet Metal Ripping and Cutting	5-3/8	5/8	•		
PHG61B	Air Hammer Slitting Chisel	Cutting Tail Pipes and other Surfaces	6-7/8	1	•		
PH1038	3/8" Square Drive Air Hammer Socket Adaptor (Blue-Point®)	Attaches to Air Hammer to Provide Vibration While Turning Stubborn Fasteners, 3/4" Hex, 3/8" Square Drive	5	—			
PH1050	1/2" Square Drive Air Hammer Socket Adaptor (Blue-Point®)	Attaches to Air Hammer to Provide Vibration While Turning Stubborn Fasteners, 3/4" Hex, 1/2" Square Drive	5	—			
PHG70B	Air Hammer Spot Weld Breaker	Weld Removal	6-1/4	3/4	•		
PHG59B	Air Hammer Tapered Punch	Removal of Pins	6-1/2	3/16		•	•
PHG72B	Air Hammer U-Joint Needle Type Trunion Driver	Needle Type Trunions	3-7/8	7/8			
PHG83B	Valve Guide Remover	Removing and Installing Valve Guides	7.48	7.7 mm Pilot			
PHG86B	Valve Guide Remover	Removing and Installing Valve Guides	7.48	9.3 mm Pilot			
PHG91B	Valve Guide Remover	Removing and Installing Valve Guides	7.4	6.5 mm Pilot			
PHG96B	Valve Guide Remover	Removing and Installing Valve Guides	7.4	6.9 mm Pilot			
PHG97B	Valve Guide Remover	Removing and Installing Valve Guides	7.4	5.2 mm Pilot			
PHG151B	Panel Cutter	Edges and Trims Sheet Metal. Cutting End is Offset 25° Non-Turn Shank	6-7/8	5/8			
PHG161B	Slitting Chisel	Cuts Exhaust System Pipes, 1/8" Tip Thickness. Non-Turn Shank	8-3/4	1			
PHG155B	Air Hammer Cold Chisel	Cuts Bolts, Nuts, Tees and Angles; Splits and Bevels, Non-Turn Shank	7	21/32			
PH200D	Universal Quick-Change Chuck Retainer	Use for Fast, Easy Insertion/Removal of Air Hammer Bits	—	—			
PHGCR1	Front Axle C-Clip Remover	Removes C-Clips stuck in place by rust, cup shift, dirt and grime For use on Ford®, GM® and Dodge® vehicles as well as any vehicle that uses a U-Joint with C-Clip retainer	—	—			

PHG1005BK
PHG1055BK
PHG1066BK



• Use air hammer accessories only for their intended applications, replace when worn or broken
• Read safety precautions on pages W1 to W4

AIR HAMMER ACCESSORIES



PHG1540K

Air Hammer Bit Sets

PHG1540K 6 pc Interchangeable Tip Air Hammer Bit Set

- Three (3) shafts in different lengths make accessing hard-to-reach places safer and easier
- Quick-change head design with (3) tips (steel, aluminum, nylon)
- Ability to choose the appropriate hammer head material to reduce damage to vulnerable areas
- Worn-out tips are easily replaceable
- Canvas pouch included

Stock No.	Description
PHG1540-18	18" Hammer Shaft
PHG1540-6	6" Hammer Shaft
PHG1540-9	9" Hammer Shaft
PHG1540-ALM	Aluminum Hammer Head
PHG1540-BAG	Hammer Set Canvas Pouch
PHG1540-NYL	Nylon Hammer Head
PHG1540-STL	Steel Hammer Head



PHG1004RPBK

Roll Pin Punches

Set Contains:

Stock No.	Description	Application	Length, inches	Tip, inches	
PHG79B	Roll Pin Punch	For Removing and Installing Roll Pins	7-1/2	3/8	•
PHG80B	Roll Pin Punch	For Removing and Installing Roll Pins	7-1/2	1/4	•
PHG821B	Roll Pin Punch	For Removing and Installing Roll Pins	7-1/2	1/2	•

PHG1004RPBK



PHGL37KT

Extra-Long Drift Punches (Blue-Point®)

Set Contains:

Stock No.	Description	Application	Length, inches	Tip, inches	
PHGL78	Extra-Long Drift Punch (Blue-Point®)	Loosens Hard-to-Reach Rusty Bolts and Fasteners	5	5/16	•
PHGL710	Extra-Long Drift Punch (Blue-Point®)	Loosens Hard-to-Reach Rusty Bolts and Fasteners	5	3/8	•
PHGL712	Extra-Long Drift Punch (Blue-Point®)	Loosens Hard-to-Reach Rusty Bolts and Fasteners	5	1/2	•

PHGL37-KB Storage Pouch (Blue-Point®)

Kit includes storage pouch.

PHGL37KT

PHGL37KT Extra-Long Punch Drift Set (Blue-Point®)

- Includes PHGL78, PHGL710 and PHGL712 Extra-Long Drift Punches (3 pc) in a PHGL37-KB Storage Pouch

IMPACT WRENCH AND RATCHET ACCESSORIES



MRB25



YA4190A



YA4190CAPA



YA4190FAR



YA4190DIS

MRB25 Magnetic Impact Wrench Holder (Blue-Point®)

- Attaches to lift post, tool storage unit or cart to keep impact gun handy
- Ideal for tire and wheel shops
- 160 lb of magnetic force
- Outer diameter of base is 3-7/8"
- Inner diameter of holder is 2-7/8"

YA4190A Mini Grease Gun

- Fits all flush type fittings
- Good for all FAR series air ratchets
- Spring return plunger
- 3 oz capacity

YA4190CAPA Grease Gun Head

- Fits YA4190A mini grease gun

YA4190FAR Grease Gun Assembly

- Use with FAR series air ratchets

YA4190DIS Grease Dispenser (Blue-Point®)

- Grease dispenser attachment for YA4190A mini grease gun
- Contains 3 oz of Mobil® temp SHC-32 grease for Snap-on® FAR Series air ratchets

Air Saw Blades

Stock No.	Application/Material Thickness	Teeth Per Inch (TPI)	Length, inches	Blade Thickness, inches	Quantity
ASB4-42	Over 0.20"	18	3-5/8	.025	10 Each
ASB4-43	0.08-0.20"	24	3-5/8	.025	10 Each
ASB4-44	0.00-0.08"	32	3-5/8	.025	10 Each



ASB4-42

Air Saw Blades

Stock No.	Bi-Metal Blades	Teeth Per Inch (TPI)	Length, inches	Blade Thickness, inches
AT190-39C	Bi-Metal Blade Scroll, 18 TPI, 3-3/4" Long (qty 5)	18	3-3/4	.035
AT190-40C	Bi-Metal Blade Scroll, 24 TPI, 3-3/4" Long (qty 5)	24	3-3/4	.035
AT190-41C	Bi-Metal Blade Scroll, 32 TPI, 3-3/4" Long (qty 5)	32	3-3/4	.035
AT190-42B	Bi-Metal Blade Multipurpose, 18 TPI, 4" (qty 5)	18	4	.035
AT190-43B	Bi-Metal Blade Multipurpose, 24 TPI, 4" (qty 5)	24	4	.035
AT190-44B	Bi-Metal Blade Multipurpose, 32 TPI, 4" (qty 5)	32	4	.035




AT190-42B

Metal Cutting Blades

Bi-metal reciprocating saw blades with precision ground teeth for maximum cutting power, greater control and higher speed.

Stock No.	Application/Material Thickness	Teeth Per Inch (TPI)	Blade Thickness, inches	Blade Length, inches	Quantity
CTRS614MC	Metal 1/8-3/8" Thick	14	.035	6	5 Each
CTRS914MC	Metal 1/8-3/8" Thick	14	.035	9	5 Each
CTRS618MC	Metal 1/8-1/4" Thick	18	.035	6	5 Each
CTRS918MC	Metal 1/8-1/4" Thick	18	.035	9	5 Each
CTRS624MC	Metal Less Than 1/8" Thick	24	.035	6	5 Each
RSB424PM	Precision Metal Cutting Blades	24	.035	4	5 Each
RSB418PM	Precision Metal Cutting Blades	18	0.035	4	5 Each
RSB6812JY	High-Strength Steel Cutting Blades	12	0.05	6	5 Each
RSB9812JY	Precision Metal Cutting Blades	12	0.05	9	5 Each



CTRS614MC



RSB418PM

General Purpose Blades

Versatile bi-metal blades for general purpose cutting of metal, plastic laminates and wood with nails.

Stock No.	Application/Material Thickness	Teeth Per Inch (TPI)	Blade Thickness, inches	Blade Length, inches	Quantity
CTRS658GP	Metal/Plastic/Wood	5-8 Variable	.050	6	5 Each
CTRS126GP	Metal/Plastic/Wood	6	.050	12	5 Each
RSB911WP	General Purpose Wood/Plastic Blade	11	.04	9	5 Each



CTRS126GP

Demolition Blades

Extra heavy-duty bi-metal blades with a thicker body and variable 5/8" tooth pitch are ideal for heavy demolition work in wood with nails; plus are strong enough to handle thick metals

Stock No.	Application/Material Thickness	Teeth Per Inch (TPI)	Blade Thickness, inches	Blade Length, inches	Quantity
CTRS658DB	Nail-Embedded Wood	5-8 Variable	.062	6	5 Each
CTRS958DB	Nail-Embedded Wood	5-8 Variable	.062	9	5 Each



CTRS658DB

Wood Cutting Blades

Bi-metal blades with precision ground teeth for fast cutting of wood 3/8" and thicker.

Stock No.	Application/Material Thickness	Teeth Per Inch (TPI)	Blade Thickness, inches	Blade Length, inches	Quantity
CTRS67WB	Fast Cutting Wood 3/8" and Thicker	7	.040	6	5 Each
CTRS97WB	Fast Cutting Wood 3/8" and Thicker	7	.040	9	5 Each



CTRS67WB



- Use air hammer accessories only for their intended applications, replace when worn or broken
- Read safety precautions on pages W1 to W4

BLOW GUNS



Non-Vented Blow Guns

Not for use above 30 PSI air supply pressure.

JT13B Blow Gun (Blue-Point®)

- Tapered, rubber tip for a leak-proof connection between the gun and the fluid line
- Vinyl-coated control lever
- Hanging hook for storage
- 4-1/2" long

JT17A Blow Gun (Blue-Point®)

- Same as JT13B except with 3" extension in place of the rubber tip

YA1050B ‡ Blow Gun (Blue-Point®)

- Pistol-grip-style with full-sized front trigger
- Infinite variable flow
- 10-1/4" long

YA4010 Quick Change Rubber Tip (Blue-Point®)

- Conical rubber tip for YA1050B Blow Gun

JT14 Blow Gun (Blue-Point®)

- Industrial interchange-style coupler

JT15 Blow Gun (Blue-Point®)

- Universal 1/4" MNPT pipe threading

JT20 Blow Gun (Blue-Point®)

- ARO®-style coupler

JT21 Pocket-Style Blow Gun (Blue-Point®)

- Tru-Flate®-style coupler

JT22 Blow Gun (Blue-Point®)

- Lincoln®-style coupler

JT23 ‡ Pocket-Style Blow Gun (Blue-Point®)

- Solid brass
- Industrial interchange-style coupler

JT24 ‡ Blow Gun (Blue-Point®)

- Solid brass
- ARO®-style coupler

YA105020 ‡ 20" Bent Nozzle Blow Gun (Blue-Point®)

- 20" bent nozzle
- Trigger provides variable air flow control
- Lightweight body with ergonomically designed grip provides comfort and control
- Venturi tip directs air sideways if the tip end is obstructed
- Reinforced 1/4"-18 NPT inlet

YA105013 ‡ Blow Gun (Blue-Point®)

- Same as YA105020 except 13" bent nozzle

YA1050T2 ‡ Venturi Air Booster (Blue-Point®)

- Venturi nozzle draws in ambient air for extra high-flow (increasing by 100%)
- Suitable for deflecting lightweight wood chips
- Diverts air when dead-ended, reducing the outlet pressure to less than 2 bar (29 PSI)

YA1050T3 3 pc Rubber Tip Kit (Blue-Point®)

- Rubber tip kit for YA105020 Blow Gun

YA1050T4 Chip/Fluid Shield (Blue-Point®)

- Chip/fluid shield for YA105020 Blow Gun

AT4101* 4" Blow Gun

- Built-in valve system improves trigger control
- Impact-resistant material for long-lasting service
- Galvanized blow tube for corrosion resistance
- Lifetime warranty (accessories not included)

AT4113 19" Straight Tube Air Blow Gun

- Built-in valve system improves trigger control
- Impact-resistant material for long-lasting service
- Galvanized blow tube for corrosion resistance
- Lifetime warranty (accessories not included)
- Used for blowing off, cleaning and drying surfaces
- Used in any sector of industry where compressed air is used

AT4135 Blow Gun with Air Adjustment

- Built-in valve system improves trigger control
- Impact-resistant material for long-lasting service
- Galvanized blow tube for corrosion resistance
- Lifetime warranty (accessories not included)
- Sound level 78 dB (8 bar)
- Regulate flow with adjustable volume control
- Complies with OSHA safety standards
- Used for lowering off, cleaning and drying surfaces
- Used in any sector of industry where compressed air is used

AT4124 Rubber Tip

- Prevents scratching of surface
- Used with AT4101, AT4113 and AT4135 air blow guns

AT4112B 300 mm Bent Tube Blow Gun

- Built-in valve system improves trigger control
- Impact-resistant material for long-lasting service
- Galvanized blow tube for corrosion resistance
- Lifetime warranty (accessories not included)

AT4164 Rubber Blow Gun Tip

- Rubber tip prevents scratching of delicate surfaces
- Push-to-connect collar holds tip securely onto the blow gun pipe
- Tip is easily removed from the blow gun pipe by simply pulling back on the collar
- 25 mm tip diameter is ideal for flushing hoses up to 7/8"
- Tip works with AT4101, AT4113 and AT4112 blow gun models
- Lifetime warranty

Colors Available



ADD SUFFIX TO STOCK NUMBER FOR SPECIAL COLORS



AT4190



JT19A



YA1055B

Vented Blow Guns

Not for use above 135 PSI air supply pressure. Do not obstruct vents.

AT4190* HI-FLO Venturi Tip Blow Gun

- Large diameter venturi nozzle draws in ambient air and increases output volume by 100%
- Nozzle delivers up to 21 CFM
- Ideal for heavy-duty chip and debris removal
- Excellent tool to quickly dry vehicles or motorcycles
- OSHA compliant
- 1/4"-18 FNPT inlet
- Lifetime warranty

JT19A Venturi Tip Blow Gun (Blue-Point®)

- Directs air sideways if tip end becomes obstructed
- Venturi tip increases airflow
- Includes stabilizer valve for variable pressure
- 1" hanging hook and paddle type air control lever
- Air inlet: 1/4"-18 NPT(f)
- OSHA compliant

YA1055B ‡ Blow Gun (Blue-Point®)

- Variable-flow trigger offers precise airflow control
- Six-outlet star tip delivers an even distribution of air
- 4" full-flow tube
- OSHA compliant
- Air inlet: 1/4"-18 NPT(f)

*Colors Available



ADD SUFFIX TO STOCK NUMBER FOR SPECIAL COLORS

AIR WATER WASHERS



JETWASHER



JETWASHFAN



JETWASHNOZL

Water Nozzles and Hoses

JETWASHER Air Water Jet Washer

- Combines compressed air and water to create a powerful jet washer
- Provides safe and effective cleaning
- Separate air and water controls
- Multifunction—rinse, clean or dry with air and water
- Wide nozzle design prevents splash-back
- Lightweight and compact
- Durable nylon components will not scratch surfaces
- Includes a 3/4" threaded garden hose connection and quick-connect adaptor
- Optional stepped nozzle can be used to flush coolant systems and heater cores

JETWASHFAN Jet Washer Fan Nozzle

JETWASHNOZL Jet Washer Flushing Nozzle



- Do not direct blow gun at yourself or others
- ‡These products can expose you to chemicals which are known to the state of California to cause cancer and reproductive harm. See pages 906-907 for details.
- Read safety precautions on pages W1 to W4

AIR HOSES AND SWIVELS



IM2005A

Air Hoses, Rubber

- Ideal for industrial applications
- Male threads at both ends

Stock No.	Hose I.D., inches	Hose Length, feet	Thread Size	Maximum Pressure, PSI
IM2001A ‡	1/4	5 whip	1/4"-18 NPT	300
IM2002A ‡	3/8	5 whip	1/4"-18 NPT	300
IM2004A ‡	3/8	2 whip	1/4"-18 NPT	300
IM2005A ‡	3/8	25	1/4"-18 NPT	325
IM2008A ‡	3/8	50	1/4"-18 NPT	325
IM2009A ‡	1/2	50	1/2"-14 NPT	325



AIRHOSE35

Air Hoses, Reinforced Polyurethane

- Extremely lightweight for easy maneuverability
- Reinforced construction eliminates layer separation resulting from expansion and contraction during pulsating operations
- Resists abrasions better than PVC and rubber hoses
- Easy to wrap and store even in subzero weather
- UV stabilized for longer outdoor life
- Strain relief features a tight bending radius to virtually eliminate hose kinking
- Reusable fittings and strain reliefs for longer life

Stock No.	Hose I.D., inches	Hose Length, feet	Thread Size	Temperature Range, °F (°C)	Working Pressure
AIRHOSE35 ‡	3/8	35	1/4" NPT	-40-165 (-40-73.9)	200 PSI @ 70 °F (21 °C)
AIRHOSE50 ‡	3/8	50	1/4" NPT	-40-165 (-40-73.9)	200 PSI @ 70 °F (21 °C)
AIRHOSE100 ‡	3/8	100	1/4" NPT	-40-165 (-40-73.9)	200 PSI @ 70 °F (21 °C)
AIRHOSE1250	1/2	50	1/2" NPT	-40-165 (-40-73.9)	200 PSI @ 70 °F (21 °C)



YA502M

Air Swivel Connectors

- Swivels turn 360° at two points for complete tool maneuverability
- Air hoses hang straight to the floor

Stock No.	Thread Size	Maximum Pressure, PSI	Airflow
YA502M	1/4" NPT	150	Up to 4.6 CFM (33 SCFM)
YA503M	3/8"- 18 NPT	150	Up to 6.3 CFM (45 SCFM) [178 LPM]
ASC14	1/4" NPT	150	Up to 35 SCFM (991 LPM)
ASC14U	1/4" NPT	150	Up to 35 SCFM (991 LPM)



AHC23PMD



AHC26D



AHC25D



AHC25FD



AHC23MD



AHC21MD



AHC22MD



AHC22FD



AHC28MD



AHC31



AHC27MD

Air Line Quick Couplers

Body Size, inches	Style	Thread Size	Quick Coupler Male	Quick Coupler Female	Adaptor Male	Adaptor Female
1/4	Lincoln®	1/4"-18 NPT	—	AHC26D ‡	AHC26MD ‡	AHC26FD ‡
1/4	Tru-Flate®	1/4"-18 NPT	—	AHC24D	AHC24MD ‡	AHC24FD ‡
3/8	True-Flate®	1/4"-18 NPT	—	AHC25D ‡	AHC25MD ‡	AHC25FD ‡
1/4	ARO®	1/4"-18 NPT	AHC23PMD ‡	AHC23D ‡	AHC23MD ‡	AHC23FD ‡
1/4	Industrial Interchange	1/4"-18 NPT	AHC21PMD ‡	AHC21D ‡	AHC21MD ‡	AHC21FD ‡
3/8	Industrial Interchange	1/4"-18 NPT	—	AHC22E ‡	AHC22MD ‡	AHC22FD ‡
3/8	Industrial Interchange	3/8"-18 NPT	—	AHC28D ‡	AHC28MD ‡	AHC28FD ‡
1/2	Industrial Interchange	3/8"-18 NPT	—	—	AHC31 ‡	—
1/2	Industrial Interchange	1/2"-14 NPT	—	AHC27D ‡	AHC27MD ‡	AHC27FD ‡
1/4	Rigid Mounting	1/4"-18 NPT	—	AHC21PD ‡	—	—
1/4	Hi-Flow	1/4"-18 NPT	—	AHCC98C ‡	AHCCP97C ‡	—
1/4	Hi-Flow HVLP	1/4"-18 NPT	AHCC91C ‡	AHCC90C ‡	—	AHCC90C

*Conforms to Mil Spec MIL-C-4109F

All adaptors are plated steel to improve durability.

Air Valves and Manifolds

IM10D Air Valve (Blue-Point®)

- Volume of airflow can be regulated with 1/4 turn of the control knob
- Male/female thread sizes

AHC300 Multiline Air Manifold (Blue-Point®)

- Capacity of three air lines running at the same time
- Allows three workstations to use the same air supply
- Evenly distributes air through three different lines



IM10D



AHC300



- ‡These products can expose you to chemicals which are known to the state of California to cause cancer and reproductive harm. See pages 906-907 for details.
- Read safety precautions on pages W1 to W4

GENERAL ACCESSORIES



ATHUBSCRUB

Abrasive Discs (Blue-Point®)

ATHUBSCRUB Hub Scrubber with Pad (Blue-Point®)

- Invaluable tool for all wheel service applications
- Quickly removes rust and corrosion from studs, rotors, hubs and wheels
- Used with any 1/2" drive impact wrench
- Long-lasting, replaceable abrasive pads

ATHBSCRBPADS Abrasive Pad (Blue-Point®)

- Four pack of replaceable abrasive pads



IM1PTMP6



IM1PT



IM10ZMP12

Lubrication Accessories

IM1PTMP6 16 oz Air Motor Oil (6 pk)

- Cleans all piston and rotary air motors, and helps prevent rust formation
- (6 pk) of IM1PT 16 oz bottles

IM10ZMP12 1 oz Air Motor Oil (12 pk)

- (12 pk) of 1 oz bottles

IM1PT 16 oz Air Motor Oil

- Improves performance and extends the life of power tools with regular use of Snap-on® motor oil
- Specially formulated to lubricate, clean and protect expensive components
- Used daily on all piston and rotary air motors
- 16 oz bottle



CTTOTEA



POWERTOTEBK

Tote Bags

CTTOTEA* Power Tool Tote Bag

- Wide opening for easy access to tools—extra padding for protection
- Durable 600 Denier® exterior for strength
- Interior pockets and compartments for tool organization
- Padded handles for comfortable transport
- Reinforced bottom for strength
- Six external pockets for extra storage
- Approximate inside dimensions, open: 18" L x 8" W x 11-1/2" D (457 x 203 x 292 mm)

POWERTOTEBK Power Tool Tote Bag

*Colors Available



ADD SUFFIX TO STOCK NUMBER FOR SPECIAL COLORS

SHOP & TECH

OVERVIEW	600
TESTING & ELECTRONICS	602
WELDING	651
UNDERCAR	673
BATTERY SERVICE	713
AIR CONDITIONING	725
COOLING	739
SHOP EQUIPMENT	751
SHOP CLEANING	841
SAFETY	851



IMPROVED CAPABILITIES MEAN AN IMPROVED BOTTOM LINE.

Upgrading your shop and adding to your capabilities is the sure way to generate more business. And Snap-on® has the tools you need, from welders and battery chargers to A/C recyclers and inspection scopes. As advanced as the modern vehicles they're used on, they're more dependable, functional and intuitive to use than ever. That's why we call them productivity solutions. And once you own them, you'll call them necessities.



RETURN ON INVESTMENT Our shop tools are proven to quickly pay for themselves and continually generate revenue, regardless of the initial investment.



INNOVATION Snap-on® equipment delivers the most advanced features available today, which in turn delivers loyal customers and repeat business.



BREADTH With 25 product categories to choose from, we offer a huge array of ways to increase your capabilities.



WORK SMARTER From multimeters and pressure testers that offer an app for viewing, recording, storing and sharing results to video inspection scopes and noise detection devices, our shop equipment is the smart choice.



WORK FASTER Diagnosing and fixing problems faster means you can squeeze more income-generating jobs into each day.



WORK SAFER One of our shop equipments' greatest assets is protecting your greatest asset – the people who are operating the equipment.



048.5

WIRELESS
PRESSURE TESTER

Snap-on

psi Apo Pressure
48.5

500 psi MAX

EEPVT00

TESTING & ELECTRONICS

DETECT EVERYTHING FROM THE FAINTEST ENGINE NOISES TO COMPLEX ELECTRICAL ISSUES WITH SNAP-ON® VIDEOSCOPIES, MULTIMETERS, CIRCUIT TESTERS, SMOKE MACHINE/ LEAK DETECTORS, LISTENING DEVICES AND OTHER SPECIALTY TOOLS.

**YOU CAN'T
FIX THE
PROBLEM
UNTIL YOU
FIND THE
PROBLEM.**

No matter what the issue, our meters and analyzers help you detect it quickly – whether it's related to EVAP leaks, amps, volts, ohms, temperature, HC, CO₂, O₂, NO_x, grounds, shorts, watts, RPM, decibels, compression, cylinder leakage or vacuum problems. Available apps for many of our tools make them even more convenient.



DIGITAL MULTIMETERS

7-year limited warranty on Snap-on® meters.



EEDM596FK



EEDM525F



EEDM504D



EEDM503D

Automotive Digital Multimeters

Specifications	EEDM596FK	EEDM525F	EEDM504D	EEDM503D
Certificate of Calibration Model	EEDM596FKCRT	EEDM525FCRT	EEDM504DCRT	—
Display Count	40,000	4,000 Color	4,000	2,000
AC Volts	750	750	750	750
DC Volts	1,000	1,000	1,000	1,000
Basic DC Accuracy	0.1%	0.50%	0.50%	0.50%
AC Amps	10	10	10	10
Micro Amps	Yes	Yes	Yes	Yes
DC Amps	10	10	10	10
True RMS (Root Mean Square)	Yes	Yes	No	No
Resistance, ohms	40M Ohm	40M Ohm	40M Ohm	20M Ohm
Capacitance	Yes	Yes	Yes	No
Frequency	Yes	Yes	Yes	No
Insulation Test	No	No	No	No
Analog Bar Graph	Yes	Yes	Yes	No
Auto Range	Yes	Yes	Yes	No
Data Hold	Yes	Yes	Yes	Yes
Min/Max	Yes	Yes	Yes	No
Backlight	Always On	Always On	No	No
Color Screen	Yes	Yes	No	No
Auto Shutoff	Yes	Yes	Yes	No
RPM	Yes	EEDMRPMG (opt.)	EEDMRPMG (opt.)	EEDMRPMG (opt.)
Adjustable Trigger Level	Yes	No	No	No
Noise Reduction Circuit	Yes	No	No	No
Temperature	EEDMTEMP-1	EEDMTEMP-1 (opt.)	EEDM506C (opt.)	EEDM506C (opt.)
Duty/Dwell	Yes	Duty Only	Duty Only	No
mS Pulse Width	Yes	No	No	No
Comp. Output (USB)	Yes	No	No	No
UL® Listed	cULus 61010-1	cULus 61010-1	cULus 61010-1	cULus 61010-1
CAT Rating	CATIII 750 V AC, CATIII 1,000 V DC, CATIV 600 V AC/DC	CATIII 750 V AC, CATIII 1,000 V DC, CATIV 600 V AC/DC	CATII 750 V AC, CATII 1,000 V DC, CATIII 600 V AC/DC	CATII 750 V AC, CATII 1,000 V DC, CATIII 600 V AC/DC
Easy Open Battery and Fuse Door	EEDM5F-DOOR	EEDM5F-DOOR	Yes	Yes
Glitch Capture	—	No	No	No
Blown Fuse Identifier	Yes	Yes	Yes	Yes
Dimensions, inches	4.7 x 7.7 x 1.6	4.7 x 7.7 x 1.6	7-3/4 x 3-3/4 x 1-1/2	7-3/4 x 3-3/4 x 1-1/2
Case or Zipper Pouch	EEDM5F-CC	EEDM5F-POUCH, EEDM5F-CC (opt.)	EEDM504B4	EEDM504B4 (opt.)
Test Leads	EEDMLEADSET	EEDMLEADSET	EEDM504B3	EEDM504B3
Fuses	EEDMFUSE-7, EEDMFUSE-8	EEDMFUSE-7, EEDMFUSE-8	EEDMFUSE-1, EEDMFUSE-2	EEDMFUSE-1, EEDMFUSE-4
Low Pass Filter (LPF)	Yes	Yes	No	No

CE

Multimeters on this page include a basic lead set.

TECHNICAL SUPPORT: 1-888-382-6522



• Do not use in environment with explosive vapor
• Read safety precautions on pages W1 to W4

DIGITAL MULTIMETERS

7-year limited warranty on Snap-on® meters.
5-year limited warranty on Blue-Point® meters.



EEDM604E



EEDM650C



EEDM570



EEDM575D



MT501C



MT574C

Digital Multimeters

Specifications	EEDM604E	EEDM650C	EEDM570	EEDM575D	MT501C*	MT574C*
Certificate of Calibration Model	EEDM604ECRT	EEDM650CCRT	EEDM570CRT	EEDM575DCRT	No	MT574CCRT
Display Count	50,000	4,000	5,000	11,000	2,000	4,000
AC Volts	1,000	1,000	600	600	600	600
DC Volts	1,000	1,000	600	600	600	600
Basic DC Accuracy	0.05%	±0.1% + 2 digits	0.015%	0.5%	0.75%	0.30%
AC Amps	10	400 mA	100	1,100	No	400 mA
Micro Amps	Yes	Yes	No	400 DC	No	No
DC Amps	10	400 mA	100	400	No	400 mA
True RMS (Root Mean Square)	Yes	Yes	No	Yes	No	No
Resistance, Ohms	(plus conductance)	40M Ohm	50M Ohm	110M Ohm	2K Ohm	40M Ohm
Capacitance	Yes	Yes	5,000 mF	100 mF	No	No
Frequency	Yes	Yes	200 kHz	10 kHz	No	No
Insulation Test	No	Yes	No	No	No	No
Analog Bar Graph	Yes	No	Yes	Yes	No	No
Auto Range	Yes	Yes	Yes	Yes	No	Yes
Data Hold	Yes	Yes	Yes	Yes	Yes	Yes
Min/Max	Yes	Yes	Yes	Yes	No	Yes
Backlight	Yes	Yes	Always On	No	No	No
Color Screen	Yes	Yes	Yes	Yes	No	No
Auto Shutoff	Yes	Yes	Yes	Yes	No	Yes
RPM	EEDMRPMG (opt.)	EEDMRPMG (opt.)	EEDMRPMG (opt.)	EEDMRPMG (opt.)	—	EEDMRPMG (opt.)
Adjustable Trigger Level	No	No	No	No	No	No
Noise Reduction Circuit	No	Yes	No	No	No	No
Temperature	EEDMTEMP-1	EEDMTEMP-1	EEDMTEMP-1	EEDMTEMP-2	EEDM506C (opt.)	EEDM506C (opt.)
Duty/Dwell	Yes/Duty	No	No	No	No	No
mS Pulse Width	Yes	No	No	No	No	No
Comp. Output (USB)	No	No	No	No	No	No
UL® Listed	cULus 61010-1	cULus 61010-1	cULus 61010-1	cULus 61010-1	cULus 3111	cULus 3111
CAT Rating	CATIII 1,000 V CAT IV 600 V	CATIII 1,000 V CAT IV 600 V	CATIII 600 V	CATIII 600 V	CATIII 600 V	CATIII 600 V
Easy Open Battery and Fuse Door	EEDM650C-6	EEDM650C-6	Battery Only— No Fuse	Yes	No	No
Glitch Capture	Yes	Yes	No	No	No	No
Blown Fuse Identifier	Yes	Yes	No	No	No	No
Dimensions, inches	3-13/16 x 8 x 2-13/32	9 x 4-1/4 x 2	10.4 x 2.9 x 104	10 x 1-3/8 x 2-1/2	6 x 3 x 2	6 x 3 x 2
Case or Zipper Pouch	EEDM650CPB	EEDM650CPB (opt.)	EEDM575DBCSE	EEDM575DBCSE	EEDM504B4 (opt.)	EEDM504B4 (opt.)
Test Leads	EEDM504B3	EEDM504B3	EEDM504B3	MTA24	EEDM504B3	EEDM504B3
Fuses	EEDMFUSE-7, EEDMFUSE-8	EEDMFUSE-7	No	EEDMFUSE-1	No	EEDMFUSE-1
Low Pass Filter (LPF)	No	Yes	No	No	No	No

*(Blue-Point®)

CE

Multimeters on this page include a basic lead set.

TECHNICAL SUPPORT: 1-888-382-6522

EEDMFUSEKIT Multimeter Fuse Service Kit

- 34 pc kit includes (8) different fuses used in the Snap-on® and Blue-Point™ multimeter series
- Inside lid label identifies the meter part numbers and the required fuse
- Inside lid label also identifies the fuse amperage and voltage rating
- Base label identifies the fuse part numbers for reordering and quantity per kit
- This lightweight and organized fuse storage kit is a practical way to be more efficient
- Great for schools, fleets, military or large shops to have an entire kit in their inventory

EEDMFUSE-1 500 mA REOMAX/600 V (3 per pack)

EEDMFUSE-2 10 Amp REOMAX/600 V (3 per pack)

EEDMFUSE-3 10 Amp /600 V (3 per pack)

EEDMFUSE-4 2 Amp/600 V (3 per pack)

EEDMFUSE-5 500 mA SIBA/700 V (3 per pack)

EEDMFUSE-6 10 Amp SIBA/600 V (3 per pack)

EEDMFUSE-7 44/100 Amp/1,000 V (1 per pack)

EEDMFUSE-8 11 Amp/1,000 V (1 per pack)

EEDMFUSE-CC Kit Replacement Case



EEDMFUSEKIT

EETA501C Clamp-On Amp Probe

- Measures AC and DC currents greater than 10A without breaking the circuit
- Ideal for measuring starter amps and automotive current draw
- Used with DMMs that have 2 V and 200mV AC and DC ranges
- Range: 0-20A on 200mV AC or DC, 0-400A on 2 V AC or DC
- 400 AC/DC amp



EETA501C



EETA502C

EETA502C Clamp-On Amp Probe

- Measures AC and DC currents greater than 10 A (the limit of most DMMs) without breaking the circuit
- Ideal for measuring starter current draw (amps) and automotive current draw
- Used with DMMs that have 2 V and 200 m V AC and DC ranges
- Range: 0–2,000 A AC or DC

EETA503C Low Current Adaptor

- AC/DC low current adaptor for digital multimeters with DC mV range and 10 mA impedance
- Measures parasitic current draw on battery cable when the key is in the off position to indicate component failures or shorts in the electrical system
- Quickly measures branch circuit draw to isolate the problem area
- Safely measures current draw of electrical fuel pumps
- Measures from 10 mA–60 amps
- Includes EETA503C1 Dual Banana Adaptor



EETA503C

EEDM5830 Amp Adaptor

- Allows DMMs to accurately measure up to 30 A AC/DC by converting the signal to millivolts
- Measures current draw of individual circuits from fuse box on automobiles, trucks and buses
- Measures the parasitic load on the battery
- Requires no internal/external power supply
- Range of 0-30A



EEDM5830

EEDMMAGSTRAP Magnetic Multimeter Hanger

- For use with all Snap-on® and Blue-Point® EEDM Series multimeters
- Attach the strap under the top of the multimeter boot, then choose to hang with either a hook or a magnet
- Position the display to face the work area; hands are free to probe terminal, wiring or components
- Leads can safely hang from the meter to the work area
- When using the back tilt stand, the magnet in the strap can be used to stabilize the unit; this is helpful when an engine starts and causes vibration



EEDMMAGSTRAP



- Do not use in environment with explosive vapor
- Read safety precautions on pages W1 to W4

DIGITAL MULTIMETER ACCESSORIES



EEDMRPMG



EEDMRPMD



EEDM5997



EEDMDVA



EEDM5030



EEDMGRNDHD



EEDM506D

EEDMRPMG Gasoline Engine RPM Adaptor

- Ideal for small single-cylinder, 2- and 4-stroke gas engine applications
- Use with any digital multimeter that has DC mV ranges to measure gasoline engine RPM
- Plug adaptor into the DMM (set to DC mV function), clip lead above engine spark plug boot and multiply the reading by 10
- Range is 300–6,000 RPM
- Output is 1 mV DC per 10 RPM
- Powered by a 9 V battery (included)

EEDMRPMD Diesel Engine RPM Adaptor

- Ideal for small diesel engine applications
- Measures diesel engine RPM
- Plug adaptor into the DMM (set to IP), attach transducer to fuel line leading to an injector and read RPM on the meter
- Range is 300-4,000 RPM
- Resolution is 1 RPM, powered by a 9 V battery (included)

EEDM5997 DMM RPM Adaptor

- Use with 2- or 4-stroke engines
- Use in conjunction with an automotive feature meter with IP (inductive pick-up) setting
- For motorcycles, outboard motors, snowmobiles and ATVs with limited or no ignition shielding
- Internal circuitry filters out noise
- Non-intrusive pick-up features dual tapped coils to help eliminate errors

EEDMDVA Direct Voltage Adaptor

- Converts outboard marine, motorcycle and other small engine ignition pulse signals into DC voltage signals
- Adaptor helps identify secondary ignition problems like failed individual coil packs or poor spark

EEDM5030 Pressure Adaptor

- Measures pressure from 1–500 PSI and vacuum from 1–29 inHg
- Output is 1mV DC per PSI or inHg
- Ideal for measuring transmission or hydraulic pressure
- 1/4" NPT fitting on the pressure transducer
- Sensor compatible for air or liquid
- 6-1/2' cable length
- Powered by a 9 V battery

EEDMGRNDHD Heavy-Duty Ground Lead for DMM

- Solid-copper clip is a superior quality component for maximum electrical signal transfer
- Terminal connection ensures a positive electrical signal
- Superior flex black 18-gauge straight silicone wire glides past components and remains flexible in cold conditions
- 90° terminal with a standard 4 mm banana jack
- Length is 6' (1.83 m)

Temperature Probes and Adaptors**EEDM506D Temperature Adaptor**

- Adds temperature capabilities to multimeters that do not have built-in temperature functions
- Provides dual temperature and differential temperature measurements for multimeters
- Output equals 1 mV per degree
- Use with any multimeter with 200 mV DC and/or 2 V DC ranges
- Provides readings from -50–1,800 °F
- Includes (2) beaded K-type temp probes
- Low battery indicator light
- Accuracy: $\pm 0.75\%$ of full scale + one digit

The Multimeters on this page include a basic lead set.

Temperature Probes and Adaptors

- Proven K-type thermocouple for connection to the DMM
- Can be used with the optional EEDM506D temperature adaptor for multimeters that do not have a built-in temperature function

EEDMTEMP-1 Temperature Adaptor and Probe

EEDMTEMP-2 Beaded Temp Probe

EEDMTEMP-3 Temp Adaptor

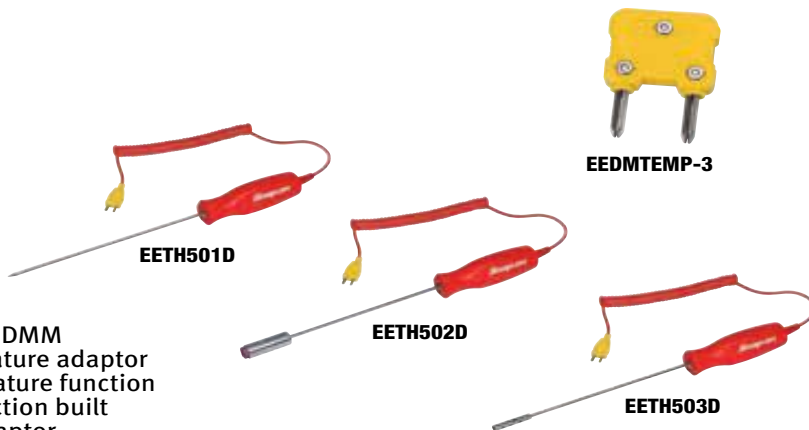


EETH501D 8" Liquid Temperature Probe

EETH502D 8" Surface Temperature Probe

EETH503D 8" Tip Air Temperature Probe

- Patented Instinct® handle provides comfort and grip while probing and positioning the tip
- Stainless steel shank will not corrode
- 4' flexible coil thermo cable keeps the multimeter a safe distance from heat or cold
- Proven K-type thermocouple for connection to the DMM
- Can be used with the optional EEDM506D temperature adaptor for multimeters that do not have a built-in temperature function
- For Multimeters that do have the temperature function built in, the EETH series probes require the optional adaptor EEDMTEMP-3




TEST LEADS

EEDM504B3 Test Lead Set with Alligator Clips

- Standard vinyl-jacket test lead set with screw-on alligator clips provides basic application testing needs
- Screw-on probe protectors limit the metal probe shaft from touching during testing for safety (protectors should be removed when using alligator clips or adaptors)

TL2A Test Lead Set

- High-grade test lead pair fits all meters using standard banana plug jacks
- Nonslip prodding probes have stainless steel points
- Coiled cords stretch to more than 60"
- Screw-on alligator clips convert the leads to jumper wires
- Banana plug screws allow use with most multimeters



MTTL725 Hard Tip DMM Test Lead Set

- 58" length offers the advantage of a greater reach
- Silicone double insulation wire jacket for safety—if outer jacket is nicked, a white underlayer is revealed
- 90° serrated flexible strain relief for improved long life
- Special tip configuration is designed to accept push-on accessories
- CAT III 1,000 V and CAT IV 1,000 V safety rating



MTTL575 DMM Test Lead Set

- 70" length offers greater flexibility in reach
- Silicone double insulation wire jacket for safety—if outer jacket is nicked, a white underlayer is revealed
- 90° serrated flexible strain relief protects the wire from being kinked at the probe or terminal ends for longer life
- Push/pull finger collar for sure grip pressure putting on or pulling off
- CAT III 1,000 V and CAT IV 600 V safety rating
- Protective plastic collar surrounds the banana jack for safety
- Enables long-distance testing such as brake lights and underhood while in the cockpit
- Acts as an extension cord for an even longer reach when servicing large equipment
- Can be used in high-heat situations around manifolds or exhaust systems
- Jacket material will not burn, even in a flame
- Remains flexible in extreme cold where poly products get hard or stiff



- Do not use in environment with explosive vapor
- Read safety precautions on pages W1 to W4

TEST LEADS



EETA108B

EETA108B Test Lead Set, Extra Long

- 10' leads extend the reach of meter leads for testing hard-to-reach components
- Shielded leads block radio frequency interference (RFI)



MTTL504

MTTL504 48" Fused Digital Test Leads

- 48" fused test leads help protect unfused digital multimeters from electronic damage
- Provide additional protection when measuring high voltage
- Includes test lead set with alligator clips and (5) extra fuses
- Overall length is 48"

MTTL5041 3 pk 5 Amp Fuses

- (3) replacement 5A fuses for MTTL504 Fused Test Leads



TLS7B

TLS7B Test Lead and Adaptor Kit

- Quick-attach probes and mini alligator clips press onto the straight PVC-jacketed lead set
- Threaded hook clips, standard plugs and alligator clips thread onto the probe ends
- Economical set for conducting various tests



MTTL500

MTTL500 Test Lead Kit

- Interchangeable probes permit a wider range of testing possibilities
- Right-angle 48" long test leads are made from double-insulated silicone super-flex wire
- Spring hooks for use on 16-gauge and smaller bare wire
- Alligator clips for attachment to bolts and large wire conductors
- Spade terminals for use on terminal blocks and prods for probing wire ends



MTTL550-KIT

High-Grade Test Leads (for Digital Multimeters)

Stock No.	Description	Set Contains:				
		MTTL500	MTTL600	MTTL700	MTTL800	MTTL550-KIT
MTA20	Prods, Modular	•				
MTA70	Set, Alligator Clips, Screw-On					
MTA75	Alligator Clips, Medium, Modular	•				
MTA80	Spring Hooks, Modular	•				
MTTL550-1	Battery Probe, Small Hook					•
MTTL550-2	Battery Probe, Large Hook					•
MTTL550-3	Flexible Back-probes, Modular					•
MTTL550-4	Heavy-Duty Battery Clip, Modular					•
MTTL550-5	90° Back-Probe, Rigid					•
MTTL550-CC	Nylon Roll-up Pouch					•
MTTL7001	Test Leads Silicone Jacket, Threaded				•	
MTTL7002	Banana Plugs, Screw-On		•	•		•
MTTL7003	Alligator Clips, Large, Modular	•	•	•		•
MTTL7004	Insulation Piercing Prods, Modular		•	•		
MTTL7005	Backprobe Adaptors, Needle, Modular		•	•		
MTTL800-1	Modular Test Leads					•
MTTL800-3A	Crocodile Clips					•
MTTL800-4	Piercing Probes					•
MTTL800-5	Grabbers 90° Test Leads					•
MTTL800-6	Prods					•
MTTL800-7	Spring Hooks 90°					•
MTTL800-PB	Storage Pouch					•

€ €

MTTL550-KIT 18 pc Battery and Electrical Circuit Test Lead Kit

- 18 piece modular kit for use with Snap-on® Digital Multimeters
 - Connect to battery or reach circuit contact locations from every angle
 - Small and large battery post adapters slide on and stay place (60 V DC)
 - Exclusive 68" modular triple-connect test leads for non-intrusive testing, can be used as a dual end test lead or non-intrusive circuit insertion lead with a meter (CAT III 1,000 volt rating)
 - Heavy-duty clamps with modular ends for quick connections (60 V DC)
 - 90° rigid back probes for limited-access areas (60 V DC)
 - Flexible back probes insert at any angle (60 V DC)
 - Nylon roll-up pouch for convenient and safe storage
- Technical Support- 1-888-382-6522

MTTL600 Test Lead Kit with Interchangeable Tips

- Includes screw-on banana plug adaptors, needle back probe adaptors, large alligator clips and insulation piercing prods



MTTL700 Test Lead Kit

- Includes screw-on banana plug adaptors, needle back probe adaptors, large alligator clips and insulation piercing prods
- Test leads with interchangeable tips are 50" long
- Double-insulated silicone wire is heat and flame resistant, and flexible in extreme cold conditions



MTTL800 Test Lead Kit

- Exceptional versatility for most automotive testing needs
- For use with all Snap-on® and Blue-Point® multimeters
- Includes: MTTL7005PK Back Probes, MTTL800-1 Modular Test Leads, MTTL800-3 Crocodile Clips, MTTL800-4 Piercing Probes, MTTL800-5 Grabbers, MTTL800-6 Modular Prods, MTTL800-7 Spring Hooks and MTTL800-PB Black Nylon Pouch



MTTL825 3 pc Modular Positive and Negative Test Lead Kit

- Silicon test leads provide superior hot and cold flexibility
- Double-insulated leads have white under the red or black material to help identify nicks or abrasions for safety
- Modular long-neck grabbers for limited access components require minimal finger pressure to activate the jaws
- CAT III 1,000 V / CAT IV 600 V safety rating
- Modular test lead terminal ends accept various optional accessories, such as prods, grabbers, alligator clips, back probes and hooks



MTA70 Alligator Clip Set

- Screw-on-style alligator clips for use with the EEDM504B3 and EEDMLEADSET Test Lead Set



MTTL7008 Medium Spade Terminal Prod Kit

- Non-intrusive testing of spade-style terminal blocks and connectors
- Modular banana jack for quick push-on connection to the test leads
- Heavy-duty body with finger grips provide proper pressure points for inserting the spade tip
- Fully insulated to reduce the likelihood of shorts
- CATIII 330 DC V, 3DC A safety rating
- Designed to work with DMM test leads or banana jack circuit testers
- Tip holds firm in the terminal slot to allow a free hand to jiggle wire or operate a switch



- Do not use in environment with explosive vapor
- Read safety precautions on pages W1 to W4

TEST LEADS



Retractable Test Leads

YA1175KIT ‡ Retractable Test Lead Kit (Blue-Point®)

- Includes YA1175
- Retractable test leads, YA1175-1 Probes (pair), YA1175-2 Alligator Clips (pair) and YA1175-3 Spring Hooks (pair)
- Retractable test leads pull out and stay at desired length
- Rewind test leads when not in use for compact storage
- 18-gauge copper wire and interchangeable tips

YA1175-1 ‡ Probes (Blue-Point®)


- Pair of probes for the YA1175 Retractable Test Lead

YA1175-2 Alligator Clips (Blue-Point®)

- Pair of alligator clips for the YA1175 Retractable Test Lead

YA1175-3 Spring Hooks (Blue-Point®)

- Pair of spring hooks for the YA1175 Retractable Test Lead



Back Probes

MTTL7005PK Back Probes

- Color coded for easy identification
- Bendable stainless steel tips (standard diameter)
- Non-intrusive probes slide behind the terminals
- Modular ends slide quickly into the modular test leads for fast and reliable connections or use with MTT7002 with threaded test leads
- Each probe is 4-1/2" (11.5 cm) long with a tip diameter of 1/32" (1 mm)
- Removable boots enable custom color selections or restoring color to dirty used boots with the MTTLBOOTS Multi-Pack

MTTL7005 Back Probe Adaptors—(1) Red, (1) Black

MTTL7006 Micro Tip Back Probes

- Feature a 0.5 mm diameter tip that has enough muscle to probe new smaller vehicle interior compartment connector terminals
- Modular test lead ends for quick attachment or use with MTT7002 and threaded test leads
- Replaceable threaded tips make change-outs easy
- 4" overall length
- 4 mm standard female banana jack
- Rated to 60 V DC

MTTLBOOTS Replacement Boot Kit

- Five of each black, red, yellow, green, blue

MTTL502 Test Probes

- Use probes on threaded probe tips
- Includes banana adaptors so probes can be used on banana plug lead sets

MTTL720 20 pc Back Probe Pin Kit (Blue-Point®)


- Just slip the probing pin into the backside of the electrical connector and attach the meter lead to the alligator clip at opposite end of the pin
- Five colors (black, red, yellow, green, blue) make circuit identification easy
- Insulated boots protect the circuit being tested from shorting between circuits and/or a short circuit to ground
- Probing pin can be bent to access an electrical connector at an unusual angle for awkward connections

MTTLB720 20 pc Multi-Back Probe Pin Kit (Blue-Point®)

- Includes five of each: 45° sharp, 45° blunt, 90° sharp and straight sharp

MTTL7007 Insulated Back Probe Set

- Designed to slide between the weather protective terminal seals on vehicles for easy probing
- Slide-on terminals for easy-on positioning on threaded or straight metal prods
- 4" overall length with shaft length of 2" for good reach
- 300 volts DC, 3 amps DC rating for many applications
- CAT II 300 V DC safety rating
- Internal collar diameter: 11 mm
- Internal female diameter: 2 mm



Hi-Viz Coiled Jump Leads

- High-grade test leads offer the highest heat and oil resistance, and exceptional coil memory
- Feature a removable “bed of nails” concept
- After removal, the probe end with a 8-32 brass thread allows for use of other product accessories

TL624AG Test Leads

- Hi-Viz green color; 24’ extended length

TL648AR Test Leads

- Hi-Viz red color, 48’ extended length



TL624AG



TL648AR

Intrusive Circuit Testing Modular Adaptors for Threaded or Modular Leads

TLB6B Adaptor

- Straight-nose test clip with black boot

TLBBL6B Adaptor

- 15° bent-nose test clip with blue boot

TLBR6B Adaptor

- 15° bent-nose test clip with red boot

TLBB6B Adaptor

- 15° bent-nose test clip with black boot

TLBL6B Adaptor

- Straight-nose test clip with blue boot

TLR6B Adaptor

- Straight-nose test clip with red boot



TLBR6B



TLR6B

MTTL300 4 pc Straight Jump Lead Set

- Four color-coded test leads help reduce the chance of wrong connections
- Use as test lead, jumper wires or for shorting out components when performing ignition system tests
- Each lead is 4’ long

MTTL300-1 4’ Black Lead, Straight

MTTL300-2 4’ Red Lead, Straight

MTTL300-3 4’ Green Lead, Straight

MTTL300-4 4’ Yellow Lead, Straight



MTTL300

MTTL301 4 pc Lead Set (Black/Straight)

- Four sizes facilitate various applications that make the job easier to complete
- Alligator clips on both ends securely grip terminal connections
- Use as extension leads or for shorting out components when performing ignition system tests
- Contains 12” MTTL301-1, 18” MTTL301-2, 24” MTTL301-3, and 10’ MTTL301-4 jumper leads

MTTL301-1 12” Black Lead – Straight

MTTL301-2 18” Black Lead – Straight

MTTL301-3 24” Black Lead – Straight

MTTL301-4 10’ Black Lead – Straight




MTTL301

MTTL310 Series Coiled Jump Leads

Stock No.	Coiled Length, inches (cm)	Stretched Length, inches (cm)	Crocodile Clip Opening, inches (cm)	Color
MTTL310-1	20 (51)	48 (122)	1/2 (1.27)	Black
MTTL310-2	20 (51)	48 (122)	1/2 (1.27)	Red
MTTL310-3	20 (51)	48 (122)	1/2 (1.27)	Green
MTTL310-4	20 (51)	48 (122)	1/2 (1.27)	Yellow

MTTL310 Coiled Jump Leads (Four Colors)

- Four distinct colors facilitate easy identification of test circuits
- Crocodile clips on both ends securely grip terminal connections
- Coiled cord stretches to 48” (122 cm) for extra reach
- Soldered and clamped connections provide low signal loss and prolong life



MTTL310

MTTL311 Series Coiled Jump Leads

Stock No.	Coiled Length, inches (cm)	Stretched Length, inches (cm)
MTTL311-1	10 (25)	12 (30.5)
MTTL311-2	11 (28)	18 (46)
MTTL311-3	13 (33)	24 (61)
MTTL311-4	24 (61)	120 (305)

MTTL311 4 pc Lead Set (Black/Coiled)

- Four sizes facilitate various applications that make the job easier to complete
- Alligator clips on both ends securely grip terminal connections
- Soldered and clamped wire connections to alligator clips provide low signal loss



MTTL311



- Do not use in environment with explosive vapor
- †These products can expose you to chemicals which are known to the state of California to cause cancer and reproductive harm. See pages 906-907 for details.
- Read safety precautions on pages W1 to W4

CIRCUIT TESTERS



EECT900



Amperage

AC V

DC V

Ohms

Digital Display Circuit Testers

EECT900 Multi-Probe Ultra Capability

- Tests AC and DC voltage, resistance (ohms) and amperage in vehicle applications
- Patented circuit breaker-protected power-up of components to determine function
- Built-in vehicle battery status check provides information to the technician before proceeding with circuit diagnosis (may need to charge the battery)

Accessibility

- Ergonomic hand-hold position and large rear-facing color LCD display lets the user get in tight spaces and still read the live results on the screen
- Convenient 23' cable allows the user to connect to the vehicle battery and move around the vehicle, including trucks, to check distant circuits like brake lights or trailer terminal connections
- Provides audible smart-tones to indicate tip readings, warning sounds and more

Simplicity

- Navigation is simplified via a color-coded menu—five menu selections are identified with a unique color so the user recalls the mode in use: Purple = AC Voltage, Orange = DC Voltage, Yellow = Amperage, White = Ohms
- Single-function buttons are used for up and down scrolling, clear, menu/function toggle, mute, light on/off and +/- powering of a circuit
- Inclusive AC meter displays all measurements simultaneously—Peak to Peak, Pulse Width, Duty Cycle, Frequency and TRMS

Serviceability

- 23' cable is field replaceable and calibrated—saves the time of sending a complete unit in for repair if just the cable fails
- 18 month warranty
- Technical Support: 888-549-0566

Specifications	EECT900
AC Measurement TRMS, V AC	200
AC Measurement P-P, Volts	200
Amp Measurement Range, Amps	.5-50
CE Approved	Yes
Circuit Breaker Range, Amps	2-30
DC Percentage Measurement Range	1-99
DC Measurement Range, Volts	.5-200
Display Size, Inches	2.4
Hz Measurement Range	15-9,999
Max. Continuous Load, Amps	12
Max. Intermittent Load, Amps/30 Seconds	29
Max. Operating Temperature, °F (°C)	123 (50)
Max. Operating Voltage, V DC	34
Max. Storage Temperature, °F (°C)	158 (70)
Max. Tip Voltage	200
Max. Transient Voltage, Volts per Second	550
Meter Modes	V DC, Ohms, Amps, V AC (Freq, TRMS, DC Percentage, P-P, PW)
Min. Operating Temperature, °F (°C)	14 (-10)
Min. Operating Voltage, V DC	9
Min. Storage Temperature, °F (°C)	4 (-20)
Normal Battery Voltage Range, V DC	12-24
Ohm Measurement (Continuity Only), Ohms	0.1-50,000
Patent Number	7154899
Power Cable Length, Feet (Meters)	23 (7.01)
Power Cable Gauge	14
Power Switch Modes	Momentary, Latch, Pulse
PW Measurement Range, mS	0.05-1000
Special Tests	Batt Stat, Hot Shot

Product is designed to be powered by 12-24 VDC power sources such as found in Automotive, Truck, Small Craft Marine, and Small Craft Aviation electrical systems

- Unit is not intended to be connected to 110 AC or above wall outlets
- Do not supply battery voltage to any computerized circuits, sensors, air bag or supplemental restraint systems

NOTE: Due to the OHM meter capability, an extension cable cannot be used, it will negatively impact the accuracy of the readings



Field Replaceable Cable

EECT900-1 23' Cable

- Optional carrying case
- 23' cable for EECT900

EECT900-2 Battery Clamps

- Battery clamps for EECT900

EECT900-5 Tungsten Probe Tip, 3-1/2" Length

- Optional 3.5 mm tungsten probe tip for EECT900

EECT900-6 Brass Probe Tip, 3-1/2" Length

- 3.5 mm brass probe tip for EECT900

EECT900-9 Ground Clip with Boot

- Ground clip with boot for EECT900

EECT900-10 5 V Multi-Probe Adaptor (Blue-Point®)

- Tip adaptor quickly connects between the tool and the probe tip to provide a safe 5 V reference signal to sensors, components and circuits
- Replaces missing ECM 5 V reference
- Safely power and tests low voltage components
- Identifies shorted sensors and circuits

EECT900-11 Brass Probe Tip, 6" Length

- 6" brass probe tip for EECT900



EECT900-1



EECT900-11



EECT900-1



EECT900-2



EECT900-5



EECT900-6



EECT900-9



EECT900-10



EECT424HD

Digital Display Circuit Testers

EECT424HD 24 V Digital Display Circuit Tester (4–49 V DC Range)

- Used to detect voltage, power, ground and circuit integrity on cars and trucks
- LCD display provides a “no guess” voltage value of the circuit
- LEDs indicate Green for Ground or Red for Power
- Leaves one hand free to jiggle wires, replace a fuse or operate a switch
- Surge-protected circuitry displays 4–49.9 V DC (± 0.3 V accuracy)
- Computer safe <10 mA circuit draw for confident testing
- 3-1/2” stainless steel corrosion-free shank
- Patented Instinct® clear handle for pure visibility, style and comfort
- Solid-copper clip—superior quality component for maximum electrical signal transfer
- Superior flex wire glides past components and remains flexible in cold conditions
- Convenient field-replaceable digital display board and spring assembly

Specifications	EECT424HD
Voltage	24
Range	4.0–49.9 V DC
Resolution	0.1 V DC
Accuracy	± 0.3 Volt
Cord Color	Red
Cord Type	Straight/Polyurethane
Outside Wire Diameter, inches (mm)	.16 (4)
Cord Length, ft (m) – gauge	6 (2) – 18
Replacement Cord Assembly	EECTCORD424V
Replacement LED and Spring Assembly	EECT424LCD
Handle Size/Color	Instinct®/Clear w/Red Print
Display	LCD w/Backlight
Polarity	Bi-Directional with Color LED, Red and Green indicators
Surge Protected	Surge and high DC voltage
Operating Temperature	0–120 °F (-18–50 °C)
Terminal End	Heavy-Duty Copper Clip
Replacement Clip	EECTCLIPHD-R
Stainless Steel Shank Length, inches (cm)	3-1/2 (8.9)
Length, inches (cm)	8-1/4 (20.9)
Warranty	1 Year (field repairable)
Computer Safe	Yes <10 mA (not for use on airbags)

Cord-Free Circuit Testers

- For quick detection of DC voltage
- For use on autos and trucks from 3–24 V DC
- Probe the wire and touch metal ground on the vehicle with a free hand
- Black carbon-infused contact area completes the circuit
- Mini Instinct® handle and short stainless shank for tight access jobs
- Pocket clip to keep the first need diagnostic tool ready for work
- Safety tip-protector
- Do not use on airbags or AC voltage

EECT200 Cordless DC Circuit Tester

- Audible beep and bright white LED light alerts the user to DC voltage presence

EECT201BL Cord-Free Pocket DC Circuit Tester

- Vibration, audible beep and bright LED light alerts the user to DC voltage presence



EECT200




EECT201BL



• Do not use in environment with explosive vapor
 • Read safety precautions on pages W1 to W4

CIRCUIT TESTERS



Digital Display Circuit Testers

Specifications	EECT400*	EECT401	EECT413
Voltage	6 and 12 V DC	6 and 12 V DC	6 and 12 V DC
Range	3–19.9 V DC	0.0–19.9 V DC	3–19.9 V DC
Resolution	0.1 V DC	0.1 V DC	0.1 V DC
Accuracy	±0.3 V	±0.3 V	± 0.3 V
Cord Color	Black	Black	Black
Cord Type	Flexible Rubber	Coiled Flexible Rubber	Straight Rubber
Outside Wire Diameter	4.0 mm (0.16")	—	4.0 mm (0.16")
Cord Length, ft (m) – gauge	6 (2) – 18	13 (3.6) – 18	11.8 (3.5)
Replacement Cord Assembly	EECTCORD400 (black), EECTCORD4000 (orange), EECTCORD400G (green), EECTCORD400R (red)	EECTCORD401	EECTCORD413
Replacement LED and Spring Assembly	EECT400W-LCD	EECT401LCD	EECT400W-LCD
Handle Size/Color	Medium Instinct®/Clear	Medium Instinct®/Clear	Medium Instinct®/Clear
Display	Backlit 2,000 Count LCD	LCD w/Backlight	Backlit LCD
Polarity	Bi-Directional	Bi-Directional	Bi-Directional
Surge Protected	Overload Displays 1.0 V, Then Resets	Yes	Overload Displays 1.0 V, Then Resets
Operating Temperature	0–120 °F (-18–50 °C)	0–120 °F (-18–50 °C)	0–120 °F (-18–50 °C)
Terminal End	Heavy-Duty, Copper Clip	12 V DC Plug	Safety-Style Fixed-Shroud Banana Jack
Replacement Clip	EECTCLIP	—	—
Stainless Steel Shank Length, inches	3-1/2	3-1/2	2-1/2
Boot	EECTBOOT	—	—
Length, inches (cm)	8-1/4 (20.96)	8-1/4 (20.96)	—
Warranty	1 Year, Field Repairable	1 Year, Field Repairable	1 Year, Field Repairable
Computer Safe	Yes, 10 mA or Less Draw (do not use on airbags)	Yes, 10 mA or Less Draw (do not use on airbags)	Yes, 10 mA or Less Draw (do not use on airbags)
Replacement Carrying Case Part Number	—	—	EECTS550-CC

CE

TECHNICAL SUPPORT 1-888-382-6522

EECT400 12 V DC Digital Display Circuit Tester

- Used to detect 12 V DC voltage, power, ground and circuit integrity
- LCD display eliminates guesswork and provides the voltage value of the circuit
- LEDs indicate Green for Ground or Red for Power
- One hand is free to jiggle wires, replace a fuse or operate a switch
- Provides one-handed operation of a circuit tester and the digital display of a multimeter
- Surge-protected circuitry displays 3–19.99 V DC (±0.3 V accuracy)
- Patented Instinct® clear handle for pure visibility, style and comfort
- Solid-copper clip provides superior quality for maximum electrical signal transfer
- Terminal screw connection ensures a positive electrical signal and easy field repair
- Superior flex wire glides past components and remains flexible in cold conditions
- Convenient field-replaceable digital display board and spring assembly
- Molded contact and finger-turn strain relief are tough
- O-ring-sealed moisture-free connection for longer life
- Technical Support: (888) 382-6522

Colors Available



* ADD SUFFIX TO STOCK NUMBER FOR SPECIAL COLORS



6 and 12 V Circuit Testers

Specifications	EECT2H	EECT3HL	EECT4H	EECT30H
Voltage	6 and 12 V DC	6 and 12 V DC	6 and 12 V DC	6 and 12 V DC
Cord Type/Color	Straight Cord Mini/Black	Straight Cord Mini/Black	Straight Cord/Black	Straight Cord/Black
Cord Material/Wire Gauge	Rubber/18	Rubber/18	Rubber/18	Rubber/18
Outside Wire Diameter	4.0 mm	4.0 mm	4.0 mm	4.0 mm
Cord Length, inches (extended)	70	70	70	70
Replacement Cord Assembly	EECTCORDBLM	EECTCORDBLM	EECTCORDBLS	EECTCORDBLS
Replacement LED and Spring Assembly	EECT2HLED/White	2-5130 Classic Bulb	EECT4HLED/White	—
Handle Size/Color	Mini Instinct®/Clear	Mini Instinct®/Clear	Medium Instinct®/Clear	Medium Instinct®/Clear
Replacement Clip	EECTCLIP2	EECTCLIP	EECTCLIP	EECTCLIPHD-B
Boot	EECTBOOT2	EECTBOOT	EECTBOOT	—
Stainless Steel Shank Length, inches	2	3-5/8	3-5/8	3-5/8

Do not use on airbags

EECT2H LED Mini Circuit Tester

- Features our smallest handle and reduced shank length for limited-space jobs
- Patented Instinct® handle for style and comfort
- Smart LED design has more brilliant light output and longer life than a traditional bulb
- Molded internal contact links with the LED assembly top dimple for low-loss signal transfer
- Finger turn screw-on strain relief is easy on/off, has flexible wire protection at the critical bending point and is O-ring sealed

EECT3HL Classic Bulb-Style Circuit Tester

- 6' straight rubber cord; 3-5/8" stainless shank
- Terminal screw connection makes cord replacement easy and ensures a positive electrical signal connection
- Superior flex wire glides past components and remains flexible in cold conditions
- Premium rubber boot material stays flexible over its life and is replaceable if worn
- Copper clip maximum electrical signal transfer

EECT4H LED Circuit Tester

- Used to detect power and ground, and also to find shorts and breaks
- Patented Instinct® handle for style and comfort
- Molded internal contact links with the LED assembly top dimple for low-loss signal transfer
- Smart LED design has more brilliant light output and longer life than a traditional bulb
- Copper clip is a superior quality component for maximum electrical signal transfer
- Superior flex wire glides past components and remains flexible, even in cold conditions

EECT30H 6/12 V Classic Bulb Circuit Tester

- Incandescent bulb brightness adjusts proportionately to the circuit voltage: the higher the circuit voltage, the brighter the light
- Patented medium Instinct® handle for style and comfort
- Superior flex wire glides past components and remains flexible in cold conditions
- 6' straight rubber cord; 3-5/8" stainless shank
- Heavy-duty copper clip bites and holds battery terminal while providing maximum electrical signal transfer
- Technical Support: 1-888-382-6522



TLS4A

Battery Adaptors

TLS4A Battery Adaptor (Blue-Point®)

- 12 V accessory adaptor supplies power to the EECT401 circuit tester as well as to most other 12 V-powered devices
- 3' cord length



EECTCORD424V

EECTCORD424V Red Straight with Heavy-Duty Clip



EECTCORD400U

EECTCORD400U Black Coil with Heavy-Duty Clip



EECTCLIPHD-B

EECTCLIPHD-B Optional Field-Replaceable Heavy-Duty Clamp



EECTCLIPHD-R

EECTCLIPHD-R Optional Field-Replaceable Heavy-Duty Clamp



- Do not use in environment with explosive vapor
- Read safety precautions on pages W1 to W4

CIRCUIT TESTERS



EEDMCT-KIT

EEDMCT-KIT Digital Multimeter, Circuit Tester and "Y" Terminal Master Kit

- Bring the all-in-one kit to the job for 12 and 24 V auto and truck electrical testing
- Includes the EEDM504D, EECT413 and MTTL900-KIT sets in one complete diagnostic package
- The circuit tester is used with various non-intrusive probes and adaptors for quick testing
- Our most popular digital multimeter includes the addition of resistance, AC and DC voltage testing, and more
- Unique "Y" adaptor enables testing of a single terminal, or inline testing of a circuit or terminal harness
- Portable storage case fits in 4" tall and 18" deep tool storage drawers with no wasted space
- Foam organizer includes cut-out silhouette of each component, part number, description and color for excellent organization of tools

EECTDM-FOAM Foam

EECTDM-CASE Case



MTTL900-KIT

MTTL900-KIT Multimeter "Y" Terminal Adaptor Kit

- 12 and 24 V DC automotive terminal kit for use with EEDM Series Digital Multimeters or EECT Circuit Testers
- Unique "Y" adaptor enables testing of single terminal, or inline testing of a circuit or terminal harness
- Non-intrusive circuit testing with a banana jack adaptor for DMM test lead or circuit tester connection
- High-quality silicon wire is flexible in cold conditions and protected against high heat conditions
- (34) color coded adaptors makes them easy to find and select for quick connections
- Includes MTTL7002 threaded to modular adaptor (Red and Black)
- Carry case fits in 4" tool storage drawers with no wasted space

MTTL900R-XL Round XL Red Y Terminal

MTTL900R-L Round L Green Y Terminal

MTTL900R-M Round M Brown Y Terminal

MTTL900R-S Round S Blue Y Terminal

MTTL900R-M1 Round M1 Black Y Terminal

MTTL900R-M2 Round M2 Red Y Terminal

MTTL900S-XL Spade XL Red Y Terminal

MTTL900S-L Spade L Green Y Terminal

MTTL900S-M Spade M Brown Y Terminal


MTTL900S-S Spade S Blue Y Terminal

MTTL900S-M1 Spade M1 Black Y Terminal

MTTL900S-M2 Spade M2 Red Y Terminal

MTTL900-FOAM Foam Insert

XL and L quantity 2, all others quantity 3.



MTTL900R-XL

MTTL900S-XL

MTTL900R-L

MTTL900S-L

MTTL900R-M

MTTL900S-M

MTTL900R-S

MTTL900S-S

MTTL900R-M1

MTTL900S-M1

MTTL900R-M2

MTTL900S-M2

Storage Racks

- Three heavy-duty magnets for quick attachment and mobility
- Stores inside the door of tool storage lockers for security at night
- Both racks can be mounted to the wall with screws or placed on a roll cab with a magnetic back
- Ideal for use on the side of a toolbox or service cart
- Attaches to any flat metal surface

EEDMRACKBJR DMM Banana Jack Storage Rack

- Convenient rack with banana jacks to hold test leads, back probes, adaptors and more

EEDMRACKM Multi-Purpose Magnetic Tool Storage Hanger



EEDMRACKBJR



EEDMRACKM

Specialty Circuit Tester

EECT74 Amp Hound (Blue-Point®)


- For use on 6, 12 and 24 V electrical systems
- No need to remove a fuse, reducing the amount of time to determine the current in the circuit
- Finds parasitic drains without resetting the offending circuit
- Checks the fuse box quickly without repeatedly pulling a fuse and checking the meter
- Will not short a circuit while the fuse is removed
- Touch the probes to the top of the fuse
- Tests all of the most common types of automotive fuses and amp ranges
- Intelligent audible tones and digital displays
- Active circuit unit beeps three times and displays the amp value
- Inactive circuit beeps continuously and displays (000)
- Open or blown fuse will not beep and displays (---)



EECT74

EECT72 ‡ Amp Hound 2 (Blue-Point®)

- Same as the EECT74 with additional features
- Real-time readings
- Plug-in fuse adaptors
- Functions with micro fuses



EECT72

Dynamic Test Leads

EECT180 LOADpro® Dynamic Test Leads (Blue-Point®)

- LOADpro® quickly finds problems like high-corrosive resistance, shorts to ground and open circuits
- Works with any DMM with standard banana plugs
- Test leads are 60" in length
- For use on circuits up to 28.5 V
- Do not use on computer ECM input circuits
- LOADpro® performs a voltage drop test with the press of a button
- Steady pin probe tips—a small recess allows the probe to sit on the connector pin
- Pressing the switch applies a load of 40 mA per volt across the circuit (example: 40 mA x 12 V = .48 A of load)
- Used for automotive, heavy-duty, marine, RV and equipment
- Includes the ES182 Troubleshooting Guide



EECT180

OBD-II Breakout Boxes

YA11167 OBD-II Breakout Box (Blue-Point®)

- Provides easy access to all 16 OBD-II terminals
- Eliminates guessing which terminals are being probed
- Eliminates damage to vehicle terminals from probing
- Tester probes plug in securely so the technician is free to diagnose
- No more crawling under the dash
- Great for diagnosing inoperative communication links



YA11167



- Do not use in environment with explosive vapor
- ‡These products can expose you to chemicals which are known to the state of California to cause cancer and reproductive harm. See pages 906-907 for details.
- Read safety precautions on pages W1 to W4

CIRCUIT TESTERS



EECT60660



EECT60660-1



EECT60660-2



EECT60660-3



EECT60660-4



EECT60660-5



EECT60660-6



EECT60660-7



EECT60660-8



EECT60660-9



EECT60660-10



EECT60660-11



EECT60660-12

Relay Test Kit

EECT60660 Deluxe Relay Test Kit (Blue-Point®)

- Eight color-coded relay test jumpers make a selection easy
- Each relay test jumper has metal pins on its side, making test lead connection fast
- Connecting a jumper wire (included) between two specified jumper tabs tests the relay
- Kit also comes with test leads to connect the test jumper to meter leads
- Relay puller pliers easily removes electrical relays without damage to the relay or electrical box
- Kit makes testing relays or live circuits quick and easy
- Includes (8) jumpers to fit most popular relays
- Includes test lead kit for easily and securely connecting relay test jumpers to a multimeter

EECT60660-1 Test Jumper

EECT60660-2 Test Jumper

EECT60660-3 Test Jumper

EECT60660-4 Test Jumper

EECT60660-5 Test Jumper

EECT60660-6 Test Jumper

EECT60660-7 Test Jumper

EECT60660-8 Test Jumper

EECT60660-9 Banana Plug Adaptor

EECT60660-10 Y-Terminal Lead with Green Plug

EECT60660-11 Terminal Lead with Blue Plug

EECT60660-12 Terminal Lead with Yellow Plug

EECT60660-PB Storage Case



YA8006



YA8005



YA8005-5



YA8005-30



YA8005-11



YA8005-7

Fuse Savers

YA8006 ‡ Master Fuse Saver Kit (Blue-Point®)

- Dual-type fuse box connector with 10' cord allows the user to move around the vehicle testing wires while looking for the short
- No wasted fuses
- Includes: 5, 10, 15, 20 and 30 A resetting breaker handles, buzz alert module and (6) fuse adaptors

YA8005 ‡ Fuse Saver Kit (Blue-Point®)

- Dual-type fuse box connector with 10' cord allows the user to move around the vehicle testing wires while looking for the short
- Includes 10, 15 and 20 A resetting breaker handles

YA8005-5 ‡ 5 Amp Breaker Handle

YA8005-10 ‡ 10 Amp Breaker Handle

YA8005-15 ‡ 15 Amp Breaker Handle

YA8005-20 ‡ 20 Amp Breaker Handle

YA8005-30 ‡ 30 Amp Breaker Handle (Blue-Point®)

YA8005-11 ‡ Buzz Alert Adaptor (Blue-Point®)

- Buzz alert sound module

YA8005-14 6 pc Fuse Saver

Adaptor Set (Blue-Point®)

YA8005-7 ‡ Dual Connector with 10' Cord

- Allows you to move around the vehicle testing wires while looking for the short

YA8005-EXT ‡ 10' Extension Cord

YA8005-PB Storage Case

- Storage case for the YA8005 Fuse Saver Kit

Short-Circuit Locators

YA111KITA Relay Shorting Plug Kit (Blue-Point®)

- Plugs close normally open contacts and instantly determine which half of an output circuit is suspect
- Eliminate guessing which terminals to short
- Significantly reduce diagnostic time
- Kit works on all vehicles using standard four- and five-pin relays
- Avoids damage to the relay socket as a result of probing

YA111-10A Relay Shorting Plug (Blue-Point®)

- 10 A

YA111-15A Relay Shorting Plug (Blue-Point®)

- 15 A

YA111-20A Relay Shorting Plug (Blue-Point®)

- 20 A



YA111KITA

Continuity Testers

EEFB310 Fuse Buddy® Pro Test Kit (Blue-Point®)

- Great tool for reading circuit amperage draws and troubleshooting up to 30 A
- Includes (1) meter with (3) interchangeable test functions: 30 A MINI circuit current testing, 30 A ATC circuit current testing and 30A all-purpose current testing
- Plugs directly into MINI and ATC fuse sockets
- Original fuse is replaced in-line, maintaining circuit protection
- Measuring range: 0–30 A/48 V DC 10 seconds
- Accuracy: ±2% of reading
- Resolution: 100 mA

EEFB310-1 Replacement Fuse Buddy® Pro Meter (Blue-Point®)

EEFB310-2 Fuse Buddy® Pro ATC Adaptor Set

EEFB310-3 Fuse Buddy® Pro ATC Fuse Adaptor Set

EEFB310-4 Fuse Buddy® Pro Positive/Negative Clamp Adaptor Set

EEFB315 Max Fuse Buddy® Kit (Blue-Point®)

- MAXI circuit testing capability up to 80 A
- Works with MINI and ATC circuits (adaptors included)
- Unit features peak hold functions and one-touch zero function
- Use on antilock brake circuits, car stereo circuits, power distribution circuits, marine and automotive branch circuits, rear window defogger circuits, solar power DC branch circuits, traction control circuits, solar charge controller circuits and heavy-duty equipment circuits
- Amps: 0–80A DC
- Resolution: 0.1A
- Accuracy: ±2.0% of reading + four digits

EEFB315-1 ATC Fuse Adaptor for Max Fuse Buddy® (Blue-Point®)

EEFB315-2 Mini Fuse Adaptor for Max Fuse Buddy® (Blue-Point®)



EEFB310



EEFB315



- Do not use in environment with explosive vapor
- †These products can expose you to chemicals which are known to the state of California to cause cancer and reproductive harm. See pages 906-907 for details.
- Read safety precautions on pages W1 to W4

CIRCUIT TESTERS



YA8026



YA8027



YA8028



YA8029



TLT8000



TLT5



TLT6



TLT7



YA3179B

Trailer Harness Testers and Adaptors

YA8026 † Towing Maintenance Kit (Blue-Point®)

- Used for four-/five-pin vehicle side circuit testing and cleaning
- Tests, cleans and repairs truck and trailer connections
- Great preventative maintenance tool
- Extends harness life
- Eliminates guesswork, reduces downtime and improves safety
- Kit includes a four-/five-pin tester, a terminal cleaning tool and a 2 mL tube of DeoxIT® electric contact cleaner
- Packaged in a compact clamshell

YA8027 † Towing Maintenance Kit (Blue-Point®)

- Used for six-round-pin vehicle side circuit testing
- Tests, cleans and repairs truck and trailer connections, plus light assemblies
- Great preventative maintenance tool
- Extends harness life
- Eliminates guesswork, reduces downtime and improves safety
- Kit includes six-round-pin tester, two terminal cleaning tools and a 2 mL tube of DeoxIT® electric contact cleaner
- Packaged in a compact clamshell

YA8028 † Towing Maintenance Kit (Blue-Point®)

- Used for seven-spade-pin vehicle side circuit testing and cleaning
- Tests, cleans and repairs truck and trailer connections
- Great preventative maintenance tool
- Extends harness life
- Eliminates guesswork, reduces downtime and improves safety
- Kit includes seven-spade-pin tester, two terminal cleaning tools and a 2 mL tube of DeoxIT® electric contact cleaner
- Packaged in a compact clamshell

YA8029 † Towing Maintenance Kit (Blue-Point®)

- Used for seven-round-pin vehicle side circuit testing and cleaning, plus seven-round-pin connector cleaning
- Tests, cleans and repairs truck and trailer connections
- Great preventative maintenance tool
- Use as a pin wear gauge on trucks and trailers
- Eliminates guesswork, reduces downtime and improves safety
- Kit includes a YA3179B seven-round-pin tester, IPA8024-AS1 and IPA8024-AS2 Round-Pin Terminal Cleaners, plus a 2 mL tube of DeoxIT® electric contact cleaner

TLT8000 † 3-Way Trailer Adaptor (Blue-Point®)

- Adapts a seven-way connection to six round pin and four-/five-pin connections
- Sealed plugs keep road debris from corroding connections
- Winged grip for easy installation and removal
- For use on medium-/light-duty trucks, 1/2-, 3/4- and 1-ton pickups, campers and other heavy-duty applications

TLT5 † Trailer Harness Tester

- Easily locates electrical problems in the tow vehicle
- Checks both four- and five-pin flat trailer connectors with LED indicator lights
- Tests left and right signals, brake lights and running lights

TLT6 † Trailer Harness Tester

- Checks six-pin round trailer connectors with LED indicator lights
- Same applications as TLT5

TLT7 † Trailer Harness Tester

- Easily locates electrical problems in the tow vehicle
- Checks seven-spade/flat-pin trailer connectors with LED indicator lights
- Tests left and right signals, brake lights and running lights

YA3179B † Circuit Chaser

- Round-pin circuit chaser for semitrailers
- Test the semi trailer plug and cable
- Both male and female ends so the technician can isolate a fault to the trailer or cable
- Can temporarily repair short circuits in the shop or on the road
- Includes (5) jumper tabs and (1) replacement prong

AC Voltage Sensor

MTAC110 AC Voltage Sensor

- Non-intrusive AC sensor detects voltage from 110–600 V AC
- Used to ensure the absence of current before working on a circuit
- Moving the probe tip along an insulated wire, near an outlet or near a circuit breaker making the tip glow if voltage is present
- Uses (2) AAA 1.5 V batteries (included)
- 5-3/4" (146 mm) long
- Meets OSHA standards
- UL® listed



MTAC110



AC41C

Electrical Brush

AC41C Taillight Socket Brush (Blue-Point®)

- Stiff carbon-steel wire bristles
- 6-5/8" long



EELD500

EELD500 Smart Smoke® Machine

- Smart Smoke® technology diagnoses eight of the top 10 DTC codes
- Digital readout displays leak sizes down to 0.001 LPM and pressure/vacuum in H₂O
- Self-calibrates for .010, .020, .040 and automatically performs an EVAP pass/fail test
- One-touch EVAP testing with automatic pass or fail
- Low-flow mode makes it easier to find leaks
- Vacuum port adaptor diagnoses Chrysler® ESIM and NVLD systems
- Find leaks; the evaporative emissions diagnostic smoke machine delivers EVAP testing and general-purpose applications
- Conveniently functions with OEM-specified nitrogen, a portable CO₂ bottle (ships empty) or shop air
- UltraTraceUV® dye solution pinpoints leaks
- OEM-approved smoke technology
- Smoke solution is safe and does not produce unpleasant odor in the shop
- Three-button control Display Select, Orifice Select and Start

EELD500 and EELD100A APPLICATIONS:

- Air cleaner assembly • Air ducts • Air valves • Cylinder heads • Diaphragms • EGR valve • EVAP • Exhaust manifolds • Exhaust pipes and mufflers • Fuel Tank Pressure Sensor • Intercooler • Intake gaskets • Injector O-rings • Loose clamps • MAP sensors • Mass airflow meter • Oil leaks • PCV valve and hoses • Throttle body shaft • Turbos • Vacuum hoses • Vacuum switches • Wind and water

Included Accessories:

- EELD500-1 8 oz UltraTraceUV® Dye Solution
- EELD500-2 Large Adaptor Cone
- EELD500-3 Vacuum Adaptor
- EELD500-4 Combination LED/UV Light and Glasses
- EELD500-Z User Manual
- EELD500-5 Removeable Battery Clamp Lead Set (for Pre-2020 models)
- EELD500-6 Smoke Hose
- EELD500REM Remote Control
- EELD301A2 17 pc Cap Plug Kit
- EELD301A3 Exhaust Cone Adaptor
- EELD301A4 Wind/Water Leak Adaptor
- EELD302A2 EVAP Service Port Adaptor Standard Size
- EELD302A4 Schrader Valve Core Tool

Optional Accessories:

- EELD500C02 CO2 Bottle and Regulator (for EELD500)
- EELD500CVR Protective Cover
- YA4000B † Automotive Test Kit (Blue-Point®)
- EELDGASBMW Gas Cap Adaptor BMW® (Blue-Point®)
- EELDGASCAP Fuel Tank Filler Neck Adaptor (Blue-Point®)



EELD500CVR

Portable Diagnostic Smoke Machine

Specifications	EELD500
Power Supply	12 V DC
Power Consumption	12/18 V DC, 25 A
Supply Volume	10 L/MIN
Line Length/Smoke Supply, ft (m)	8 (2.44)
Line Length/Power Supply, ft (m)	8 (2.44)
Line Length/Remote Starter, ft. (m)	50 (15.24)
Overall Dimensions, inches (mm)	12 W x 9 D x 12 H (310 W x 230 D x 310 H)
Max. Output Test Pressure	13 in/H ₂ O
Max. Pressure Input	170 PSI
Weight, lb (kg)	11.5 (5.25)

- Includes a combination LED/UV light and remote control
- Convenient hanger for undercar and underhood use
- Lightweight and compact—stores in a large bottom roll cab drawer or hangs with an optional cover to protect from shop dirt and dust
- Includes: Large adaptor cone, vacuum adaptor, a combination LED UV light and yellow glasses, removable battery clamp lead set, remote control, user manual, assorted cap-plug set, exhaust cone (1 x 3-1/2" dia./6" long), smoke diffuser (for finding wind/water leaks), EVAP service port adaptor that fits standard- and dual-size Schrader removal/installation tool
- Optional accessories include a CO₂ bottle and regulator, protective cover, an 8 oz bottle of solution, second smoke hose, vacuum pump, gas cap adaptor (3 pk) and a BMW® gas cap adaptor



EELD500-4

EELD500C02

EELDGASCAP



- Do not use in environment with explosive vapor
- Use only in well ventilated area
- †These products can expose you to chemicals which are known to the state of California to cause cancer and reproductive harm. See pages 906-907 for details.
- Read safety precautions on pages W1 to W4

LEAK DETECTORS



EELD100A

EELD100A Diagnostic Smoke[®] Machine (EVAP)

- Finds leaks
- Contains Diagnostic Smoke[®] technology for EVAP testing and general-purpose applications
- UltraTraceUV[®] non-contaminating dye solution pinpoints leaks that smoke cannot locate alone
- Includes a combination LED and UV light, plus special glasses
- Necessity—Eight of the top 10 emission DTC codes can be diagnosed with this unit
- Smoke solution does not produce an unpleasant odor in the shop
- Variable flow control manually reduces the flow to help pinpoint the exact location of a leak
- Conveniently functions with OEM-specified optional nitrogen, a portable CO₂ bottle (ships empty) or shop air
- Convenient retractable hanger for under car and under hood use
- Lightweight and compact stores in a large bottom roll cab drawer or hangs with an optional cover to protect from shop dirt

Diagnostic Smoke Machine

Specifications	EELD100A†
Power Supply	12 V DC
Power Consumption	12 V DC, 25 A
Supply Volume	10 L/MIN
Line Length/Smoke Supply, ft (m)	8 (2.44)
Line Length/Power Supply, ft (m)	8 (2.44)
Line Length/Remote Starter, ft (m)	10 (3)
Max. Pressure Input	170 PSI
Overall Dimensions, inches (mm)	12 W x 13 D x 12 H (305 W x 229 D x 305 H)
Weight, lb (kg)	11.5 (5.25)

† C E

Included Accessories:

- EELD100-4 Combo Light (Blue-Point[®])
- EELD100A-3 Smoke Hose Extension with Delrin[®] Nozzle
- EELD100A-4 Tee Connector with Delrin[®] Nozzle
- EELD301A2 17 pc Cap Plug Kit
- EELD301A3 Exhaust Cone Adaptor
- EELD301A4 Wind/Water Leak Adaptor
- EELD302A1 Nitrogen Hose
- EELD302A2 EVAP Service Port Adaptor Standard Size
- EELD302A3 EVAP Service Port Adaptor Fitting
- EELD302A4 Schrader Valve Core Tool

EELDCAPLESS



EELDCAPLESS Capless Fuel Tank Adaptor

- Specifically designed for new capless fuel tank filler necks
- EVAP testing is simplified through a dual-door fill neck; no need to tap into EVAP system
- For use with EELD500 or EELD100A smoke machines (sold separately)
- Seals both doors with a simple twist of the perforated knob to expand the bladder for accurate testing

Evaporative Emissions Diagnostic Smoke[®] Vapor Producing Machines – Feature Comparison

	EELD100A	EELD500
Uses Diagnostic Smoke [®] vapor technology developed in collaboration with Ford Motor Co., GM [®] , Daimler Chrysler [®] and approved by most major OEMs.	•	•
Non-contaminating UltraTraceUV dye solution pinpoints the leak. The only dye solution mandated by most major OEM's. Will not harm activated charcoal canister, ORVR valve, purge valves, catalytic converters, O ₂ sensors, seals or gaskets and determined not to void vehicle factory warranty.	•	•
Technology meets specifications when OEMs require nitrogen for safer EVAP system testing.	•	•
Designed with an electronic Safety Valve that automatically shuts off air flow into the vehicle's EVAP system when the machine turns off. This stops gasoline fumes from exiting the EVAP system and filling your work bay.	•	•
TECH LINE Supported 1-800-901-1988 for end user to help with any and all EVAP problems.	•	•
Vacuum/Pressure Gauge for vacuum/pressure decay.	•	•
Convenient Hook with fold down handle for hanging under car or under hood and easy storage in tool box.	•	•
Ability to read and display leak size of .010".	•	•
10-Year Warranty On Glow Plug a reliable heating system that lasts much longer than fiberglass wick-style units.	•	•
Variable Flow Control manually reduces flow to help pinpoint the exact location of a leak.	•	•
Low Flow Pulsating Mode automatically adjusts flow to optimal setting to help find small leaks.	•	•
One-Touch EVAP Testing with automatic pass or fail.	•	•
Vacuum Port Adapter can apply hand vacuum pump for testing Fuel tank Pressure Sensors, Chrysler ESIM & NVLD systems. Also gives you dual smoke hose capability.	•	•
Computerized Digital Display down to .001" means you're prepared for any industry leak standard changes.	•	•
Computerized Digital Display Reading Flow in Liters per Minute to make sure factory specs are met.	•	•
Computerized Digital Display Reading Pressure/Vacuum in H ₂ O to compare to FTP Sensor for in-depth diagnostic ability.	•	•
Sleep Mode with Memory retains test results if machine shuts down after five minutes.	•	•
Cordless remote so there is no need to walk back and forth when doing a job.	•	•
Micro-processor touch pad for quick and easy operation.	•	•
Ability to Choose Inert Gas at start-up for 100% accurate results.	•	•



Portable Diagnostic Smoke Machine

EELD600HD High-Pressure, Heavy-Duty Smoke Machine and Leak Finder (Blue-Point®)

- Use in 12 and 24 V trucks up to Class 8
- 3–43.5 PSI, (69 mbar to 3 bar) output pressure
- Digital pressure selection is quick and the display is easy to view with no difficult analog regulator to adjust
- Convenient wireless RF remote allows the tech to operate from around the vehicle
- Patented UltraTraceUV® non-contaminating dye solution pinpoints leaks smoke cannot alone, with the dye marking the spot after the smoke is gone
- Self-calibrates at every start-up to ensure accuracy
- Microprocessor-controlled single-button touch for all functions
- Smart Technology Software reduces the thinning of smoke density at all pressures
- Auto-drain water separator and filter removes fluid from the shop compressor
- Technical Support: 800-901-1988
- Follows safety standard Division 1, ASME Boiler and Pressure Vessel code (2013 Edition)
- Warning: DO NOT use this tester in the fuel evaporative EVAP system due to its high-pressure capability

Included Accessory:

EELD600HD-5 110 V AC Power Source, North America

Optional Accessories:

EELD600HD-1 6 pc Turbo Adaptor Set

- Includes EELD600HD-1A–EELD600HD-1F in a carry case

EELD600HD-1A Turbo Adaptor 35, 40, 45 mm

EELD600HD-1B Turbo Adaptor 50, 55, 60 mm

EELD600HD-1C Turbo Adaptor 65, 70, 75 mm

EELD600HD-1D Turbo Adaptor 80, 85, 90 mm

EELD600HD-1E Turbo Adaptor 95, 100, 105 mm

EELD600HD-1F Plug Adaptor

EELD600HD-2 Turbo Adaptor 110, 115, 120 mm

EELD600HD-3 Turbo Adaptor 125, 130, 135 mm

EELD600HD-4 12/24 Battery Cable Assembly

EELD600HD-6 240 V AC Power Source, Europe

Vacuum Pressure Pump Kits

YA4000B ‡ Automotive Test Kit (Blue-Point®)

- Produces vacuum or pressure at the turn of a switch
- Used for vacuum and pressure-related engine performance diagnostics and tune-ups; brake bleeding; fluid transfer, evacuation and sampling
- One-finger trigger vacuum/pressure release
- Durable, accurate diaphragm-type vacuum/pressure gauge
- Handheld vacuum/pressure pump with 2" compound gauge and rubber boot
- 12 oz fluid reservoir bottle with fluid transfer and storage lids, plus fluid pick-up tube
- Kit contains multiple accessories as shown, including tapered manifold plugs, vacuum caps and bleed screw adaptors



YA4000B



SVT270B

SVT270B Vacuum Test Kit

- **Diagnostic aid for checking operation of vacuum-activated actuator**
- Measures vacuum up to 30 Hg with an easy-to-read gauge
- Release valve controls the release of vacuum
- Ergonomic design is durable for everyday use
- Includes hose, cone adaptor, large cone adaptor and cup

• Do not use in environment with explosive vapor
 • Use only in well ventilated area
 • ‡These products can expose you to chemicals which are known to the state of California to cause cancer and reproductive harm. See pages 906-907 for details.
 • Read safety precautions on pages W1 to W4



HANDHELD GAS ANALYZERS



HHGA5C



HHGA5CP



HHGA-8



HHGA-9



HHGA-PRINTER

Handheld Gas Analyzers

HHGA5C± Handheld Gas Analyzer (5 Gas)

- Measures exhaust emissions for CO, CO², O₂, HC, NO_x and AFR/Lambda
- Portable handheld 5-gas analyzer for use in the bay or a road test
- For use on gasoline, LPG and CNG vehicles; ideal for emissions pre-compliance testing, vehicle servicing and diagnostic work
- Six-line illuminated display allows the user to view all exhaust emission readings simultaneously
- Provides an instant assessment of an engine vehicle exhaust and catalytic converter
- Great for pre-OBd vehicles, as well as hot rods, muscle cars, collector vehicles and race cars for measuring and adjusting the perfect air/fuel ratio
- Bluetooth®-enabled feature links to ZEUS®, VERUS®, VERUS® PRO, and VERUS® Edge; plus Bluetooth®-enabled PC combines gas analysis with other vehicle data for effective diagnostics “in real time” (set-up is required with the software included via a USB stick; diagnostic tools sold separately)
- See the big picture: Gas analyzer views gas analysis data at the same time as other data, including component tests, scope readings, digital graphing function, scanner results, view, graph, save and recall
- Monitors and reduces vehicle emissions, protects the environment and improves both drivability and fuel efficiency
- Unit is very sensitive and pulls only 1/14 the exhaust volume of competing analyzers, reducing water ingress problems, plus the pumps last longer
- Ability to print results using the optional infrared printer (included with the HHGA5CP kit)
- Service is handled at Crystal Lake Northern Repair for Annual Calibration and O₂ sensor replacement, meeting the required industry standard
- Soft pouch is included

HHGA5CP± Handheld Gas Analyzer Kit with Printer (5 Gas)**HHGA-11 Filters**

- Filters for HHGA Series Gas Analyzers (5 pk)

HHGA5C-Z User Manual

- User manual for the HHGA5C Handheld Gas Analyzer Kit

HHGA-8 Motorcycle Exhaust Probe

- Optional motorcycle exhaust probe for HHGA Series gas analyzers

HHGA-9 5 Gas Exhaust Probe

- 5 gas exhaust probe for HHGA Series gas analyzers (included with both sets)
- High-temperature stainless steel probe
- Ideal for road testing when measuring NO_x

HHGA-CHARGER Printer Charger

- Printer charger for HHGA-PRINTER

HHGA-PRINTER Infrared Printer

- Infrared printer for HHGA Series gas analyzers
- Replacement paper is HHGA-18

HHGA5B-PB Storage Case

- Hard-shell storage case included with the HHGA5CP

HHGA5A-SP Soft Pouch

- Soft storage pouch included with the HHGA5C



Digital Video Scopes

Specifications	BK3000 †	BK5600DUAL85 ‡	BK6500	BK8500 †	BK8500DUAL55
Power Supply	(4) AA Batteries	(6) AA Batteries	—	3.7 V Li-ion, 2,600 mAh 9.6 Wh Battery	3.7 V Li-ion, 2,600 mAh 9.6 Wh Battery
Width, inches (mm)	80 mm	175 mm	Viewer: 1.77 (45)	Viewer: 1.77 (45)	Viewer: 1.77 (45)
Length, inches (mm)	147mm	90 mm	Viewer: 180 mm	Viewer: 7.2 (180); Imager: 36 (0.91)	Viewer: 7.2 (180); Imager: 36 (0.91)
Height, inches (mm)	35mm	42 mm	Viewer: 3.94 (100)	Viewer: 3.94 (100)	Viewer: 3.94 (100)
Resolution (reading display)	160 x 240 RGB Backlit LED	480 x 272 RGB Backlit LED	480 x 272 RGB Backlit LED	640 x 480 RGB Backlit LED	640 x 480 RGB Backlit LED
Video Out	None	—	NTSC/PAL	NTSC/PAL, Wi-Fi Apps	NTSC/PAL, Wi-Fi Apps
Run Time (hours)	4 (Alkaline)	6 hr (Alkaline)	4 (Rechargeable)	4 (Rechargeable)	4 (Rechargeable)
Operating Temperature Range, °F (°C)	30–122	32–140 (0–60)	32–140 (0–60)	32–140 (0–60)	32–140 (0–60)
Storage Temperature, °F (°C)	-4–140 (-20–60)	-4–140 (-20–60)	-4–140 (-20–60)	-4–140 (-20–60)	-4–140 (-20–60)
Field of View, Forward/Side	54° diagonal/none	Approx. 56° diagonal	Approx. 56° diagonal	Approx. 56° diagonal	Approx. 56° diagonal
Resolution	Imager: 640 x 480	Imager: 640 x 480	Imager: 640 x 480	Imager: 640 x 480	Imager: 640 x 480
Optimal Focal Range	1/2–12" (12–30-1/2 cm)	1/2–12" (12–30-1/2 cm)	1/2–12" (12–30-1/2 cm)	1/2–12" (12–30-1/2 cm)	1/2–12" (12–30-1/2 cm)

BK5600DUAL55 True Digital Video Inspection Scope

- Includes the BK8000-55 36" digital imager with 5.5 mm diameter dual-view head
- Same as the BK5600 with a 5.5 mm imager
- Digital still image capture with included SD card
- Touchscreen interface enables easy feature selection
- Two year warranty with Snap-on® Repair Centers

BK5600DUAL85 Scope with Dual 8.5 mm Imager

- 4.3" (109 mm) LCD screen for enhanced viewing
- Digital still image capture with included SD card
- Includes 36" digital imager with 8.5 mm diameter head
- Touchscreen interface enables easy feature selection
- Includes 90° glass mirror and magnet retrieval accessories and a storage tray for security
- Two year warranty with Snap-on® Repair Centers

BK3000† Video Inspection Scope

- Small, rugged package is designed for comfort and functionality with a vibrant 2.5" LCD screen
- Integrated 8.5 mm high-resolution imager
- Onboard storage of up to 30 images
- Simple and user-friendly five-key switch
- Adaptable functionality through three-step zoom, adjustable brightness and 180° image rotation
- Magnet and mirror accessories with integrated storage
- Powered by AA batteries
- Imager is resistant to dust, dirt and water ingress for 30 minutes at depths of up to 3 meters

BK6500 Video/Still Recording Digital Borescope

- 4.3" (109 mm) diagonal LCD screen
- Confirms mechanical problems before disassembly
- Dual-imager lenses: straight ahead and 90° angle
- Imager length: 36" (914 mm)
- Touchscreen interface enables easy feature selection
- Store the digital video image internally or on an SD card
- Rechargeable lithium battery; USB port to transfer data
- Two year warranty with Snap-on® Repair Centers

BK6500DUAL55 Video/Still Recording Digital Borescope

- Includes the BK8000-55 36" digital imager with a 5.5 mm diameter dual view head
- 4.3" diagonal LCD screen
- Confirms mechanical problems before disassembly
- Digital still image capture with included SD card storage
- Touchscreen interface enables easy feature selection
- Store the digital video image internally or on an SD card
- Rechargeable lithium battery; USB port to transfer data
- Two year warranty with Snap-on® Repair Centers

BK8500‡ Advanced Wireless Video Scope

- Large 5" LCD screen highlights detail
- Four application-specific viewing modes—fine tune optics for the most common technician applications
- iOS® and Android®-compatible
- Windows®-compatible
- Full VGA/all-digital system—provides increased clarity and higher quality images than competitive products
- Ability to capture images and video, add text or audio annotation—enhances the presentation ability
- Analog video-out; connect to large format displays

BK8500DUAL55 ‡ Advanced Wireless Video Scope with 5.5 Dual View Imager

- 5" LCD—largest screen on the market helps
- Four application-specific viewing modes
- iOS® and Android® compatible
- Windows® compatible
- Full VGA/all digital system—provides clearer, higher-quality images than competing products
- Capture images and video, add text or audio annotation—enhances the presentation ability
- Analog video-out; connect to large format displays
- 5.5 mm imagers get into much tighter spaces than standard 8.5 mm
- Dual-view cameras: see straight ahead or at a 90° angle
- Close focus provides incredible detail



• Do not use in environment with explosive vapor
 † These products can expose you to chemicals which are known to the state of California to cause cancer and reproductive harm. See pages 906-907 for details.
 ‡ Read safety precautions on pages W1 to W4

VIDEOSCOPES



BK8000-55



BK8000-56



BK8000-UV

BK8000-55 ‡ 5.5 mm Digital Dual View Imager

- 5.5 mm imagers get into much tighter spaces than standard 8.5 mm
- Dual view digital cameras see straight ahead or at a 90° angle
- No need for an additional mirror attachment
- Close focus provides incredible detail
- Imagers are resistant to all common automotive chemicals

BK8000-56 ‡ 5.5 mm Digital Dual View Imager

- 5.5 mm imagers get into much tighter spaces than standard 8.5 mm
- Dual view digital cameras see straight ahead or at a 90° angle
- No need for an additional mirror attachment
- Close focus provides incredible detail

BK8000-38-6 Cleaning Swabs

- For Snap-on® videoscopes

BK8000-UV ‡ 8.5 mm Dual View UV Imager

- The ultimate aid in leak detection
- Imager camera has a true UV light source that works with fluorescent A/C, evaporative leak detection, heavy oil and penetrant dyes
- Dual view for straight ahead and 90° viewing angles
- 36" imager projects to borescope screen
- Provides reach beyond normal dye detection tools
- For use with either the BK5600, BK6500 or BK8000 videoscopes
- Greatly increases the ability to find the source of vacuum leaks while working with the EELD100A and EELD500 Portable Smart Smoke® Machines
- Used for locating concealed automotive air conditioning system leaks, automotive evaporative and vacuum system leaks and inspecting inside hardened steel parts like hydraulic pistons on aircraft landing gear
- Dual digital CMOS image sensors, 8.5 mm in diameter, mounted on a 90° axis from each other for forward and side view capabilities
- 36" long imager; each sensor has an approximate 54° field of view
- Ultraviolet lighting is provided by a light-emitting diode producing light in the spectrum of 405-410 Nm



BKIMGD8.5-3M

BKIMGD8.5-3M 8.5 mm OD 3 m Long Dual Imager

- For use with the BK5600, BK6500, BK8000 and BK8500 videoscopes
- 10' imager allows inspections up to 10'
- Dual view imager allows the user to see forward and at a 90° side view, removing the need for additional imagers and mirror attachments
- Imagers are resistant to all common automotive chemicals
- Two year warranty



BK-IMG-F-38

BK-IMG-F-38 ‡ 3.8 mm Forward View Imager

- For use on the BK5600, BK6500 and BK8000 videoscopes
- Digital sensor technology provides a small package size to access the smallest port sizes
- Forward-view imager allows the user to see the piston's combustion cup
- 3.8 mm outside diameter fits most glow plug ports
- Imagers are resistant to all common automotive chemicals

Electronic

Quickly pinpoint the source of noise or vibration in underhood, undercar and vehicle interiors. Six selectable channels allow the placement of sensors in various locations to pick up bearing, gear, engine, suspension, drive accessory and wind noises.

YA6930 Electronic Engine Stethoscope (Blue-Point®)

- Amplifies sound during diagnosis or verification of proper vehicle operation
- Used to pinpoint faulty bearings, injectors, squeaks, rattles and more
- Mode selection switch with LED indicator easily switches between the sound and vibration functions
- Noise cancellation feature eliminates background noise
- Studio-style headphone set with a tangle-free cord
- Detachable flex wand with LED illuminated tip
- Rotary volume control
- Lightweight and balanced with an ergonomic comfort grip



YA6930

Mechanic's

GA111D Mechanic's Stethoscope (Blue-Point®)

- Locates any engine sound, such as bearing noise, knocks and squeaks in fan or water pump and valve tappets
- Sound-amplifying diaphragm and a 12" probe locate trouble



GA111D

Electronic

YA6910 Mini Electronic Stethoscope (Blue-Point®)

- Convenient diagnostic tool can pinpoint location of noise caused by bad bearings, bushings, dirty fuel injectors, wind and air leaks, noisy valves and lifters
- Allows the user to monitor gears, bearings and suspension components under load so problems can be more accurately diagnosed
- Sensor clamp helps to detect noises during vehicle test drive that cannot be duplicated in the work bay
- Sensor tip mounted on a 6" flexible shaft allows access to hard-to-reach areas
- 5" inductive metal probe allows the user to pinpoint the source of noise or vibration
- Ultra-sensitive microphone provides a full range of sound
- Features a rotary-style adjustable volume control



YA6910

YA6920 Electronic Marine Stethoscope (Blue-Point®)

- Unique diagnostic listening device is specifically designed to pinpoint squeaks, rattles and other troublesome noises in most marine vessels, and watercraft with inboard or outboard motors
- Tests for noise and harmonic vibration on bearings, underdash areas, control cables, fuel injectors, cabinets and compartments, alternators, switches, pumps, final drives, steering gears, gear cases, steering pumps, hulls and compressors
- 14' long, water-resistant wire loom harness allows user to diagnose hard-to-reach problem areas
- Six spring-loaded, color-coded stainless steel sensor clamps with built-in super-sensitive microphone in the tips for optimal sound detection
- Heavy-duty professional headphones block any unwanted sounds



YA6920



- Do not use in environment with explosive vapor
- †These products can expose you to chemicals which are known to the state of California to cause cancer and reproductive harm. See pages 906-907 for details.
- Read safety precautions on pages W1 to W4

INFRARED THERMOMETERS



CTG861DB



CTG861K1



CTG861 Series Color Display Infrared Thermometers

MicroLithium: More Power and Flexibility Than Ever Before

- Tough and lightweight for maximum maneuverability and less user fatigue, this family of MicroLithium Cordless Power Tools feature integrated soft-grip handles for the ultimate in comfort and control, while their small size means they fit into tight spaces with ease
- Operating on the CTB8174 14.4 V 2.5 Ah MicroLithium battery, these tools deliver big power in the most restricted areas, both inside the passenger compartment and under the hood, for more power and flexibility than ever before

Specifications	CTG861K1
IR Range	—
IR Resolution	1,000 °C/°F; 1 °C/°F
IR Accuracy	0–560 °C; ±2% or 2 °C: -18–0 °C: 5 °C 560–1,000 °C ±2% ±3dig
IR Repeatability (+23 Ems=0.95)	±2% or ±2 °C
K Type Range (Optional)	-200–1,300 °C
K Type Accuracy (Optional)	0.5% of Reading ±1 °C
Response Time	500 mSec
Spectral Response	7–14 um
Display Hold	Last reading and operating mode display for 10 sec nominal upon trigger release
Emissivity	0.30–0.99 Adjustable
Alarm	On/Off and High/Low
Record	Rec/Max/Min
Ambient Operating Temperature, °F (°C)	32–120 (0–50)
Relative Humidity	10–80% RH non-condensing
Storage Temperature, °F (°C)	14–158 (-10–70) without Battery
Distance To Spot Size	12:1 (90% energy covered)
Battery Type	Snap-on® 14.4 Volt
Battery Life after continuous use (Approximate), hours	35
Tool Only	CTG861DB

CE

CTG861K1 14.4 V MicroLithium Color Display Cordless Temperature Gun

- Safe non-contact and contact temp options
- Temperature range: -58–1,832 °F (-50–1,000 °C)
- Records min, max and live readings
- Saturn circle sighting laser pointer
- Adjustable emissivity from 0.3–1.0
- Response time 500 mSec
- Alarm On/Off and Hi/Low
- 35-hour continuous run time
- High-contrast large color LCD display with backlight
- Kit includes tool, charger and (1) battery

CTG861DB 14.4 V MicroLithium Color Display Cordless Temperature Gun (Tool Only)



RTEMP8



RTEMPB3A



RTEMPB7

Specifications	RTEMP8	RTEMPB3A*	RTEMPB7*
Temperature Range	-60–760 °F (-76–1,400 °C)	-58–932 °F (-20–500 °C)	-31–689 °F (-35–365 °C)
Temperature Display	Selectable for °F or °C	Selectable for °F or °C	Selectable for °F or °C
Response Time	1 Second	0.5 Second	1 Second
Emissivity	Adjustable, set to 0.95	0.98	0.95 or 0.70 (0.95 default)
Power	(2) AAA Batteries	9 V Alkaline or Ni-Cad Battery	(2) AAA Batteries
Accuracy	±1.8 °F (±1 °C)	±2% of reading or ±4 °F (±2 °C)	2.7 °F (±1.5 °C)
Distance to Spot Ratio	12:1	12:1	—
Ambient Operating Range	32–122 °F (0–50 °C)	32–105 °F (0–41 °C)	32–122 °F (0–50 °C)
Description	Multi-Laser Infrared Thermometer	Infrared Laser Thermometer (Blue-Point®)	Infrared Thermometer (Blue-Point®)

*(Blue-Point®)

CE

RTEMP8 Multi-Laser Infrared Thermometer

- Easy-to-read color screen
- Modes include E, MAX, MIN, DIF, AVG, HAL and LAL
- Distance:Spot = 12:1
- Temperature range: -76-1,400 °F (-60-760 °C)
- Operating range: 32-122 °F (0-50 °C)
- Battery: (2) AAA
- Battery life: minimum of 7 hours of continuous use with laser and 30 hours of continuous use without laser
- Thermometer automatically shuts off if left idle for more than 60 seconds
- Accuracy: ±1.8 °F (±1 °C)

RTEMPB3A Infrared Laser Thermometer (Blue-Point®)

- Temperature range: -58–932 °F (-20–500 °C)
- Compact size: 5.88 x 3.62 x 1.38" (149.2 x 92.1 x 34.9 mm)
- Laser targeting accuracy
- Enhanced backlit four-digit LCD for easy viewing
- Automatic power-off after 10 seconds
- Nylon holster for transport and safe storage
- Battery: 9 V Alkaline or NiCad
- Operating range: 32–105 °F (0–40 °C)
- Conformity

RTEMPB7 Infrared Thermometer (Blue-Point®)

- Modes include E, MAX, MIN, DIF and AVG
- Distance:Spot = 12:1
- Temperature range: -31–689 °F (-35–365 °C)
- Operating range: 32–122 °F (0–50 °C)
- Battery: (2) AAA
- Battery life: typically lasts 18 hours; minimum of 14 hours of continuous use



• Read safety precautions on pages W1 to W4

TACHOMETERS



Tachometers

EEDMTACH1A Digital Contact/Non-Contact Laser Tachometer

- Ideal for use on fan or serpentine belts, industrial equipment, race cars, marine, motor sports, ATV, big rig engines and more
- Measures RPM on vehicle components and industrial equipment
- Obtains RPM readings up to 25 feet away from its target
- No-contact laser mode works great in tight areas and keeps the user away from moving parts
- Unique pistol grip design fits comfortably in the hand
- Line-of-sight aiming design provides easy-to-read results on the LCD color display—easily read in low or bright sunlight conditions
- Memory recall brings back the last measurement on the display before powering off
- Uses standard 9 V batteries
- Up to 30,000 RPM non-contact

MTTACH1A1 24 pk Reflective 1/2" Squares

- Reflective photo tape for the EEDMTACH1 Tachometer

EEDMRPM500 Digital Tachometer (Gas Engines)

- Used to digitally read RPM on single cylinder, 2- or 4- stroke gas engines
- Choose between 2- or 4-stroke engines and 1- or 2-spark ignition systems
- Unit provides min/max readings with eight storage locations to save readings for future reference
- 300–10,000 RPM range
- Powered by 9 V battery (included)
- Overall dimensions: 2-3/4 x 5-3/4 x 1"

EEDMRPMD500 Diesel Engine Adaptor

- Optional diesel engine adaptor for the EEDMRPM500 Digital Tachometer
- For use on diesel engines only
- 300-6,000 RPM range

Diesel Pulse Adaptor (Blue-Point®)**MT257B Diesel Pulse Adaptor (Blue-Point®)**

- Tests injector timing or engine RPM on diesel engines equipped with 1/4" or 6 mm external steel fuel injector lines
- Enables use with inductive pick-up timing light to test engine timing
- Not for use on diesels with common rail fuel systems

SPECIALTY METERS AND SMALL TESTERS

**Coil-On-Plug (COP) Ignition Probes (Blue-Point®)****YA76562 Ignition Quick Probe (Blue-Point®)**

- Quickly verifies the firing of a coil-on-plug (COP) ignition coil and spark plug
- Eliminates the need for back probing coil wires and disassembly to test at the coil connector or spark plug
- Variable sensitivity (VS) thumbwheel for greater diagnostic accuracy and expanded application coverage
- Super-bright KV and ARC indicator LEDs



EETL500



EETL5568A



MT125A

Timing Lights

EETL500 Digital Tach/Advance Timing Light

- Perfect for hot rod and muscle car enthusiasts
- Clearly view each flash with patented skip circuitry for tachometer readings up to 9,900 RPM, adjust engine RPM
- View, set and adjust ignition advance and retard: 0–90° set base timing, overall advance and view ignition retard
- Measures battery voltage (10–16 V) with quick-references LEDs
- Measure and adjust ignition dwell: 0–180°/1–12 cylinders with points ignitions
- Set ignition timing: works on DIS, conventional and most aftermarket ignition systems without solid core wires
- Measures engine RPM and ignition advance, as well as dwell on older points-type ignition systems
- Patented pivoting head with a xenon strobe and dual LED flashlight makes it easy to get into tight spots and see
- Timing on both 2- and 4-cycle (DIS and conventional) engines, 1–12 cylinders, no adaptors required
- Comes with a hard case for storage and protection
- Full two year warranty
- Patents #D377,622, #4,594,886 and #5,767,681 apply
- Technical Support: 1-877-447-6276

EETL500-PB Storage Case

- Storage case for EETL500 Timing Light

EETL500-2 Inductive Pick-up Leads

- Inductive pick-up leads for the EETL500 Timing Light

EETL5568A Digital Timing Light (Blue-Point®)

- Multifunction timing light works on all distributorless and conventional ignition systems
- Patented skip circuitry tests tachometer readings up to 9,900 RPM
- View, set and adjust ignition advance and retard: 0–90°
- Measure and adjust ignition dwell: 0–180°/2–12 cylinders
- Measure battery and charging voltage: 10–16 V
- Dual display backlit screen allows clear viewing of the tachometer and ignition advance reading

EETL5568-PB Storage Case (Blue-Point®)

- Storage case for EETL5568 Timing Light

MT125A Self-Powered Timing Light (Blue-Point®)

- Self-powered timing light features a single 6' inductive pick-up
- Quick attachment to spark plug wires on motorcycles, marine motors, snowmobiles, jet skis, small engines and other equipment that do not have easy access to a battery power source
- Can be used for automotive applications
- On/Off switch is located within thumb's reach
- Maximum 2,000 RPM

MEMORY SAVERS

Computer Memory Savers

EECS5MEM † 5' OBD-II Memory Cord (Blue-Point®)

- Turns any jump starter with a 12 V power port into a memory saver
- Acts as an interface connector between a jump starter and a vehicle's OBD-II port
- Prevents electronic memory loss when disconnecting a vehicle's battery

YA960 Computer Memory Saver (Blue-Point®)

- Prevents memory loss on digital radios, clocks, door locks and computers when disconnecting a vehicle battery
- Plugs into cigarette lighter socket
- Uses a 9 V battery to keep "memories" alive for up to four continuous hours



EECS5MEM

YA960

EEJP201MBK † 12 V Li-Ion Compact Engine Starter/USB Charger and Light

- Ideal for personal-use emergency jumps yet powerful enough for the shop
- For use on power sport, motorcycle and 4- to 8-cylinder autos
- Safer starting via reverse polarity, thermal runaway and short-circuit protection
- Able to start vehicles below freezing
- On-screen commands guide the user
- Bright LED work light or flashing SOS
- Charge internal battery with AC from a wall or DC from a vehicle
- Includes safety override for vehicle batteries with less than 1.5 V
- Memory-saver capable with optional OBD-II cable, EEJP200M-4 provides 12 V power to the vehicle saving settings, such as radio, seat position, DTCs keyless entry and more



EEJP201MBK

EEJP201MBK shown with optional OBD2 cable EEJP200M-4



- † These products can expose you to chemicals which are known to the state of California to cause cancer and reproductive harm. See pages 906-907 for details.
- Read safety precautions on pages W1 to W4

ELECTRICAL/TERMINAL TOOLS



FZ4B

Fuse Tools (Blue-Point®)

FZ4B Fuse Tong (Blue-Point®)

- Delrin® tongs pull fuses up to 15/16" in diameter
- 1/8" hook on the handle pulls short fuses
- Tongs have high insulating qualities and are resistant to oil, water and heat up to 300 °F
- Hand stops prevent slipping



FZ7A

FZ7A Fuse Tong (Blue-Point®)

- Nylon tongs remove auto high-tension wires and pull cartridge fuses from 15/16–1" in diameter
- Hooks on the handles and jaws
- Tongs have high insulating qualities and are resistant to oil, water and heat up to 300 °F
- Hand stops prevent slipping



YA9811

YA9811 Relay/Fuse Pliers (Blue-Point®)

- Removes/installs relays and fusible links
- Designed to reach into confined access areas
- Slip joint design enables use for a variety of sizes
- Coated pliers tips securely grips corner of relay or fusible link
- Black industrial finish with red cushioned grip handles
- 8" in length



GMSTB25

GM® Multifunction Switch Tool

GMSTB25 ‡ Multifunction Switch Tool for GM® vehicles

- Reduces the time it takes to replace the multifunction switch (turn signal/dimmer/windshield wiper) without removing the airbag, steering wheel and clock spring
- Includes a low-profile 1/4" magnetic bit wrench with a T25 Ball TORX® bit that allows better control and access in restricted areas
- Reversible ratcheting action
- Heat treated for strength and durability
- Chrome plated for great appearance and wear resistance



YAGM1

Service Light/Airbag Resetting Tool

YAGM1 Air Bag Release Tool (Blue-Point®)

- Tool will quickly and easily release the retention springs for the removal of the SIR module on certain late-model GM® vehicles
- Applications include Cadillac®, Buick® Park Avenue, Pontiac® Grand Am®, minivans and trucks



WINS12FS

WINS240R

WINS100R

WINS1R

WINS24FS

Wire Insertion Tools

WINS100R* Wire Insertion Tool Set

- Prevents damage to electrical sheathing
- Helps the technician feed or pull wire around a number of obstacles, or against pieces of metal
- Safeguards against damage to plastic sheathing that can result in an intermittent or non-functioning condition
- Provides flexibility/adaptability; set allows technician to adapt to each application through the use of different lengths and diameters of tubes
- Ideal for use with Snap-on® videoscopes; protects investment by using this tool to direct/protect the expensive fiber optic element during use
- Tubes thread into metal threaded insert within the handle, providing strong connection
- Tube angular orientation prevents the wires from "dead-heading" against an object, and getting stuck or damaged

WINS1R* Wire Insertion Tool Hard Handle

- Handle is interchangeable with WINS100 and WINS240 series straight tube shafts

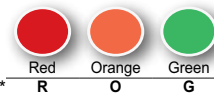
WINS240R 3 pc Flexible Wire Insertion Tool Kit

- Flexible shafts allow the user to install/remove wires around obstacles
- Prevents damage to delicate wire sheathing
- Handle is interchangeable with the WINS100 Series straight tube shafts
- 4.5 mm shaft diameter shaft has the ability to hold a tight radius
- Includes a storage tray

WINS12FS 12" Wire Insertion Flexible Shaft

WINS24FS 24" Wire Insertion Flexible Shaft

Colors Available



* ADD SUFFIX TO STOCK NUMBER FOR SPECIAL COLORS

Terminal Tools

YA13120 Electrical Connector Separator (Blue-Point®)

- Disconnects electrical connectors without damage
- Double ended to fit different access angles
- Simply engage the tool tip behind the connector clip, and push or pull to disconnect
- Works on Weather Pack and other automotive electrical connectors



YA13120

GA500A Wire Terminal Tool (Blue-Point®)

- Prongs depress the barbs on conventional terminals



GA500A

YA500GM Wire Terminal Tool (Blue-Point®)


- Designed for use for Pack-Con and Weather Pack terminals on GM® C3 systems



YA500GM

YA500F Terminal Tool for Ford® Vehicles (Blue-Point®)

- For use on Ford® terminals



YA500F

TT3KT Terminal Tool Set (Blue-Point®)

- Comprehensive set covers the majority of today's popular terminals
- Includes GA500A, YA500GM, YA500F and TT3-1 handles that slip over probes to protect the technician's hands and provides extra leverage



TT600

TT600 6 pc Terminal Tool Kit

- Includes (6) tools for removing terminals from the harness blocks: pin vise, square probe, wedge probe, tube probe, flat probe and hook probe
- Includes a vinyl pouch

TT12KT C3/Wire Terminal Tool Kit for GM® Vehicles (Blue-Point®)

- Applications include most GM® and other US computer connectors and terminals
- Individual handles for easy access in tight places
- Designed for Pack-Con and Weather Pack terminals with a flat blade to open connectors and a fork for ALDL connectors to access trouble codes
- Color coded: red handle for GM® and green for wire terminal tools
- Kit includes these GM® C3 system terminal tools: 3.3 x 28 mm terminal tool, 1.4 x 28 mm square terminal tool, 1.5 x 24.75 mm flat terminal tool, 2 x 22 mm flat terminal tool, 8 x 24 mm fork terminal tool, 3/16 x 1" flat screwdriver, 3.3 x 28 mm tube terminal tool, 4.3 x 13 mm tube terminal tool, 3.75 x 13 mm tube terminal tool, 3 x 13 mm tube terminal, 3 mm flat 2-blade terminal tool and 1.6 mm flat 2-blade terminal tool
- Includes a storage case



TT12KT



SGD TT106

TT1201 Terminal Tool

- 3.3 x 28 mm
- Red handle

TT1202 Square Terminal Tool

- 1.4 x 28 mm
- Red handle

TT1203 Flat Terminal Tool

- 1.5 x 24.75 mm
- Red handle

TT1204 Flat Terminal Tool

- 2 x 22 mm
- Red handle

TT1205 Fork Terminal Tool

- 8 x 24 mm
- Red handle

TT1206 Flat Tip Screwdriver

- 3/16 x 1"
- Red handle

TT1207 Tube Terminal Tool

- 3.3 x 28 mm
- Green handle

TT1208 Tube Terminal Tool

- 4.3 x 13 mm
- Green handle

TT1209 Tube Terminal Tool

- 3.75 x 13 mm
- Green handle

TT1210 Tube Terminal Tool

- 3 x 13 mm
- Green handle

TT1211 Flat Two-Blade Terminal Tool

- 3 mm
- Green handle

TT1212 Flat Two-Blade Terminal Tool

- 1.6 mm
- Green handle

TT1213 Storage Case

- For TT12KT C3/Wire Terminal Tool Kit

SGD TT106* 6 pc Deutsch Terminal Tool Kit

- Stainless steel design prevents the tool from breaking or bending
 - Six differently sized tools cover the entire spectrum of sizes from 20–4
 - Designed to be long enough to reach the retaining tabs without removing the seal
- SGD TT20* Size 20 Deutsch Terminal Tool**
SGD TT16* Size 16 Deutsch Terminal Tool
SGD TT14* Size 14 Deutsch Terminal Tool
SGD TT12* Size 12 Deutsch Terminal Tool
SGD TT8* Size 8 Deutsch Terminal Tool
SGD TT4* Size 4 Deutsch Terminal Tool

Colors Available



*

ADD SUFFIX TO STOCK NUMBER FOR SPECIAL COLORS



- Plastic coated handle does not protect against electric shock
- ‡These products can expose you to chemicals which are known to the state of California to cause cancer and reproductive harm. See pages 906-907 for details.
- Read safety precautions on pages W1 to W4

ELECTRICAL/TERMINAL TOOLS



SGTT110

Soft Grip Terminal Tools

Easily remove terminals from electrical connectors found on mid-1990s and later US and import vehicles. Terminal tools incorporate a stainless steel design with ergonomic soft grip handles.

SGTT1A Soft Grip Terminal Tool

- Use on PCM and transmission harnesses found on Chrysler®, Hyundai®, Kia® and Mitsubishi® vehicles
- 4-13/16" long

SGTT2A Soft Grip Terminal Tool

- Provides a robust narrow-width blade with a fulcrum for easier access to the release tabs found on newer terminal blocks

SGTT3A Soft Grip Terminal Tool

- For use on underhood sensors, such as coolant temperature and throttle position sensors
- For use on Ford®, GM® (including Cadillac®), Chrysler®, Mitsubishi® and Hyundai® vehicles
- 4-13/16" long

SGTT4A Soft Grip Terminal Tool

- Easily removes terminals from electrical connectors found on mid-1990's and later US and import vehicles
- Used for cutting open wire harnesses for easy access to troubleshooting and replacement applications
- Easily slits harness sheathing without piercing the wires inside
- 4-3/8" long

SGTT5A Soft Grip Terminal Tool

- For use on 55-pin ABS ECUs found on Ford®, GM®, Jaguar®, Jeep®, Volvo®, VW®, BMW®, Hyundai®, Kia® and Mercedes® vehicles
- 4-13/16" long

SGTT6A Soft Grip Terminal Tool

- For use on 35-pin ABS ECUs found on Audi®, BMW®, Chrysler®, Ford®, GM®, Infiniti®, Isuzu®, Jaguar®, Mazda®, Mercedes-Benz®, Mitsubishi®, Nissan®, Porsche®, Subaru®, Saab®, Volvo® and VW® vehicles
- 4-13/16" long

SGTT7 Soft Grip Terminal Tool

- Applications include Powertrain Control Modules (PCM) on Acura®, Audi®, Chrysler®, Ford®, Hyundai®, Jaguar®, Kia®, Mercedes-Benz®, Mazda®, Toyota® and Volkswagen® vehicles
- 4-27/32" long

SGTT8 Soft Grip Terminal Tool

- Applications include Powertrain Control Modules (PCM) on Acura®, Audi®, Buick®, Chrysler®, Ford®, GM®, Honda®, Jaguar®, Mercedes-Benz®, Mazda®, Toyota® and Volkswagen® vehicles
- 4-27/32" long

SGTT9 Soft Grip Terminal Tool

- Applications include Powertrain Control Modules (PCM) on Acura®, Audi®, Chrysler®, Jaguar®, Hyundai®, Kia®, Mercedes-Benz®, Toyota® and Volkswagen® vehicles
- 4-27/32" long

SGTT10 Soft Grip Terminal Tool

- Applications include open connector clips and sides of clips on Acura®, Audi®, Chrysler®, Honda®, Mercedes-Benz® and Volkswagen®
- 4-27/32" long

SGTT106A 6 pc Soft Grip Terminal Tool Set

- Includes (6) soft grip terminal tools
- Includes a storage tray

SGTT110 10 pc Soft Grip Terminal Tool Set

- Includes (10) terminal tools
- Includes a storage tray

FUEL AND ENGINE SYSTEMS: COMPRESSION GAUGE SETS AND ADAPTORS

Pressure Gauge Sets

EEPV700-KIT 500 PSI Wireless Pressure Tester Add-On Kit

- Tests compression, vacuum, fuel, engine oil or transmission fluid pressure up to 500 PSI maximum
- View the pressure and vacuum measurement results that transmit wirelessly to a Bluetooth®-enabled Android™ or Apple® device (sold separately), or on the tool's display
- Record readings to the device during a road test, view the results back in the shop
- Min/Max readings are graphed to aid in diagnosing the problem
- Stores 1–12 cylinder readings, no writing required
- Stores the results by customer, vehicle, license plate, date, technician and more
- Share the results via shop email, text or social media—include with vehicle owner's invoice
- Convenient magnet for easy mounting
- Follow these steps:
 1. Get free app
 2. Use included EEPV7 accessory to select and connect
 3. Select optional EEPV5 or EEFI5 adaptors
 4. Connect to engine
 5. Sync to remote device
 6. Take readings and diagnose
 7. Store and share results



EEPV700-KIT

(For use with the EEFI or EEPV vehicle specific adaptors sold separately or already owned)

Included Accessories

- EEPV700-1 Compression Test Adaptor
- EEPV700-2 Fuel Pressure Test Adaptor
- EEPV700-3 Oil Pressure Test Adaptor
- EEPV700-4 Transmission Pressure Test Adaptor
- EEPV700-5 Vacuum Test Adaptor
- EEPV700-CC Storage Case
- EEPV700-Z User Manual (6 Language)



EEPV5F-ALL

Optional Accessories

EEPV5F-ALL Engine/Transmission Adaptors Use with EEPV700

- For customers who do not own EEPV507 or EEPV508

EEFI5-ALL Fuel Adaptors Use with EEPV700

- For customers who do not own the EEFI500A

EEPV5V-ALL Vacuum Fittings Use with EEPV700

- For customers who do not own EEPV511



EEPV500



EEPV503



EEPV600



EEPV5V-ALL

Compression Gauge Sets

- Intended for use on spark-ignited gasoline engines that do not exceed 300 PSI compression
- Uses hose adaptors that thread into the spark plug hole and connect at the gauge hose's quick coupler
- Maintains highest compression test reading and resets to zero with a push-button release valve

EEPV500 ‡ Automotive Compression Test Set

- Tests cars and trucks with hard-to-access spark plug ports
- Gauge assembly includes a 2-3/4" dia. gauge and 27" flexible hose with a quick coupler
- Includes EEPV5G12L, EEPV5G14L and EEPV5G14S

EEPV503 ‡ Motorcycle Compression Gauge Set

- Tests motorcycles and recreational vehicles with hard-to-access spark plug ports
- Gauge assembly includes a 2-3/4" dia. gauge and 18" flexible hose with a quick coupler
- Includes EEPV5G10L, EEPV5G12L and EEPV5G14L

- Gauge displays individual cylinder pressure
- Test range: 0–300 PSI (0–2,000 kPa) in 10 PSI (50 kPa) increments
- Detect piston ring, intake/exhaust valve, head gasket or other engine issues

EEPV600 ‡ Compression Gauge Set

- Simplifies compression testing on engines with deep spark plug wells
- Knurled end allows hand tightening to aid against over-torquing or cross-threading
- Gauge can be connected to the included hose assembly for extra reach
- 300 PSI (2100 kPa) superior accuracy gauge with pressure release button
- Includes: EEPV6G12L and EEPV6G14L



- Do not expose gasoline or fuel to flames or other sources of ignition
- Use only in well ventilated area
- Plastic coated handle does not protect against electric shock
- ‡ These products can expose you to chemicals which are known to the state of California to cause cancer and reproductive harm. See pages 906-907 for details.
- Read safety precautions on pages W1 to W4

FUEL AND ENGINE SYSTEMS: COMPRESSION GAUGE SETS AND ADAPTORS



Compression Gauge Adaptors

- Detects piston ring, intake/exhaust valve, head gasket or other engine issues
- 10-1/4" overall length unless otherwise noted
- For EEPV6 adaptors: Simply connect the hose coupler and gauge of the customer's existing EEPV500 or EEPV600 (EEPV500 and EEPV600 sold separately)

EEPV5G10L ‡ Compression Gauge Adaptor

- Long reach (M10 x 1.0 pitch)
- Thread length: .70"

EEPV5G10S ‡ Compression Gauge Adaptor

- Standard reach (M10 x 1.0 pitch)
- Thread length: .43"

EEPV5G12L ‡ Compression Gauge Adaptor

- Long reach (M12 x 1.25 pitch)
- Thread length: .68"

EEPV5G12T ‡ Compression Gauge Adaptor

- Ford® Triton® engines 2008 and later
- Mercedes-Benz® (most V6 and some V8 models newer than 2006), Nissan® (2.5 L 2008 and later) and Toyota® Scion® (1.8 L 2008 and later) vehicles
- 18" length
- Thread length: .71"

EEPV6G12L ‡ Long Reach Chrome Adaptor

- M12 x 1.25 pitch

EEPV5G14L ‡ Compression Gauge Adaptor

- Long reach (M14 x 1.25 pitch)
- Thread length: .73"

EEPV5G14S ‡ Compression Gauge Adaptor

- Standard reach (M14 x 1.25 pitch)
- Thread length: .36"

EEPV6G14L ‡ Long Reach Chrome Adaptor

- M14 x 1.25 pitch

EEPV6G14S ‡ Standard Reach Chrome Adaptor

- M14 x 1.25 pitch

EEPV5G16T ‡ Compression Gauge Adaptor

- Long reach (M16 x 1.5 pitch) for Ford® 5.4 L Triton® engines
- 18" length

EEPV6G16L ‡ Long Reach Chrome Adaptor

- M16 x 1.25 pitch

EEPV5G18S ‡ Compression Gauge Adaptor

- Standard reach (M18 x 1.5 pitch)
- Thread length: .44"

EEPV6G3PK ‡ 3 pc Chrome Compression Adaptor Set

- Set includes EEPV6G12L, EEPV6G14L and EEPV6G14S (3 pc)
- For use with EEPV500 and EEPV503 compression gauge sets
- Simplifies testing of compression on engines with deep spark plug wells
- Knurled end allows hand tightening to aid against over-torquing and cross-threading

EEPV6G1822 M18 X 1.5 Thread Compression Adaptor

- For use with EEPV6-300G gauge and EEPV600H (sold separately)
- M18 x 1.50 pitch
- 22" overall length for long reach applications



EEPV6G1822



MT27D

Cone-Type Compression Gauge

MT27D Cone-Type Compression Gauge

- Range from 0–300 PSI and 0–2,100 kPa
- Cone seal is held firmly over plug hole, unit does not thread in
- Ideal for small gasoline engines, motorcycles, ATVs and snowmobiles

Diesel Compression Gauge

EEPD500 ‡ Diesel Compression Gauge

- Range from 9–800 PSI and 0–5,500 kPa
- Includes 18" hose with release valve

EEPD501 ‡ Diesel Compression Test Kit

- Includes adaptors to test Power Stroke®, Cummins®, Duramax®, Mercedes®, Isuzu® and Mitsubishi® light-duty diesel engines
- Includes 800 PSI gauge and diesel compression adaptors for glow plug and injector applications
- Packed in blow-molded case that has additional slots for future expansion and fits in 4" drawer



EEPD500



EEPD501



EEPV313C



M3540C



M3542C



M3543C



M3571C



M3572C



M3574C



M3585C

Compression Adaptors/Injector Style

EEPV313C ‡ Diesel Compression Gauge Adaptor

- For 1998–2002 Dodge® 24-valve 5.9 L Cummins®, plus 5.9 L Cummins® ISB and ISBE diesel engines

M3540C ‡ Compression Adaptor

- For Cummins® 855 in³ NH, and 903 V8 and L10 diesel engines

M3542C ‡ Diesel Compression Gauge Adaptor

- For Volkswagen®, Mercedes-Benz®, Volvo® and Audi® 5000 diesel engines
- M24 x 2.0 pitch

M3543C ‡ Diesel Compression Gauge Adaptor

- For Detroit® 53, 71, 92 and 8.2 L diesel engines

M3571C ‡ Diesel Compression Gauge Adaptor

- For 21 mm injectors and Bosch®-type injectors on the following diesel engines: Allis-Chalmers® 433, 649 and 670; Allis/Fiat® 3-cylinder; John Deere® 404, 466, 531 and 619; Navistar® 361 and 407; Perkins® 4.203, 4.236, 4.248, 6.354 and 8.540; Wisconsin Engine® 340, 350, 430, 660, 670, 750, 860 and 1000; White Engine® D2000, D2300, D3000, D3400, and D4800; Mack® 673, 674, 675, 864, 865 and 866; Waukesha® diesel engines; Ford® tractor diesel engines; Scania® DN11 and DS11

M3572C ‡ Diesel Compression Gauge Adaptor

- For pencil-type injectors on the following: Caterpillar® 3208 and 1100 Series; Case® 70 Series 188 and 207; John Deere® early 300, 400 and 500 Series; 276, 404 and 531 diesel engines

M3574C Diesel Compression Gauge Adaptor

- For 17 mm injectors on Navistar® DT466 and 9 L, 312, 360, 414, 436 and 446 diesel engines

M3584C ‡ Compression Adaptor

- For Case®/Cummins® Series B 2.9, 3.9 and 5.9 L diesel engines

M3585C Compression Adaptor

- For Case®/Cummins® Series C 8.3 L engines



- Do not expose gasoline or fuel to flames or other sources of ignition
- Use only in well ventilated area
- ‡These products can expose you to chemicals which are known to the state of California to cause cancer and reproductive harm. See pages 906-907 for details.
- Read safety precautions on pages W1 to W4

FUEL AND ENGINE SYSTEMS: DIESEL COMPRESSION



Compression Adaptors/Glow Plug-Style

- All “M” series glow plug-style adaptors plus the EEPV312C or EEPV312D adaptor require the use of either the M3569A or M3570A quick coupler

EEPV312C‡ Glow Plug Compression Adaptor

- Duramax® 6600, 2001–2005

EEPV312D‡ Glow Plug Compression Adaptor

- For Duramax® 6600, 2006 and newer

EEPV314C‡ Glow Plug Compression Adaptor

- For Ford® Power Stroke®/Navistar® 7.3 L and VW® TDI 1.9® diesel engines

EEPV317C‡ Glow Plug Compression Adaptor

- For Ford® Power Stroke® 6.0 L and Navistar®/International 6.0 LVT365E engines

EEPV318C‡ Glow Plug Compression Adaptor

- For Power Stroke® engines
- Applicable to Mercedes-Benz® BlueTEC models, 2007–2016

M3545C‡ Glow Plug Compression Adaptor

- For Ford®/International 6.9/7.3 L, Mercedes-Benz® E320 and Westerbeke® Marine engines

M3564C‡ Glow Plug Compression Adaptor

- For GM® 6.2 L and 6.5 L diesel; Hummer® H1; Jeep® Liberty 2.8 L; and Mercedes-Benz®, Freightliner®, and Dodge® Sprinter 2.7 L engines

M3565C‡ Glow Plug Compression Adaptor

- For Toyota® 1.8 L; Isuzu® 1.8 and 2.2 L diesel engines; and 4HE1, 6HE1 and HK1

M3566C‡ Glow Plug Compression Adaptor

- For Toyota® and Nissan® 2.2 L diesel engines, plus Mitsubishi® 2- and 3-cylinder engines; CAT® 3022, 3023, 3024 and 3034; Ford®/Mazda® 2.0 and 2.2 L; Ford®/Mitsubishi® 2.3 L; Kawasaki® Mule 3010; Kubota® D650 and D1100; Mazda® B2200 2.2 and 2.0 L; Mitsubishi®/Fuso and Nissan® engines

M3576C‡ Glow Plug Compression Adaptor

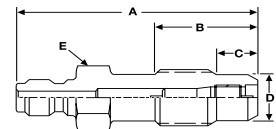
- For BMW® 2.4 L engines used in 1984 and 1985 Lincoln®, Mark VII and Continental models; Peugeot® 1978–1984, 2.0 L and 2.3 L engines; and VW®, Audi®, and Volvo® 1.5 L, 1.6 L, 2.0 L and 2.6 L engines

M3569A‡ Quick Coupler

- 45° offset

M3570A‡ Quick Coupler

- 90° offset



Stock No.	Thread	A inch (mm)	B inch (mm)	C inch (mm)	D inch (mm)	E (hex)
EEPV312C‡	M10 x 1.25	4.125 (104.78)	3.00 (76.20)	2.50 (63.50)	0.32 (8.13)	12 mm
EEPV312D‡	M10 x 1.25	3.57 (90.7)	1.00 (25.4)	0.25 (6.35)	0.32 (8.13)	1/2"
EEPV314C‡	M10 x 1.0	10.38 (263.6)	0.9 (22.9)	0.375 (9.5)	0.325 (8.25)	1/2"
EEPV317C‡	M14 x 1.25	10.1 (256.5)	0.625 (15.9)	0.25 (6.35)	0.318 (8.1)	5/8"
EEPV318C‡	M8 x 1.00	10.2 (259.1)	0.771 (19.6)	0.283 (7.2)	0.26 (6.6)	7/16"
M3545C‡	M10 x 1.0	1.75 (44.5)	0.99 (25.1)	0.38 (9.65)	0.325 (8.25)	7/16"
M3564C‡	M10 x 1.0	2.5 (63.5)	0.782 (19.9)	0.314 (8.0)	0.313 (7.95)	7/16"
M3565C‡	M10 x 1.0	2.56 (65)	1.48 (37.6)	0.884 (22.45)	0.313 (7.95)	7/16"
M3566C‡	M10 x 1.25	2.00 (50.8)	1.157 (29.4)	0.407 (10.3)	0.313 (7.95)	7/16"
M3576C‡	M12 x 1.25	2.344 (59.5)	0.74 (18.8)	0.31 (7.9)	0.392 (9.95)	1/2"

Engine Vacuum Pressure Gauge Set

EEPV511 † Vacuum and Fuel Pump Tester

- Used for almost all basic vacuum pressure testing needs in the shop
- Performs engine vacuum tests on gasoline engines, as well as exhaust back pressure tests on applications with an oxygen sensor
- Tests vacuum accessories and emission control devices such as EGR valves canister purge systems, air switching and divert valves, vacuum delay and check valves, heater and A/C controls, and cruise control systems
- Multicolor gauge face with SAE, Hg, PSI, negative kPa and positive kPa



EEPV511

EEPV5V-ALL Vacuum Fittings Use with EEPV700

- For customers who do not own EEPV511



EEPV5V-ALL

EEPV511-H 4' Silicone Hose

EEPV511-1 M12/M18 Oxygen Sensor Adaptor

EEPV511-2 Oxygen Sensor Adaptor Flange Gasket

EEPV511-3 Tapered Vacuum Fitting

Cylinder Leakage Tester

EEPV509 † Cylinder Leakage Tester

- Pressure gauge displays input air pressure for proper cylinder leakage test set-up and provides accurate results
- Pressure gauge range is 0–100 PSI (0–700 kPa) in 2 PSI (20 kPa) increments
- Cylinder leakage gauge displays leakage as a percentage of input pressure in one of three distinctive zones: high, moderate or low



EEPV509

Pressure Gauge Sets

EEPV508 † Automatic Transmission and Engine Pressure Set

- Includes (2) gauge assemblies for high-pressure (500 PSI) and low-pressure (100 PSI) ranges, adaptors to test a wide variety of automatic transmissions, a comprehensive instruction manual with an applications table and a storage case
- (4) special fittings are also included for connection to hard-to-reach test ports in areas requiring a 45° or 90° angle
- 10' flexible hose with fluid coupler



EEPV508

Transmission and Engine Pressure Guide

Stock No.	Description	Set Contains:		
		EEPV508 †	EEPV507 †	EEPV5F-ALL †
EEPV5F-0 †	Male Quick-Connect Plug	•	•	•
EEPV5F-1 †	2" Pipe Nipple	•	•	•
EEPV5F-2 †	1/4" M x 1/8" F Hex Bushing	•	•	•
EEPV5F-3 †	3/8" M x 1/8" F Hex Bushing	•	•	•
EEPV5F-4 †	1/8" FNPT Coupling	•	•	•
EEPV5F-5 †	1/8" M x 1/8" F Street Elbow	•	•	•
EEPV5F-6 †	1/8"-28 BSPT	•	•	•
EEPV5F-7 †	M10 x 1.0 Tapered Thread	•	•	•
EEPV5F-8 †	M10 x 1.0 Adaptor	•	•	•
EEPV5F-9 †	M10 x 1.25 Adaptor	•	•	•
EEPV5F-10 †	M12 x 1.5 Adaptor	•	•	•
EEPV5F-11 †	M12 x 1.75 Adaptor	•	•	•
EEPV5F-12 †	M14 x 1.5 Adaptor	•	•	•
EEPV5F-13 †	M16 x 1.5 Adaptor	•	•	•
EEPV5F-14 †	M18 x 1.5 Adaptor	•	•	•
EEPV5F-15 †	5/16"-24 Adaptor	•	•	•
EEPV5F-16 †	7/16"-20 Adaptor	•	•	•
EEPV5F-17 †	1/16"-27 Adaptor	•	•	•
EEPV5F-18 †	M8 x 1.0 Tapered Thread	•	•	•
EEPV5F-19 †	M8 x 1.0 Adaptor	•	•	•
EEPV5F-20 †	M8 x 1.25 Adaptor	•	•	•
EEPV5F-21 †	M16 x 2.0 Adaptor	•	•	•
EEPV5-100G †	Pressure Gauge and Boot Assembly (100 PSI)	•	•	•
EEPV5-500G †	Gauge and Boot (500 PSI)	•	•	•
EEPV507-H †	6' Hose Assembly	•	•	•
EEPV508-H †	10' High-Pressure Hose Assembly	•	•	•



EEPV507

EEPV507 † Engine Oil Pressure Set

- Used on diesel and gasoline engines
- Includes SAE and metric adaptors for cars, trucks, tractors and stationary engines
- Includes a 0–100 PSI (0–700 kPa) gauge assembly



EEPV5F-ALL

EEPV5F-ALL Engine/Transmission Adaptors Use with EEPV700

- For customers who do not own EEPV507 or EEPV508



- Do not expose gasoline or fuel to flames or other sources of ignition
- Use only in well ventilated area
- †These products can expose you to chemicals which are known to the state of California to cause cancer and reproductive harm. See pages 906-907 for details.
- Read safety precautions on pages W1 to W4

FUEL AND ENGINE SYSTEMS: FUEL INJECTION



EEFI Series Adaptor Sets

EEFI500A

EEFI500ACORE

EEFI5-ALL

Set Contains:

EEFI500A ‡

EEFI500ACORE ‡

EEFI5-ALL ‡

Stock No.	Description	EEFI500A ‡	EEFI500ACORE ‡	EEFI5-ALL ‡
EEFI5001A ‡	Gauge and Hose Assembly with Bleed Off Valve	•	•	
EEFI5002 ‡	Standard Schrader Hose Assembly: Chrysler®, GM®, M-B®, Porsche®, Saab®, Saturn® vehicles	•	•	•
EEFI5001AP1 ‡	Gauge and Boot (only)			
EEFI5003 ‡	Small Schrader Hose Assembly: BMW®, Ford®, Jaguar®, Kia®, Lincoln®, Mazda®, Mercury®, Mini®, Volvo®, VW® vehicles	•	•	•
EEFI5004 ‡	Standard Schrader Right Angle Adaptor: Chrysler®, GM®, Mercedes-Benz®, Porsche®, Saab®, Saturn® vehicles	•	•	•
EEFI5005 ‡	Small Schrader Right Angle Adaptor: BMW®, Ford®, Jaguar®, Kia®, Lincoln®, Mazda®, Mercury®, Mini®, VW®, Volvo® vehicles	•	•	•
EEFI5006 ‡	Tee Adaptor with 1/4, 5/16 and 3/8" diameter hoses and clamps: Chrysler®, Infiniti®, Isuzu®, Mazda®, Nissan®, Subaru®, Suzuki® vehicles	•	•	•
EEFI5006-1 ‡	Replacement Hoses and Clamps	•	•	•
EEFI5007 ‡	Spare Parts Service Kit for 5001-5006	•	•	•
EEFI5008 ‡	Tee Hose Assembly: 3/8" Quick-Connect	•	•	•
EEFI5009 ‡	3/8" Quick-Connect Double Male: GM® vehicles	•	•	•
EEFI50010 ‡	5/8" Spring Lock Male: Ford®, Mazda® vehicles	•	•	•
EEFI50011 ‡	5/8" Spring Lock Female: Ford®, Mazda® vehicles	•	•	•
EEFI50012 ‡	5/16" Quick Connect Male: Acura®, Chrysler®, Ford®, Mazda®, Toyota® vehicles	•	•	•
EEFI50013 ‡	5/16" Quick Connect Female: Acura®, Chrysler®, Ford®, Mazda®, Toyota® vehicles	•	•	•
EEFI50013-L ‡	5/16" 90° Quick-Connect Female: Chrysler®, Fiat®, Jeep®, VW®	•	•	•
EEFI50014 ‡	5/16" Male Hose Adaptor: BMW®, Chrysler®, Infiniti®, Nissan®, VW® vehicles	•	•	•
EEFI50015 ‡	5/16" Hose Adaptor: BMW®, Chrysler®, Infiniti®, Nissan®, VW® vehicles	•	•	•
EEFI50016 ‡	M14 x 1.5 Inverted Flare Male: Geo®, Infiniti®, Toyota® vehicles			
EEFI50017 ‡	M14 x 1.5 Inverted Flare Female: Geo®, Infiniti®, Toyota® vehicles			
EEFI50018 ‡	M14 x 1.5 Ball Seat Female: Audi®, Hyundai®, Jaguar®, Land Rover®, Porsche®, Volvo®, VW® vehicles	•	•	•
EEFI50019 ‡	M14 x 1.5 Ball Seat Male: Audi®, Hyundai®, Jaguar®, Land Rover®, Porsche®, Volvo®, VW® vehicles	•	•	•
EEFI50020 ‡	16 mm O-ring Adaptor: Hyundai®, Mitsubishi® vehicles	•	•	•
EEFI50021 ‡	11 mm O-Ring Adaptor: Infiniti®, Kia®, Mitsubishi®, Nissan® vehicles	•	•	•
EEFI50022 ‡	M12 x 1.0 Pulse Dampener Adaptor: Acura®, Honda® vehicles	•	•	•
EEFI50023 ‡	M12 x 1.5 Banjo Bolt Adaptor: Honda®, Hyundai®, Isuzu®, Lexus®, Toyota® vehicles	•	•	•
EEFI50024 ‡	M12 x 1.25 Banjo Bolt Adaptor: Honda®, Hyundai®, Isuzu®, Lexus®, Toyota® vehicles	•	•	•
EEFI50025 ‡	M6 x 1.0 Filter Adaptor: Acura®, Honda® vehicles	•	•	•
EEFI50026	Spare Part Service Kit for 5009-50025 Adaptors	•	•	•
EEFI50027	1/4" Quick-Connect Male: Acura®, Honda® vehicles	•	•	•
EEFI50028	1/4" Quick-Connect Female: Acura®, Honda® vehicles	•	•	•
EEFI500A-PB	Plastic Storage Case	•	•	
EEFI5ALL-PB	Plastic Storage Case			•

EEFI500A Master Fuel Pressure Kit

- Adaptors, 150 PSI gauge and a case keep this fuel pressure kit at the forefront of innovation
- User manual includes updated test connection illustrations and application charts
- Convenient lid label shows image of components, part numbers and applications for quick and easy identification and storage
- Set contains a tee manifold with a shutoff valve, a 3-1/2" dia. gauge assembly with a blowdown valve and the adaptors needed to test most fuel injection systems
- Dual-scale gauge with increased range to 150 PSI/1,000 kPa for newer vehicles utilizing higher pressures

- 1/4" male and female quick coupler fuel adaptors for testing pressure on newer Honda® 1.3, 1.5, 1.6, 1.8 and 2.0 L engines
- 90° 5/16" male quick coupler adaptor for testing on 2011-2014 Chrysler®, Dodge®, Jeep® and Volkswagen® applications with 3.2 and 3.6 L engines
- Removable adaptor tray for easy transport to the work area
- Fits in a 4" drawer and incorporates a new handle for easy transport; includes a sliding lid
- Not intended for gas direct-injection vehicles

EEFI500AADD Fuel Injection Add-on Set for EEFI500A

- Combine the components of the EEFI500AADD set with the EEFI500CORE set to form the EEFI500A master fuel injection pressure gauge set

EEFI500ACORE Core Fuel Injection Pressure Test Set

- For basic fuel injection pressure service needs
- Individual components or the EEFI500AADD set can be purchased to build up to the master set

EEFI5-ALL Fuel Adaptors Use with EEPV700

- For customers who do not own the EEFI500A

General Purpose Gas System Cleaners

EEF15CLEANER ‡ Fuel Injection System Cleaner

- Cleans deposits from fuel injectors, fuel rail and intake valves to restore engine performance, lower emissions and smooth idle
- Canister-style cleaner accepts preferred or OEM required fuel injection system cleaner (sold separately)
- Check vehicle fuel pressure with the right hand gauge and easily set the cleaning pressure with the left hand gauge
- Stainless steel braided Teflon® hose resists solvents
- Conveniently hangs under the hood with a center chain
- Compatible with EEF1500 Series adaptors (sold separately)
- See the user manual for vehicle make details

EEF15CL-NOZ ‡ Intake Cleaning Adaptor (Blue-Point®)

- For use with the EEF15CLEANER
- Delivers a better cleaning solution with a new 180° nozzle to remove carbon deposits commonly found in vehicle intake systems, restoring drivability by allowing the engine to breathe better
- Removes sludge from the back of intake valves
- Misting spray pattern of solution gives maximum coverage in the intake system



EEF15CLEANER

EEF15CL-NOZ



EEDF500

EEDF501



EEDF502



EEDF503

Diesel Fuel Pressure Testers

- Convenient Protective storage and carrying in a slide lid case that fits easily into a 4" drawer
- CE Approved
- Technical Support: 1-855-779-8880

EEDF500 ‡ Duramax® Diesel Fuel Pressure Test Kit

- Designed for testing diesel fuel pressure and vacuum on GM® 6.6 L Duramax® engines
- Gauge assembly includes a compound gauge with a 0–15 PSI (0–100 kPa) pressure, plus 0–30 inHg vacuum scale and a protective rubber boot
- Long 6' flexible hose with a quick coupler for fast and easy connection to the engine

EEDF501 ‡ Compucheck Fuel Pressure Test Set

- Designed for diesel fuel pressure and restriction testing on engines with Compucheck test ports
- 3-1/2" compound gauge has a 0–15 PSI (0–100 kPa) pressure and 0–30 inHg vacuum scale
- 2-1/2" pressure gauge has a 0–300 PSI (0–2,000 kPa) scale in 10 PSI (50 kPa) increments
- Includes female Compucheck quick coupler with 6' hose, pressure bleed off and quick connect for easy interchange of the two gauges
- Includes separate male Compucheck test port for installation in vehicles without Compucheck test ports

EEDF502 ‡ Ford® Power Stroke® Fuel Pressure Test Set

- Developed with input from technicians on adaptor selection for Ford® Power Stroke® 7.3, 6.7, 6.4 and 6.0 L engines
- 0–100 PSI gauge and hose assembly
- Low-pressure diesel-fuel delivery testing (lift pump)
- Correct fuel delivery and dynamic fuel pressure are crucial to having a properly running engine
- Helps prevent a lean condition that may cause burning of injectors or scorched cylinders

EEDF503 ‡ Cummins® Engine Diesel Fuel Pressure Test Kit

- Includes adaptors for lift tank fuel pump testing, engine return flow testing, flow testing, restriction testing and bubble testing
- Developed with input from technicians on adaptor selection
- Helps prevent a lean condition that may cause burning of injectors or scorched cylinders
- Low-pressure diesel fuel delivery testing (lift pump)
- Correct fuel delivery and dynamic fuel pressure are crucial to having a properly running engine
- Gauge: 45 PSI, 30/in Hg



- Do not expose gasoline or fuel to flames or other sources of ignition
- Use only in well ventilated area
- ‡These products can expose you to chemicals which are known to the state of California to cause cancer and reproductive harm. See pages 906-907 for details.
- Read safety precautions on pages W1 to W4

FUEL AND ENGINE SYSTEMS: FUEL INJECTION



A227



FIH500



IPK1180



YA76462

Specialty Service Tools

A227 3/8" Drive 6-Point Metric 27 mm Fuel Pressure Sensor Socket

Sensor Socket

- For removing and installing fuel pressure sensors from fuel injection fuel rails under the intake
- Socket has an enlarged bolt clearance to fit over the sensor connector where a regular 27 mm socket will not work
- Overall length of socket is 2"
- Manufactured from the highest quality proprietary steel, providing optimum strength and durability
- Nickel-chrome alloy finish resists against rust and corrosion
- Snap-on® sockets using the Flank Drive® wrenching system grip the fastener on the flanks/flats, delivering 15–25% more turning power

FIH500 Fuel Module Disconnect Tool (Blue-Point®)

- GM® fuel module disconnect tool for 1998 and later GM® full-size pickups, Suburban and Tahoe® vehicles
- 2 pc design permits easy access to the connectors
- Fits both 3/8" and 5/16" connector sizes
- Tool segments can be clipped together for convenient storage

IPK1180 Fuel Injector Puller

- Compact size allows for easy attachment and removal of the hard-to-reach injectors of the twin turbo V8 (N63) engine, reducing service time
- Easy to install on inline 6 and V8 (N63) engines, simply screw the tool onto the top of the injector, and with one or two taps of the slider, the injector will come out easily

YA76462 Universal EFI Quick Probe (Blue-Point®)

- Quickly detects electronic fuel injector functions on any gas or diesel engine
- Specifically designed to detect vibrations emitted when an electronic injector fires
- No hunting for injector wires to test at the connector
- No need to remove the injector for testing
- Includes a bright LED strobe, 7" removable probe tip, user guide, battery operation and sensitivity thumb wheel

FUEL AND ENGINE SYSTEMS: FUEL SYSTEMS



YA997



FLR630



FIH940

Fuel Inlet/Fuel Filter Tools

YA997 ‡ 2-1/4-2-9/16" Swivel Handle Fuel Filter Wrench (Blue-Point®)

- Designed to access hard-to-reach fuel filters
- Fits fuel filters 2-1/4-2-9/16"

FLR630 Fuel Tank Lock Ring Tool (Blue-Point®)

- Removes/installs plastic fuel tank lock rings without damage
- Channel design on the body allows the legs to adjust from 4-7-1/2" while keeping the drive centered
- Compact design prevents the tool from hanging over the work area and hitting other parts
- For newer, smaller GM® vehicles and vehicles with traditional size rings

Fuel Pump Removal Tools

FIH940 Gas Tank Fuel Pump Removal Tool (Blue-Point®)

- Removes the plastic fuel pump retaining rings
- Universal adjustable design fits most plastic retaining rings
- Prevents damage to the original pump retaining ring
- For use with a 1/2" drive extension and ratchet
- Used to reinstall old retaining ring

Steel Line Stoppers

LCSS600 6 pc Line Clamp and Stopper Set

- Pliers are used to pinch off flexible lines to prevent spills when disconnected
- Spring-loaded handle and lock for easy one-hand application and release
- Two sizes cover all hoses: Small 1/8" and 3/4"; Large 3/4" and 2-1/4"
- Stoppers are used to seal steel lines once disconnected
- Spring-loaded for quick install and removal
- Four sizes to suit 5/16, 3/8 and 1/2" pipe and banjo fittings
- Manufactured from strong, lightweight, fiber-reinforced synthetic polymer with extreme chemical resistance

HCP3KT 3 pc Hose Pinching Pliers Set (Blue-Point®)

- Includes (3) hose pinching pliers (6, 7 and 10")
- Includes a storage pouch

SLS516SO 5/16" Steel Line Stopper

SLS38SO 3/8" Steel Line Stopper

SLS12SO 1/2" Steel Line Stopper

SLSBANJOSO Banjo Steel Line Stopper

LCSS600PB Blow Molded Case



HCP3KT

LCSS600



SLS516SO

SLS38SO

SLS12SO

SLSBANJOSO



LCS2

Lug Nut Sockets

LCS2 2 pc Lug Cap Socket Set

- Designed to remove plastic lug nut caps
- 1/4" hex shank allows use with a cordless screwdriver
- Manufactured from special steel with a higher alloy content
- Industrial finish helps protect against corrosion
- Precision machined and heat treated for optimum strength and durability

LCS19 19 mm Lug Cap Remover

LCS22 22 mm Lug Cap Remover



SLS4KT

Steel Line Stoppers (Blue-Point®)

SLS4KT 4 pc Steel Line Stopper Kit (Blue-Point®)

- Plugs disconnected lines, preventing fluid leakage
- Prevents fluid contamination
- For use with automotive fluids
- Fast and easy to use; installs in seconds

SLS-12 1/2" Steel Line Stopper (Blue-Point®)

- Use to seal 1/2" steel lines once disconnected
- Prevents fluid leaks and contamination during service
- Use with all automotive fluids
- Installs in seconds

Disconnect Tools for Low-Profile Jiffy-tite® Fittings

LDTJT5 Low-Profile Jiffy-tite® Disc Set (Blue-Point®)

- Disengages the line from Jiffy-tite® quick-connect fittings without removal of the clip
- Teeth of the tool fit perfectly into tight tolerance of the connectors
- When rotated, it allows the line to be pulled without damage to the connector or retaining clip so they can be reused
- Includes a new 3/4" size, making this the most comprehensive kit on the market
- Includes (5) disconnect tools (3/8, 1/2, 3/8-30°, 3/8-39° and 3/4")
- Includes a storage case

LDTJT538 Low-Profile Jiffy-tite® 3/8" Disconnect Tool (Blue-Point®)

LDTJT512 Low-Profile Jiffy-tite® 1/2" Disc (Blue-Point®)

LDTJT55830 Low-Profile Jiffy-tite® 5/8"-30° Disc (Blue-Point®)

LDTJT55839 Low-Profile Jiffy-tite® 5/8"-39° Disc (Blue-Point®)

LDTJT534 Low-Profile Jiffy-tite® 3/4" Disc (Blue-Point®)

LDTJT5PB Storage Case (Blue-Point®)



LDTJT5



- Plastic coated handle does not protect against electric shock
- Do not expose gasoline or fuel to flames or other sources of ignition
- Use only in well ventilated area
- †These products can expose you to chemicals which are known to the state of California to cause cancer and reproductive harm. See pages 906-907 for details.
- Read safety precautions on pages W1 to W4

FUEL AND ENGINE SYSTEMS: FUEL SYSTEMS

Injector Harness Testers

FID8838A Injector Harness Tester Set (Blue-Point®)

- Each tester plugs into the solenoid harness to identify electrical or fuel system malfunctions
- Includes (8) testers and an injector harness extension
- Includes a storage case

FID8320 Injector Harness Tester (Blue-Point®)

- Used on GM® TBI models 100, 200, 220, 300, 400 and 500 used on various cars and trucks

FID8329 Injector Harness Tester (Blue-Point®)

- Used on Bosch® PFI injectors used on various GM®, Ford® and Chrysler® vehicles with PFI

FID8339 Injector Harness Tester (Blue-Point®)

- Used on GM® Multec® 1 injectors and the “bottom feed” injectors used on 2.2 L 4-cylinder “J” and “L” cars from 1989–1993

FID8340 Injector Harness Tester (Blue-Point®)

- Used on GM® SCPI truck engines 4.3 L V6, 5.0 L V8 and 5.7 L V8 (1996–later), plus 4.8 L V8, 5.3 L V8, and 6.0 L V8 (1999–later)

FID9210 Injector Harness Tester (Blue-Point®)

- Designed for Geo TBI systems (1992–later)

FID8838A1 Injector Harness Tester (Blue-Point®)

- Used on GM® Multec® 2 injectors used in 1999 and later 2.4 L 4-cylinder engines in Oldsmobile® Intrigue and Cutlass; Chevrolet® Cavalier and Malibu®; and Pontiac® Sunfire® vehicles

FID8838A2 Injector

Harness Tester (Blue-Point®)

- For use on Bosch® 2 injectors used on 2000–later Cadillac® 4.6 L V8 and Oldsmobile® 4.0 L V8 engines

FID8838A3 Injector Harness Extension (Blue-Point®)

- Injector harness extension line for all FID Series Injector Harness Testers
- Used when the injector is in a lower position in the manifold or cylinder head



FID8838A



Fuel Line Disconnect Tools

- Designed to service special quick-connect couplings found on fuel feed and return lines located at the engine

FDT50 Fuel Line Disconnect Set

- One bent tool and one straight tool provide versatility when servicing VOSS-Type 3/8" fuel line connectors
- Tools are .100 thick, allowing for increased access
- Spreader dimension is .806"

FDT501 Cummins® Flat Thin Disconnect Tool

- Designed to release the fuel line connectors on the Cummins® ISB, ISC, ISL, QSC8.3 and QSL9 engine family
- Tools work on the low-pressure lines of the Cummins® engines
- Tools are .100 thick allowing for increased access
- Spreader dimension is .806"

FDT502 Cummins® Thin Formed Disconnect Tool

- Designed to release the fuel line connectors on the Cummins® ISB, ISC, ISL, QSC8.3 and QSL9 engine family
- Tools work on the low-pressure lines of the Cummins® engines
- Tools are .100 thick allowing for increased access
- Spreader dimension is .806"

FDT60 Fuel Line Disconnect Set

- Tools are designed to release the fuel line connectors on the Cummins® ISB and ISX engine family
- Works on low-pressure lines around the engine and chassis
- Measures .250 in thickness and includes one bent tool and one straight tool for versatility when servicing Cummins® engines
- Compressing dimension is .918"

FDT601 Flat Cummins® Fuel Line Disconnect Tool

- Designed to release the fuel line connectors on the Cummins® ISB and ISX engine family
- Works on low-pressure lines around the engine and chassis
- Measures .250 in thickness
- Compressing dimension .918"

FDT602 Formed Cummins® Fuel Line Disconnect Tool

- Designed to release the fuel line connectors on the Cummins® ISB and ISX engine family
- Works on low-pressure lines around the engine and chassis
- Measures .250 in thickness
- Compressing dimension .918"

FDT70 Fuel Line Disconnect Set

- Tools are designed to release the VOSS-type 1/2" fuel line connectors on the Cummins® ISB, ISC, ISL, QSC 8.3, and QSL9 engine family
- Works on low-pressure lines around the engine and chassis
- Measures .100 in thickness and includes one bent tool and one straight tool for versatility when servicing Cummins® engines
- Spreader dimension 1.115"

FDT701 Flat Cummins® Fuel Line Disconnect Tool

- Tools are designed to release the VOSS-type 1/2" fuel line connectors on the Cummins® ISB, ISC, ISL, QSC 8.3 and QSL9 engine family
- Works on low-pressure lines around the engine and chassis
- Measures .100 in thickness and includes one bent tool and one straight tool for versatility when servicing Cummins® engines
- Spreader dimension 1.115"



Fuel Line Disconnect Tools

- Designed to service special quick-connect couplings found on fuel feed and return lines located at the engine

FDT702 Formed Cummins® Fuel Line Disconnect Tool

- Tools are designed to release the VOSS-type 1/2" fuel line connectors on the Cummins® ISB, ISC, ISL, QSC 8.3, and QSL9 engine family
- Works on low-pressure lines around the engine and chassis
- Measures .100 in thickness and includes one bent tool and one straight tool for versatility when servicing Cummins® engines
- Spreader dimension 1.115"

LDT3730 Fuel and A/C Line Disconnect Pliers (Blue-Point®)

- Unique design provides extra leverage when disconnecting quick-connect couplings on air-conditioning and fuel lines
- Works in conjunction with 5/16, 3/8 or 1/2" adaptors from the ACT1370 or LDT6 disconnect sets
- Pliers forks have different sized openings so the tool can be turned around to fit single- or two-step collar-designed connector lines
- Can also be used to reconnect stubborn lines or connections that are in hard-to-reach areas

LDT40 Master Disconnect Set (Blue-Point®)

- Works great on quick-connect, spring-lock, quick-coupler, Jiffy-tite® and other fittings
- Disconnect tools for fuel line quick-connect and spring-lock couplings, air-conditioning line couplings, transmission oil cooler line connectors and clutch couplings
- Couplers for all major US and import brands of vehicles and light trucks
- Includes a storage case

LDT6 Disconnect Set

- Disconnects air-conditioning, quick-connect fuel lines and spring-lock couplings on Ford® and Chrysler® air-conditioning lines
- Works on fuel lines and other quick-disconnect couplings on US and import vehicles
- Angled to access tight spots
- Durable plastic resists fuels and solvents
- Includes (6) disconnect tools (1/2–7/8")

LDT8 Master Disconnect Set (Blue-Point®)

- For spring-lock and quick-disconnect couplings used on air-conditioning and fuel lines on Ford®, GM® and Chrysler® vehicles

LDTF2 Fuel Line Disconnect Tool (Blue-Point®)

- Disconnects the fuel line from the fuel filter on 5.3 L Suburban®, Tahoe®, Yukon®, Avalanche®, plus select Silverado® and Sierra® vehicles
- Can be used on other flex fuel systems



- Plastic coated handle does not protect against electric shock
- Do not expose gasoline or fuel to flames or other sources of ignition
- Use only in well ventilated area
- Read safety precautions on pages W1 to W4

FUEL AND ENGINE SYSTEMS: FUEL SYSTEMS



YA2850A




YA965A



HCP6A



HCP7A



HCP10A



SHP2KT



SHP7



SHP10

Shutoffs/Hose Pinching Pliers

YA2850A Hose Pinchers (Blue-Point®)

- For diagnosing problems that require rubber or plastic fuel, vacuum and air lines to be temporarily closed
- Effectively seals lines without disconnecting
- Set of (2)

YA965A † Hose Pinching Pliers (Blue-Point®)

- Eliminates the need to drain the cooling system when repairing a thermostat or water pump
- Used to pinch off emission control hoses, flexible brake lines and rubber hose fuel lines
- Jaws swivel for positive clamping

HCP6A Hose Pinching Pliers (Blue-Point®)

- Used for sealing hose sizes 1/8–5/16" (3–8 mm)
- For use on brake lines, fuel lines and vacuum hoses
- 6" long

HCP7A Hose Pinching Pliers (Blue-Point®)

- Used for sealing hose sizes 1/2–3/4" (13–19 mm)
- For use on heater hoses and vacuum lines
- 7" long

HCP10A Hose Pinching Pliers (Blue-Point®)

- For sealing hoses 3/4–2-1/4" (19–57 mm)
- For use on radiator hoses
- 10" long

SHP2KT Hose Pinching Pliers Set

- Used to pinch off flexible lines to prevent spills when disconnected
- Spring-loaded handle and lock for easy one-hand application and release
- Manufactured from strong, lightweight fiber-reinforced synthetic polymer with extreme chemical resistance
- Use SHP7 for small lines: 1/8–3/4" (3–19 mm)
- Use for large lines: 3/4–2-1/4" (19–57 mm)

SHP2KT Hose Pinching Pliers Set

- Used to pinch off flexible lines to prevent spills when disconnected
- Spring-loaded handle and lock for easy one-hand application and release
- Manufactured from strong, lightweight fiber-reinforced synthetic polymer with extreme chemical resistance
- Use SHP7 for small lines: 1/8–3/4" (3–19 mm)
- Use for large lines: 3/4–2-1/4" (19–57 mm)

SHP7 Hose Pinching Pliers

SHP10 Hose Pinching Pliers

OXYGEN AND FUEL SENSOR TOOLS



GANM27

Fuel Sensor Wrench

GANM27 Fuel Sensor Wrench

- Used to remove the high-pressure fuel sensor on the 3.6 FSI engine found on the VW® Touareg® and CC models, plus Audi® Q7
- 12-point crowfoot socket engages every 30° for better access in restricted areas
- Special alloy steel provides the highest match of strength and durability
- 3/8" drive, 27 mm

Sensor Tools

S6176 1/2" Drive Metric 22 mm Oxygen Sensor Socket

- For service on most Nissan®, Mazda®, Honda® and Acura® vehicles
- Slotted side clears projections
- 3-7/8" long

S6150 1/2" Drive 12-Point 7/8" Oxygen Sensor Crowfoot Wrench

- Special crowfoot wrench design provides the strength necessary for removal/installation
- 1/2" drive, 12-point, 7/8" wrench size
- Nickel-chrome finish

S6154 1/2" Drive 12-Point 22 mm Oxygen Sensor Wrench

- For use on oxygen sensors on 2007 Acura® RDX®
- 1/2" drive, 12-point, 22 mm wrench size
- Nickel-chrome finish

SWR1A Oxygen Sensor Wrench

- Designed for all oxygen sensors with a 7/8" hex
- Flex head offers essential clearance for removal/installation of oxygen sensors when a sensor is positioned upward and inward to the floorboard or when leverage is needed around an exhaust pipe
- Ford® Contour and Ford® Modular 4.6 L and 5.4 L engines used in trucks and SUVs have this application
- Other applications include 7/8" and 22 mm knock sensors used on midsize trucks, SUVs and vans
- Flank Drive® wrenching system for greater applied torque
- Chrome finish for easy cleanup and protection against corrosion
- Compact, low clearance head
- Overall length: 10-3/4"; hex: 6-point 7/8"; 1-9/16" head diameter
- Slot width: 1-5/16"

SWR2 Oxygen Sensor Socket

- For oxygen sensors located in the exhaust manifolds of 1981-later cars and light trucks, including VW®
- 3/8" drive with 7/8" hex size
- 1/2" opening for easy access to oxygen sensor
- Flank Drive® wrenching system for greater applied torque with less effort
- Ball detent in square drive for secure retention
- Industrial finish

SWR4A Oxygen Sensor Wrench

- Used on oxygen sensors with a 7/8" (22 mm) hex
- Bent handle design with flex head offers extra clearance for removal and installation of shielded oxygen sensors and air/fuel sensors
- Chrome finish for easy cleanup and protection against corrosion
- Depth of socket and wall diameter of socket is critical for limited space inside heat shield
- Overall length: 10-3/4" | hex: 6 point 7/8"; head diameter: 1-3/16"
- Slot width: 1/2"

SWR102 Oxygen Sensor Wrench Set

- SWR1 and SWR2 (2 pc) in a storage tray



S6176



S6150



S6154



SWR1A



SWR2



SWR4A



SWR102



- Do not use "cheater bars" on handles
- Do not use chrome or industrial finish hand tools with impact drivers
- Do not expose gasoline or fuel to flames or other sources of ignition
- Use only in well ventilated area
- †These products can expose you to chemicals which are known to the state of California to cause cancer and reproductive harm. See pages 906-907 for details.
- Read safety precautions on pages W1 to W4



EMSM1222



EMSM1230



YA1239



YA6675B



YA6775A



YA8875B



YA9375B



YA9385

Sensor Tools

EMSM1222 1/2" Drive Metric 22 mm Sensor Socket

- Specially designed cutout ensures a tight fit on the sensors without cutting wires
- Precise fit; six-sided more flat-to-flat contact avoids rounding the sensor (as opposed to two-sides with a standard wrench)
- Thin outside diameter for greater accessibility to sensors that are tucked away
- Special alloy steel, heat treated for optimal hardness and strength
- Industrial finish helps protect against corrosion
- Square drive end has grooved detents on all four interior walls

EMSM1230 1/2" Drive Metric 30 mm Sensor Socket

- Specially designed cutout ensures a tight fit on the sensors without cutting wires
- Precise fit; six-sided more flat-to-flat contact avoids rounding the sensor (as opposed to two-sides with a standard wrench)
- Thin outside diameter for greater accessibility to sensors that are tucked away
- Special alloy steel, heat treated for optimal hardness and strength
- Industrial finish helps protect against corrosion
- Square drive end has grooved detents on all four interior walls

EMSM1230 1/2" Drive Metric 30 mm Sensor Socket

- Specially designed cutout ensures a tight fit on the sensors without cutting wires
- Precise fit; six-sided more flat-to-flat contact avoids rounding the sensor (as opposed to two-sides with a standard wrench)
- Thin outside diameter for greater accessibility to sensors that are tucked away
- Special alloy steel, heat treated for optimal hardness and strength
- Industrial finish helps protect against corrosion
- Square drive end has grooved detents on all four interior walls

YA1239 Dual Drive Oxygen Sensor Wrench (Blue-Point®)

- 1/2 and 3/8" drive
- Attach 1/2" breaker bar on the end of the tool to initially loosen stuck sensors; use a 3/8" ratchet on the top for fast removal and installation
- Fits oxygen sensor applications with a heat shield
- Slotted body allows clearance for wire harness
- Forged, heat-treated steel with 6-point design will withstand high-torque removal applications

YA6675B Shielded Oxygen Sensor Socket (Blue-Point®)

- Designed to remove and replace "can"-type shielded oxygen sensors and air fuel sensors currently found on Toyota® 2003-later, Lexus® 2006-later, Honda® 2006-later, Acura® 2007-later, Mazda® 2006-later, Hyundai® 2006-later, Kia® 2006-later, Nissan® 2007-later and Infiniti® 2007-later models
- Depth and outer diameter of the socket are critical features, enabling it to fit in the limited space of the heat shield
- Design features a 3/8" drive, 6-point, 22mm hex socket
- Forged for maximum strength

YA6775A Spline Oxygen Sensor Wrench (Blue-Point®)

- Includes a 12-point and a 6-point socket with a spline configuration, that provides optimal engagement and reduces the possibility of damage versus other oxygen sensor wrenches
- Fits most 22 mm non-shielded oxygen sensor configurations
- Pivoting handle provides increased access and positive leverage to confined spaces
- Enables technicians to increase profit-earning potential

YA8875B Spline Oxygen Sensor Wrench (Blue-Point®)


- For oxygen sensors on GM® LT1 and LT5 5.7 L V8 engines
- Additional applications include Harley-Davidson® motorcycles 2007-later
- Eliminates need to unhook exhaust system when removing or reinstalling the oxygen sensor
- 3/8" drive with 2-1/8" hex size
- Industrial finish

YA9375B Oxygen Sensor Wrench (Blue-Point®)

- Used to install and remove oxygen and vacuum sensors on most US and import vehicles
- Can be used with an impact wrench
- 1/2" drive, 22 mm; 1-1/4" external hex; 19/32 x 2-3/4" slot to clear obstructions
- Black industrial finish

YA9385 Oxygen Sensor Socket (Blue-Point®)

- Used to install and remove oxygen and vacuum sensors on most US and import vehicles
- Can be used with an impact wrench
- 1/2" drive, 22 mm; 1-1/4" external hex; 19/32 x 2-3/4" slot to clear obstructions
- Black industrial finish



Carburetor Adjustment Tools

2006IT Carburetor Adjusting Set

- Includes S6137E, S6138E, S6139, TM64, TM83A and TM85

S6137E Idle Adjusting Hex Head Driver

- For 1978–later Chrysler® vehicles
- 3/32" hex driver is 1-9/16" long
- 7/16" O.D.
- 1/4" drive industrial finish bit; nickel-chrome finish socket

S6138E Idle Adjusting Driver

- For Ford® feedback carburetors
- Bit has a 3/16 x 1/32" flat tip, 2" long
- 7/16" O.D., 1/4" drive
- Industrial finish bit; nickel-chrome finish socket

S6139 Double D Carburetor Adjusting Socket

- For 1978–later GM® idle adjusting screw
- 3.5 mm across flats, 13/16" long
- 1/4" drive, O.D. drive end is 7/16"
- Nickel-chrome finish

TM64 Rigid Adjusting Tool

- Features a rigid elbow bend rather than flexible
- Used with carburetor drivers for making carburetor and point adjustments
- Rigid shaft
- Overall length is 18-1/4, 1/4" drive

TM65 Flexible Adjusting Tool

- Flexible shaft end for working in restricted areas
- Ideal for working in tight spaces when servicing window-type distributors
- Knob markings allow for counting turns
- Overall length is 19-3/4, 1/4" drive

TM615 1/4" Drive Standard Handle Extra-Long

Flexible Driver

- Designed for carburetor work; this driver can also access recessed distributors
- 1/4" drive at the end of a tough but flexible spring steel shank
- Ideal to access hard-to-reach adjusting screws
- Intended for low-torque applications

TM83A Recessed Blade Carburetor Screwdriver

- Used with TM64 or TM65 and other 1/4" square drive handles
- Blades are recessed in the outer socket wall to self-center
- 1/4" drive, 3/8 x 1/32" blade
- Nickel-chrome finish

TM84 Recessed Blade Carburetor Screwdriver

- Use with TM64 or TM65 and other 1/4" square drive handles
- Blades are recessed in the outer socket wall to self-center
- 1/4" drive, 7/16 x 1/32" blade
- Nickel-chrome finish

TM85 Recessed Blade Carburetor Screwdriver

- Used with TM64 or TM65 and other 1/4" square drive handles
- Blades are recessed in the outer socket wall to self-center
- 1/4" drive, 9/32 x 1/32" blade for adjusting late-model Quadrajets carburetors
- Nickel-chrome finish


TAM3E Metric Hex Head Driver

- Used to make carbon monoxide adjustments on 1976 Dasher, 1974–1976 Audi® and Volvo®, and 1975 and 1976 Fiat® and Saab® vehicles
- 3 mm bit size, 1/4" drive
- 6-7/8" long
- Nickel-chrome finish



- Do not use "cheater bars" on handles
- Do not use chrome or industrial finish hand tools with impact drivers
- †These products can expose you to chemicals which are known to the state of California to cause cancer and reproductive harm. See pages 906-907 for details.
- Read safety precautions on pages W1 to W4

FUEL AND ENGINE SYSTEMS: DISTRIBUTOR SERVICE TOOLS



SAE Distributor Wrenches

Stock No.	Wrench Size, inches
S8564B	1/2
S9707	1/2
M3515	9/16
S8176	9/16
S9609	9/16
S9622	9/16
S9626	9/16

S8564B Distributor Wrench

- Ford®, Lincoln® and Mercury® engines; clears leads and coils

S9707 Distributor Wrench

- Ford®, Mercury® and Cadillac® engines

M3515 Distributor Wrench

- GM® V6 and V8 trucks

S8176 Distributor Wrench

- Pontiac® and Oldsmobile® engines

S9609 Distributor Wrench

- Chevrolet® V8 engines

S9622 Distributor Wrench

- 1977–later full-size GM® cars with V8 engines

S9626 Distributor Wrench

- GM® V6 engines



S6134

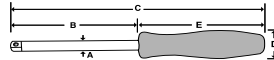
Metric Distributor Wrench

S6134 Metric Distributor Wrench

- 1982–later Cadillac® 4.1 L V8 engines, GM® 2.8 L V6 engines, and 1985 VW® Golf® engines
- 15 mm



TM63A



Driver

TM63A 1/4" Drive Standard

Handle Flexible Driver

- 1/4" drive at the end of a tough but flexible spring steel shank
- For low-torque applications

Stock No.	A	B	C
TM63A	1/4	4-21/32	9-3/16



ACD12B

Cleaning Brush

ACD12B Distributor Cleaning Brush (Blue-Point®)

- Wire brush cleans terminal connections on distributors and coils
- 5-1/4" long with a 4" long handle
- Wire diameter is .012"

IGNITION TOOLS

Ignition Testers



IT100

IT100± Ignition Tester

- For standard ignition systems
- Checks for spark without removing the spark plug from the engine
- Testers attach to the spark plug lead and spring clip attaches to an appropriate ground



ITHE100

ITHE100± Ignition Tester

- Used for HEI systems
- Checks for spark without removing the spark plug from the engine
- Tester attaches to the spark plug lead and spring clip attaches to an appropriate ground



YA6465

Ignition Tool

YA6465 1/2" Drive Hex Ford® Ignition Modular Wrench (Blue-Point®)

- Used to remove 7/32" (5.5 mm) hex retainer bolts on Ford® ignition modules
- 1/2" hex drive

WELDING

IF IT INVOLVES ANY ASPECT OF WELDING, SNAP-ON® HAS YOU COVERED – FROM MIG AND TIG WELDERS, PLASMA CUTTERS AND OXYGEN-ACETYLENE TORCH KITS TO PROTECTIVE SAFETY GEAR AND OTHER ACCESSORIES.

A SEAMLESS BLEND OF PERFORMANCE, DURABILITY AND SAFETY.

With higher-duty cycles and wider amperage ranges, our machines let you weld thicker metal (like steel, aluminum and stainless steel) for a longer period of time. They also last longer, thanks to copper-on-copper transformer construction, metal wire feeder assemblies and integral cooling fans. And with a wide range of welding helmets and protective gear, we even make operation safer and more comfortable.



SNAP-ON® MUSCLE MIG/MIG WIRE FEED WELDERS

Snap-on® 230 V MIG Welders

Snap-on® MIG Welders have higher duty cycles at maximum amperage, providing added weld times and performance that surpasses the competition. Ideal for many applications, including automotive repair, collision, heavy-duty truck, farm and metal fabrication shops. Added capabilities include a detachable feeder assembly, spot stitch (some models), along with the optional TIG accessory and aluminum spool gun packs.

Wire feed assembly, constructed of precision-machined cast aluminum, features all-metal gearing and 800 in/min delivery for consistent wire speeds

Capacitor bank and diode set delivers consistent voltage and industry-leading smooth arc characteristics

All-copper-wound, tapped transformer features Nomex® insulation and bolted laminations to provide precise voltage control and repeatable welds



Snap-on® 230 V MIG Welders

Specifications	MIG220	MM250SL	MM350XL
Output Amperage Max, amps	220	270	350
Duty Cycle Rating	60% @ 185 A	100% @ 185 A	100% @ 300 A
Welding Capacity, Single Pass, inches	5/16	3/8	1/2
Voltage Settings, MIG/TIG	12/4	8/4	8/4
Spot-Stitch	No	Yes	No
Detachable Feeder	No	Yes	Yes
Wire Size, inches	0.023–0.045	0.023–0.045	0.023–0.063
Torch Length, feet	10	10	12
Feeder Cable Length, feet	N/A	15	15
Ground Cable Length, feet	10	15	25
Power Input Cable Length, feet	20	20	20
Input Voltage	208/230 V AC, 50/60 Hz 1-ph	208/230 V AC, 50/60 Hz 1-ph	208/230 V AC, 50/60 Hz 1-ph
Input Amperage (recommended)	26/24	26/24	46/42
Gas Regulator-Flowmeter	Yes	Yes	Yes
Warranty*	2 Year	2 Year	2 Year

*Does not include cable or torch.

SNAP-ON® MUSCLE MIG/MIG WIRE FEED WELDERS

Snap-on® MIG welders can be used as straight polarity with shielding gas or reverse polarity without shielding gas for flux cored wire. MIG135 is compact and portable for use on the worksite.



MIG135



MIG140



MM140SL

Snap-on® 115 Volt MIG Welders

Specifications	MIG135	MIG140	MM140SL
Output Amperage Max, amps	135	140	140
Arc Voltage, V DC	15–18.3	14–26	14–26
Open Circuit Voltage, V DC	16–24	16–34	18–33
Duty Cycle Rating	20% @ 90 A	60% @ 140 A	100% @ 140 A
Spot-Stitch	No	No	Yes
Welding Capacity, Single Pass (inches)	3/16	1/4	1/4
Detachable Feeder	No	No	Yes
Ground Cable Length, feet	8	10	15
Power Input Cable Length, feet	6	20	20
Input Voltage	115 V AC, 50/60 Hz 1-ph	115 V AC, 50/60 Hz 1-ph	115 V AC, 50/60 Hz 1-ph
Input Amperage (recommended)	20	30	15
Gas Regulator-Flowmeter	Regulator	Yes	Yes
Dimensions, inches (W x D x H)	13 x 19 x 18-1/4	14-1/2 x 26.3 x 32.3	14-1/2 x 26.3 x 32.3
Warranty*	2 Years	2 Years	2 Years

*Does not include cable and torch

TECHNICAL SUPPORT 1-800-ABC-WELD

ACCESSORIES – MIG WELDERS

MIG Welder Accessories

Image	Stock No.	Description	MM140SL	MM250SL	MM350XL	MIG220	MIG140
	MHG5A	Aluminum Spool Gun Converts Welders Listed to Aluminum Welding	N/A	N/A	N/A	Opt	Opt
	MHG5B	Aluminum Spool Gun Converts Welders Listed to Aluminum Welding	Opt	Opt	Opt	N/A	N/A
	CKSTP2125A	DC TIG Pack Adds DC TIG Welding Capability for Welding Ferrous Metals	N/A	N/A	N/A	Opt	Opt
	FLEXTIG25	DC TIG Pack Adds DC TIG Welding Capability for Welding Ferrous Metals	Opt	Opt	Opt	N/A	N/A
	CKS2TK	Twin Cylinder Rack Converts Models Listed to Carry Two Cylinders	N/A	Opt	Std	Opt	N/A
	CKS15FN1030	Flexible Neck Torch for Welding Exhaust Systems	Opt	Opt	Opt	Opt	Opt

Std = Standard Opt = Optional
TECHNICAL SUPPORT: 1-800-ABC-WELD



- Wear face shield and protective clothing while welding and cutting
- Do not allow bystanders while welding and cutting
- Read safety precautions on pages W1 to W4

SNAP-ON® MIG WIRE FEED WELDERS

MIG225Ai



MIG200i



MIG185i



MIG160i



Synergic MIG Welders

- Easy-to-read LCD display panel and a single knob for selection and adjustments
- Multiple synergic curves allow the user to weld a variety of materials and thicknesses
- Preset synergic curves automatically provide the most optimal parameters for individual situations
- Inverter-style wire feed synergic MIG features two torches allows for quick changeover time from steel to aluminum
- Pulse and double-pulse settings for increased heat control with thin materials and improved overall weld appearance
- Individual welding parameters and preset by material, thickness, wire type and size, along with shielding gas type
- MIG welding of steel, stainless-steel and MIG brazing of high-strength and Boron steels
- Hot start option increases current at the beginning of the weld cycle to ensure adequate penetration
- Crater fill selection allows user to finish the weld cycle by filling in the weld puddle and eliminates pinholes
- LCD screen shows welding parameters, such as current, voltage, recommended thickness, wire speed and wire diameter
- Machine automatically sets both heat and wire speed for multiple material thicknesses
- Adjustable arc length, inductance, burnback, soft start, pre-gas and post-gas
- Spot weld and pause features, with adjustable on time
- Faster set-up time and reduced production times
- Complete with regulator-flowmeter

Specifications	MIG225Ai	MIG200i	MIG185i	MIG160i
Power Output, amps	20–225	20–200	20–185	20–160
Duty Cycle/Rated Output, amps	120 @100%	120@100%	110 @100%	100 @100%
Standard Torch Configuration	Aluminum/Steel	Aluminum	Aluminum	Steel
Ground Cable Length, feet	11.5	10	10	10
Power Input Cord Length, feet	9	9	9	9
Power Input, V AC	230	230	230	230
Input Current, amps	26	26	24	20
Power input, Hz (Single Phase)	50/60	50/60	50/60	50/60
Height, inches	38	16	15	15
Width, inches	23	11	8	8
Depth, inches	36	19	18	6
Machine Weight, lb	150	46	30	24
Shipping Weight, lb	176	50	34	28
Optional Spot Weld Nozzle (steel torches only)	MIG1852	MIG1852	MIG1852	MIG1152

*Does not include cable and torch

TECHNICAL SUPPORT: 1-800-ABC-WELD

MIG225Ai Dual Torch Double-Pulse Synergic MIG Welder

- Welds 5356, 4047 and 0.45 5554 aluminum with push-pull torch (standard equipment) that includes a fine current adjustment button
- Aluminum push-pull torch is longer for increased accessibility around the vehicle and contains a drive roller to eliminate wire binding
- Complete with running gear, two regulator-flowmeters and the capability to store two separate gas bottles

MIG200i Synergic Double-Pulse Inverter MIG Welder

- Welds 5354, 4047 and 0.045 5554 aluminum with a standard 10 foot torch
- Selectable start mode includes a trigger control for Start Current, Slope Time and Crater Fill options
- Slope time adjustment controls the amount of time full current is present between Hot Start and Crater Fill options
- Comes standard with aluminum torch

MIG185i Pulse Synergic MIG Welder

- Welds 5356 and 4047 aluminum with standard aluminum torch

MIG160i Synergic MIG Welder

- Inverter-style wire feed synergic MIG welder with a standard steel torch
- MIG welding of steel, stainless-steel and MIG brazing of high-strength and Boron steels
- Welds 5356 and 4047 aluminum with optional aluminum torch and drive roller (MIG1606 and CKS3080942)

MIG1855 Steel MIG Torch

- Optional steel torch for MIG185i Pulse Synergic Inverter MIG Welder



CKS15TG1025



CKS25SG1035



CKSGRFM

MIG Welders Parts and Consumables

Stock No.	Description	MIG140	MIG220	MM140SL	MM250SL	MM350XL
CKS15TG1025	10' Cable and MIG Welding Torch (.025" wire)	Opt	Opt	Opt	Opt	—
CKS15TG1030	10' Cable and MIG Welding Torch (.030" wire)	Std	Opt	Std	Opt	—
CKS15TG1035	10' Cable and MIG Welding Torch (.035" wire)	Opt	Std	Opt	Std	—
CKS25SG1035	10' Cable and MIG Welding Torch (.035" wire)	Opt	Opt	Opt	Opt	—
CKS15TG1230	12' Cable and MIG Welding Torch (.030" wire)	Opt	Opt	Opt	Opt	—
CKS15TG1235	12' Cable and MIG Welding Torch (.035" wire)	Opt	Opt	Opt	Opt	—
CKS35XL1235	12' Cable and MIG Welding Torch (.035" wire)	—	—	—	—	Std
CKS35XL1245	12' Cable and MIG Welding Torch (.045" wire)	—	—	—	—	Opt
CKS15TG1535	15' Cable and MIG Welding Torch (.035" wire)	Opt	Opt	Opt	Opt	—
CKS35XL1535	15' Cable and MIG Welding Torch (.035" wire)	—	—	—	—	Opt
CKS35XL1545	15' Cable and MIG Welding Torch (.045" wire)	—	—	—	—	Opt
CKSM103LB	Cable and MIG Welding Torch Liner (.020-.030" wire)	Std	Opt	Std	Opt	—
CKSM123LB	Cable and MIG Welding Torch Liner (.020-.030" wire)	Opt	Opt	Opt	Opt	Opt
CKSM104LN	Cable and MIG Welding Torch Liner (.030-.045" wire)	Opt	Std	Opt	Std	—
CKSM124LN	Cable and MIG Welding Torch Liner (.030-.045" wire)	Opt	Opt	Opt	Opt	Std
CKSM3TN50	1/2" Adjustable Nozzle	Std	Std	Std	Std	—
CKSM6B	Insulated Nozzle Bushing	—	—	—	—	Std
CKSM3T2510	10 Pack Tip	Opt	Opt	Opt	Opt	Opt
CKSM3T3010	Contact Tip (.030" wire)	Std	Std	Std	Std	Opt
CKSM3T3510	Contact Tip (.035" wire)	Opt	Opt	Opt	Opt	Std
CKSM3T4510	10 Pack Tip	Opt	Opt	Opt	Opt	Opt
CKSM6D	Gas Diffuser	—	—	—	—	Std
CKSM3TD	Gas Diffuser	Std	Std	Std	Std	—
CKSGRFM	Flowmeter-Regulator	Std	Std	Std	Std	Std
CKSM5C62	Nozzle Cup	—	—	—	—	Std
CKSM3TB2	Insulator with O-Ring	Std	Std	Std	Std	—
CKSM3TBR3	3 Pack O-Rings	Std	Std	Std	Std	—

Std = Standard Opt = Optional
 TECHNICAL SUPPORT: 1-800-ABC-WELD

Snap-on® MIG Welder Consumable Kits

Contains a selection of parts to repair Snap-on® MM Series, MIG220, MIG140, YA212AIND and FM140A welders, along with MHG Series spoolguns.

CKSMPK1 MIG Welder Parts Kit

- Standard MIG consumables, such as contact tips, O-rings, nozzles, insulator and diffuser

CKSMPK10 MIG Welder Master Parts Kit

- Contains CKSMPK1 contents, along with additional parts for aluminum spool guns



CKSMPK1



CKSMPK10



- Wear face shield and protective clothing while welding and cutting
- Do not allow bystanders while welding and cutting
- Read safety precautions on pages W1 to W4

PARTS AND CONSUMABLES

Portable MIG Welder Parts and Consumables

Stock No.	Description	MIG125	MIG135
CKSGR115	Regulator	Std	Std
MIG023	Contact Tip (.023), 10 each	Std	Std
MIG030	Contact Tip (.030), 10 each	Opt	Opt
MIG035	Contact Tip (.035), 10 each	Opt	Opt
MIG1151	Tapered Nozzle	Std	Std
MIG1152	Spot Weld Nozzle	Opt	Opt
MIG1153	Steel Liner	Std	Std
MIG1154	Nozzle Spring	Std	Std
MIG1155	9' Cable and Torch	—	Std
MIG1156	Diffuser	Std	Std
MIG1157	Teflon® Liner (for aluminum wire)	Opt	Opt
CKS8124700	6' Cable and Torch	Std	—

Std = Standard Opt = Optional

Stock No.	Description	MHG5A	MHG5B
CKSM5C62	Nozzle Cup	Std	Std
CKSM5NB	Nozzle Body	Std	Std
CKSM5B	Insulated Nozzle Bushing	Std	Std
CKSM35NA62	Nozzle Assembly	Std	Std
CKSM35D	Gas Diffuser	Std	Std
CKSMGT2510	Contact Tip (.025), 10 each	Std	Std
CKSMGT3510	Contact Tip (.035), 10 each	Std	Std
CKSMGT36410	Contact Tip (3/64), 10 each	Opt	Opt
CKS404330	Aluminum Wire (size .030), 1 lb	Opt	Opt
CKS404335	Aluminum Wire (size .035), 1 lb	Std	Std

Std = Standard Opt = Optional

TIG Pack/Parts and Consumables

Stock No.	Description	CKSTP2125	FLEXTIG25	TIG130i	TIG150i	TIG255i
CKS3C1165	1/16" Collet, 5 each	Opt	Std	Std	Std	Std
CKS3C3325	3/32" Collet, 5 each	Std	Std	Std	Std	Std
CKS3C4185	1/8" Collet, 5 each	Std	Opt	Std	Std	Std
CKSCB1162	1/16" Collet Body, 2 each	Opt	Std	Std	Std	Std
CKSCB3322	3/32" Collet Body, 2 each	std	std	std	std	std
CKS3CB4182	1/8" Collet Body, 2 each	Std	Opt	Std	Std	Std
CKS7T11610	1/16" Tungsten Electrode, 10 each	Opt	Std	Std	Std	Std
CKS7T33210	3/32" Tungsten Electrode, 10 each	Std	Std	Std	Std	Std
CKS7T41810	1/8" Tungsten Electrode, 10 each	Std	Opt	Std	Std	Std
CKS3A610	3/8" ID Cup, 10 each	Std	Std	Std	Std	Std
CKS3A710	7/16" ID Cup, 10 each	Std	Std	Std	Std	Std
CKS3A810	1/2" ID Cup, 10 each	Std	Std	Std	Std	Std
CKS300S	Short Back Cap	Std	Std	Std	Std	Std
CKS300L	Long Back Cap	Std	Std	Opt	Opt	Opt
CKSTIGSHARP	Chemical Tungsten Sharpener	Opt	Opt	Opt	Opt	Opt

Std = Standard Opt = Optional



TIGINVFP



TIGINVRAD



TIG250EH

Snap-on® Tig Welder Accessories and Consumables

Stock No.	Description	TIG130i	TIG150i	TIG255i
TIGINVFS	Remote Foot Switch	—	Std	Std
CKSGRFM	Flowmeter-Regulator	Std	Std	Std
TIG130GCA	Ground Cable Complete	Std	—	—
TIG150GCA	Ground Cable Assembly	—	Std	—
TIG250GCA	Ground Cable Assembly	—	—	Std
TIG130TA	Torch Assembly	Std	—	—
TIG150TA	Torch Assembly	—	Std	—
TIG255TA	Torch Assembly	—	—	Std
CKSKITTIG250	Consumable Kit	Std	Std	Std
TIGINVRAD	Clip-On Torch Amperage Control	—	Opt	Opt
TIGINVFP	Foot Pedal Amperage Control	—	Opt	Opt
TIG250EH	Stick Electrode Holder	—	Opt	Opt
TIG250HC25	Leather Cable Cover	—	Opt	Opt
TB60	Tote Bag	Opt	—	—
TIG130EH	Stick Electrode Holder	Opt	—	—

Std = Standard Opt = Optional
TECHNICAL SUPPORT: 1-800-ABC-WELD

Snap-on® Tig Welders

Common to TIG150i and TIG255i.

- Welding Process Versatility: select between AC TIG, DC TIG or Stick Electrode welding options
- AC or DC TIG Functionality: Choose between TIG modes for non-ferrous metals using AC TIG or for ferrous metals using DC TIG
- Amperage Control: fine adjustment range to weld extremely thin materials to maximum thicknesses

- TIG 2- or 4-stage continuous and pulse modes
- AC Balance Adjustment: penetration, balanced and cleaning
- Pulse and background amperage adjustments
- AC frequency adjustment
- Upslope/downslope as well as post as flow adjustment
- High-frequency/scratch starting modes



TIG130i



TIG150i



TIG255i

Specifications	TIG130i	TIG150i	TIG255i
Torch	Gas Cooled	Gas Cooled	Water Cooled
Input Voltage, V AC	115/230	208/230	208/230
Input Current, amps	15/20	30	30
Output Current, amps	10–110/10–130	5–150	5–220
Duty Cycle	60% @ 80 A/60% @ 90 A	60% @ 110 A	100% @ 160 A
Torch Length, feet	12	25	25
Ground Cable Length, feet	12	25	25
Power Cord Length, feet	8	12	8
Shipping Weight, lb (kg)	17 (8)	57 (26)	180 (82)

TIG130i Portable TIG Welder

- Lightweight portable DC TIG welder is designed to join steel and stainless steel
- Amperage range of 10–130 A for a variety of welding applications
- Dual voltage input capability of 115–230 V
- Suitable for use with power-generating equipment
- Comes complete with a power supply, torch, ground cable, regulator and tote bag

TIG150i TIG Welder

- Full-featured 150 A TIG welder that is ideal for everyday shop use

TIG255i TIG Welder

- Full-featured 255 A TIG welder with a water-cooled torch for longer weld times, cooler operation and enhanced dexterity
- Ideal for production welding environments

WELDING ACCESSORIES

Welding Apparel



WELDGLOVE

WELDGLOVE Graphic Welding Gloves

- 1 pc leather
- Full lining protects hands from excessive heat, spatter and sparks
- Soft cotton interior for extra comfort
- AB-grade leather material is tough enough to handle rugged jobs
- Extended cuff shields the wrist when welding and protects against extreme temperatures



WELDCAP

WELDCAP Welding Cap

- Made from flame-retardant material
- Resists sparks and absorbs perspiration
- Material conforms to ASTM D6413-13b test method
- Proprietary ink injection process helps to keep silk-screened graphics from peeling and flaking



- Wear face shield and protective clothing while welding and cutting
- Do not allow bystanders while welding and cutting
- Read safety precautions on pages W1 to W4

WELDING ACCESSORIES

Welding Apparel



YA427B

YA427B Welding Gloves (Blue-Point®)

- Help protect hands from sparks when welding
- Leather construction with added insulation for heat protection
- Reinforced palm for durability



YA4282



YA4280

YA4280 Welding Sleeves (Blue-Point®)

- Help protect arms from sparks when welding or cutting
- Elastic bands at each end of the sleeve
- Constructed of flame-retardant fabric

YA4282 TIG Welding Gloves (Blue-Point®)

- Ideal for TIG welding processes
- Pigskin material for precise control
- Help protect hands from heat and sparks
- Thick leather cuff for wrist protection



WELDJACKETL

WELDJACKETL Skull Welding Jacket (Large)

- Made from high-tensile strength cotton, FR conforms to the ASTM D6413-13b test method to ensure a satisfactory standard for vertical flame resistance, after flame, after glow and self-extinguishing
- 12 oz black flame-retardant material with dielectric snaps, high-reach collar, and 1" of extra length in the waist for a safer, premium fit
- Retains flame-retardant properties for up to 50 home washings or 25 commercial washings
- Amazing graphics are impregnated directly into the fire-resistant material for longevity

WELDJACKETXL Skull Welding Jacket (Extra Large)

WELDJACKETXX Skull Welding Jacket (XX-Large)



WELDGOGLEKT



WELDGOGLEKT1



WELDGOGLEKT2



WELDGOGLEKT3



WELDGOGLEKT4



WELDGOGLEKT5

Welding Goggles

WELDGOGLEKT Auto-Darkening Goggles Kit

- For MIG/TIG/ARC/plasma oxy cutting and grinding applications
- Ideal for confined workspace and mobile welding
- Bump cap for head protection
- Fire-retardant hood for protection
- Soft silicon-lined goggles for user comfort
- Detachable mask

WELDGOGLEKT1 Auto-Darkening Welding Goggles

- For MIG/TIG/ARC/plasma oxy cutting and grinding applications
- Ideal for confined workspace and mobile welding
- Soft silicon-lined goggles for user comfort
- For use with WELDGOGLEKT2 Fire-Retardant Hood, WELDGOGLEKT3 Bump Cap and WELDGOGLEKT5 Protective Shield

WELDGOGLEKT2 Fire-Retardant Hood

- Fire-retardant hood for protection during MIG/TIG/ARC/plasma oxy cutting and grinding applications
- Ideal for confined workspace and mobile welding

WELDGOGLEKT3 Bump Cap

- Bump cap for head protection during MIG/TIG/ARC/plasma oxy cutting and grinding applications

WELDGOGLEKT4 Auto-Filter Carry Bag

- Drawstring closure

WELDGOGLEKT5 Protective Shield

- Detachable mask for WELDGOGLEKT1
- For MIG/TIG/ARC/plasma oxy cutting and grinding applications
- Ideal for confined workspace and mobile welding



Inverter-style Plasma Cutters

- Depth-of-cut adjustability—for applications such as panel removal around spot welds—adjusts cut-depth to the top layer of material without disturbing the base layer

Specifications	PLASMA20i	PLASMA30i	PLASMA60i
Output Current, amps	5–20	5–25	20–55
Cut Thickness, inches	1/4	3/8	3/4
Sever Thickness, inches	3/8	1/2	1
Primary Input, volts	115 V AC, 50/60 Hz	115 or 230 V AC, 50/60 Hz	208/230 V AC, 50/60 Hz
Primary Input, amps	20	30 A 115 V or 20 A 230 V	40 A
Duty Cycle Rating	100% @ 15 A	100% @ 19 A	100% @ 30 A
Compressed Air Requirements (min)	50 PSI @ 5 CFM	50 PSI @ 7 CFM	68 PSI @ 7 CFM
Torch Cable Length, feet	12	12	18
Ground Cable Length, feet	12	12	18
Net Weight, lb (kg)	22 (10)	29 (13)	44 (20)

PLASMA20i 20 A Plasma Arc Cutting Machine

- Perfect for the shop or on the jobsite, it features a small-yet-powerful package size that allows for portability in a variety of situations
- Ideal for cutting a variety of ferrous, non-ferrous and high-strength materials
- Cuts a maximum of 1/4" and will sever up to 3/8"
- Adjustable amperage range—from 5–20 A—provides the ability to minimize distortion on thinner materials
- Accepts 115 V input power supply voltage at minimum current requirements
- Contains an air filter and pressure regulator to allow for either a compressed air or nitrogen air supply
- Technical support and service: 800-ABC-WELD

PLASMA30i Plasma Cutter

- Inverter technology features a small-yet-powerful package size that allows for portability in a variety of situations in the shop or on the jobsite
- Cuts a maximum of 3/8" and will sever up to 1/2"
- Adjustable amperage range—from 5–25 A—provides the ability to minimize distortion on thinner materials
- Material capability ideal for cutting a variety of ferrous, non-ferrous and high-strength material
- Pilot self-restart function provides the ability to cut perforated, grid or expanded metal applications
- Air supply system contains an air filter and pressure regulator to allow for either a compressed air or nitrogen air supply
- Protection LED warning system for low air pressure, high temperatures and system blockages
- Input voltage versatility automatically accepts 115 or 230 V input power supply voltages at minimum current requirements
- Ideal for automotive repair, collision repair, heavy-duty truck, farm and metal fabrication shops
- Comes complete with a power supply, torch assembly, ground cable and spare torch consumables


PLASMA60i Plasma Cutter

- Cutting capacity cuts a maximum of 3/4" and severs up to 1"
- Input voltage versatility accepts 208 V or 230 V input power supply voltages at minimum current requirements



- Wear face shield and protective clothing while welding and cutting
- Do not allow bystanders while welding and cutting
- Read safety precautions on pages W1 to W4

PLASMA CUTTERS CONSUMABLES



Standard-Duty Plasma Cutter Consumables

Description	PLASMA115	PLASMA230	PLASMA25	PLASMA50	PLASMA20i	PLASMA30i	PLASMA60i
Complete Torch Assembly	PLASMA1153	PLASMA23010	PLASMA2503	PLASMA5007	PLASMA2007	PLASMA3007	PLASMA5007
Metal Diffuser	—	—	PLASMA5005*	PLASMA5005*	—	—	PLASMA5005*
Short Nozzle (1 mm), 30–35 A	PLASMA2301†	PLASMA2301†	—	—	—	—	—
Electrode	PLASMA1151†	PLASMA2305†	PLASMA5004†	PLASMA5004†	PLASMA2004†	PLASMA3004	PLASMA5004†
Long Electrode	PLASMA1152*	PLASMA2307†	—	—	—	—	—
Nozzle (0.7 mm)	—	—	—	—	PLASMA2002†	PLASMA3002†	—
Nozzle (1.1 mm), 55A	—	—	PLASMA5002†	PLASMA5002†	—	—	PLASMA5002†
Long Nozzle (0.9 mm), 35 A	PLASMA2308†	PLASMA2308†	—	—	—	—	—
Long Nozzle (1 mm), 35–50 A	PLASMA2302**	—	—	—	—	—	—
Nozzle Holder	PLASMA2304	PLASMA2304	PLASMA5001	PLASMA5001	PLASMA2001	PLASMA3001	PLASMA5001
Spacer Spring	—	PLASMA2309†	—	—	—	—	—
Swirl Ring	PLASMA23031	PLASMA23031	PLASMA5003*	PLASMA5003*	PLASMA2003*	PLASMA3003*	PLASMA5003*
Torch Head Body	—	PLASMA23011	PLASMA5006	PLASMA5006	PLASMA2006	PLASMA3006	PLASMA5006
Two Point Spacer	—	—	PLASMA2504	PLASMA2504	—	—	PLASMA2504

(1) each per package unless otherwise noted.

*(2) each per package

** (3) each per package

† (5) each per package

GAS WELDING



Gas Welding

- Use for auto repair, construction, fabrication, manufacturing and maintenance
- Forged-brass regulator is durable and strong
- 2-1/4" dia. regulator allows precise control of gas
- Internal filter keeps particles from entering regulator
- PTFE Teflon® seal for positive sealing
- Handle shut-off valve is color-coded to easily identify gas type
- Two-piece cutting tip is easier to clean
- High-quality hose offers increased tear-resistance and flexibility

Set Contains: WE200A† WE250A†

Stock No.	Description	WE200A†	WE250A†
HRC9100614 †	D-85 Weld Mixer	Std	Std
HRC4300499 †	Twin Hose	Std	Std
HRC4304482 †	Cover Goggle	Std	Std
HRC9004486 †	Striker	Std	Std
WE200A1 †	Oxygen Regulator (Blue-Point®)	Std	—
WE200A2 †	Acetylene Regulator (Blue-Point®)	Std	—
WE250A1 †	Oxygen Regulator (Blue-Point®)	—	Std
WE250A2 †	Acetylene Regulator (Blue-Point®)	—	Std
HRC1502172 †	6290-1 #1 AC Cut Tip	Std	Std

Std = Standard Opt = Optional

Optional Accessories

HRC4302202 † Torch Flash Arrestor (Pair)

WE200A † Standard-Duty Welding Kit (Blue-Point®)

- Used for auto repair, construction, fabrication, manufacturing and maintenance
- Cuts up to 1" and welds up to 1/8"
- Cuts up to 4" and welds up to 1/2" with optional tips
- Forged brass regulator—durable and strong
- 2-1/4" dia. regulator—allows for precise control of gas
- Internal filter keeps particles from entering the regulator
- PTFE Teflon® seal for positive sealing
- Color-coding on the handle shut-off allows for easy identification of the corresponding gas control
- Two-piece cutting tip is easier to clean
- High-quality hose offers increased tear-resistance and flexibility

WE250A † Medium-Duty Welding Kit (Blue-Point®)

- Used for auto repair, construction, fabrication, manufacturing and maintenance
- Cuts up to 1" and welds up to 1/8"
- Cuts up to 5" and welds up to 1/2" with optional tips
- Forged brass regulator—durable and strong
- 2-1/4" dia. regulator allows for precise control of gas
- Internal filter keeps particles from entering the regulator
- PTFE Teflon® seal for positive sealing
- Color-coding on the handle shut-off allows for easy identification of the corresponding gas control
- Two-piece cutting tip is easier to clean
- High-quality hose offers increased tear-resistance and flexibility

Butane Soldering Iron Kit (YAKS22A)

- Versatile and compact professional soldering iron kits feature an ultrasonically welded gas tank for increased strength, safety and reliability; made with butane-compatible plastics to prevent gas from leaking
- Kits include (5) soldering tips, (1) hot knife and (1) air deflector
- Convert to a heat shrink tool and hot knife with the addition of interchangeable tips

YAKS22A ‡ Butane Soldering Iron Kit (15–75 W)

- Convenient storage/carry case that includes (7) multi-use tips: (5) soldering, (1) hot knife and (1) air deflector
- Useful in standard soldering, plastic cutting and heat shrink tubing applications
- Includes a 15–75 W soldering iron

YAS22A ‡ Gas Soldering Auto-Ignition Tool (15–75 W)

- Stand-alone soldering tool
- Ultrasonically welded gas tank for increased strength, safety and reliability
- Made with butane-compatible plastics to prevent gas leakage or early expiration
- Push-button electronic ignitor
- Short distance from tip to grip gets the user closer to the work
- ESD safe (antistatic)



YAKS22A



YAS22A

Stock No.	Description	Size, inches (mm)
YAKS221	Single Flat Solder Tip	1/32 (1.0)
YAKS222	Single Flat Solder Tip	3/32 (2.4)
YAKS223	Single Flat Solder Tip	1/8 (3.2)
YAKS224	Single Flat Solder Tip	3/16 (4.8)
YAKS225	Double Flat Solder Tip	1/32 (1.0)
YAKS226	Double Flat Solder Tip	3/32 (2.4)
YAKS227	Double Flat Solder Tip	1/8 (3.2)
YAKS228	Double Flat Solder Tip	3/16 (4.8)
YAKS229	Hot Air Blower Tip	—
YAKS2210	Hot Knife Tip	—
YAKS2211	Hot Air Blower Deflector	—
YAKS2212	Flame Tip	—
YAKS2213	Hot Air Blower and Deflector Tip	—
YAKS2214	Instruction Sheet	—
YAKS2215	Carrying Case	—



YAKS42

YAKS42 ‡ Butane Gas Soldering Iron Kit (25–130 W)

- Includes attachments for soldering, hot air, hot knife and plastic welding
- All-in-one ignition switch with one-hand ignition operation
- Catalytic heater does not produce an open flame and heats up quickly
- Fuel adjustment knob provides quick temperature adjustment and is conveniently located in the back of the handle
- Quick-release connector allows for quick accessory tip changeover without waiting for the tip to cool
- Magnetic stand is integrated into the bottom of tool and allows for vertical storage on side of the toolbox
- Fuel gauge window on both sides of the handle
- Cap safely shuts off the unit and protects the tip from accidental contact
- Soldering tips are iron and nickel plated with ceramic-coated metal catalyst and finished with a solder dip
- Unique storage solution neatly holds the torch, solder tube and accessories

Butane Soldering Iron Kit (YAKS42) Set Contains:

Stock No.	Description	
YAS42	Soldering Iron and Cap	•
YAS42-1	Quick-Release Connector	•
YAS42-6	1/32" Double Flat Soldering Tip	•
YAS42-7	3/32" Double Flat Soldering Tip	Opt
YAS42-8	1/8" Double Flat Soldering Tip	Opt
YAS42-9	3/16" Double Flat Soldering Tip	•
YAS42-10	Hot Air Tip	•
YAS42-11	Plastic Welding Tip	•
YAS42-12	Solder Tray and Sponge	•
YAS42-13	Soldering Tube	•
YAS42-15	Storage Solution	•
YAS42-26	Hot Knife	•
YAS42-16	Universal Plastic Repair Rods (22 pack)	Opt
YAS42-17	Brass Cleaning Brush	Opt
YAS42-18	Cleaning Piston	Opt
YAS42-19	Reinforcement Mesh	Opt
YAS42-20	ABS Natural Plastic Repair Rods (22 pack)	Opt
YAS42-21	ABS Black Plastic Repair Rods (22 pack)	Opt
YAS42-22	Polypropylene Plastic Repair Rods (22 pack)	Opt
YAS42-23	Polyethylene Plastic Repair Rods (22 pack)	Opt
YAS42-24	Polystyrene Plastic Repair Rods (22 pack)	Opt
YAS42-25	Universal Plastic Repair Rods (7 pack)	Opt
YAS42-CMBPK	Assorted Plastic Repair Rods (132 each)	Opt
YAS42-STRPK	Assorted Plastic Repair Rods (42 each)	Opt

YAKS42 ‡




- Do not store butane at temperature over 120 °F
- Transport and dispose of butane in accordance with all regulations
- ‡These products can expose you to chemicals which are known to the state of California to cause cancer and reproductive harm. See pages 906-907 for details.
- Read safety precautions on pages W1 to W4

SOLDERING



R450B



R460B



R490



R490400



R490500

Guns

R450B Soldering Gun Kit

- Three different tip and element configurations give this tool great flexibility—from delicate soldering to larger heavy-duty applications, such as automotive maintenance
- Slim single-post design is ideal for confined work areas
- Fast heat up
- Built-in spotlight to illuminate the work area
- Integral tool stand keeps the heated part of the tool out of harm's way
- Polarized plug and professional quality
- Includes a storage case
- UL® listed

R460B † Heavy-Duty Soldering Gun Kit (Blue-Point®)

- Heavy-duty soldering gun makes big jobs, quick and efficient
- Built-in spotlight illuminates the work area
- Balanced tool design is more comfortable and easier to use
- Tip heats up in less than ten seconds
- Quick-change-type tips can be easily changed in under 30 seconds
- Integral tool stand keeps heated part of the tool from damaging surrounding areas
- Packed in a plastic storage case
- UL® listed

R490 † Industrial Soldering Gun (Blue-Point®)

- Dual wattage elements: high wattage heats tip in seconds, lower wattage maintains rated tip temperature
- Effective tip temperature of 1,000 °F or more for heavy-duty, sustaining soldering
- Trigger-activated control is convenient, easy-to-use and provides instant response
- Built-in worklight illuminates the work area
- Plug-in tip and element (TE) assemblies are plug-in units that can be changed within a minute
- Integral tool stand prevents heated part of the tool from damaging surrounding areas
- Plastic storage case
- UL® listed

R490400 † Replacement Soldering Tip

- 150/400 W 1/4" replacement tip for the R490 Industrial Soldering Gun

R490500 † Optional Soldering Tip

- 330/550 W 1/2" optional replacement tip for the R490 Industrial Soldering Gun



R25A



R40B

Irons

R25A † Industrial Soldering Kit

- Lightweight 25 W pencil-style kit for fine soldering applications
- Threaded tips offer improved heat exchange
- Features a heat deflection shield, 4-3/4" long handle, 8-1/2" overall length and 8' power cord
- Includes pointed, chisel, fine tips, 1/2 oz of lead-free rosin core solder and holder
- UL® listed
- 120 V, 60 Hz

R40B † Industrial Soldering Kit

- 40 W solder iron is ideal for large solder jobs like battery terminal cables or radiator repair
- Threaded tips offer improved heat exchange compared to set screw types
- Features a heat deflection shield, 4-3/4" long handle, 8-1/2" overall length and 8' power cord
- Includes pointed, chisel, fine tips, 1/2 oz of lead-free rosin core solder and holder
- UL® listed
- 120 V, 60 Hz

Butane Heating Torches

- One-hand design and operation for maximum flexibility
- Ultrasonically welded gas tank in combination with a robust burner head—made of stainless steel and ceramic materials—provides unmatched durability
- Ergonomic rubberized grip conforms to the hand
- Twin-spark ignition ensures that torch lights the first time, every time
- Powerful multi-directional flame can be utilized upside down and in windy conditions
- Self-venting filling valve for fast refueling

TORCH300 Butane Gas Torch

- Easily adjustable flame length—up to 3-1/2"

TORCH400 High-Power Butane Gas Torch

- Easily adjustable flame length—up to 4-1/2"

TORCH2A ‡ Turbo Torch (Blue-Point®)

- Piezo ignition system
- Instant 1,300 °C/2,400 °F micro flame
- Pocket size
- Internal fuel tank
- 20 minutes of continuous use per refilling



ADD SUFFIX TO STOCK NUMBER FOR SPECIAL COLORS

SOLDERING ACCESSORIES

Butane Fuel Cans

BUTANE15CSA Butane Fuel (Blue-Point®)

- Triple-filtered butane fuel for use with TORCH2A, TORCH3A, TORCH4 and TORCH6 mini torches; YAKS300, YAKS32A, YAKS42 and YAKS22A soldering irons; GLUEGUN3 and GLUEGUN4KT glue guns
- Universal filling tip can be used with most refillable butane products, as well
- Case of (24) 1.5 oz cans



TZK5

Tweezers

TZK5 5 pc Tweezers Set (Blue-Point®)

- Includes (5) tweezers in a vinyl zipper pouch
- All stainless steel construction
- Pointed tweezers with plain ends, 4-3/8" long
- Self-closing tweezers with plain ends, 4-1/2" long
- Self-closing, weighted solder tweezers with serrated blunt end, 7" long
- Sharp-point utility tweezers with bent plain ends, 7" long



TZK7

TZK7 7 pc Tweezers Set (Blue-Point®)

- Includes (7) tweezers in a black vinyl zipper pouch
- All stainless steel construction
- Pointed tweezers, 4-3/8" long
- Curved-head utility tweezers, 6-3/4" long
- Self-closing, heat-resistant tweezers, 6" long
- Sharp, pointed utility tweezers, 7" long
- Side locking tweezers, 6" long
- Spade-point tweezers, 4-3/8" long
- Weighted solder tweezers, 6" long



BUTANE15CSA



- Do not store butane at temperature over 120 °F
- Transport and dispose of butane in accordance with all regulations
- ‡These products can expose you to chemicals which are known to the state of California to cause cancer and reproductive harm. See pages 906-907 for details.
- Read safety precautions on pages W1 to W4

SOLDERING ACCESSORIES



YA476A



YA477A



MPC7A



MPS7A



MPK4A

Solder Suckers

YA476A Small Solder Sucker (Blue-Point®)

- Low-static, small-capacity unit is designed for standard desoldering applications
- Set plunger and release creates a vacuum that draws up solder
- Includes a self-cleaning feature

YA476-1A Replacement Tip (Blue-Point®)

- Replacement tip for YA476A small solder sucker

YA477A ‡ Solder Sucker (Blue-Point®)

- Low-static unit is designed for desoldering electrostatic discharge sensitive components
- Set plunger and release creates a vacuum that draws up solder

YA477-1 Replacement Tip

- Replacement tip for YA477A

Miniature Tools/Pliers

- Stainless steel, three-notch ratcheting mechanisms lock onto small objects with varying degrees of pressure
- Tips measure 1/16", long jaws measure 1-3/8"

MPC10A 10" Curved Jaw Mini-Pliers (Blue-Point®)

- Curved serrated jaws
- 10" long

MPC7A Mini-Pliers (Blue-Point®)

- Curved serrated jaws
- 7" long

MPK4A 4 pc Mini-Pliers Set (Blue-Point®)

- MPC7A and MPC10A, plus MPS7A and MPS10A in a black zipper pouch

MPS10A Mini-Pliers (Blue-Point®)

- Straight serrated jaws
- 10" long

MPS7A Mini-Pliers (Blue-Point®)

- Straight serrated jaws
- 7" long

WELDING STORAGE



KRBC60T



KRBC60TEXT



MIGCARTC

Welding Storage

KRBC60T Welding Workstation Cart

- 3/8" steel-plate work surface
- Four dual-purpose mounting locations serve as accessory mounts and wand holder
- HD textured black matte finish
- Large locking compartment stores two welders
- Slots-N-Dots™ rear panel accommodates many accessories
- Three drawers with liners and high-quality roller bearing slides
- Three large cord hooks included; extra hook kits available
- 50-3/4" W x 25-3/4" D x 37-1/2" H
- 1,000 lb load capacity

KRBC60TEXT Welding Cart Side Cabinet

- Mounts directly to the current KRBC60T Welding Cart
- Creates 50% additional steel work surface (500 in²)
- Slots-N-Dots™ rear and side panels for mounting additional accessories
- Cord slot in back for better organization of cords and plugs
- 25 x 15 x 25" storage compartment; perfect for adding a Plasma Cutter
- 4" drawer; 24.5 x 15.6 x 4.1" overall size

MIGCARTC Welding/Plasma Cart with Single Tank Storage

- Stores MIG/TIG Welders and Plasma Cutters, along with accessories and consumables
- Sturdy design has a total weight limit of 165 lb
- Multiple cord hooks provide storage
- Stores a single cylinder of shielding gas

MIGCARTDLA Dual Machine Welding Cart with Storage for Two Gas Cylinders

- Stores MIG/TIG Welders and Plasma Cutters, along with accessories and consumables
- Top shelf is extra wide to allow for storage of two machines side by side
- Sturdy design has a total weight limit of 350 lb
- Drawer holds smaller accessories and consumables
- Top shelf is 25.9 x 19.9"
- Stores two cylinders of shielding gas with a maximum of 7" diameter

Welding Helmets, Auto-Darkening

Auto-darkening welding helmets are triggered automatically by UV light sources. Some models have adjustable sensitivity for various light conditions and an adjustable delay setting to maintain a dark state for extended periods of time. Fixed shade helmets offer a fixed #10 shade that is triggered automatically by UV light. Clear shade provides the operator visibility to line up work prior to welding.



EFPGREENSKL



EFPBLACKICE



EFP2MORBID



EFP2WFLAME



EFP2BSTRIFE

Specifications	EFPGREENSKL	EFPBLACKICE	EFP2MORBID	EFP2WFLAME	EFP2BSTRIFE
Shade	#9-13	#9-13	#9-13	#9-13	#9-13
Sensitivity	Yes	Yes	Yes	Yes	Yes
Delay	Yes	Yes	Yes	Yes	Yes
Clear Shade	4	4	4	4	4
Viewing Area, inches	3.62 x 1.42	3.62 x 1.42	3.82 x 2.36	3.94 x 2.36	3.94 x 2.36
Viewing Area, in ²	23	35.6	40	9.32	9.32
Number of Sensors	2	2	4	4	4
Delay Time(s)	Adjustable	Adjustable	Adjustable	Adjustable	Adjustable
Switching Speed, ms	.3	.3	.08	.08	.08
Power Supply	CR2450 Replaceable	CR2450 Replaceable	Lithium-Ion (auto on/off)	Lithium-Ion (auto on/off)	Lithium-Ion (auto on/off)
Applicable Standards	CE, CSA®, ANSI®	CE, CSA®, ANSI®	CE, CSA®, ANSI®	CE, CSA®, ANSI®	CE, CSA®, ANSI®
Optional Magnifying Lens	1.0, 1.5, 2.0, 2.5	1.0, 1.5, 2.0, 2.5	1.0, 1.5, 2.0, 2.5	1.0, 1.5, 2.0, 2.5	1.0, 1.5, 2.0, 2.5
Warranty	2 Year (ADF) 1 Year (all others)	2 Year (ADF) 1 Year (all others)	2 Year (ADF) 1 Year (all others)	2 Year (ADF) 1 Year (all others)	2 Year (ADF) 1 Year (all others)



YA4606



YA4608



YA4609



YA4610



YA4601



YA4615

Welding Helmets, Auto-Darkening

Specifications	YA4606	YA4608	YA4609	YA4610	YA4601	YA4615
Shade	Auto-Darkening 5-8/9-13	Auto-Darkening 5-8/9-13 Digital Controls	Auto-Darkening 5-8/9-13	Auto-Darkening #9-13 External Control	Auto-Darkening #9-13	Auto-Darkening #9-13 External Control
Sensitivity	Adjustable Knob	Digital Adjustment	Adjustable Knob	Adjustable Knob	Adjustable	Adjustable Knob
Delay	Adjustable Knob	Digital Adjustment	Adjustable Knob	Adjustable Knob	Adjustable	Adjustable Knob
Clear Shade	#3.5	#3.5	#3.5	#3.5	#3.5	#3.5
Viewing Area, inches	3.74 x 3.35	3.82 x 2.44	3.74 x 3.35	3.86 x 1.73	3.81 x 2.40	3.86 x 1.73
Viewing Area, in ²	12.53	9.32	12.53	9.14	9.14	9.14
Number of Sensors	4	4	4	2	4	2
Delay Time(s)	0.1-1.0	0.1-1.0	0.1-1.0	0.1-1.0	0.2-1.0	0.1-1.0
Switching Speed (ms)	1/25,000	1/25,000	1/25,000	1/16,000	0.04	1/16,000
Power Supply	Solar Cell, Battery, Replaceable (2 x CR2450 lithium batteries)	Solar Cell, Battery, Replaceable (1 x CR2450 lithium battery)	Solar Cell, Battery, Replaceable (1 x CR2450 lithium battery)	Solar Cell + Battery, Replaceable (2 x AAA Alkaline)	Solar-Lithium	Solar Cell + Battery, Replaceable (2 x AAA Alkaline)
Applicable Standards	ANSI®, CE, CSA®	ANSI®, CE, CSA®	ANSI®, CE, CSA®	ANSI®, CE, CSA®	ANSI®, CE, DIN, EN, CSA®, AS/NZS	ANSI®, CE, CSA®
Optional Magnifying Lens	YA4600MAGKT	YA4600MAGKT	YA4600MAGKT	YA4600MAGKT	YA4600MAGKT	YA4600MAGKT
Warranty	2 Year	3 Year	2 Year	1 Year	2 Year	1 Year



- Do not store butane at temperature over 120 °F
- Transport and dispose of butane in accordance with all regulations
- †These products can expose you to chemicals which are known to the state of California to cause cancer and reproductive harm. See pages 906-907 for details.
- Read safety precautions on pages W1 to W4

WELDING HELMETS



YA4611



YA4612



YA4613



YA4614

Welding Helmets, Auto-Darkening

Specifications	YA4611	YA4612	YA4613	YA4614
Shade	Auto-Darkening 5-8/9-13 Digital Controls	Auto-Darkening 5-8/9-13	Auto-Darkening 5-8/9-13	Auto-Darkening 5-8/9-13
Sensitivity	Digital Adjustment	Adjustable Knob	Adjustable Knob	Adjustable Knob
Delay	Digital Adjustment	Adjustable Knob	Adjustable Knob	Adjustable Knob
Clear Shade	#3.5	#3.5	#3.5	#3.5
Viewing Area, inches	3.81 x 2.40	3.74 x 3.35	3.74 x 3.35	3.74 x 3.35
Viewing Area, in ²	9.32	12.53	12.53	12.53
Number of Sensors	4	4	4	4
Delay Time(s)	1/25,000	0.1-1.0	0.1-1.0	0.1-1.0
Switching Speed (ms)	0.1-1.0	1/25,000	1/25,000	1/25,000
Power Supply	Solar Cell, Battery, Replaceable (1 x CR2450 lithium battery)	Solar Cell, Battery, Replaceable (1 x CR2450 lithium battery)	Solar Cell, Battery, Replaceable (1 x CR2450 lithium battery)	Solar Cell, Battery, Replaceable (1 x CR2450 lithium battery)
Applicable Standards	ANSI®, CE, CSA®	ANSI®, CE, CSA® Approval	ANSI®, CE, CSA® Approval	ANSI®, CE, CSA® Approval
Optional Magnifying Lens	YA4600MAGKT	YA4600MAGKT	YA4600MAGKT	YA4600MAGKT
Warranty	3 Year	2 Year	2 Year	2

Welding Helmets, Fixed Shade

- Made of nylon material
- Helmet is much more flexible to get into tighter spaces
- Additional 1-1/4" of material on the top of the helmet for more coverage

- Cooler for the user as it will not heat up as much as an ABS version
- Lighter weight and much more resistant to heat
- CE—English only



EFPBONEHEDB



EFPDISORDER



EFPKULLMIX



EFPHANNIBALB



YA4605

Specifications	EFPBONEHEDB	EFPDISORDER	EFPKULLMIX	EFPHANNIBALB	YA4605
Lens Style	180° Peripheral	180° Peripheral	180° Peripheral	180° Peripheral	—
Shade	#10	#10	#10	#10	Fixed Shade
Viewing Area, in ²	35.6	35.6	35.6	8.5	9.14
Applicable Standards	ANSI®	ANSI®	ANSI®	ANSI®	ANSI®, CE, CSA®
Lens (included)	EFPCLLENSREP	EFPCLLENSREP	EFPCLLENSREP	EFP10WLDLENS, EFPCLLENSREP	#10
Opt. Magnifying Lens 1.0x	EFPADFCCHTR10	EFPADFCCHTR10	EFPADFCCHTR10	EFPADFCCHTR10	N/A
Opt. Magnifying Lens 1.5x	EFPADFCCHTR15	EFPADFCCHTR15	EFPADFCCHTR15	—	YA4600MAGKT
Opt. Magnifying Lens 2.0x	EFPADFCCHTR20	EFPADFCCHTR20	EFPADFCCHTR20	EFPADFCCHTR20	YA4600MAGKT
Opt. Magnifying Lens 2.5x	EFPADFCCHTR25	EFPADFCCHTR25	EFPADFCCHTR25	—	N/A
Opt. Auto Darkening Lens	EFPADFLENSA	EFPADFLENSA	EFPADFLENSA	EFPADFLENSA	
Shield Included	Clear and #10 Welding	Clear and #10 Welding	Clear and #10 Welding	Clear and #10 Welding	N/A
Warranty	1 Year	1 Year	1 Year	1 Year	1 Year
Replacement Shields	EFPCLLENSREP (Clear); EFP3WLDLENS (#3 Welding); EFP5WLDLENS (#5 Welding); EFP8WLDLENS (#8 Welding); EFP10WLDLENS (#10 Welding); EFP12WLDLENS (#12 Welding)	EFPCLLENSREP (Clear); EFP3WLDLENS (#3 Welding); EFP5WLDLENS (#5 Welding); EFP8WLDLENS (#8 Welding); EFP10WLDLENS (#10 Welding); EFP12WLDLENS (#12 Welding)	EFPCLLENSREP (Clear); EFP3WLDLENS (#3 Welding); EFP5WLDLENS (#5 Welding); EFP8WLDLENS (#8 Welding); EFP10WLDLENS (#10 Welding); EFP12WLDLENS (#12 Welding)	EFPCLLENSREP (Clear); EFP10WLDLENS (#10 Welding)	YA4605-3

EFP Series Welding Lenses

Optional and auto-darkening lenses are available for all EFP series helmets.

EFPADFLensa Auto-Darkening Lens

- The world's first and only unobstructed ADF-integrated 180° peripheral vision ADF welding lens
- Has a military-grade anti-scratch coating
- ADF lens is easily replaceable
- 4-1/4 x 2" viewing area
- Solar-lithium combo power supply
- One year warranty

EFP3WLDLENS #3 Welding Lens

EFP5WLDLENS #5 Welding Lens

EFP8WLDLENS #8 Welding Lens

EFP10WLDLENS #10 Welding Lens

EFP12WLDLENS #12 Welding Lens

EFPCLLENSREP EFP Clear Lens Replacement

EFPADFCSTR10 Cheater Lens with 1.0 Magnification

EFPADFCSTR15 Cheater Lens with 1.5 Magnification

EFPADFCSTR20 Cheater Lens with 2.0 Magnification

EFPADFCSTR25 Cheater Lens with 2.5 Magnification



EFPADFLensa



YA4600MAGKT

Magnifying Lens

YA4600MAGKT Magnifying Lens Kit

- Comes complete with 1.5X and 2.0X magnifying lenses and lens holder
- Optional accessory provides additional magnification for YA Series



WCH3

Welding Hammer

WCH3 11" Welder's Chipping Hammer (Blue-Point®)

- Features a pick end and a 3/4" chisel head end
- Heat-treated high-alloy steel for long life
- 11" overall length
- 7-1/2" head length



YA247

Welder's Marking Set

YA247 2 pc Welder's Marking Set (Blue-Point®)

- Includes a YA247-2 Soapstone Marker for making temporary markings and a YA247 Scribe with a sharp, tough carbide tip for making permanent markings
- Replaceable soapstone
- Each tool has a tough aluminum barrel
- Soapstone marker includes built-in sharpener
- Convenient storage pouch

YA247-1 Scribe (Blue-Point®)

YA247-2 Soapstone Marker (Blue-Point®)

WELDING CLAMPS

C-Clamps

- Equipped with anti-spatter spindles, precision cut from hardened steel
- Forged frames have extra-deep throats for additional strength and work capacity
- Grooved anvil, in combination with a serrated pad, provides a nonslip grip on various metal surfaces
- Spindles, handles and pads are copper plated to avoid collecting spatter

Stock No.	Capacity, inches	Throat Depth, inches
CL402A	0-2	2
CL403A	0-3	2-1/2
CL404A	0-4	2-7/8
CL406A	0-6	3-5/8
CL408A	0-8	4-1/2
CL410A	2-10	5-5/8
CL412A	2-12	5-3/4

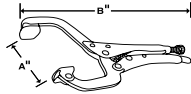


CL402A



- Wear welding helmet and protective clothing while welding and cutting
- Do not allow bystanders while welding and cutting
- Read safety precautions on pages W1 to W4

WELDING CLAMPS



VGP12212

Large Jaw

Large Jaw Locking Pliers (Blue-Point®)

- Multipurpose tool with a larger jaw capacity for general maintenance and screw-in oil filter removal

Stock No.	Dimension A, Jaw Cap., inches (mm)	Dimension B, Length, inches (mm)
VGP12212	3-15/16 (100)	12 (300)



CL404VIS

High-Visibility C-Clamps

- Similar to CL Series C-clamps
- High-visibility models conform to the OSHA safety color standard for physical hazards regulation #19110.144
- 3/4" spindle diameter

Stock No.	Capacity, inches	Throat Depth, inches
CL404VIS	0-4-1/2	3-1/4
CL406VIS	0-6-1/16	3-5/8
CL408VIS	0-8-1/4	5



VGP104

Auto Body/Welding Set

VGP104 Autobody/Welding Locking Pliers Set (Blue-Point®)

- Includes a VGP23312 Self-Leveling Jaws Pliers, VGP13709 Plugweld Pliers, plus VGP14412 and VGP12406 C-Clamp Pliers (4 pc) in a VGP1041 Kit Bag



VGP12412



VGP22418

Locking C-Clamps, Standard Tip

- Clamps offer quick and easy handling for auto body and metal fabrication applications

Stock No.	A inches (mm)	B inches (mm)
VGP12406	2-5/16 (60)	6 (152.4)
VGP12412	3-15/16 (100)	12 (304.7)
VGP12418	10-1/4 (260)	18 (457.2)
VGP12424	15-11/16 (400)	24 (609.6)

Locking C-Clamps, Swivel Tip

Stock No.	A inches (mm)	B inches (mm)
VGP22406	1-15/16 (50)	6 (152.4)
VGP22412	3-15/16 (100)	12 (304.7)
VGP22418	9-7/16 (240)	18 (457.2)
VGP22424	15-11/16 (400)	24 (609.6)



VGP23312

Locking Clamps, Self-Leveling Jaws

VGP23312 Locking Clamp Self-Leveling Jaws (Blue-Point®)

- Swivel pads and narrow jaw profile firmly grip tapered surfaces in areas where C-clamps cannot fit



VGP14412

Locking C-Clamp, Aluminum Alloy

VGP14412 Locking C-Clamp, Aluminum Alloy (Blue-Point®)

- Lightweight aluminum jaw will not bend or distort body panels
- Welding pellets will not adhere to the jaw



VGP12509

Locking U-Clamp

VGP12509 Locking U-Clamps (Blue-Point®)

- U-shaped jaws allow access and visibility when welding



VGP13420

Locking C-Clamp, Long Reach

VGP13420 Locking C-Clamp/Long Reach (Blue-Point®)

- Wide profile with perforated jaws allows clamping around large objects with uniform tension distribution



VGP13709

Locking Pliers, Plug Weld

VGP13709 Locking Pliers/Plugweld (Blue-Point®)

- Copper alloy knurled pad prevents burn through when plug welding thin sheet metal



VGP12808

Locking Clamp, Sheet Metal

VGP12808 Locking Clamps/Sheet Metal (Blue-Point®)

- Wide jaws allow clamping, bending, forming and crimping of sheet metal without gripping effort

Welding Clamps, Miniature

- Micro size for optimal access into confined spaces
- Aluminum alloy body ensures robustness with minimal weight, while resisting splatter and corrosion
- Design permits exertion of 1/2 ton of force without deformation
- Perforated jaw allows attachment to fixtures and connection of ground cables
- One-hand “no pinch” clamping and release

MG2000K Micro-Grip Locking Clamp Set (Blue-Point®)

- Includes (4) Micro-Grip Clamps



MG2000K

DENT PULLERS/ACCESSORIES

Portable Dent-Pulling System

ADPKITJR Aluminum Panel Dent Puller Kit

- Essential tools for pulling dents on aluminum vehicles
- Kit includes a power supply to weld studs for dent pulling
- High-capacitive discharge stud welder automatically welds the stud when pushed onto a panel
- Three ground lugs—integrated in the gun—help keep the studs perpendicular to the panel
- Includes a lever puller, squeeze puller and hand t-puller for a variety of dents, creases and dings
- Complete consumable kit with (250) Al-Mg stud pins for 5000 Series and (250) Al-Si stud pins for 6000 Series aluminum panels
- Contains (5) quick-clamp pulling fingers and (5) twist eyelets
- Variable-temperature heat gun with infrared thermometer heats panels prior to straightening
- Stainless steel brushes to prep a panel prior to aluminum stud welding by removing oxidization
- Optional recommended accessories include MIGCARTC Welding Cart, ADP265-BP Bridge Puller, BF775-C Handle and 14V12 File



ADPKITJR



- Wear welding helmet and protective clothing while welding and cutting
- Do not allow bystanders while welding and cutting
- Read safety precautions on pages W1 to W4

DENT PULLERS/ACCESSORIES



ADPKIT

Portable Dent-Pulling System

ADPKIT Aluminum Panel Dent Puller Kit

- Essential tools for pulling dents and repairing aluminum vehicles
- Complete tool set includes a power supply to weld studs for dent pulling
- High-capacitive discharge stud welder automatically welds the stud when pushed onto a panel
- Three ground lugs—integrated in the gun—help keep the studs perpendicular to the panel
- Includes a bridge puller, lever puller, squeeze puller and t-handle puller for a variety of dents, creases and dings
- Complete consumable kit with (250) Al-Mg stud pins for 5000 Series and (250) Al-Si stud pins for 6000 Series aluminum panels
- Contains (5) quick-clamp pulling fingers and (5) each twist eyelets
- Includes a pneumatic solid rivet gun, flush set, a punch and bucking bar to remove and install solid rivets
- Includes elf-piercing rivet removal and installation tools
- Door and step flange pneumatic hemming tools are specific to aluminum panels
- Complete body hammer and dolly set with rubber covers minimize stretching
- Includes offset aviation snips, clekos, 1/4" drill bits and aluminum panel thickness gauge
- Variable-temperature heat gun with infrared thermometer to heat panels prior to straightening
- Drawers have foam inserts to hold tools, keeping them isolated from steel panel use
- Set of (7) locking C-clamp pliers
- Includes a dust cover to protect the contents when not in use

Dent Puller Accessories

Stock No.	Description	Qty	Location
ADP265-DR1	Foam Insert – Drawer #1	1	Drawer #1
ADP265-KIT	Pull Pin Consumable Kit	1	Drawer #2
BF608B	Short Curve Cross Peen Hammer	1	Drawer #1
BF611B	Picking and Dinging Hammer	1	Drawer #1
BF617B	Shrinking Hammer	1	Drawer #1
BF710B	1.65 lb Steel Toe Dolly	1	Drawer #1
BF711B	2-1/4 lb Steel Heel Dolly	1	Drawer #1
BF712B	2-1/4 lb Steel General Purpose Dolly	1	Drawer #1
BF716B	10" Light Dinging Spoon	1	Drawer #1
HBSE10	10 oz Slimline Dead Blow Soft Grip Hammer	1	Drawer #1
DFXDF900BHND	Bolster Head Nylon Chisel	1	Drawer #1
DFXDF900DEND	Double End Nylon Dolly	1	Drawer #1
DFXDF900RHND	Round Head Nylon Chisel	1	Drawer #1
STK35011	Heel Dolly Cover	1	Drawer #1
STK35012	Heel Dolly End Cover	1	Drawer #1
STK35013	Universal Dolly Cover	1	Drawer #1
STK35015	Slapping Spoon Cover	1	Drawer #1
STK35017	Toe Dolly Cover	1	Drawer #1
STK35025	Hammer Cover	1	Drawer #1
ADP265-DR2	Foam Insert –Drawer #2	1	Drawer #2
ATI141A31/4	Knockout Punch	1	Drawer #2
ATI556MHD	1/4" Long Reach 0–1/2" Cleko	12	Drawer #2
ATI719	Bucking Bar	1	Drawer #2
AVSOSL9	Snips	1	Drawer #2
AVSOSR9	Snips	1	Drawer #2
DBD1/4A†	1/4" Double Ended 135° Split Point Drill Bit	6	Drawer #2
DEBUR300	Deburring Tool	1	Drawer #2
LST51318	283 Series US Standard Gauge	1	Drawer #2
ATIATC3X	Rivet Guns - Pistol Grip	1	Drawer #2
STK21960	Spr Insertion Tool	1	Drawer #2
STK21970	Spr Extraction Tool	1	Drawer #2
AC59C	Stainless Steel Wire Brush (Blue-Point®)	1	Drawer #3
AC5C	Hand Scratch Brush (Blue-Point®)	1	Drawer #3

Stock No.	Description	Qty	Location
ADP265-DR3	Foam Insert – Drawer #3	1	Drawer #3
ET1400	Heat Gun	1	Drawer #3
RTEMP8	Multi-Laser Infrared Thermometer	1	Drawer #3
PT280-305-23	Stainless Steel Wire Wheel (Coarse)	1	Drawer #3
PT280THUGASF	Crud Thug®	1	Drawer #3
ATI107A-1	Flush Set Straight	1	Drawer #4
ATI508SG	Sheet Holder Pliers with Grips	1	Drawer #4
STK21892	Door Flanging Tool	1	Drawer #4
STK21896	Stepped Flanging Tool	1	Drawer #4
14V	14" Curved Tooth File, 8 TPI	1	Drawer #4
14V12	14" Curved Tooth File, 12 TPI	1	Drawer #4
ADP265-DR4	Foam Insert – Drawer #4	1	Drawer #4
AT615K	Belt Sander Kit	1	Drawer #4
ATBA3818120	Coated Abrasive Sanding Belt (Blue-Point®)	1	Drawer #4
ATBA381860	Coated Abrasive Sanding Belt (Blue-Point®)	1	Drawer #4
ATBA381880	Coated Abrasive Sanding Belt (Blue-Point®)	1	Drawer #4
BF775C-A	Flexible File Holder (Blue-Point®)	1	Drawer #4
VGP13420	Locking C-Clamp/Long Reach (Blue-Point®)	1	Drawer #5
VGP22406	Locking C-Clamp Swivel Tip Pliers (Blue-Point®)	2	Drawer #5
VGP22412	Locking C-Clamp Swivel Tip Pliers (Blue-Point®)	2	Drawer #5
VGP22418	Locking C-Clamp/Swivel Tip (Blue-Point®)	2	Drawer #5
ADP265	Aluminum Panel Dent Puller	1	Side Shelf
ADP265-BP	Bridge Puller	1	Top Shelf
ADP265-LP	Lever Puller	1	Top Shelf
ADP265-SP	Squeeze Puller	1	Top Shelf
ADP265-TP	Hand T-Puller	1	Top Shelf
ADP265-CVR	Cover	1	—
KRSC326FPBO	32" Six-Drawer Compact Roll Cart	1	—
ADPSHELF	Welder Shelf, Cord Wrap Hook and Accessory Adaptor	1	—

Stud Gun Dent Pullers

YA22345 Stud Gun

YA22345KT Stud Gun Dent Puller Kit

- Kit includes a stud gun, welding tips, slide hammer and T-puller
- Used to pull dents by welding pins to the work piece
- Stud gun uses minimal heat to reduce burn through

YA223451 Draw Pins (2 mm)

- Soft for easy flexing and grinding
- Delivers 500 lb pull
- Pack of 500

YA223452 Draw Pins (2.5 mm)

- Soft for easy flexing and grinding
- Delivers 500 lb pull
- Pack of 500

YA223453 Magna Clamp

- Features a wing nut and is self-tightening
- Locks onto draw pins for pulling dents

YA223454 T-Puller

- Compact for small damage repair on lightweight metal
- Helps reduce overpull

YA223455 Slide Hammer

- Polished steel bar with a rubber handle ensures positive pulling action

YA223456 Shrinking Electrode

- Provides fast heat

YA223457 Pin Electrode

- Holds all standard size pins

YA223458 Trim Rivets

- Used to repair metal trim strips
- Weld onto a panel and provide permanent retention to a trim strip
- Pack of 500

YA223459 Rivet Electrode

- For use with YA223458 Trim Rivets
- Retains a trim rivet for welding

YA2234510 Storage Case

- For YA22345KT Stud Gun Dent Puller Kit



YA22345KT



YA223453



YA22375

YA22350C

Portable Dent-Pulling System

- Easily pulls dents on roofs, hoods and side panels
- Star tip design eliminates the need to drill holes or cut pin heads
- Built-in slide hammer speeds up the pulling process (YA22350C only)

Stock No.	Type	Primary Voltage	Line Fuse	Power Input Cable, feet (m)	Power Lead Length, feet	Ground Cable Length, feet	Shipping Weight, lb
YA22350C‡	Star Tip	120 V AC, 50/60 Hz	30 A	25 (7.6)	7	7	64
YA22375‡	T-Handle	120 V AC, 50/60 Hz	30 A	25 (7.6)	10	7	64
YAH22350C‡	Star Tip	208/230 V AC, 50/60 Hz	30 A	25 (7.6)	7	7	64
YAH22375‡	T-Handle	208/230 V AC, 50/60 Hz	30 A	25 (7.6)	7	7	64

Portable Dent Puller Accessories

YA2235CART Accessory Cart

- Adds additional height and portability

YA2355 Star Tips

- Replacement tips (10 pk) for YA22350C, YAH22350C and YA223005

YA2351‡ Welding Tip

- Optional long stud welding tip

YA2353‡ Heating Tip

- Replacement heat shrink heating tip

YA2354‡ Slotted Weld Tip

- For use with a portable dent pulling system

YA2358 Magnetic Base

- Replacement magnetic ground clamp

YA22357 Trigger Switch


- Replacement switch

YA223008 Prybar

- Replacement prybar for YA22375 and AH22375; optional for YA22350C and YAH22350C



YA2235CART



YA2355



YA2353



YA2358



- Wear welding helmet and protective clothing while welding and cutting
- Do not allow bystanders while welding and cutting
- ‡These products can expose you to chemicals which are known to the state of California to cause cancer and reproductive harm. See pages 906-907 for details.
- Read safety precautions on pages W1 to W4

DENT PULLERS/ACCESSORIES



YA22351

Quick Claw Dent-Pulling System

YA22351 ‡ Quick Claw Dent-Pulling Set

- For use with YA22350C, YAH22350C, YA22375 and YAH22375
- Used to establish multiple pull points along dents
- Independent finger action of claw varies the pulling force at multiple points
- Can pull by hand, slide hammer or chain
- Comes with a claw, (2) tips and (24) wires

YA22352 ‡ Claw Handle

- Four-finger claw pulling handle

YA22353 ‡ Welder Tips

- Welding tips for YA22354 Weld Wires
- Set includes (2) tips

YA22354 ‡ Weld Wires

- 1/2 lb welding wires
- Set includes (24) wires

SPOT WELDERS



YA22300A

Spot Welders

Stock No.	Primary Voltage	Line Fuse	Maximum Output	Maximum Thickness	Coated Metal Capability	Kva Rating	Shipping Weight, lb
YA22355 ‡	208/230 V AC	60 A	6,000 Amps	3 Piece, 20 Gauge	Yes	6	300
YA22300A ‡	208/230 V AC	50 A	2,800 Amps	2 Piece, 20 Gauge	No	4	120

YA22300A ‡ Standard-Duty Spot Welder

- Produces spot welds for collision repair
- Squeeze-type action produces factory-style welds
- Optional accessories can increase welding capability

YA22355 ‡ Heavy-Duty Liquid-Cooled Spot Welder

- Designed to produce factory-type spot welds on low-carbon steel panels
- Pneumatic squeeze-type gun welds through primers, sealers, and adhesives between panels
- Features coolant circulation throughout the welding tips for consistent and maximum weld penetration
- Included accessories: 14" long reach electrode and a wheelhouse electrode



YA22355

Spot Welder Accessories

YA2230010 ‡ Welding Tip Kit

- Contains replacement welding tips for the YA223004 Welding Cable Assembly and the YA223005 Dent Puller Kit

YA223004A ‡ Welding Cable Assembly

- Accessory welding cable assembly for the YA22300A Standard-Duty Spot Welder
- Allows welding from a single side, such as door skins and other applications

YA22357 Trigger Switch

- Replacement switch

YA223005B ‡ Dent Puller Kit

- Fast, effective dent repair without drilling holes or using draw pins

YA22356 Handle

- New style handle to house the improved YA22357 Trigger Switch
- Can be retrofitted to older models

YA223001 ‡ Welding Tip

- Long spot welding tip for the YA22300A Standard-Duty Spot Welder

YA223002 ‡ Welding Tip

- Short spot welding tip for the YA22300A Standard-Duty Spot Welder

YA223003 ‡ Welding Tip

- Replacement drip rail welding tip for the YA223004 Welding Cable Assembly

YA223006 ‡ Welding Tip

- Replacement welding tip for the YA223004 Welding Cable Assembly

YA223007 ‡ Replacement Switch

- Replacement push-button switch for the welding gun included with the YA22300A Standard-Duty Spot Welder, YA223004 Welding Cable Assembly and the YA223005 Dent Puller Kit

YA223009 ‡ Welding Tip

- Drip rail spot welding tip for the YA22300A Standard-Duty Spot Welder

Liquid-Cooled Spot Welder Accessories

YA26143 Long-Reach Wheelhouse Replacement Tips

- For use with the YA22355 Heavy-Duty Liquid-Cooled Spot Welder
- 2 pack

YA26144 Standard Wheelhouse Replacement Tips


- For use with the YA22355 Heavy-Duty Liquid-Cooled Spot Welder
- 2 pack

YA2097335 J-Shaped Wheelhouse Replacement Tips

- Use with the YA22355 Heavy-Duty Liquid-Cooled Spot Welder
- 2 pack

- Wear welding helmet and protective clothing while welding and cutting
- Do not allow bystanders while welding and cutting
- ‡These products can expose you to chemicals which are known to the state of California to cause cancer and reproductive harm. See pages 906-907 for details.
- Read safety precautions on pages W1 to W4

UNDERCAR



ONE OF THE SUREST WAYS TO GROW YOUR CUSTOMER BASE IS TO EXPAND OR UPGRADE YOUR UNDERCAR SERVICES. AND OUR EQUIPMENT IS ALSO A SURE THING, BECAUSE IT'S BUILT TO LAST AND TO PERFORM FLAWLESSLY.

OVER-THE-TOP PERFORMANCE FROM ADVANCED UNDERCAR EQUIPMENT.

From tire changers and tire pressure monitoring tools to wheel balancers and torque sticks, Snap-on® equipment marries ultimate accuracy with intuitive operation – helping you work quickly and more efficiently. Additional solutions like our ball joint press that makes removal and installation easier provide even more time savings.

WHEEL BALANCING: BALANCERS

Wheel Balancers

Snap-on® Wheel Balancers use a patented Virtual Plane Measurement system to achieve accuracy and repeatability. A variety of weight placement options, such as Static, Dynamic, five ALU modes, ALU-S, hidden

spoke and match mounting optimization modes, provide the versatility for these balancers in a variety of applications on passenger cars, light trucks and commercial vehicles.



EEWB330B



EEWB331B



EEWB332B



EEWB334A

- Easy-to-use display panel includes individual keys for parameter input
- Static mode for single-plane narrow wheels
- Dynamic mode for dual-plane balancing
- SAPE arm accelerates set-up time without entering the wheel type
- Five ALU-S modes provide multiple combinations of hammer and adhesive weight placements
- ALU-S mode provides two-plane ALU weight placement

- Match mount-optimization feature determines proper phasing between the tire and wheel, and allows minimal weight usage
- Hidden weight mode for weight placement behind the spokes
- Multiple operator feature stores parameters for up to four individual operators
- Fine weight toggle allows the operator to choose between 0.25 oz Standard mode and 0.05 oz Fine mode
- Allows use of common adaptors and pin plates

Specification	EEWB330B	EEWB331B	EEWB332B	EEWB334A
Type	Hand Spin	Motorized	Motorized	Motorized
Display Type	Digital	Integrated LED	Raised LED	Touchscreen
Data entry Distance/Diameter	SAPE Arm	SAPE Arm	SAPE Arm	SAPE Arm
SAPE entry Width	Manual	Manual	Sonar	Sonar
Weight Placement	SAPE	SAPE	Laser	Laser
Rim Width (Maximum), inches (mm)	20 (508)	20 (508)	20 (508)	20 (508)
Rim Diameter, inches (mm)	8-30 (203-762)	8-30 (203-762)	8-30 (203-762)	8-30 (203-762)
Max Wheel Weight, lb (kg)	120 (54)	120 (54)	154 (70)	154 (70)
Max Tire Diameter, inches (mm)	42 (1,067)	42 (1,067)	42 (1,067)	42 (1,067)
Max Wheel Width, inches (mm)	20 (508)	20 (508)	20 (508)	20 (508)
Cycle Time, seconds	15	11	4.5	4.5
Measuring Speed, RPM	100	100	200	200
Weight Placement Resolution	± 0.7°	± 0.7°	± 0.7°	± 0.7°
Weight Imbalance Resolution (Roundoff Mode), oz (g)	0.25 (7.1)	0.25 (7.1)	0.25 (7.1)	0.25 (7.1)
Weight Imbalance Resolution (Non-Roundoff Mode), oz (g)	0.05 (1.42)	0.05 (1.42)	0.05 (1.42)	0.05 (1.42)
Electrical Requirements, V AC/ph/Hz/A	115/1/60/2	115/1/60/6	115/1/60/6	115/1/60/6
Required Work Area (W x D), inches (mm)	52 x 48 (1,321 x 1,219)	60 x 48 (1,524 x 1,219)	62 x 67 (1,575 x 1,702)	62 x 67 (1,575 x 1,702)
Machine Weight, lb (kg)	174 (79)	280 (127)	325 (147)	325 (147)

Technical Support: 1-800-225-5786

EEWB330B Hand Spin Wheel Balancer

- Small footprint hand spin wheel balancer with features of most high-end machines

EEWB331B Motorized Wheel Balancer

- Small footprint motorized wheel balancer with features of most high-end machines

EEWB332B Motorized Wheel Balancer with Raised Display

- Medium footprint motorized wheel balancer with a high-end feature set with faster throughput times
- Laser-guided weight placement on the inside of the wheel

EEWB334A Motorized Wheel Balancer with Touchscreen Video Display

- Motorized wheel balancer that features extremely fast data entry and low cycle times
- Laser-guided weight placement on the inside of the wheel

Standard Accessories

Stock No.	Description
EAM0003J69A	3.4-5.4" Cone
EAM0005D25A	3.8-4.5" Cone
EAM0005D24A	2.8-3.9" Cone
EAM0005D23A	1.6-3.0" Cone
EAA0263G66A	Quick Nut 40 mm

Stock No.	Description
EAC0058D08A	Pressure Disk
EAC0058D15A	Soft Protector Ring
EAM0021D90A	Standard 40 mm Stub Shaft
WWPR13A	Wheel Weight Pliers
EAA0247G21A	Rim Width Caliper

WHEEL BALANCING: MOTORCYCLE WHEEL BALANCER AND TIRE CHANGER

Motorcycle Wheel Balancer

EEWB333B Motorcycle Wheel Balancer

- Hand spin operation features static and dynamic balancing modes
- Features five ALU modes to place weights in the proper location on multiple wheel configurations
- Input of rim distance by SAPE arm for accelerated set-up time
- Cycle time of 6–10 seconds
- Allows exact weight placement on rim when using tape weights
- Small footprint takes up a minimum of floor space
- Weight minimization and balancing optimization modes for reducing the overall weight usage
- Split weight mode to hide weights behind spokes
- Stadium weight tray is curved allowing for easy access to the keypad and weight pockets
- Multiple operator feature allows several users to quickly recall settings
- Virtual plane imaging technology for unsurpassed accuracy
- Clamps the tire to keep it true to the balancer shaft center without movement
- Adaptor comes complete with 14 mm shaft, 3/4" adaptors, cones and spacers
- Serviced on site with a two year parts and labor warranty



Specifications	EEWB333B
Weight Imbalance Resolution (roundoff mode), oz (g)	0.25 (5)
Cycle Time, seconds	15
Measuring Speed, RPM	100
Rim Width, inches (mm)	3–20 (508)
Rim Diameter, inches (mm)	8–30 (203–762)
Max Wheel Width, inches (mm)	20 (508)
Max Tire Diameter, inches (mm)	42 (1,067)
Electrical Requirements, V AC/ph/Hz/A	115/1/60/4
Required Work Area (W x D), inches (mm)	52 x 48 (1,321 x 1,219)
Machine Weight, lb (kg)	309 (140)

WHEEL BALANCING: ACCESSORIES

Wheel Balancing Accessories

WWH13LG Wheel Weight Hammer (Blue-Point®)

- Designed for use on steel and zinc clip-on wheel weights
- Soft hammer face to avoid scratches and dings
- Solid handle resists most shop chemicals and has a nonslip grip
- Replaceable cold-rolled steel hook assembly to ensure long service life
- Works best on domestic brands that use traditional dimension dismount holes

WWH13SM Wheel Weight Hammer (Blue-Point®)

- Designed for use on steel and zinc clip-on wheel weights
- Soft hammer face to avoid scratches and dings
- Solid handle resists most shop chemicals and has a nonslip grip
- Replaceable cold-rolled steel hook assembly to ensure long service life
- Specially designed small diameter dismounting hook is used on wheel weights with smaller dimension dismount holes

WWPR13A Wheel Weight Pliers

- Easily removes and replaces wheel weights, as well as cutting and crimping
- Made of heat-strengthened steel
- Comfortable vinyl handle grips and replaceable hard plastic hammer tip

EAA0260D80A Optional Motorcycle Adaptor For Snap-on® Wheel Balancers

- Holds wheel and tire assembly into position
- Minimizes wobble and improves accuracy

EAA0277D03A* 10 mm Shaft Assembly

- 10 mm shaft assembly

EAA0277D05A* Scooter Adaptor

- Scooter adaptor

EAA0277D07A* Suzuki®, Moto Guzzi® V11 14 mm Shaft Cone set

- Suzuki®, Moto Guzzi® V11 14 mm shaft cone set

EAA0277D20A* Ducati®/Triumph® Adaptor Set

- Ducati®/Triumph® adaptor set

EAA0277D22A* Harley-Davidson® 3/4" Shaft Adaptor – 311.2 mm Long

- Harley-Davidson® 3/4" shaft adaptor
- 311.2 mm long

EAA0260D16A* BMW® Adaptor for Monolever Wheels

- BMW® adaptor for monolever wheels

EAA0277D09A Honda®/Yamaha® Monolever Adaptor Flange

- Honda®/Yamaha® monolever adaptor flange

EAA0277D11A Aprilia® Monolever Adaptor Flange

- Aprilia® monolever adaptor flange

*Requires EAA0260D80A Adaptor



WWH13LG



WWH13SM



WWPR13A



EAA0260D80A



EAA0277D03A



EAA0277D22A




EAA0260D16A



- Read and follow all safety messages and instructions
- Read safety precautions on pages W1 to W4

WHEEL BALANCING: ACCESSORIES



EEWB3-1B



EEWB3-4A



EAA0255J33A



EAK0309J54A



8100068



EAK0309J61A

Balancer Pin Plate Kits

Stock No.	Description	EEWB3-1A
EEWB3-11B	Adaptor Plate #1	•
EEWB3-12B	Adaptor Plate #2	•
EEWB3-13B	Adaptor Plate #3	•
EEWB3-14B	Adaptor Plate #4	•
EEWB3-02B	Wide Taper Pin B	8X
EEWB3-03B	Round Pin C	6X
EEWB3-08	Small Taper Pin E	8X

EEWB3-1B Balancer Plate Pin Kit

- Pin plate kits are a system of plates and studs to center and load the wheel at the lug stud holes
- Used to properly mount wheels to the wheel balancer and is positioned outside of the wheel, in-between the quick nut and lug stud holes
- Mirrors mounting the wheel to the vehicle's hub and minimizes imbalance errors
- Applies even pressure to lug stud surfaces and locates the wheel on center of balancer shaft
- Avoids misalignment by improper and inconsistent mounting on the balancer
- Eliminates damage to plastic clad wheels

EAK0309J54A Balancer Flange Spacer

- Provides added clearance for larger cones and collets
- For use with the EEWB3-4A Collet Set

8100068 2 pc Truck Step Cone Kit

- Low taper angle for hub centric wheels
- Used for 4.25–6.85" hub pilot hole sizes
- Works on wheel balancers with a 40 mm shaft size
- Spacer allows for additional clearance

Stock No.	Description	EEWB3-4A
EEWB3-42A	#1 Collet 48.3–61.0 mm	1
EEWB3-43A	#2 Collet 55.9–68.6 mm	1
EEWB3-44A	#3 Collet 63.5–76.2 mm	1
EEWB3-45A	#4 Collet 71.1–83.8 mm	1
EEWB3-46A	#5 Collet 78.7–91.4 mm	1
EEWB3-47A	#6 Collet 86.4–99.1 mm	1
EEWB3-48A	#7 Collet 94.0–106.7 mm	1
EEWB3-49A	#8 Collet 101.6–114.3 mm	1
EEWB3-50A	#9 Collet 109.2–121.9 mm	1

EEWB3-4A 9 pc Collet Set

- Precision-machined and sized collets fit into the rear pilot hole on plastic-clad wheels to avoid damage
- Collets are shallow in length—to not interfere with plastic clad wheels
- Recommended to be used in conjunction with a pin plate on the wheel's outer side
- Larger collets require the use of the EAK0309J54A Balancer Flange Spacer

EAA0255J33A 40 mm Shaft Upgrade Kit (Blue-Point®)

- Converts older Snap-on® balancers with a 28.5 mm shaft to 40 mm (EEWB304A and B, EEWB305A and B)

EAK0309J61A Storage Stand

- Storage stand for EEWB3-1B and EEWB3-4A



EEWH312A



EEWH329A



EEWH311C



EEWH331A

Tire Changers

Tire Changers come in a variety of models to fit each individual shop's needs. The Tilt-Back Tire Changers handle a variety of tire sizes and configurations, with a tower that tilts back to allow for wider tire and wheel assemblies, and feature a Pneumatic Bead Assist arm to assist the operator when mounting low-profile tires. The Swing Arm Tire Changers have basic features for a shop that is new in the tire business or as an additional unit in a high-volume shop.

Common Features for all Snap-on® Tire Changers

- Mount/dismount head is designed to avoid direct contact with the rim
- Six-point contact rim clamping jaws provide additional slip resistance
- Plastic protection on the mount/dismount head and clamping jaws prevents accidental rim damage
- Bead seating jets are integrated into the clamping jaws and force additional air into the tire during inflation
- Twin cylinder clamping offers more force and provides a uniform clamping pressure on the rim
- Multi-position bead breaker covers multiple applications such as SUVs and light trucks with tall sidewalls
- High-torque 1HP turntable motor minimizes stalling
- Covered by a two-year on-site parts and labor warranty
- Optional accessories are available for a variety of specialty applications

Common to EEW331A, EEW311C and EEW329A:

- Pneumatic Bead Assist provides user with additional capability when servicing low-profile tires with stiff sidewalls
- Pneumatic cylinder raises and lowers each of the specialized tools into place
- Bead Depressor pushes the tire sidewall into the drop center and follows the tire as the turntable rotates for easier mounting
- Top Roller also helps keep the bead in drop center
- Top Roller allows the user to lubricate the top bead prior to dismounting the tire
- Wheel Depressor applies downward pressure during initial clamping
- Power Lifting Disc lifts the tire off the lower bead of the rim to aid user during the dismount process

Specifications	EEWH312A	EEWH329A	EEWH311C	EEWH331A
Type	Swing Arm	Swing Arm	Tilt Back	Tilt-Back
Pneumatic Bead Assist	Optional	Standard	Standard	Standard
Turntable Speed, RPM, CW/CCW	7	7	7	7
Outside Clamping Range, inches (mm)	10–20 (254–508)	10–24 (254–610)	10–24 (254–610)	12–26 (305–660)
Inside Clamping Range, inches (mm)	12–22 (305–559)	12–26 (305–660)	12–24 (305–610)	14–26 (355–660)
Maximum Rim Width, inches (mm)	12 (305)	14 (356)	15 (381)	16 (406)
Maximum Tire Diameter, inches (mm)	40 (1,016)	42 (1,067)	40 (1,016)	47 (1,200)
Maximum Tire Width, inches (mm)	12 (305)	14 (356)	15 (381)	16 (406)
Bead Breaking Force (lb @ 150 PSI)	3,300	3,300	3,300	3,300
Air Requirements (PSI)	140–170 @ 8.5 CFM	140–170 @ 8.5 CFM	140–170 @ 8.5 CFM	140–170 @ 8.5 CFM
Voltage Requirements	115 V 60 Hz, 1 ph 20 A	115 V 60 Hz, 1 ph 20 A	115 V 60 Hz, 1 ph 20 A	115 V 60 Hz, 1 ph 20 A
Net Weight, lb (kg)	442 (200)	717 (325)	750 (340)	887 (402)
Overall Width x Depth, inches (mm)	31 x 35 (787 x 889)	48 x 67 (1,219 x 1,702)	53 x 53 (1,346 x 1,346)	69 x 77 (1,753 x 1,956)

TECHNICAL SUPPORT 1-800-225-5786

EEWH312A Swing Arm Tire Changer

- Services OE wheel/tire assemblies on cars and light trucks

EEWH329A Swing Arm Tire Changer

- Swing arm design for fast set-up time and additional clearance for taller profile tires
- Mount-dismount head at the 3 o'clock position for easier access and locks in place away from the rim edge

EEWH311C Tilt-Back Tire Changer

- Tilt-back design speeds set up and allows for a 15" rim width
- Capable of clamping 24" dia. wheels on the inside and outside of the rim

EEWH331A Heavy-Duty Tilt-Back Tire Changer

- Tilt-back design speeds set up and allows for a 16" rim clearance
- Capable of clamping 26" dia. wheels on the inside and outside of the rim



• Read and follow all safety messages and instructions
 • Read safety precautions on pages W1 to W4

TIRE CHANGERS



EAK0329G86A



EAA0247G04A



EAA0247G02A



EAA0329G33B



EAC0097G47A



5-14126A



8-03229A

Tire Changer Accessories

Stock No.	Description	EEWH312A	EEWH311C	EEWH329A	EEWH331A
EAA0351G90A	Clamping Jaw Protectors (Set of 4)	Opt	N/A	N/A	N/A
EAC0087G48A	Protective Jaw Insert (1 each)	N/A	N/A	Std	N/A
EAK0329G86A	Jaw Protector (4 each)	N/A	Std	N/A	Std
EAK0237J19A	Jaw Protector (4 each)	N/A	N/A	Std	N/A
EAA0351G95A	Light Truck Adaptors (4 each)	Opt	N/A	N/A	N/A
EAA0304G32A	Light Truck Clamping Jaws	N/A	Opt	Opt	Opt
EAA0351G92A	Motorcycle Adaptors (4 each)	Opt	N/A	N/A	N/A
EAA0332G84A	ATV Clamping Adaptor	Opt	N/A	N/A	N/A
EAA0329G53A	-2" Motorcycle/ATV Adaptors (4 each)	N/A	Opt	Opt	Opt
EAA0351G93A	+6" Clamping Adaptors (4 each)	Opt	N/A	N/A	N/A
EAA0331G91A	+4" Adaptors (4 each)	N/A	Opt	Opt	Opt
EAA0304G80A	4" Offset Mount/Dismount Head	N/A	Opt	Opt	Std
EAA0329G27A	Quick-Change Mounting Adaptor	Opt	Opt	Opt	Std
EAA0329G95A	Mount/Dismount Head	Std	Std	Std	Std
ST4025966	Bead Depressing Roller	Opt	Opt	Opt	Opt
EAA0304G35A	Motorcycle Tire Mounting Head	Opt	Opt	Opt	Opt
EAA0247G20A	Plastic Mount/Dismount Head	Opt	Opt	Std	Std
EAA0304G37A	Protruding Spoke Mount/Dismount Head	Opt	Opt	Opt	Opt
EAK0315G48A	Mount/De-Mount Protective Inserts	Std	Std	Std	Std
EAM0043G53A	Set Screw for EAK0315G48A	Std	Std	Std	Std
EAC0078G13A	Push-In-Style Mount/Dismount Protector (1 each)	Std	Std	Std	Std
EAA0247G14A	Motorcycle Bead Breaker Extension	Opt	Opt	Opt	Opt
EAA0384G58A	Bead Breaker Support Extension	Opt	N/A	Opt	Opt
EAA0304G50A	Off-Road Bead Breaker Blade	Opt	Opt	Opt	Opt
EAA0304G15A	Protective Cover for Bead Breaker	Opt	Opt	Opt	Std
EAA0329G74A	Slip-On Pad Motorcycle Tire Bead Breaker	Opt	Opt	Opt	Opt
EAA0247G02A	Tire Mounting Bar	Std	Opt	Std	Opt
EAA0247G04A	Protective Sleeve for EAA0247G02A	Opt	Opt	Opt	Opt
EAC0097G47A	Wave Tire Tool	Opt	Std	Opt	Std
EAC0115G06A	Protective Sleeve for EAC0097G47A	Opt	Opt	Opt	Std
EAA0470G38A	Special Truck Tire Lever	Opt	Opt	Opt	Std
EAA0332G30A	Bead Roller	N/A	Std	N/A	Std
EAA0304G97A	Bead Roller Lock Pin	N/A	Std	N/A	Std
EAA0332G32A	Rod with Tapered Roller	Opt	Opt	Opt	Std
EAA0350G39A	Bead Breaker Tool	N/A	Opt	N/A	Std
EAA0377G23A	Magic Bead Pusher	Opt	Opt	Opt	Std
EAA0358G85A	Bead Holding Clamp	Opt	Opt	Opt	Opt
EAA0408G33A	Plastic Rim Protector	Opt	Opt	Opt	Opt
EAA0304G52A	3 pc Plastic Rim Protector	Opt	Opt	Opt	Opt
EAA0329G33B	Pneumatic Bead Assist	Opt	N/A	N/A	N/A
EAA0304G51A	Roller Board	Opt	Opt	Opt	Opt
EAA0270J11A	Safety Restraint Arm	Opt	N/A	N/A	N/A
EAA0304G72A	Safety Restraint Arm	N/A	Opt	N/A	N/A
EAA0307G91A	Safety Restraint Arm	N/A	N/A	Opt	N/A
EAA0329G30A	Safety Restraint Arm	N/A	N/A	N/A	Opt
EAA0329G99A	Inflation Hose Assembly	Std	Std	Std	Std
5-14126A	Paste Brush	Std	Std	Std	Std
8-03229A	Paste Bucket	Std	Std	Std	Std

TIRE AND WHEEL: TIRE PRESSURE MONITORING SYSTEM

TPMS Testers

TPMS4 Tire Pressure Sensor Monitoring System (TPMS)

Tool Kit

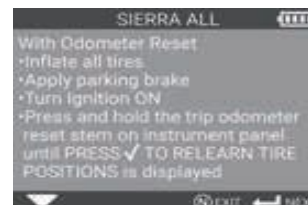
- Diagnoses Tire Pressure Monitoring (TPM) sensors and determines if a replacement is needed
- Captures TPM sensor data and displays PSI, ID, temperature and battery status
- Relearns vehicle TPM systems by providing vehicle-specific reset procedures when a vehicle's tires have been rotated
- Features vehicle-specific prompts that guide the TPM system relearns following a sensor replacement
- Includes software to program aftermarket TPM sensors
- Works in conjunction with Snap-on® diagnostic platforms to relearn sensor IDs on Asian vehicles
- Provides quick registration of new sensor locations after a tire rotation
- Aftermarket programming software to easily replace TPM sensors with low battery life, one that is non-functioning or to install duplicates in summer/winter tires
- Prints sensor information using TPMSconnect software (included) on a desktop or laptop computer
- Tests key fobs for proper signal strength and battery condition
- Includes replacement TPM sensor part number lookup for OEM and aftermarket sensors
- Daylight-readable 2.8" high-resolution VGA display
- Built-in lithium-ion rechargeable battery and charger included
- Includes a TPMSconnect portal that installs on a PC or laptop, and administers software updates
- Registration of tool through TPMSconnect provides 12 months of access to new software updates as they become available
- After the first 12 months purchased, the TPMS4U update will allow software updates for a 12-month time period
- Works with the following aftermarket programmable sensors: Alligator® sens.it®, BWD® Standard® QWIK-SENSOR™, Dorman® DIRECT-FIT, EZ-sensor®, Dynamic™ DVT Pro Select™, Hamaton® UPro, Huf® IntelliSens®, NAPA® Echlin® QWIK-SENSOR™, Orange SIMPLE SENSOR® and Steelman® Select Sensor
- Technical Support US: 844-349-8767; Canada 855-455-8767



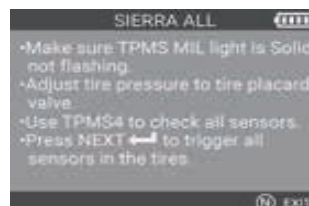
TPMS4



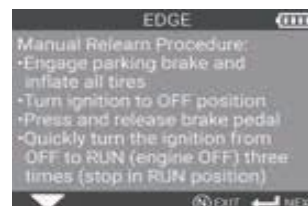
Checks TPMS Sensors
Checks sensors and determines if replacement is needed. Captures sensor data including PSI, ID, temperature and battery status.



Relearn TPM Vehicle Systems
Provides vehicle-specific reset procedures when tires have been changed or rotated.



Tire Rotations
Quickly registers new sensor locations after tire rotation..



Sensor Replacement
Guides TPM system relearns following sensor replacement..

Tire Pressure Monitoring System (TPMS) Tool Kits

- High-quality, reliable and accurate torque wrench and torque driver are included
- Complete set; all tools and accessories to work on most vehicle makes/models
- Includes a storage tray for tools and torque products



TPMS500

TPMS500 16 pc TPMS (in-lb)

- Torque driver is dedicated for most the popular torque settings: 4, 12 and 35 in-lb
- Torque wrench covers 40–200 in-lb
- QD1R200 also includes a plastic storage case



TPMSN500

TPMSN500 16 pc TPMS (Nm/Ncm)

- Torque driver is dedicated for the most popular torque settings: 4 in-lb (45 Ncm), 12 in-lb (135 Ncm) and 35 in-lb (395 Ncm)
- Torque wrench covers 5–25 Nm
- QD1RN25A also includes a plastic storage case



TPMS300

TPMS300 15 pc TPMS (in-lb/Ncm)

- Torque driver is dedicated for the most popular torque settings: 4 in-lb (45 Ncm), 12 in-lb (135 Ncm) and 35 in-lb (395 Ncm)
- This set is intended for users that already own a 1/4" drive torque wrench



- Read and follow all safety messages and instructions
- Read safety precautions on pages W1 to W4

TIRE AND WHEEL: TIRE PRESSURE MONITORING SYSTEM



TPMS3BOX

TPMS Tools

TPMS3BOX TPMS Sensor Bench Tester

- Tests TPMS sensors without having to mount in a tire/wheel assembly
- Pressurizes the sensor to simulate actual conditions
- For use with Tire Pressure Monitoring System tools
- Saves time in mounting/dismounting the tire

TPMS3U TPMS3 Software Update

- Includes up to the current model year vehicle coverage: sensor testing, relearn procedures and ECU sensor ID registration
- Troubleshooting menu option assists the technician diagnosing the TPMS
- Improved menu navigation with guided symptom-based TPM sensor tests and system relearn procedure
- Added ECU unlock for Toyota®, Lexus® and Scion® vehicles that have a TPMS dash-reset button
- Part number lookup for OEM and aftermarket sensors
- Software purchase allows user to access new updates for a period of 12 months

TPMS3PRG Programmable Sensor Add-on Package

- Programs aftermarket tire pressure sensors
- Used for replacing a sensor with low battery life or one that is non-functioning
- Reduces sensor inventory costs—one sensor covers multiple vehicle applications
- Use to install a duplicate set of sensors in a summer/winter set of tires
- Consists of a 2 GB microSD® card, along with a registration certificate
- Registration certificate contains a code that is entered into webTPM and allows access to sensor programming functionality
- Requires TPMS3 software version CS2-02 or newer to install TPMS3PRG
- TPMS3PRG is a one-time activation to program aftermarket TPM sensors
- Works with the following aftermarket programmable sensors: Alligator® sens.it®, BWD® Standard® QWIK-SENSOR™, Dorman® DIRECT-FIT, EZ-sensor®, Dynamic™ DVT Pro Select™, Hamaton® UPro, Huf® IntelliSens®, NAPA® Echlin® QWIK-SENSOR™, Orange SIMPLE SENSOR® and Steelman® Select Sensor



TPMS3U



TPMS3PRG



TPMS4U

TPMS4U TPMS4 Software License

- Includes up to the current model year OE vehicle coverage, with the addition of new vehicle protocols, increased sensor testing coverage and new relearn procedures
- Added current model year new vehicle platform coverage, such as Chrysler® 300, BMW®, Honda®, Lincoln®, Lexus®, Mazda®, Mercedes-Benz®, Sprinter®, Mitsubishi®, Subaru® and Toyota®
- New aftermarket sensor addition the MAX T.O.T.A.L. Gen 2 Sensor
- Updated aftermarket sensor coverage for the following sensors: Alligator® Sens.it®, Schrader® EZ sensor®, HUF® Intellisens® UVS and ECS, Hamaton® U-Pro, Mobiletron®, Orange Universal, BWD® Standard QWIK-SENSOR™, NAPA® QWIK-SENSOR™, Steelman® Select, PDQ Programmable, MAX T.O.T.A.L Gen 1 Sensor; Dynamic Pro-Select and Mobiletron® Universal
- Part number lookup for OEM and aftermarket sensors
- Trailer TPMS coverage: TPMS by Dill Valve and Retrofit by Schrader®
- Provides the user with a registration code to download the update through TPMSconnect portal
- Software purchase allows the user to access new updates for a period of 12 months



QDTPMS

QDTPMS Valve Core Torque Tool

- Specifically designed to be used as a core remover and precise installer for TPMS tire valves to eliminate risk of damaging expensive TPMS sensors
- Preset to 4 in-lb to prevent over- or under-torquing
- Preset torque setting also helps prevent valve core leaks that lead to low tire pressure and TPMS alerts



S61112

S61112 1/4" Drive 6-Point Metric 11 and 12 mm TPMS Flip Socket

- Manufactured from special alloy steel, precision forged and heat treated for optimum strength and durability
- Requires a 1/4" drive extension
- Used to remove and install clamp-in-style TPMS sensors—combined with a torque wrench, this socket allows the technician to precisely install clamp-in-style TPMS sensors



SDMV208

SDMV208 Tire Valve Bit

- Designed for use with all Snap-on® ratcheting screwdrivers
- Similar to what is covered by the TR107A, TR108, TR1170 screwdrivers
- 1/4" Hex insert bit, 1" length

TIRE AND WHEEL: TIRE PRESSURE MONITORING SYSTEM

TPMS Tools

VSC4KT ‡ 4 pc TPMS Valve Stem Cap Set (Blue-Point®)

- Quickly evacuates air without removing valve cores
- Used for replacing a standard-sized valve cap, will depress the valve stem for rapid deflation
- Return the wheels to the original position without resetting the TPMS
- Caps are clearly marked for easy identification for the reinstall
- Blue anodizing makes the caps easily visible on most rims or tires
- Knurling provides a sure grip even in greasy situations
- Back side of the tool allows for valve cap storage while the tools are in use
- Vinyl holder is included to keep valve stem caps together when not in use
- Includes (4) valve stem caps

VSC4KT-1 TPMS Valve Stem Cap

VSC4KT-2 TPMS Valve Stem Cap

VSC4KT-3 TPMS Valve Stem Cap

VSC4KT-4 TPMS Valve Stem Cap



VSC4KT



VSC4KT-1

TIRE AND WHEEL: TIRE PRESSURE GAUGES

Dial Type Pressure Gauges

TPRG60 ‡ TPMS/Racing Tire Gauge (Blue-Point®)

- Ideal for applications requiring precise readings, such as TPMS gauge testing and performance driving
- PowerFlex® movement is both durable and accurate
- ±1% accuracy

TPG15 ‡ Low-Pressure Tire Gauge (Blue-Point®)

- Low-pressure gauge for ATVs, lawnmowers, motorcycle fork tubes and more
- Unique design offers superior shock resistance: movement from socket is isolated, reducing effects of shock
- Silicone-dampened gears and enhanced vibration-dampening design cushion movement for extended gauge service
- Clear, concise, easy-to-read 1–15 PSI gauge displays in 1/4 PSI increments
- ±1% accuracy

PG160 ‡ Dial Type Pressure Gauge (Blue-Point®)

- Calibrated in 2 PSI increments from 10–160 PSI
- 2-1/2" dia. dial gauge with shock-resistant gauge movement
- 12" flex for hard-to-reach valves (16" with chuck)
- Bleeder valve relieves excess pressure to achieve proper inflation
- Dual foot chuck; 1% accuracy

PG60 ‡ Dial Type Pressure Gauge (Blue-Point®)

- 12" flex hose and bleeder valve
- 1% accuracy
- Swivel angle chuck
- Dual scale pressure range 60 PSI (410 kPa)
- Ideal for automobile and light truck service



TPRG60



TPG15



PG160



PG60



- Do not exceed rated pressure
- ‡These products can expose you to chemicals which are known to the state of California to cause cancer and reproductive harm. See pages 906-907 for details.
- Read safety precautions on pages W1 to W4

TIRE AND WHEEL: TIRE PRESSURE GAUGES/INFLATORS



TGIFS1



TIF160



TPGIF1600A



TIFHD160



TPGDL1000C

Inflators

TGIFS1 ‡ 20–160 PSI Tire Gauge Inflator

- Snap-on® exclusive design
- Heavy-duty billet-machined aluminum body for durability
- Dual-swivel-point hose for ease of use/accessing tight areas
- 20–160 PSI range
- Modular design for easy replacement of worn parts
- Double sealed scale avoids contamination from the air supply
- ±1% accuracy

TIF160 ‡ Tire Pressure Gauge/Inflator (Blue-Point®)

- 1% accuracy allows for use on vehicles equipped with TPMS sensors
- Shorter hose and body length make this gauge ideal for use on cars and light trucks
- Rugged dial and plunger-style mechanism preserve gauge accuracy when dropped
- Stainless steel braided hose
- 6–160 PSI (60–1,100 kPa) range
- Lifetime warranty

TPGIF1600A ‡ Tire Gauge and Inflator (Blue-Point®)

- In 2 lb increments from 10–120 PSI
- 1/4" FNPT air inlet fitting
- Swiveling hose for easy gauge positioning
- Zinc body with heavy-duty brass valves
- Easy-to-read sight glass featuring PSI and kPa readings
- ±1% accuracy

TIFHD160 ‡ Truck Tire Inflator (Blue-Point®)

- Inflates heavy-duty truck tires quickly and safely
- 6–160 PSI (40–1100 kPa) range
- Includes a 14" dual foot budd chuck with locking threads
- High-quality 48" extended rubber hose (tested to 300 PSI)
- 1/4" NPT brass fitting for inlet air connection
- 360° swiveling gauge for easy reading
- Rubber gauge guard for added shock resistance
- Rugged geared gauge construction for added durability (not bourdon tube like most dial gauges)
- 48" hose and chuck allow a tire technician to stand outside of the trajectory zone as noted in OSHA1910.177 standards, servicing multi-piece and single piece rim wheels (sufficient length of hose is required between the chuck and valve)

TPGDL1000C ‡ Digital Inflator with Coated Hose (Blue-Point®)

- In 0.1 PSI increments from 5–150 PSI
- Vinyl-coated, braided stainless steel hose for increased strength, flexibility and protection from scratching
- Backlit display, with PSI, kPa, bar and kg/m²
- Includes dual-foot and clip-on chucks
- 1/4" NPT hose ends for easy use with any open chuck
- Three-position trigger allows the user to quickly read, inflate and bleed off tire pressure with one hand
- Rubber body prevents damage when dropped



TPGD150



TPGDL150

Digital Tire Pressure Gauges


TPGD150 ‡ Digital Tire Pressure Gauge (Blue-Point®)

- In 0.5 PSI increments from 5–150 PSI
- Flexible 11" braided hose with dual foot chuck helps access hard-to-reach tire valves
- Black ribbed gauge guard provides a sure gripping surface and helps protect the gauge if dropped
- Auto shut-off extends the battery life
- 1% accuracy

TPGDL150 ‡ Digital Tire Pressure Gauge (Blue-Point®)

- Backlit for easier measurement reading
- Auto shut-off extends the battery life
- 5–150 PSI reading
- Shockproof rubber guard to prevent damage when dropped
- Molded finger grips for added comfort
- Heavy die-cast faceplate
- Includes a steel belt clip and batteries
- ±1% accuracy

TIRE AND WHEEL: TIRE PRESSURE GAUGES



Pencil Tire Pressure Gauges

PGP20 † Pencil Tire Pressure Gauge (Blue-Point®)

- 20 PSI pencil gauge for low-pressure applications
- 0.5 PSI accuracy for the full range of scale
- Laser-engraved barrel
- Full metal body construction
- Pocket clip holds the gauge securely in a pocket
- Ideal for ATVs and riding mowers

PGPS50GB † Master's Choice Pencil Tire Pressure Gauge in Solid Maple Box

- Durable brass construction promotes longevity and resists corrosion
- ±1% accuracy exceeds ANSI® standards and allows for use on vehicles with TPMS sensors
- Dual scale measures from 5–50 PSI and from 34.4–344.7 kPa
- Solid-maple box protects and showcases this high-quality gauge

PGPS50 † Master's Choice Pencil Tire Pressure Gauge

- Tire pressure gauge only
- ±1% accuracy exceeds ANSI® standards and allows for use on vehicles with TPMS sensors
- Dual scale measures from 5–50 PSI and from 34.4–344.7 kPa

PGPS50-BOX Master's Choice Box (Solid Maple)

- Wooden box only

TGS1 † Sight Glass Test Gauge

- Accurate enough to use for TPMS applications
- Rugged sight glass design for better durability and readability
- 1% Master Gauge Accuracy, with certificate of accuracy included
- Durable billet machined 6061-T6 aluminum body
- Dual-foot Budd chuck
- 10–160 PSI
- Unique comfort grip for easy use
- Can be calibrated in the field (instruction included)

PGP120 † Pressure Gauge (Blue-Point®)

- Calibrated in 2 PSI increments from 10–120 PSI and in 10 kPa increments from 100–800 kPa
- Chrome body
- 1% gauge accuracy
- 5-3/4" long

PGP45LQ † Air Liquid Pressure Gauge (Blue-Point®)

- Calibrated in 1 PSI increments from 5–45 PSI
- Can be used on any standard or liquid solution-filled tires
- Spring retracts into the gauge, causing a pump action to expel tire liquid
- Chrome body
- 1% gauge accuracy
- 5-15/16" long

PGP50 † Pencil Tire Pressure Gauge (Blue-Point®)

- Calibrated in 1 PSI increments from 5–50 PSI and 5 kPa increments from 50–350 kPa
- Chrome body
- 1% gauge accuracy
- 5-3/4" long

PGPL150 † Pencil Tire Pressure Gauge (Blue-Point®)

- Calibrated in 2 PSI increments from 10–150 PSI
- Straight dual-foot for Budd-style truck tires
- 30° angle reverse foot assists in hard-to-reach areas
- Includes a hanging clip
- Chrome body
- 1% gauge accuracy
- 12" long

PGP150LB † Large Bore Tire Pressure Gauge (Blue-Point®)

- Gauge has a working range of 10–150 PSI (80–1,020 kPa)
- Full Scale accuracy within 1%
- Durable chrome-plated brass construction
- Calibrated in 2 PSI increments
- 7-1/2" long

AIR CHUCKS



GAOC356



GAOC460



TPDFOC14



TPLOC2

Open Air Chucks

FOR USE ON INFLATORS ONLY. DO NOT USE ON AIR LINES.

GAOC356 † Dual-Foot Air Chuck (Blue-Point®)

- 1/4"-18 female NPT with 5/8" hex nut
- Straight foot works well on Budd-style wheel rims
- 30° angle reverse foot is helpful in limited-access situations
- 6-1/2" long

GAOC460 † Dual-Foot Air Chuck (Blue-Point®)

- 1/4"-18 female NPT
- 6-1/8" long

TPDFOC14 † Long-Reach Dual-Foot Air Chuck (Blue-Point®)

- 14" long-reach dual chuck
- Straight-on chuck with 30° reverse chuck
- All metal components
- Works well for reaching dual-wheel truck tires
- Compatible with Snap-on® and Blue-Point® inflators

TPLOC2 † Heavy-Duty Air Chuck (Blue-Point®)

- 1/4" NPT open-style air chuck
- Heavy-duty coupling-style teeth for a secure lock on all tire valves
- Full-metal one-piece construction for added durability
- Secure connection to all standard sized Schrader valves found on cars, trucks, motorcycles, RVs, and light-duty tractors
- For use on tire inflators



- Do not exceed rated pressure
- †These products can expose you to chemicals which are known to the state of California to cause cancer and reproductive harm. See pages 906-907 for details.
- Read safety precautions on pages W1 to W4

AIR CHUCKS



GA356B



GA460B



GA296B



GA358B



GA359B



YA173B



TPDF14A



TPLBC



TPLBLC



TPCLRA

Closed Air Chucks

FOR USE WITH AIR LINES ONLY. DO NOT USE ON INFLATORS.

GA356B ‡ Dual-Foot Air Chuck (Blue-Point®)

- 1/4"-18 female NPT with 5/8" hex nut
- Straight foot works well on Budd-style wheel rims
- 30° angle reverse foot is helpful in limited-access situations
- 6-1/2" long

GA460B ‡ Dual-Foot Air Chuck (Blue-Point®)

- 1/4"-18 female NPT
- 6-1/8" long
- Maximum rating is 150 PSI
- For use with air lines only, do not use on inflators

GA296B ‡ Angled Air Chuck (Blue-Point®)

- 1/4"-18 female NPT
- Rubber gasket is included
- Maximum rating is 150 PSI

GA358B ‡ Instinct® Handle Air Chuck

- Features a comfortable Instinct® screwdriver-style handle
- Thread size of 1/4" NPT
- 7" overall length
- Maximum rating is 150 PSI

GA359B ‡ Instinct® Handle Air Chuck Dual Foot

- Features a comfortable Instinct® soft-grip screwdriver handle
- Dual-foot chuck easily accesses hard-to-reach inner tandem wheels
- 30° reverse angle chuck can be used on outside tires
- Thread size of 1/4" MNPT
- 12" overall length

YA173B ‡ Clip-On-Style Angled Air Chuck (Blue-Point®)

- 1/4"-18 female NPT
- Spring-loaded, trigger-operated valve stem clip
- Maximum operating pressure is 200 PSI

TPDF14A ‡ Long-Reach Dual-Foot Air Chuck (Blue-Point®)

- 14" long-reach dual chuck
- Straight-on chuck with 30° reverse chuck
- All-metal components
- Works well for reaching dual-wheel truck tires
- Compatible with Snap-on® and Blue-Point® inflators

TPLBC Large-Bore Air Chuck

- Heavy-duty air chuck for large-bore tires
- Closed chuck for use on live air lines
- 175 PSI maximum working pressure
- Durable brass body with a plated finish
- 1/4" FNPT

TPLBLC Clip-On-Style Large Bore Air Chuck

- Heavy-duty lock-on air chuck for large bore tires
- Closed chuck for use on live air lines
- Locking collar for a secure valve stem connection
- 175 PSI maximum working pressure
- Durable brass body with a plated finish
- 1/4" FNPT

TPCLRA Right-Angle Air Chuck

- Low-profile right-angle design easily accesses hard-to-reach valve stems
- Ideal for motorcycles and ATV tires
- Closed chuck for use on live air lines
- 175 PSI maximum working pressure
- Durable brass body with a plated finish
- 1/4" FNPT

TREAD DEPTH TOOLS



TDG1



TDG2

Tread Depth Gauges

TDG1 ‡ Tread Depth Gauge (Blue-Point®)

- Sliding gauge is colored coded, making it easy to identify when it is time for a new tire
- Measures to a depth of 1" in 1/32" increments
- Plastic body with an aluminum probe and sliding gauge
- Includes pocket clip

TDG2 ‡ Dial-Type Tread Depth Gauge

- Oversized dial allows for much easier reading than stick-type tread depth gauges
- Geared interior movement for increased ruggedness
- Reads in 1/32" increments and has a color-coded dial design

VALVE CORE TOOLS



Valve and Stem Tools

- Durable alloy steel for long life
- Specialized heat treatment for consistent quality
- Precision-milled tip geometry for optimal fastener engagement

TR107A* Tire Valve Tool

- Designed to install and remove standard tire valve cores
- Larger screwdriver-style handle
- Comfortable, durable acetate handle
- 6-1/4" long

TR108 Tire Valve Core Tool

- Designed to install and remove standard tire valve cores
- Larger screwdriver-style handle
- Comfortable, durable acetate handle
- 4-3/4" long

TR109 Valve Core Tool

- Used to remove or replace valve cores on A/C systems (large bore)
- 6-3/4" long

TR1170 Valve Core Remover/Installer Tool

- Designed to install and remove standard tire valve cores
- 6-1/4" long

VT14 Universal Valve Core Tool (Blue-Point®)

- Double-ended bit removes and installs large and small valve cores
- Double-ended wrench in the tool body reverses to fit both large and small valve cores
- Cup end removes valve caps

GA143C Valve Core and Stem Tool (Blue-Point®)

- Four-function tool inserts and removes cores, taps inner stem threads and chases outer threads
- 1-7/8 x 13/16"

VT1B ‡ Valve Stem Puller

- Vinyl spacer protects rims
- Simplifies inserting any tubeless tire valve
- Swivel head screws onto the cap thread of the tire valve
- Handle is used as a lever to pull the tire valve into the rim hole

Colors Available



* R O G
ADD SUFFIX TO STOCK NUMBER
FOR SPECIAL COLORS

TIRE AND WHEEL: WHEEL TORQUE TOOLS

Torque Extensions

- Help eliminate over-torqued lug nuts, broken or damaged studs and distortion of rotors, drums and wheels
- Color-coded low friction sleeve for quick reference
- Cold-formed special-alloy steel for greater accuracy and strength
- 1/2" male and female square drive for use with the appropriate impact socket
- Female square drive is designed for improved retention on impact wrenches
- Male square drive has a friction ring for secure socket retention

Stock No.	Color	Torque Limit, ft-lb	
TSKT65A	Yellow	65	•
TSKT80A	Blue	80	•
TSKT100A	Gray	100	•
TSKT120A	White	120	•
TSKT140A	Teal	140	•

Set
Contains:

305TSKTA



305TSKTA

Set shown includes storage case.



- Read and follow all safety messages in instructions
- Check final torque on lug nuts with a torque wrench
- ‡These products can expose you to chemicals which are known to the state of California to cause cancer and reproductive harm. See pages 906-907 for details.
- Read safety precautions on pages W1 to W4

TIRE AND WHEEL: LUG/RETAINING NUT SOCKETS

Lug Nut Sockets

LSR1500 Standard/Twist Wheel

Flip Socket Set (Blue-Point®)

- (6) sockets for use on the most popular lug nut sizes: 17 mm, 19 mm, 3/4", 21 mm, 13/16" and 7/8"
- 6-point Flank Drive® wrenching system at one end and a six-fluted twist socket for removal of damaged wheel lugs at the other end
- Socket flips when encountering a damaged head
- Knurling identifies the twist socket end
- Sockets and 3-1/2" extension are all 1/2" drive for use with hand drivers or impact wrenches
- Black oxide finish
- Includes a storage case



LSR1500

LSR2000 3 pc 1/2" Square Drive Thin Wall Wheel Flip Socket Set (Blue-Point®)

- Covers the four most popular lug nut sizes: 3/4 and 13/16", 7/8 and 15/16" and 19 and 21 mm
- Flank Drive® wrenching configuration
- 1/2" square drive is located at the center of the socket
- For use with a hand driver or impact wrench
- Includes (2) lug nut sockets and a 3-1/2" extension
- Black industrial finish
- Includes a storage case



LSR2000

LSR2000PLUS 3 pc 1/2" Square Drive Lug Nut Flip Socket Set (Blue-Point®)

- Includes (3) lug nut flip sockets: 3/4 and 13/16", 7/8 and 15/16" and 19 and 21 mm
- All sockets are 3" long
- 1/2" square drive is located at the center of the socket
- Use with a hand driver or impact wrench
- Includes a storage case
- Black industrial finish on all components
- Requires the use of optional LSR1000EXT extension (not included)



LSR2000PLUS

LSR2500 Lug/Lock Flip Twist Socket Set (Blue-Point®)

- Quickly and easily remove damaged wheel lugs (six-flute end) or damaged wheel locks with damaged or lost keys (12-flute end)
- 1/2" square drive is located at the center of the socket
- Used with a hand driver or impact wrench
- Includes LSR2501 and LSR2502 lug/lock sockets and a 3-1/2" extension in a custom case
- Black industrial finish



LSR2500

LSR2500PLUS 3 pc 1/2" Square Drive Lug/Lock Flip Twist Socket Set (Blue-Point®)

- Quickly and easily remove damaged wheel lugs (six-flute end) or damaged wheel locks with damaged or lost keys (12-flute end)
- 1/2" square drive is located at the center of the socket
- Uses with hand driver or impact wrench
- Includes (3) lug/lock sockets
- Black industrial finish
- LSR1000EXT is an optional 3" extension for the set
- Includes a storage case



LSR2500PLUS

LSRM2000 Metric Flip Socket Set (Blue-Point®)

- Includes LSR1580 and LSR1450 sockets plus the LSR1000-EXT 3" extension
- Designed for 2005—later vehicles
- Includes 17 mm, 19 mm, 21 mm and 22 mm sizes
- Applications: Dodge® RAM® 1500, Dodge® SRT-10, Honda® Odyssey®, Land Rover® L3, Range Rover® and Sport, Lexus® LX470 and Toyota® Land Cruiser® vehicles



LSRM2000

LSR1150 1/2" Square Drive SAE 3/4 and 13/16" Thin Wall Wheel Flip Socket (Blue-Point®)

- Thinwall wheel flip socket covers 3/4 and 13/16" wheel lug sizes
- For use with a hand driver or impact wrench
- 3" long



LSR1150

LSR1250 1/2" Square Drive Metric 19 and 21 mm Thin Wall Wheel Flip Socket (Blue-Point®)

- Thinwall wheel flip socket covers 19 and 21 mm wheel lug sizes
- For use with a hand driver or impact wrench
- 3" long



LSR1250

LSR1580 1/2" Square Drive Metric 21 and 22 mm Thin Wall Wheel Flip Socket (Blue-Point®)

- Thinwall wheel flip socket covers 21 and 22 mm wheel lug sizes
- For use with a hand driver or impact wrench
- Requires the use of optional LSR1000EXT extension
- 3" long



LSR1580

LSR1560 Flip Socket (Blue-Point®)

- 7/8" and 1" socket size: 3" long
- For use with a hand driver or impact wrench
- Expands LSR2000 and LSR2000PLUS sets
- Requires use of the LSR1000EXT extension (not included)
- 1/2" square drive is located at the center of the socket
- Applications: (7/8") Chevy®, GMC® vans, Dodge® Ram® 1500, Ford® E-250/E-350, Ford® Super-Duty, Hummer® H1, Lincoln® Blackwood®, Lexus® LX470, Toyota® Land Cruiser, Jaguar® XJ Series, (7/8 and 1") Chevy®/GMC® pickups and SUVs, (1") Plymouth® 1 ton vans



LSR1560

LSR1570 Flip Socket (Blue-Point®)

- 15/16 and 1-1/16" socket size: 3" long
- For use with a hand driver or impact wrench
- Expands LSR2000 and LSR2000PLUS sets
- Requires use of the LSR1000EXT extension (not included)
- 1/2" square drive is located at the center of the socket
- Applications: (15/16") Dodge® Ram® 2500, 3500, (1-1/16") Land Rover®, Range Rover® Discovery II, Ford® E-300/E-350, Ford® F-300/F-350



LSR1570

LSR1450 Thin Wall Wheel Flip Socket (Blue-Point®)

- Covers 17 and 19 mm wheel lug sizes
- Flank Drive® wrenching configuration
- 1/2" square drive is located at the center of the socket (requires optional extension LSR1000EXT)



LSR1450

- Ideal companion to the LSR2000 and LSR2000PLUS
- Black industrial finish
- Major O.D.: 1.03" (26.3 mm)
- Minor O.D.: 0.94" (23.9 mm)
- Length: 3" (76.2 mm)

LSR2501 Lug/Lock Flip Twist Socket (Blue-Point®)

- 3/4" (19 mm) twist socket quickly and easily removes damaged wheel lugs (six-flute end) or damaged wheel locks with damaged or lost keys (12-flute end)
- For use with a hand driver or impact wrench
- Black industrial finish
- 2-5/8" overall length



LSR2501

LSR2502 Lug/Lock Flip Twist Socket (Blue-Point®)

- Same as LSR2501 except in 7/8" size



LSR2502

LSR2503 Lug/Lock Flip Twist Socket (Blue-Point®)

- Same as LSR2501 except in 17 mm size



LSR2503

TIRE AND WHEEL: LUG/RETAINING NUT SOCKETS



Lug Nut Sockets

TSR1000 Lug Nut Socket Set (Blue-Point®)

- Includes TSR500 and TSR600 Lug Nut Sockets, plus YA1005-7 Extractor Punch
- TSR500 is for use on late-model OEM and aftermarket lug nuts
- Dual-sided design allows for use on 3/4", 13/16", 19 mm and 21 mm lug nuts
- TSR600 removes most locking lug nuts and has a two-in-one flip socket design
- For use with 1/2" drive tools
- Fluted socket design provides extra grip

2003LN 3 pc 1/2" Drive Double-Ended Lug Nut Socket Set

- Includes (2) double-ended lug nut sockets and a 3" extension bar

TSR1230 Lug Nut Removal Socket Set (Blue-Point®)

- Includes TSR1240, TSR1250, TSR1260 and TSR1270 Dual Flip Sockets, plus a YA1005-7 Extractor Punch in a custom vinyl bag
 - Works great on lugs that are rusted or have missing caps
- ### YA1005C Locking Lug Nut Removal Kit (Blue-Point®)
- Removes locking lug nuts and locking hubcaps on most vehicles, including the new Chrysler® hubcap locks
 - Updated set includes a new turbo lug nut socket to easily remove damaged 3/4", 13/16", 19 and 21 mm lug nuts
 - Tapered swirl in the socket bites into a damaged lug nut for quick removal
 - Intended for hand use only except for the turbo lug nut socket, which should be used with an impact wrench

A98A 1/2" Square Drive 6-Point SAE Lug Nut Socket

- 1/2" square drive is recessed between (2) six-point wrench openings: 3/4" and 13/16"
- 2-3/4" long, 13/16" dia

A98M 1/2" Square Drive 6-Point Metric Lug Nut Socket

- 1/2" square drive is recessed between (2) six-point wrench openings: 19 and 21 mm
- 2-3/4" long, 13/16" dia

DW402C 3/4" Drive 6-Point SAE 1-1/4" Dayton Lug Nut Impact Socket

- For use with socket retainers

SLSM1922A 1/2" Drive 19/22 mm Impact Flip Socket

- Used to remove 19 and 22 mm lug nuts and bolts on a wide range of vehicles
- Manufactured from special steel with a higher alloy content
- Precision machined and heat treated for optimum strength and durability
- 1/2" drive socket employs Flank Drive® technology with a single hex design on both ends
- Industrial finish helps protect against corrosion

TSR1240 Lug Nut Removal Socket (Blue-Point®)

- 21 mm/21.5 mm socket for use in Chrysler® and Dodge® applications

TSR1250 Lug Nut Removal Socket (Blue-Point®)

- Dual flip 1/2" drive impact socket design
- Removes lug nuts with missing or distorted caps
- 19.5 mm side fits distorted 19 mm chrome caps found on many GM® and Chrysler® vehicles
- 18.5 mm side fits rusted lug nuts missing chrome covers

TSR1260 1/2" Drive Metric 22 and 22.5 mm Dual-Flip Lug Nut Removal Impact Socket (Blue-Point®)

- Works great on lugs that are rusted or have missing caps
- For use on Dodge® 16-17" aluminum wheels

TSR1270 Lug Nut Removal Socket (Blue-Point®)

- 1-1/16"/27.5 mm socket for use in Range Rover® and Land Rover® applications

TSR500 Lug Nut Remover Socket (Blue-Point®)

- For use on late-model OEM and aftermarket lug nuts
- Dual-sided design for use on 3/4", 13/16", 19 and 21 mm lug nuts
- For use with a 1/2" drive impact wrench
- Fluted socket design helps remove stubborn lug nuts
- Includes an extractor punch

TSR600 Locking Lug Nut Socket (Blue-Point®)

- 1/2" square drive is located in the center of the socket
- Included pin dislodges lug nut if it is wedged in the socket
- Removes most locking lug nuts and has two-in-one flip socket design
- For use with an impact wrench
- Fluted for extra grip

TSR700 Lug Nut Remover Socket (Blue-Point®)

- For use on late-model OEM and aftermarket lug nuts
- Dual-sided design for use on 7/8", 1", 22 and 25 mm lug nuts
- For use with a 1/2" drive impact wrench
- Six-flute socket design helps remove the most stubborn hex lug nuts

TSR800 Lug Nut Remover Socket (Blue-Point®)

- For use on late-model OEM and aftermarket lug nuts
- Dual-sided design for use on 7/8", 1", 22 and 25 mm lug nuts
- For use with a 1/2" drive impact wrench
- Six-flute socket design helps remove the most stubborn hex lug nuts

YA1005-7 Punch

- Pin is used to dislodge a lug nut if it is wedged in the socket



• Read safety precautions on pages W1 to W4

TIRE AND WHEEL: LUG/RETAINING NUT SOCKETS



STXL80E

Wheel Stud Sockets

STXL80E 1/2" Drive TORX® T80 Long Bit Socket Driver

- Bit design is longer for removing and installing wheel studs without damaging the rims
- Cold-formed socket for a strong, durable tool
- Chrome plating resists corrosion and cleans easily
- Uses STXL80E2 Replacement Bit



203FLSM

Lug Nut Sockets, 3/8" Drive

Stock No.	Square Drive, inches	Wrench Size, mm	Overall Length, inches
FLS2426	3/8	3/4 and 13/16	3
FLSM1719	3/8	17 and 19	3
FLSM2122	3/8	21 and 22	3

203FLSM 3 pc 3/8" Drive Lug Nut Socket Set

- Includes FLSM1719 (17/19 mm), FLSM2122 (21/22 mm) Metric Flip Lug Nut Sockets and an IMX31 Impact Extension

SIMML210 Lug Nut Socket

- Long socket is designed to fit lug nut applications where an extension is needed
- Flank Drive® wrenching configuration grips the fastener on the flanks/flats, increasing the torque by up to 15-20%
- Forged from tough alloy steel to increase safety and are heat treated to a lower hardness to add impact resistance and ductility
- 1 pc design



SIMML210

Lug Nut Sockets, Magazine Loading

- Allows easy multiple lug nut removal of up to five lug nuts at a time
- Eliminates rolling or lost lug nuts and wasted motion
- Ideal for use in tire and brake shops
- Adjust type 9, 12 and 16 cu-in air chambers that are equipped with 1/2 to 20" threaded rod and 3/4" nut



LMS24

Stock No.	Wrench Size	Square Drive, inches	Outside Dia., inches	Overall Length, inches
LMS24	3/4" (19 mm)	1/2	1	5-5/16

Wheel Lock Sockets

LSR1000A Wheel Lock Removal Socket Set (Blue-Point®)

- Easily removes most lug nuts and wheel locks on most US and import passenger vehicles and light trucks
- For use with a hand driver or impact wrench
- Some sockets cover specific GM®, Ford® and Chrysler® applications
- Set includes (11) sockets, extension and an extractor punch in a storage case



LSR1000A



IMX32B

Extensions/Snap Ring Retention, Industrial

IMX32B 1/2" Drive 3" Snap Ring Impact Extension

- Snap-on® impact extensions are heat treated to optimize impact service life with a lower hardness and able to withstand repeated cycling loads of impact wrenches
- Snap-on uses a proprietary blend of special alloy steel that provides long life and great strength

Torque Wrenches

BRUTUS3R300 1/2" Drive Adjustable Click-Type Torque Wrench (60-300 ft-lb)

- Expanded range allows extended coverage with the 1/2" drive tool servicing a majority of vehicles and large pickup trucks
- Gives the user additional range in applying torque and angle on high-torque applications
- Stamped scale (ft-lb) offers better permanency and visibility
- Features heavy-duty components; thicker diameter main tube, cam and internal components for strength and durability
- Accuracy is ±6% CW and CCW



BRUTUS3R300

ISO/IZO Ratchet Head Inserts




IZFRAT9X12

IZLRAT14X18

Stock No.	Description	Square Drive inches (mm)	Width, mm	Insert Size, mm	Max Recommended Working Torque, N•m
IZTRAT9X12	ISO/IZO Ratchet Head Inserts	1/4 (6)	37	9 x 12	25
IZFRAT9X12	ISO/IZO Ratchet Head Inserts	3/8 (10)	38	9 x 12	160
IZSRAT9X12	ISO/IZO Ratchet Head Inserts	1/2 (13)	38	9 x 12	160
IZSRAT14X18	ISO/IZO Ratchet Head Inserts	1/2 (13)	40	14 x 18	265
IZLRAT14X18	ISO/IZO Ratchet Head Inserts	3/4 (19)	40	14 x 18	960

TIRE AND WHEEL: LUG/RETAINING NUT SOCKETS



Wheel Hangers

Allow faster, safer and easier balancing of wheels when attempting to insert and tighten wheel bolts.

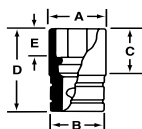
Set Contains: **WHS4**

Stock No.	Thread Size	Hex Size, mm	Applications	
WHM1	M12 x 1.5	10	Mercedes-Benz®, BMW®, MINI®, Cadillac® Catera and Chrysler® Crossfire	•
WHS1	M14 x 1.5	15	Current Mercedes-Benz®, Current Dodge® Sprinter® Trucks, 2002–2004 Freightliner® Sprinter® Trucks	
WHV1	M14 x 1.5	10	Volkswagen®, Audi®, Mercedes-Benz® ML Class, BMW® 7 and X5 Series and Porsche®	•
WHB1	M14 x 1.25	10	2009–Current BMW® and MINI® Vehicles	•
WHD1	M12 x 1.25	10	2012–2014 Dodge® Dart, 2015 Chrysler® 200 and 2014 Jeep® Cherokee® Vehicles	•
WHM2	M12 x 1.5	10	Mercedes-Benz® and BMW®	
WHS2	M14 x 1.5	15	Dodge® Sprinter® and Freightliner®	
WHV2	M14 x 1.5	10	VW®/Audi®	
WHP1	M16 x 1.5	15	2015–2016 Dodge® ProMaster Van	

TIRE AND WHEEL: AXLE NUT SOCKETS



305SIMMY



305SIMMY

Deep, mm

Set Contains:

Stock No.	Size, mm	A	B	C	D	E	
SIMM290	29	41.3	41.3	71.6	88.9	21.3	•
SIMM300	30	42.9	42.9	71.6	88.9	21.6	•
SIMM340	34	49.3	49.3	72.8	88.9	22.6	•
SIMM350	35	50.8	50.8	72.8	88.9	22.9	•
SIMM360	36	50.8	50.8	72.8	88.9	22.9	•

1/2" Square Drive

Used with a torque wrench to service truck wheel bearing lock nuts.



ANS1938

Stock No.	Nominal Size	Style
ANS1937*	2-1/2"	6-Point
ANS1938	2-3/4"	6-Point
ANS1939*	2-3/8"	6-Point

*Fits special "rounded" hex nuts on Dana® axles of some Ford® trucks.

3/4" Square Drive

Stock No.	Nominal Size	Style
ANS1900B	2-1/8" (54 mm)	6-Point
ANS1933A**	59 mm	6-Point
ANS1901A	2-3/32"	6-Point
ANS1920A	2-1/4"	6-Point
ANS1902A	2-3/8"	6-Point
ANS1903A	2-3/8"	8-Point
ANS1921A	2-1/2"	6-Point
ANS1928A*	2-9/16"	6-Point
ANS1904A	2-9/16"	6-Point
ANS1905A	2-9/16"	8-Point
ANS1922A	2-5/8"	6-Point
ANS1923A	2-3/4"	6-Point
ANS1924A	2-3/4"	8-Point
ANS1926A	2-13/16"	8-Point
ANS1932A	2-7/8"	6-Point
ANS1906A	3"	6-Point
ANS1907A	3"	8-Point

Stock No.	Nominal Size	Style
ANS1908A	3-1/4"	6-Point
ANS1909A	3-1/4"	8-Point
ANS1910A	3-1/2"	6-Point
ANS1911A	3-1/2"	8-Point
ANS1925A	3-3/4"	8-Point
ANS1927A	3-13/16"	8-Point
ANS1912A	3-7/8"	6-Point
ANS1913A	3-7/8"	8-Point
ANS1914A	4"	6-Point
ANS1915A	4-1/8"	6-Point
ANS1916A	4-3/8"	6-Point
ANS1917A	4-3/8"	8-Point
ANS1918A	4-7/8"	6-Point
ANS1919A	4-7/8"	8-Point



ANS1900B



ANS1933A

*Fits special "rounded" hex nuts on Dana axles of some Ford trucks.

**For 1/2 ton vehicles with automatic locking nuts. Designed for late model Ford vehicles. 3/4" square drive, 59 mm nominal size. Industrial finish.



• Read safety precautions on pages W1 to W4

TIRE AND WHEEL: AXLE NUT SOCKETS



S8695C



S6146



S6109A

Retaining Nut Sockets

S8695C Axle Nut Socket 4 Lug

- 1/2" square drive; 3-3/4" long
- For 1/2-ton vehicles with manual locking nuts
- For use on the front wheel bearing retaining nut on a Dana® 44 Series axle used on 1959–later GM®, Ford®, Dodge® and AMC®
- Industrial finish
- Railroad applications: Used to install or remove the point detector bushing found on WABCO-M23B switch machines

S6146 1/2" Square Drive Axle Nut Socket 4 Lug

- Used for the front wheel bearing retaining nut on 3/4-ton vehicles with a Dana® 60 Series axle used on GM®, Ford® and Dodge® trucks
- 3-3/4" long
- Industrial finish

S6109A Axle Nut Socket 6 Lug

- Used for the front wheel bearing retaining nut on 3/4-ton vehicles with heavy-duty suspension
- Designed for use on GM®, Ford® and Dodge® trucks with a Dana® 70 Series axle
- 1/2" square drive; 3-3/4" long
- Industrial finish

SPANNER SOCKETS



ANS1929A

Spanner Sockets

For use with a torque wrench when servicing Chevrolet®, GM® and Ford® axles

Stock No.	Square Drive, inches	No. of Lugs	Outside Dia., inches	Applications
ANS1929A*	3/4	6	2-5/8	Chevy®/GMC® with 5,200 and 7,200 lb Axles
ANS1930	3/4	6	2-7/8	Chevy®/GMC® with 11,000 and 13,500 lb Axles
ANS7269A	1/2	4	2-3/4	1985–later Ford® F-250/F-350 with floating Rear Axle

*Blue-Point

TIRE AND WHEEL: SPINDLE NUT SOCKETS



SNS2467



SNS2770



SNS3195



SNS3246



YA6540

Spindle Nut Sockets

SNS2467 Spindle Nut Socket (Blue-Point®)

- Removes and installs four-slot axle lock nuts
- 1/2–3/4-ton Dana® 44 axle
- Socket I.D.: 2"
- 1/2" drive

SNS2770 Socket, Spindle Nut, 6 Lug, 4 Wheel Drive (Blue-Point®)

- Removes and installs four-slot front axle lock nuts
- 3/4–1-ton Dana® 44 axle
- Socket I.D.: 2-1/4"
- 1/2" drive

SNS3195 Spindle Nut Socket (Blue-Point®)

- For high-shear rotating nuts
- 1/2-ton Dana® 80 axle
- Socket I.D.: 2-3/8"
- 1/2" drive

SNS3246 Socket, Spindle Nut, 4 Lug, 4 Wheel Drive (Blue-Point®)

- Removes and installs four-slot axle lock nuts
- 3/4–1-ton
- Socket I.D.: 2-1/4"
- 1/2" drive

Axle Lock Nut Removers

YA6540 Nut Remover Kit for Toyota®/Lexus® Vehicles Axle Locks

- Prevents damage to the axle shaft threads when removing the lock nut
 - Unlocks and removes the 30 mm axle nuts from Toyota®/Lexus® vehicles
 - Kit combines a 1/2" drive 12-point special depth 30 mm impact socket and a unique angle axle-nut release tool
- YA6541 1/2" Drive 30 mm Impact Socket (Blue-Point®)**
YA6542 Lock Nut Release Tool (Blue-Point®)

Special Application Axle Nut Sockets (mm)



Stock No.	Size, mm	Style	A	B	C	D	E
SIMDM300	30	12-Point	42.9	42.9	71.1	88.9	21.6
IMDM320	32	12-Point	45.7	45.7	36.8	50.8	20.6
IMDM390	39	12-Point	53.8	39.6	36.8	50.8	22.3
SIMM360TW	36	6-Point	47.2	45.8	72.8	88.9	22.9

SIMDM300 1/2" Drive 12-Point Metric 30 mm Flank Drive® Deep Axle Nut Impact Socket

- Applications include axle nut removal on Toyota® Avalon®, Camry®, Highlander® and Matrix®; Lexus® ES300; Pontiac® Vibe®; 1999–later VW® Beetle®, Jetta® and Golf®; 2004–newer Dodge®/Freightliner® Sprinter® vans with 215 mm rear axle
- Applications include automatic transmission tail output shafts for 2004 Chrysler® 300C and Crossfire®; 2004 Dodge® Magnum®; 2005 Jeep®: Grand Cherokee® V6 models; Mercedes-Benz®
- Snap-on® impact sockets are heat treated to optimize impact service life with a lower hardness than hand sockets and are able to withstand repeated cycling loads of impact wrenches
- Snap-on® uses a proprietary blend of special alloy socket steel that provides long life and great strength
- Flank Drive® wrenching system delivers up to 20% more turning power without slipping or rounding, while exceeding ANSI® performance standards

IMDM320 1/2" Drive 12-Point Metric 32 mm Flank Drive® Shallow Impact Socket

- Applications include servicing axle nuts on 1992–1999 Mercedes-Benz® W140 chassis SC and SL Class; Porsche® Boxster®, Cayenne® and 944; plus 2007–later BMW® x3, X5® and X6® Series vehicles
- Other uses include drive shaft nuts on 2003–later VW® Touareg® vehicles

IMDM390 1/2" Drive 12-Point Metric 39 mm Flank Drive® Shallow Impact Socket

- Applications include the front axle hub of 2007 Toyota® Tundra 4WD; and servicing inner rack and pinion nuts on BMW® X5® and X6® vehicles

SIMM360TW 1/2" Drive 6-Point Metric 36 mm Flank Drive® Deep Axle Nut Impact Socket

- Thin wall design provides the extra room needed to remove and install the axle nut on Chevrolet® Sonic® vehicles



HDM1236

Adjusting Tools

HDM1236 Axle Nut Torque Adaptor for Harley-Davidson® Motorcycles

- Allows adjustment of the drive belt on certain Harley-Davidson® models without removing the saddlebags, exhaust pipes, or other parts and accessories
- 1/2" square drive, 36 mm wrench
- Center-to-center length is stamped on the adaptor for easy torque calculation
- Manufactured from steel with a higher alloy content, and heat treated for optimum strength and durability



WLT1

Wheel Hub Lock Tool

WLT1 Wheel Hub Lock Tool (Blue-Point®)

- Eliminates the need for an assistant to hold the brake pedal while axle nuts are removed or installed
- Works on any vehicle with wheel stud bolt patterns ranging from 4 x 100 mm to 8 x 170 mm
- 1 pc design with incorporated cushioned-grip handle for comfort and ease of use
- Can also be used to hold the rear differential yoke on solid axle vehicles during pinion seal or bearing service, as well as many other types of machines with drive shafts, yokes and universal joints



YA6545

Staked Axle Nut Punches

YA6545 Staked Axle Nut Punch Set (Blue-Point®)

- Punches release and stake the crush-type axle nuts found on many vehicles
- Using the punches with an air hammer makes it quick and easy to fully disengage the axle nut crimp, reducing damage to the threads
- Fully crimps the nut eliminating axle nuts correctly
- When re-staking the nut, the tool has the right size and shape to fully lock the nut in place
- Saves time and money on broken screwdrivers



SIM540A

Special Application Axle Nut Sockets (inches)

SIM540A 6-Point Axle Nut Socket

- For the removal or installation of 1996–later Dodge® truck axle nuts
- For use on truck and bus wheel applications
- Flank Drive® wrenching design
- 1/2" square drive



• Read safety precautions on pages W1 to W4

TIRE AND WHEEL: SHACKLE PIN



SPS10A



SPS13

Shackle Pin Impact Sockets

Designed with an oval configuration to service shackle pins on International® and Kenworth® semitrucks.

SPS10A 1/2" Drive SAE 41/64" Shackle Pin Impact Socket

- Designed with an oval configuration to service shackle pins on International® and Kenworth® semitrucks

SPS11A 1/2" Drive SAE 21/32 x 1-17/32" Shackle Pin Impact Socket

- Socket opening is 21/32 x 1-17/32"; 1-3/4" long

SPS12 1/2" Drive SAE 3/4 x 1-9/32" Shackle Pin Impact Socket

- For use on Freightliner® 120 Series and trucks with newer large spring bolts
- Impact rated 1/2" drive
- Socket opening is 3/4 x 1-9/32"; 1-3/4" long

SPS13 Spring Shackle Pin Socket

- Used to remove and install spring shackle pins on front suspensions of Volvo® truck and VN420/610/660/770 Daycab vehicles
- Hardened pins for engaging the shackle pin

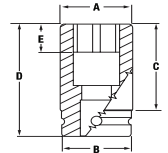
LUG/RETAINING NUT



HDLUGSET2



S6840



Heavy-Duty Truck Wheel Lug Sockets

HDLUGSET1 Heavy-Duty Lug Socket Set

- Includes SIM383, SIM403, SIM483B, SIMM333, SIMM383, plus BW726A and BWD483
- Flank Drive® wrenching system
- Alloy steel combines strength and durability
- All sockets are 1" square drive

HDLUGSET2 Heavy-Duty Lug Socket Set

- Includes SIM342, SIM482, SIMM332, SIMM382, SIMM412 and DW402C, plus BW626A, BWD482 and BWDM412 in a PAKPB063 Storage Case
- Flank Drive® wrenching system
- Alloy steel combines strength and durability
- All sockets 3/4" square drive

Lug Nut Removal Sockets, Magazine Loading

S6840 Magazine Loading Lug Nut Removal Socket

- Flank Drive® wrenching system grips the fastener on the flanks/flats to increase torque and prevents the fastener from rounding, increasing the life of the socket
- Saves the technician time by housing the five lug nuts as they are removed—one at a time—from the wheels on Flexi-Van® chassis trailers

TIRE AND WHEEL: BUDD WHEEL

Budd Wheel Impact Sockets

- 6-point and square openings are combined
- For use with the socket retainers listed below
- Industrial finish



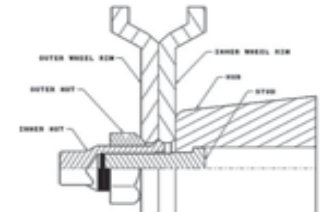
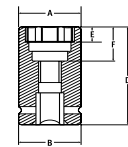
BWD482



BWDM412



BWDS483



Stock No.	A, Socket End Diameter, inches	B, Drive End Diameter, inches	D, Length, inches	E, Hex Depth, inches	F, Square Depth, inches	Hex Size, inches	Square Size, inches	Square Drive, inches
BWD482	2-7/32	1-3/4	4	5/8	1-11/16	1-1/2	13/16	3/4
BWD483	2-15/64	2-15/64	4	5/8	1-11/16	1-1/2	13/16	1
BWDM412	2-11/32	1-3/4	4-1/4	17/32	1-43/64	41 mm	21 mm	3/4
BWDS483	2-15/64	2-15/64	4	5/8	1-9/64	1-1/2	13/16	1
BW630	1-13/32	1-5/8	2-1/4	1-9/64	—	—	—	3/4

BWDM412 3/4" Square Drive 6-Point Metric 21 mm Square Budd Wheel Impact Socket

- For 1986–later Nissan® and Isuzu® Class 4, 5, 6 and 7
- Impact sockets are heat treated to a low hardness range compared to chrome sockets so that under heavy, continuous use, the impact socket will withstand the impact blows and wear rather than break

BWDS483 1" Square Drive 6-Point SAE 13/16" Square Budd Wheel Impact Socket

- Dual-opening socket allows for just one socket to remove the outer hex nut and the inner square nut used on Budd wheel assemblies for semi trucks and buses
- Flank Drive® wrenching configuration
- Special alloy steel for strength and durability
- The BWDS483 is designed to engage short inner nuts only; use the BWD483 for long inner nuts

Stud Remover and Installers

WSK12 Stud Installer/Rethread Kit (Blue-Point®)

- Self-centering units permit quick installation the first time
- Helps eliminate damage to threads
- Designed for use with an impact wrench
- Set replaces both the WSK755 and WSK938 sets
- Packaged in a blow-molded box for easy storage

BWS1316A Stud Remover (Blue-Point®)

- Use on 13/16" studs on Budd wheels



BWS1316A



WSK12

Impact Sockets

- For use with the socket retainers listed below
- Industrial finish
- Snap-on® impact sockets are heat-treated to a lower hardness to add impact resistance and ductility
- Superior wall construction absorbs repeated impact cycling loads
- Flank Drive® wrenching system provides flat-to-flat contact for up to 20% more turning power
- 6-point sockets engage fasteners every 60° for better turning power
- Always use impact sockets with impact guns to prevent injury and socket damage



BW626A

Stock No.	Square Drive, inches	Wrench Size	Length
BW626A	3/4	13/16" Square	4"
IM562	3/4	1-3/4" Hex	2-3/4"
SIMM332	3/4	33 mm Hex	82.6 mm
BW726A	1	13/16" Square	2-1/4"
SIMML332	3/4	33 mm Hex	152.4 mm
SIMML333	1	33 mm Hex	152.4 mm

IMPACT SOCKET RETAINERS



IM182P



IM182R



IMR3

3/4" Drive Impact Socket Retainers

Stock No.	Description	Square Drive, inches
IM182P	Steel Locking Pin	3/4
IM182R	Rubber Locking Ring	3/4
IMR2	Socket Retainer	3/4
IMR3	Socket Retainer	1" Spline

TIRE AND WHEEL: GENERAL SERVICE TOOLS

Toyota®/Lexus® Carrier Assembly Socket

B2193 3/8" Drive 5-Point Spare Tire Carrier Assembly Socket

- Tough nickel-chrome plating provides corrosion resistance
- Special-alloy steel provides the highest match of strength and durability
- Lower and remove the spare tire from the carrier assembly on various Toyota® and Lexus® vehicles for PDI (pre-delivery inspection)
- Great time saver for PDI when selling a new vehicle or checking the air pressure of the spare tire
- Saves time when doing an oil change and the air pressure of the spare tire is checked as part of the service
- 4" long



B2193



• Read safety precautions on pages W1 to W4

TIRE AND WHEEL: GENERAL SERVICE TOOLS



TR100

TR102

Rim Tools

TR100 Rim Tool

- For use on split rims and rim lock rings
- One end is angled, the other is straight
- 19-1/8" long, with 9/16" and 5/8" wide ends

TR102 Rim Tool

- For drop center rims
- 18" long, with a 1-3/8" wide end



SGCP1BR

Cotter Pin Pullers

SGCP1BR Soft Grip Cotter Pin Puller

- Makes short work of pulling even large pins
- Heat-treated shank provides maximum strength

S9094B Cotter Pin Puller

- Pins are removed by hitting the anvil sharply
- Side handle ensures a firm grip
- 10" long
- Replaceable steel hook



S9094B

CP9

S9094A2X Replacement Hook and Rivet Set

- For S9094B

CP9 Cotter Pin Puller

- 38° angle end pries cotter pin loose
- 105° angle end pulls it out
- 10" long



TWP8

Truck Wheel Pan

TWP8 Truck Wheel Pan (Blue-Point®)

- Helps prevent messes and spills
- Fits rims with 13-3/4" inside diameter or larger for use on most large trucks and trailers
- Holds 88 oz of oil
- Pan will not warp if the oil is warm
- Compartment above the handles holds the hub nuts



GCP10

Dust Cap

GCP10 Grease and Dust Cap Tool

- Tapered jaws of the tool fit behind the crimped edge of the grease cap
- One handle is designed for prying hub caps loose



YA9020A

Wheel Chocks

YA9020A Truck Wheel Chocks

- Heavy-duty truck chocks are connected by a 10' nylon rope and measure 8" wide and 8" high overall
- Non-slide design



S6129

Seal Tools

S6129 Seal Puller

- Designed to pull the wheel bearing or other small seals
- 7" long
- Industrial finish

SRT1 Seal Removal Tool

- Saves time and labor by eliminating prying against the bearings or driving out seals
- Grabs the seal only, leaving bearings undamaged
- Seals remain intact, allowing for complete failure analysis
- Wedges and a long handle provide exceptional leverage
- Heavy-duty construction for long life and dependability
- Works with steering, drive and trailer wheel seals on the largest heavy-duty wheels

YA105 Seal Puller (Blue-Point®)

- For removing rubber seals
- Two tips are designed to reach in and fit nearly all seal applications
- 12-5/8" long



SRT1



YA105

TIRE AND WHEEL: GENERAL SERVICE TOOLS



BF620C



BF623



HCU4SG

Mallets

BF620C Rubber Head 11" Mallet (Blue-Point®)

- Solid-rubber head is 3-3/4" long, 2-1/4" dia
- 11" hardwood handle

BF623 Soft Blow 12-1/2" Mallet (Blue-Point®)

- Designed to reduce marring and denting
- For use in assembly applications and on all types of surfaces, including metal, glass, plastic and wood
- Special polymer head resists dynamic fatigue, creep and compression set, even at extreme temperatures
- Conforms to irregular surfaces
- Dissipates hand-jarring shock
- Resists most chemicals
- Wood handle

Dead Blow Hammer

HCU4SG 4 lb Dead Blow Wheel Service Hammer (Blue-Point®)

- Urethane face allows for less marring of struck surfaces; wider face diameter will minimize any damage to thin steel or aluminum castings commonly found on transaxle cases, transfer cases, or similar automotive components
- Four pound hammer gets the job done in one or two strikes versus multiple passes for smaller hammers
- Fiberglass handle is 4x stronger than wood—no internal steel to create vibration or ergonomic shock
- Pod that holds shot in hammer head has no obstruction from handle, allowing for uninterrupted flow of shot during striking

WHEEL ALIGNMENT: BALL JOINT

Ball Joint Presses

Stock No.	Description	ID.-OD, inches	Length, inches	Set Contains:	
				BJP1	BJP1OPT
BJP1-1A	Sleeve Adaptor	1-9/32-1-21/32	2-1/8	•	
BJP1-2A	Pressure Screw	—	9-3/4	•	
BJP1-3A	Pressure Pad (Ball Joint)	N/A-1-19/32	3-3/16	•	
BJP1-4A	Pressure Pad	N/A-7/8	3-3/16	•	
BJP1-5A	Adaptor	29/32-1-11/32	1-13/16	•	
BJP1-6A	Adaptor/Extension	1-1/4-1-21/32	2-1/16	•	
BJP1-7A	Adaptor	1-11/16-1-29/32	1-1/8	•	
BJP1-8A	Adaptor	1-25/32-2	1.00	•	
BJP1-9A	Adaptor	1-27/32-2	1-1/4	•	
BJP1-10A	Adaptor	2-11/32-2-21/32, Front Face Angled 4-1/2°	2-1/8	•	
BJP1-11A	Adaptor	2-2-1/4	2-1/8	•	
BJP1-12A	Adaptor	2-1/4-2-1/2	2-3/4	•	
BJP1-13B	Adaptor	2.425-2.750	2.4		
BJP1-14A	Adaptor	2-11/16-2-15/16	2-3/4	•	
BJP1-16A	Adaptor	2-1/4-2-1/2	1-1/8	•	
BJP1-17	Grease Fitting	2-1/4-2-1/2	1-1/8		
BJP1-18A	Dodge® Sprinter® Adaptor	1.250-2.750	2.49	•	
BJP1-22A	Honda®/Acura® Adaptor	1.760 - 1.835	1.765		•
BJP1-24A	Honda®/Acura® Adaptor	1.960 - 2.250	1.943		•
BJP1-25B	Ford® F-450 F-550 Ball Joint Adaptor	2.800 - 3.100	3.76		•
BJP1-26A	Dodge® U-Joint Adaptor	1.500 - 2.000	1.98		•
BJP1-27A	Ford® Explorer® Lower Removal Adaptor	2.680 - 2.880	2.325		•
BJP1-28B	Ram® 2500/3500 Ball Joint Adaptor	—	—		
BJP1-29A	Honda®/Acura® Ball Joint Adaptor	2.650 - 2.850	1.96		
BJP1-33A	Transit® Connect Remover Cup	2.607 - 2.760	2.15		
BJP1-34A	Transit® Connect Remover Cup	N/A - .950	2.425		
BJP1-35A	Transit® Connect Install Cup	1.84 - 2.12	2.23		
BJP1-36A	BMW® Adaptor	2.010 - 2.250	2.15		
BJP1-37A	BMW Adaptor	2.250 - 2.500	2.75		
BJP1-38A	Ram® HD Adaptor	1.250 - 2.010	0.9		
BJP1-39A	Ram® HD Adaptor Cup	2.800 - 3.100	2.9		
BJP1-42A	Subaru® Bushing Cup Receiver	2.40 - 2.65	1.90		
BJP1-43A	Subaru® Bushing Cup Ram	2.06 - 2.83	1.40		
BJP1-44A	Subaru® Bushing Disc	1.25 - 2.70	0.75		
BJP1-A1310SB	Adaptor (BJP1 to A1310B Series)	N/A - .875	2.95		



BJP1-13B



BJP1-18A



BJP1-22A



BJP1-25B



BJP1-28B



BJP1-29A



BJP1-33A



BJP1-34A



BJP1-35A



BJP1-39A



BJP1-44A

ZBJP1B BJP1 Owners Manual



• Read safety precautions on pages W1 to W4

WHEEL ALIGNMENT: BALL JOINT



BJP1



BJP1BMW1



BJP1FORDTC



BJP1HONDA



BJP1OPT



BJP1RAM1

Ball Joint Presses

BJP1 22 pc Master Ball Joint/Universal Joint Press Set

- Covers the majority of US SUVs, light trucks and passenger cars
- Applications include Ford® (43 models), GM® (53 models), Dodge®/Daimler-Chrysler® (54 models) and Jeep® (16 models) vehicles
- Installs and removes ball joints with pre-fitted straight grease fittings
- Press frame features a large throat for increased ball joint applications and vise mount capability for U-joint applications
- Locking cup design holds the cup in place
- Large, coarse thread pressure screw for extra strength and maximum force
- Grease zerk fitting for smooth screw action
- Includes a full ball joint/universal joint application chart and storage/carrying case

BJP1BMW1 Ball Joint Remover/Installer for BMW®

- Removes stubborn ball joints with greater efficiency for increased productivity
- Manufactured from special steel with higher alloy content
- Industrial finish helps protect against corrosion
- Set includes BJP1-36A and BJP1-37A

BJP1F Press Frame

- 7-13/16" throat opening; 3-1/2" depth; 6" height; 10-13/16" length

BJP1FORDTC 3 pc BJP1 Ford® Transit Connect Set

- Unique adaptors fit on complex knuckle geometry
- Easily removes stubborn ball joints for increased productivity
- Manufactured from superior alloy steel and heat treated for optimum strength and durability
- Designed to be used in conjunction with the Snap-on® BJP1 Kit
- Industrial finish helps protect against corrosion
- Set includes BJP1-33A, BJP1-34A and BJP1-35A

BJP1HONDA Adaptor Set for Honda® Vehicles

- For removal and installation of upper/lower ball joints on many Honda® and Acura® vehicles: must be used with BJP1 Master Ball Joint/Universal Joint Press Set
- Includes BJP1-22 and BJP1-24 Ball Joint Adaptors, plus (2 each) ME7A208 O-rings

BJP1OPT 5 pc Ball Joint Adaptor Set

- Special application set for removal and installation of upper and lower ball joints
- Set must be used with the BJP1 Master Ball Joint Press Set
- Includes BJP1-22A, BJP1-24A, BJP1-25A, BJP1-26A and BJP1-27A Ball Joint Adaptors in a storage tray

BJP1RAM1 Adaptor Set for Dodge® Ram® Vehicles

- Unique adaptors fit on complex knuckle geometry
- Easily removes stubborn ball joints for increased productivity
- Manufactured from superior alloy steel and heat treated for optimum strength and durability
- Designed to be used in conjunction with the Snap-on® BJP1 Kit
- Industrial finish helps protect against corrosion
- Set includes BJP1-38A and BJP1-39A

PAKPB061 Storage Case

- For BJP1 Master Ball Joint Press Set

RKBJP 15 pc Ball Joint/Universal Joint Press Repair Kit

- Includes (1) grease fitting, (1) retaining ring, (11) large snap rings, (1) small snap ring and (1) steel ball

Ball Joint Presses

ME7A207 Retaining Ring

- Retaining ring included in the BJP1 and UJP1 sets

ME9A34 Steel Ball

- Steel ball included in the BJP1 and UJP1 sets

ME7A208A Large Snap Ring

- Large snap ring included in the BJP1 and UJP1 sets

ME7A209A Small Snap Ring

- Small snap ring included in the BJP1 and UJP1 sets

Ball Joint Sockets

S9365B Ball Joint Socket

- For medium-size Chrysler® cars
- 3/4" square drive
- 1-59/64" wrench size; 2" long

S9479A Ball Joint Socket

- For Dodge®/Chrysler® pickups and vans
- 3/4" square drive
- Wrench size is 2-9/64", length is 2"

S9613 Ball Joint Socket

- For use on 4-5B axles found on Dodge®, Ford®, Chevrolet®, GMC® and International® 4-wheel drive trucks
- Adjusts the sleeve in the top of the yoke on the front suspension
- 1/2" square drive, 1" O.D.; 2-1/8" long;

BJR1 Ball Joint Socket (Subaru® vehicles)

- Easily removes stubborn ball joints on Subaru® 2003–2006 Baja®, 1998–2010 Forester®, 1993–2010 Impreza, 1990–2010 Legacy and 2000–2010 Outback® models
- Stay safe dealing with low clearance and heavy corrosion
- Beat the flat rate by doing the job faster and with less effort

BJR2 Ball Joint Socket (Subaru® vehicles)

- Faster, safer ball joint removal for Subaru® vehicles
- Easily removes stubborn ball joints for increased productivity
- 3/4" hex on the pressure screw can be driven by hand or with an impact gun
- Industrial finish helps protect against corrosion
- For use on 2006–2012 Subaru® Tribeca vehicles



S9365B



S9479A



S9613



BJR1



BJR2



A204



A200

Ball Joint/Tie Rod Separators

Stock No.	Jaw Opening, inches	Overall Length, inches
A204	5/8	12
A200	13/16	18
A201	1	12
A203	1-1/4	12

SERVICE TOOLS

General Service Tools

YA7970 Hub Clamp Expander (Blue-Point®)

- Designed for hubs, and clamping-style struts and ball joint mounts
- Allows easy removal and installation of struts and ball joints
- Interchangeable spreaders prevent damage to aluminum or cast iron hubs
- Adjustable for use on hubs with a centralized or non-centralized slot
- Allows for on-vehicle repair



YA7970

Emergency Brake

SIML160 1/2" Drive 6-Point SAE 1/2" Flank Drive® Extra-Deep Impact Socket

- Used to remove or replace fuel tank retaining strap nuts
- Other applications include emergency brake adjustment nuts and stabilizer retainers
- 1/2" square drive; 1/2"; 6-point wrench opening
- 5" long

SIML180 1/2" Drive 6-Point SAE 9/16" Flank Drive® Extra-Deep Impact Socket

- Same design as SIML160, except hex size is 9/16"



SIML160




SIML180



- Do not use "cheater bars" on handles
- Do not use chrome or industrial finish hand tools with impact drivers
- Read safety precautions on pages W1 to W4

WHEEL ALIGNMENT: SERVICE TOOLS



General Service Tools

GCP10 Grease and Dust Cap Tool

- Tapered jaws of the tool fit behind the crimped edge of the grease cap
- One handle is designed for prying hub caps loose

GAW1290 Wheel Alignment Wrench

- 18-1/2" long for extra leverage
- 21 mm 12-point with special angle and bidirectional offset to access difficult-to-reach bolts
- 24 mm 12-point deep offset for access to guarded bolt heads without the sloppiness of a breaker bar and socket
- 24 mm 12-point deep offset for access to 12-point bolt heads with access to the lock nuts through the socket
- Used on alignment bolts for Audi®, VW®, Porsche®, BMW® and MINI® vehicles

TC90A † Tailpipe Cutter (Blue-Point®)

- Handles cutting from 3/4–3-1/2" dia
- 16-link cutter chain is 12" long
- Threaded shaft with crosspiece provides elasticity to help prevent the chain wheels from breaking
- Ideal for cutting the strut assembly to enable servicing of the strut cartridge

TC90A1 † Chain Assembly (Blue-Point®)

- Includes one wheel and one roll pin

B240B Brake and Accelerator Pedal Jack (Blue-Point®)

- Holds throttle at a constant RPM
- Easily adjusts to desired length
- Adjustment screw fine-tunes desired RPM
- Rubber tip keeps the tool firmly positioned
- Overall length of 40" (102 cm)
- Can also be used as a pedal depressor

YA6510 Bushing Extractor (Blue-Point®)

- Used on 1994–2001 Acura® Integra®, plus various 1988–2001 Honda® vehicles

YA6510-2 Bushing Extractor Adaptor (Blue-Point®)

- Enables the YA6510 Bushing Extractor to be used on 1990–1993 Integra® vehicles

BF620C Rubber Head 11" Mallet (Blue-Point®)

- Solid-rubber head is 3-3/4" long, 2-1/4" dia
- 11" hardwood handle

BF623 Soft Blow 12-1/2" Mallet (Blue-Point®)

- Designed to reduce marring and denting
- For use in assembly applications and on all types of surfaces, including metal, glass, plastic and wood
- Special polymer head resists dynamic fatigue, creep and compression set, even at extreme temperatures
- Conforms to irregular surfaces
- Dissipates hand-jarring shock
- Resists most chemicals
- Wood handle

WAGM1A Alignment Tool for GM® Vehicles

- Updated drive location allows for increased access away from the vehicle's frame
- 1/2" square drive allows for better leverage
- Robust design and rugged construction for better engagement on the alignment cam

S6229 Steering Rack Spanner Socket

- Allows the steering rack to remain in the vehicle for repairs without using a screwdriver and hammer
- Removes and installs the cylinder end stopper on 2004–2009 Lexus® RX330 and RX350 vehicles and 2004–2007 Toyota® Highlander® vehicles
- 3/8" drive and designed specifically for this application; will not mar or damage the cylinder
- Manufactured from special-alloy steel and heat treated for optimum strength and durability
- Tool is industrial finish but is not impact rated, as it is for hand tool use only

SHOCK ABSORBER



A137

Shock Absorber Sockets

Stock No.	Square Drive, inches	Wrench Oval Diameter	Wrench Oval Width	Length, inches
A137	3/8	5/16"	1/4"	29/32
A138	3/8	21/64"	15/64"	29/32
A139	3/8	8 mm	6 mm	0.9

CASTER CHAMBER



CC6630

Caster/Camber Tools

Metric combination wrenches. Long handle design for access.

CC6630 Caster/Camber Alignment Tool

- Eliminates the need to use the front 21 mm eccentric bolt, which is difficult to access behind a steel shield
- Hook tool on the top A arm and, with locking nut loosened, push or pull for easy caster and camber adjustment
- Saves about 15 minutes per side



Tie Rod Adjusting Tools

WA12A Tie Rod Adjusting Tool

- For large cars and light trucks
- 1/2" square drive; 3-3/4" long

WA13A 1/2" Square Drive Tie Rod Adjusting Tool

- For compact and medium cars
- 3-3/4" long

WA16 1/2" Square Drive Tie Rod Adjusting Tool

- For large trucks
- 4-7/64" long

WA17 1/2" Square Drive Tie Rod Adjusting Tool

- Designed to permit 360° rotation of the adjusting sleeve, even in tight quarters
- Used on 1-7/8" sleeves on full-size 3/4- and 1-ton pickups, including Ford® Super-Duty
- For use with a 1/2" square drive ratchet or breaker bar
- Chrome finish
- 4-3/4" long

WW500 Rack Wrench (Blue-Point®)

- Used on steering racks to service the inner tie rod ends
- Fits the rack end with a hex drive, a round with two drive flats or a round with no drive flats
- Universal fit from 33–41 mm (1-15/16–1-9/16")
- Hex sizes from 31–35 mm (1-1/4–1-3/8") and 19 mm (3/4") hex drive
- Clamp force increases as load is applied

WW600 Heavy-Duty Rack Wrench (Blue-Point®)

- New larger size provides added coverage for domestic and import trucks and SUVs
- Suits multiple rack ends and sizes (hex drive, round with two flats, round with no flats)
- Fixed position rings provide added strength
- Patented cam design increases force as load is applied
- Universal design suits rack end diameters from 1-1/2–1-7/8" (38–46 mm)
- Used on vehicles with limited access to avoid the need to remove the rack assembly
- Expands upon the already available WW500, which does 33–41 mm (1-5/16–1-9/16") tie rods

YA2218 Tie Rod Adjusting Wrench

- For US and import vehicles with rack-and-pinion steering using tie rods or 17.0–18.5 mm hex gripping section
- Spring-loaded jaws and comfort-grip handle

YA2222 Tie Rod Adjusting Wrench (Blue-Point®)

- For US and import vehicles with rack-and-pinion steering using tie rods with knurled or 12 mm hex gripping sections
- Spring-loaded jaws and comfort-grip handle
- 10-1/2" long

YA2223 Tie Rod Adjusting Wrench

- For rack-and-pinion steering using 14–15.5 mm tie rods
- Spring-loaded jaws and comfort-grip handle
- Applications include 1995–later Dodge® Dakota® and Caravan®, 1998–later Dodge® Durango®, Dodge® Viper® and most 1999–later GM® 1/2-, 3/4- and 1-ton trucks

YA2224 Tie Rod Adjusting Wrench (Blue-Point®)

- Similar in design to the YA2222 but for 10.5–12 mm diameter tie rods, such as those found on Ford® Escort®, GM® Geo, and smaller Nissan® vehicles with rack-and-pinion steering
- Spring-loaded jaws and comfort-grip handles
- 9-1/2" long

YA3500 Universal Inner Tie Rod Wrench (Blue-Point®)

- Removes inner tie rods equipped with completely round end sockets or flats
- Designed to remove and install all inner tie rod sockets up to 1-15/32"
- Wrench head has three set screws that tighten against the socket
- Includes a 1/4" short head hex wrench
- Lifetime warranty

YA6870 Rear Toe Adjustment Kit for Subaru® Vehicles

- Includes (2) wrenches: each 16" long for extra reach
- YA6870-1: 6-point, 22 mm wrench with the correct 0° offset to securely hold the cam bolt
- YA6870-2: 6-point, 17/19 mm dual-end wrench designed to meet the high-torque levels required when loosening/tightening the cam bolt retaining nut
- Used on all Subaru® vehicles 1990 and later
- YA6870-1 fits Subaru® vehicles 1990 and later; YA6870-2 fits 1990–2008 (17 mm) and 2009–later (19 mm)
- High-quality steel is specially heat treated for torque requirements

YA6870-1 Toe Adjustment Wrench for Subaru®

- Cam bolt wrench for Subaru®
- YA6870-1 fits 1990–later Subaru® vehicles

YA6870-2 Toe Adjustment Wrench for Subaru®

- Cam bolt retaining nut wrench for Subaru®
- YA6870-2 fits 1990–2008 (17 mm) and 2009–later (19 mm) Subaru® vehicles



- Do not use "cheater bars" on handles
- Do not use chrome or industrial finish hand tools with impact drivers
- †These products can expose you to chemicals which are known to the state of California to cause cancer and reproductive harm. See pages 906-907 for details.
- Read safety precautions on pages W1 to W4

WHEEL ALIGNMENT: TIE ROD



YA3000D



WA14A



WA800



ITRS22

Tie Rod Removal/Installation Tools

YA3000D Inner Tie Rod Tool (Blue-Point®)

- Removable crowfoot adaptors are placed on the hex of tie rod
- Engages the crowfoot for removal or installation of the tie rod
- Includes crowfoot adaptors in 1-3/16, 1-1/4, 1-5/16, 1-7/16, 1-1/2" and 33.6 mm sizes

WA14A Tie Rod End Socket

- For removing tie rod ends
- U-shaped opening measures 1-3/8 x 3/4"
- For use with 1/2" square drive handles
- 1-15/16" I.D.; 2-1/4" long
- Fits most cars and some trucks

WA15 Tie Rod End Socket

- Similar to WA14A
- For tie rod servicing on most trucks in the Class 2–6 range
- U-shaped opening measures 1-7/8 x 15/16"
- For use with 1/2" square drive handles
- 2-1/2" ID, 2-7/8" long

WA800 Heavy-Duty Truck Tie Rod Socket (Blue-Point®)

- For use on most Class 7 and 8 heavy-duty trucks with 9,000–20,000 lb axles
- U-shaped slot measures 1-7/8 x 1-1/2"
- 3" inside dia.; 3-1/2" overall length

ITRS22 Tie Rod Bushing Socket

- Used to access the inner tie rod bushings on Chrysler® LHS®/Concorde and Dodge® 300M/Intrepid® featuring the LH body style
- Low-profile design provides easy access to remove or install the 7/8" or 22 mm hex head bolts that attach the inner tie rod bushing to the rack-and-pinion assembly
- A conventional socket cannot be used in this application

STRUT



WA92



MSC2



WA7500

MacPherson/Coil Spring Compressors

WA92 Coil Spring Compressor

- Holds the coil spring at the desired tension for removal of other parts
- 11" screw
- Liberally lubricate threads with anti seize compound

MSC1 ‡ Master MacPherson Strut Tool (Blue-Point®)

- Designed to quickly and easily compress most MacPherson strut springs
- Compresses up to 5/8" coil diameter
- Broad spring contact for stable compression
- ACME threaded rod and built-in detent latches to help lock the coil in place
- Forged construction for strength and durability

MSC2 ‡ Coil Spring Compressor (Blue-Point®)

- Removes and installs coil springs quickly and safely
- Compresses coil springs on all passenger cars and pickup trucks
- Features an ACME threaded rod
- Includes an instructional card

MSCS1000 ‡ Master Spring Compressor Set (Blue-Point®)

- Includes MSC1 and MSC2 in a storage case

Strut Tools

WA7500 Strut Cartridge Tool for GM® Vehicles (Blue-Point®)

- Replaces strut cartridge through the body shock tower on GM® 10 Series (W Car) vehicles
- Applications include 1988–later Pontiac® Grand Prix®; Oldsmobile® Cutlass; Buick® Regal®; 1989–later Chevrolet® Lumina

Strut Sockets

SSV1 2 pc 1/2" Drive Strut Socket Kit

- Used to remove and install strut nuts on various Volvo® models
- Manufactured from special steel with a higher alloy content
- Industrial finish helps protect against corrosion
- Precision machined and heat treated for optimum strength and durability
- Includes SSV1-1 and SSV1-2 Strut Sockets



SSV1-1 1/2" Drive Volvo® Strut Socket

- For use with SSV1-2 to remove and install strut nuts on various Volvo® models

SSV1-2 1" Hex Drive Volvo® Strut Socket

- For use with SSV1-1 to remove and install strut nuts on various Volvo® models

WHEEL/AXLE PULLERS: KING PIN PULLERS



CG430HYC

20-Ton Capacity Hydraulic

Stock No.	Pressure Screw	Work Head	Yoke Post (2)	Pilot Guide	1-3/8" x 7/8" Bushing	Expansion Plug	Hydraulic Power Pack	7/8" Diameter Pilots
CG430HYC	CG430-1	CG430-3	CG430-4	CG430-6	CG430-7	CJ91-2A	CG420A	CG230-9 (6")
—	—	—	—	—	—	—	—	CG230-8 (4")
—	—	—	—	—	—	—	—	CG230-10 (8")

CG430HYC Hydraulic King Pin Press Set

- CG420A hydraulic ram and pump delivers up to 20-tons of controlled power to remove stubborn king pins on large vehicles with king pin diameters up to 1-1/4"
- Also removes brake shoe anchor pins on trucks
- Wide side arm construction
- Uses three pilots: 7/8 x 4", 7/8 x 6" and 7/8 x 8"
- Includes two guide bushings: 1-3/8 x 7/8" and 1-3/8 x 3-1/4"

35-Ton Capacity Hydraulic

Stock No.	Pressure Screw	Yoke Adaptor	Work Head	Yoke Post (2)	Pilot Guide	Post Nut (2)	1-9/16" Bushing	Hydraulic Power Pack	Pilots
CG730HY	CG730-1	CG730-2	CG730-3	CG730-4	CG730-6	CG750-7	CG730-8	CG420A	—
—	—	—	—	—	—	—	—	—	CG730-10 (2-1/4")
—	—	—	—	—	—	—	—	—	CG730-11 (4-1/2")
—	—	—	—	—	—	—	—	—	CG730-13 (9")

CG730HY Hydraulic King Pin Press

- For use on large trucks and semi trucks with king pin diameters from 1–2"
- Similar to CG430HYC except it uses 35-ton hydraulic power components (CG720 ram, CG420-2A pump, CG420-3-1 hose and CG420-4 quick coupler)
- Includes (3) guide bushings and (7) pilots

CG730 Manual King Pin Press Set

- Same as the CG730HY Set, less the hydraulic power components




• Do not use chrome or industrial finish hand tools with impact drivers
 • ‡These products can expose you to chemicals which are known to the state of California to cause cancer and reproductive harm. See pages 906-907 for details.
 • Read safety precautions on pages W1 to W4

WHEEL/AXLE PULLERS AND DRIVE LINE



DHP1



FHP1

Wheel Hub Removal Adaptors

DHP1 Wheel Hub Removal Adaptor for Dodge® Vehicles

- Designed to remove the front hubs found on 3/4-ton (2500 Series) and 1-ton (3500 Series) Dodge® pickup trucks
- Cuts the flat rate for changing out U-joints, front differential service, ball joints and any front hub service
- On average it takes 3.4 hours to do both sides using a sledge hammer, torch or heavy-duty slide hammer—with the DHP1, it takes about one hour to do both sides
- No broken rotors when using a sledge hammer
- No heavy slide hammers to use
- Wheel bearing and seal will not get damaged when using a torch on a stuck hub

FHP1 Wheel Hub Removal Adaptor for Ford® Vehicles

- Designed to take off the front hubs found on the Ford® F-250®/F-350® series Ford® pickup trucks
- Cuts the flat rate for changing out U-joints, front differential service, ball joints and any front hub service
- Soft insert of the socket will not damage the studs



CJ129A



YA498A

Wheel/Axle Hub Pullers

CJ129A ‡ Universal Wheel Hub Puller (Blue-Point®)

- Removes the front wheel/axle assembly on all front wheel drive Ford®, GM®, Chrysler® and most imported cars
- Also used to remove the rear brake drums on tapered axles, such as those found on AMC® and Chrysler® vehicles
- Removable anvil fits over a 1-1/8" hex on the pressure screw
- Includes adjustable legs

YA498A Front Wheel Drive Hub Puller (Blue-Point®)

- For most US and import vehicles with independent front suspension
- 5/8"-18 x 5-1/2" pressure screw size



CJ1250



CJ1300

Slide Hammers and Shafts

CJ1250 Slide Hammer, 12 lb, 5/8"-18 Thread (Blue-Point®)

- Designed to pull rear axles
- Slide hammer is approximately 25-1/4" long with a 5/8"-18 thread
- Can be used with the YA498A Hub Puller

CJ1300 Heavy-Duty Hub/Rotor Puller (Blue-Point®)

- Heavy-duty 1" shaft is designed for tough pulling jobs such as hubs, rotors and axles
- Slide hammer is approximately 28-1/2" long with a 5/8"-18 threaded hex bolt, which allows the end user to bolt the pulling adaptors to the end of the shaft, locking it in place and taking much of the stress off the threads
- 10 lb hammer



Differential Service Tools

Stock No.	Wrench Size, inches (mm)	Drive Size, inches	O.D. Wrench End, inches (mm)	O.D. Drive End, inches (mm)	Bolt Clearance, inches (mm)	Hex Depth, inches (mm)	Overall Length, inches (mm)
M3548A	2-3/4 (69.85)	3/4	3-9/16 (90.4)	1-3/4 (44.4)	2-5/16 (58.9)	1-7/32 (31)	3-3/4 (95.2)
M3586	1-7/8 (200)	3/4	2-3/8 (60.3)	1-3/4 (44.4)	2 (50.8)	1-1/8 (28.5)	2-3/4
M3587	(36)	3/4	2 (50.8)	1-3/4 (44.4)	1-9/16 (39.6)	1 (25.4)	2-1/4
IMDM360	(36)	1/2	(50.8)	(46)	1-5/8 (41.3)	7/8 (22.2)	(57.2)

M3548A Diesel Pinion Nut Impact Socket

- For use on pinion nuts only

M3586 Pinion Nut Impact Socket

- Used to remove the pinion nut on Dana® 80 Series axles on late model Ford® and Dodge® trucks
- Designed to handle the specific application

M3587 Pinion Nut Impact Socket

- Used to remove the pinion nut on 2005 Cadillac® CTS, 2003 GM® and 2004 Dodge® trucks with 11.5" AAM axles
- Additional applications include the removal of late-model BMW® axle shafts, plus BMW® E38, E39, M3 and SUVs with 36 mm 12-point axle nuts
- Designed to handle the specific application

A176 Differential Adjusting Wrench

- For most differentials where 9/32" and 17/32" adjustment nuts are found
- Useful on transmissions, steering gears and some water pumps where an adjustable spanner wrench is required
- 10" long

S6436 3/4" Drive Metric 36 mm Deep Impact Socket

- Manufactured from special steel with a higher alloy content
- Industrial finish helps protect against corrosion
- Precision machined and heat treated for optimum strength and durability

S6657 Shallow Impact Socket

- Used for the removal and installation of differential adjusters
- 57 mm; 12-point; 1/2" drive

IMDM360 1/2" Drive 12-Point Metric 36 mm Flank Drive® Shallow Impact Socket

- Applications include the removal and installation of Duramax® Diesel front crankshaft bolt, late-model BMW® axle shafts, and 2003 GM® and 2004 Dodge® pinion nuts on trucks with 11.5 AAM axles

FRONT WHEEL DRIVE TOOLS

Boot and Joint Tools

- CV boots fit 98% of autos, 4 x 4 and utility vehicles
- CV boots are easily trimmed to length to help reduce the number of boots needed on hand
- All boots are made from a patented rubber material with a high elasticity tolerance to heat and cold
- Install CV boots quickly and easily with a pneumatic installer (optional)



YA3050 Boot Clamp Pliers (Blue-Point®)

- For earless-type clamps, including those found on late-model GM® inboard CV universal joints

YA3080 Boot Clamp Pliers (Blue-Point®)

- For ear-type clamps
- Sturdy enough for ear-type clamps, including late-model GM® outboard CV universal joints

YA3085 Boot Banding Tool (Blue-Point®)

- For reinstallation of BAND-IT® or BAND-IT Jr.® boot bands

Hub Lock Nut Sockets

S6800 8-Pin Hub Lock Nut Socket - 1/2"

- Socket required for repair and replacement of the front hub lock nut on Toyota® trucks (2WD) 2007 and newer



Special Application Axle Nut Sockets (inches)

S6804 1/2" Drive Axle Hub Impact Socket

- For the removal and installation of axle hub bearing retaining nuts on 2011-current GM® trucks with 11.5" rear axles
- Snap-on® impact sockets are heat treated to optimize impact service life with a lower hardness than hand sockets and are able to withstand repeated cycling loads of impact wrenches
- Snap-on® uses a proprietary blend of a special alloy socket steel that provides long life and great strength
- Tool is similar to Kent-Moore® part number CH50636

S6806 6-Pin Axle Nut Socket

- Special geometry is incorporated into the socket to remove and tighten axle nuts
- Manufactured from special steel with a higher alloy content
- Designed to assist in the removal and installation of older-style (2000-2011) axle nuts from Dodge® 2500 and 3500, and GM® trucks with 11.5" rear axles
- Precision machined and heat treated for optimum strength and durability



• Screen puller application
 • Inspect the puller, do not use damaged parts
 • Use the proper type and size puller for the job
 • †These products can expose you to chemicals which are known to the state of California to cause cancer and reproductive harm. See pages 906-907 for details.
 • Read safety precautions on pages W1 to W4



DRIVE LINE: FRONT WHEEL DRIVE TOOLS



FBG1



CVBOOTKIT

CVBOOTRP

CVBOOTLG



FABLM8E

Boot and Joint Tools

- CV boots fit 98% of autos, 4 x 4 and utility vehicles
- CV boots are easily trimmed to length to help reduce the number of boots needed on hand
- All boots are made from a patented rubber material with a high elasticity tolerance to heat and cold
- Install CV boots quickly and easily with a pneumatic installer (optional)

FBG1 Flex CV Boot Installer

- Reduces CV boot installation to less than 20 minutes
- Tool stretches the CV boot, allowing it to slip over the trunion for rapid installation and reduced fatigue
- Includes flex boot installer, FBGAR air regulator and a storage case
- Use the CV boots listed on this page

FBGAR Air Regulator

- Air regulator for FBG1 Flex CV Boot Installer

CVBOOTKIT Complete CV Boot Replacement Kit (Blue-Point®)

- Includes (6) small CV boots, (4) large CV boots, (2) rack-and-pinion boots, stainless steel clamps and grease

CVBOOTLG Large CV Boot (Blue-Point®)

- Includes a boot, clamps and grease

CVBOOTLGPK Large CV Boot Kit (Blue-Point®)

- Includes (12) CVBOOTLG

CVBOOTSM Small CV Boot (Blue-Point®)

- Includes a boot, clamps and grease

CVBOOTSMPK Small CV Boot Kit (Blue-Point®)

- Includes (12) CVBOOTSM

CVBOOTRP Universal Rack and Pinion Kit (Blue-Point®)

- Includes a boot, clamps and grease

CVBOOTRPPK Universal Rack and Pinion Boot Kit (Blue-Point®)

- Includes (12) CVBOOTRP

CVBOOTXS ATV Flexx CV Boot (Blue-Point®)

- Includes boot, clamps and grease

CVBOOTXSPK ATV Flexx CV Boot Kit (Blue-Point®)

- Includes (12) CVBOOTXS

Ball Hex/Long, mm, Chrome (3/8")

FABLM8E 3/8" Drive Metric 8 mm Long Ball

Hex Socket Driver

- 8 mm hex; 3/8" drive
- For 1978-later Dodge® Omni and Plymouth® Horizon standard transmission drive axle flange bolts



YA2340



YA7244A



FIH9057B



LDT3812



LDTM3812



S5902



XLE1012A



SLEPL200

Transmission Service Tools

YA2340 Sealing Cap Set (Blue-Point®)

- Retains transmission fluid by sealing the transmission and transaxles when the drive shaft or drive axle is removed on most US and import vehicles
- Side gear centering for Ford® transaxles
- Five caps cover a range of 1-2-3/16" (25.4-55.37 mm)
- Segmented design prevents caps from slipping

YA7244A Quick-Connect/Disconnect Tool

- For late-model Ford® vehicles using push lock connectors on transmission cooler lines, as well as on fuel lines
- 1-1/4" dia

FIH9057B Transmission Line Quick-Disconnect Tool

- For 3/8" O.D. and 1/2" O.D. transmission and fuel lines on certain Ford® and Cadillac® models
- Constructed from a durable 30% glass-filled nylon allows more pressure to be applied and delivers a longer tool life than plastic units
- Compact design allows access in tight quarters

FOS1 Transmission Output Shift Socket

- Four pin socket designed to remove the transmission output shaft retaining nut on Ford® 5R100 automatic transmissions
- Tool needed when doing transmission service such as removing and replacing transmission seals
- Manufactured from special alloy steel
- Precision machined and heat treated for optimum strength and durability

LDT3812 Transmission Oil Cooler Line Disconnect Tool (Blue-Point®)

- Two sizes (3/8 and 1/2") are designed to disconnect transmission cooler lines
- 3/8" for use on 2003-later Ford® V8 Explorer, 2004-later Ford® F-150 and Cadillac® vehicles
- 1/2" for use on Ford® F-250/F-350/F-450 Super-Duty trucks

LDTM3812 Camshaft Seal Kit (Blue-Point®)

- Easily removes and installs camshaft and crankshaft seals without damage
- Compact puller with unique extracting hooks engages seal for quick removal
- Interchangeable sleeves and mandrels allow easy installation of the new seal
- Fits seals 21.5-64 mm

S5902 Oil/Transmission Plug Box End 17 mm, 6-Point, 21 mm, 12-Point Wrench

- Box ends are 17 mm, 6-point and 21 mm, 12-point
- Designed for VW® transmission drain plugs
- 258 mm long

XLE1012A E10-E12 TORX® Standard 10° Offset Box Wrench

- Box end TORX® sizes are E10 and E12
- Drive shaft must be removed when towing 1980 Chevrolet® Corvette® and 1/2-, 3/4- and 1-ton GMC® and Chevrolet® trucks
- Designed to access drive line fasteners
- Also services AMC® drive lines

SLEPL200 1/2" Drive 20EPL TORX Plus® with Countersink Socket

- SLEPL Series of TORX Plus® sockets with a shallow countersink are designed for use on external TORX Plus® low-profile head fasteners so the user can fully engage the fastener head
- For removal and installation of low-profile drive plate and flywheel bolts on QR25 Nissan® motors with automatic transmissions
- Similar to the J-45816 Nissan® specialty tool
- For flywheel bolts on Nissan® QR25 motors with manual transmissions use the FTX50TPE 3/8" Drive T50 TORX Plus® Male Socket

Pressure Gauge Sets

EEPV508 ‡ Automatic Transmission and Engine Pressure Set

- Includes (2) gauge assemblies for high-pressure (500 PSI) and low-pressure (100 PSI) ranges, adaptors to test a wide variety of automatic transmissions, a comprehensive instruction manual with an applications table and a storage case
- (4) special fittings are also included for connection to hard-to-reach test ports in areas requiring a 45° or 90° angle
- High-pressure gauge assembly includes a 3.5" dia. gauge
- 10' flexible hose with fluid coupler
- 6' flexible hose with fluid coupler
- Technical Support: 1-855-779-8880



EEPV508



- Do not use chrome or industrial finish hand tools with impact driver
- Do not use "cheater bars" on handles
- ‡These products can expose you to chemicals which are known to the state of California to cause cancer and reproductive harm. See pages 906-907 for details.
- Read safety precautions on pages W1 to W4

DRIVE LINE: TRANSMISSION



207FHRM

SHRM19

Low-Profile Hex Sockets

Set Contains: 207FHRM

Stock No.	Drive Size, inches	External Hex	Length, inches (mm)	
FHRM7	3/8	7	1 (25.4)	•
FHRM8	3/8	8	1 (25.4)	•
FHRM10	3/8	10	1 (25.4)	•
FHRM12	3/8	12	1 (25.4)	•
FHRM13	3/8	13	1 (25.4)	•
FHRM14	3/8	14	1 (25.4)	•
CPT110A	3/8	17	1 (25.4)	•
SHRM19	1/2	19	1-1/4 (31.72)	

207FHRM 7 pc 3/8" Drive 6-Point Metric Low-Profile Socket Set

- Includes (7) low-profile sockets (7, 8, 10, 12, 13, 14 and 17 mm)



CPT110A

General Service Tools

CPT110A 3/8" Drive 6-Point Metric 17 mm VW® Transmission Drain Plug Socket

- For use on VW® transmission drain plugs
- Additional applications include removing the front wheels on Triumph® Daytona® and America® motorcycles



S8673C1



S8673B3

Bushing/Oil Seal Pullers and Drivers

- Designed to easily remove or replace transmission rear extension housing bushings and oil seals on most Ford®, GM®, Chrysler® and AMC® automatic transmissions

Stock No.	Type	O.D., inches	Depth, inches (mm)	Applications
S8673C1	Driver	—	1-15/16 (49.2)	Ford® C-4 Series, GM® 200/350/375 Series
S8673B3	Seal Installer	2-3/4	1-15/16 (49.2)	Ford® C-4 Series, GM® 200/350/375 Series




CRC1

Transmission Service Tools

CRC1 1/2" Drive Chrysler® Rear Carrier Socket

- Used to turn/adjust the differential bearing adjuster within the differential on Chrysler®/Dodge® 7-1/4", 8-1/4" and 9-1/4" rear ends
- Tool is made of a flat steel piece with a 1-1/4" exterior hex and 1/2" square drive
- Circular step to prevent the tool from going through the adjuster
- Small size for easy access and storage



Snap Ring Pliers

- Parallel jaw lock-ring pliers (high leverage) for easy locking removal/installation
- Cushion grips offer comfort while resisting transmission fluids
- Natural steel finish with a tough, protective clear coating to prevent corrosion

SRP1CF Snap Ring Pliers

- 90° angle serrated jaws (for GM® transmission output shaft)
- Parallel jaw lock-ring pliers (high-leverage) for easy lock-ring removal/installation
- Cold-forged alloy steel ensures a strong, durable tool
- Cushioned plastisol handles are designed for comfort and leverage, reducing fatigue while resisting transmission fluid
- 1/16" tip width
- 8-15/16" long

SRP2CF Snap Ring Pliers

- 90° angle serrated jaws with dimples for lock-rings with tabs
- Parallel jaw lock-ring pliers (high leverage) for easy lock-ring removal/installation
- Cold-forged alloy steel ensures a strong, durable tool
- Cushioned plastisol handles are designed for comfort and leverage, reducing fatigue while resisting transmission fluid
- ASME®/ANSI® B107.19-1993
- 3/32" tip width
- 8-7/8" long

SRP3CF Snap Ring Pliers

- Straight-tip serrated jaws
- Serrated jaw with a dimple for snap rings with tabs
- Cold-forged alloy steel ensures a strong, durable tool
- Cushioned plastisol handles are designed for comfort and leverage, reducing fatigue while resisting transmission fluid
- 3/32" tip width; 1/8" dimple

SRP4 Snap Ring Pliers

- 3/32" wide ends with a 1/8" dia. dimple for snap rings with tabs
- Jaws are bent at a 90° angle
- 14" long

SRP5C Snap Ring Pliers

- Straight, non-serrated tip with dimples for lock-rings with tabs
- Seven pivot points create compound high-leverage for easy lock-ring expansion
- Jaws always remain parallel
- 1/4" tip width; 1/8" tip thickness; 10/18" long

PR15 External Snap Ring Pliers (Blue-Point®)

- Wide 1/16" tips are angled at 90°
- 8-3/4" long

PR16 External Snap Ring Pliers (Blue-Point®)

- Wide 3/16" notched tips
- 8-3/4" long

SRP300CF Snap Ring Pliers Set

- Includes SRP1CF, SRP2CF and SRP3CF Snap Ring Pliers in a storage tray

SRP400B 4 pc Snap Ring Pliers Set

- Includes SRP1CF, SRP2CF, SRP3CF and SRP5B Snap Ring Pliers in a storage tray

Transmission Pump Puller

CJ193 Transmission Pump Puller

- Applications include most GM®, Ford® C-4, C-5 AOD (automatic overdrive) and Chrysler® TF904-72 ON
- Includes a 1-1/4 lb slide hammer and 3/8"-16 x 14" slide screw
- Removal of the front pump on GM®, Ford® and Chrysler® transmissions requires two pullers

CJ193-1-1 Optional Transmission Pump Adaptor

- M10-1.5 male end is designed to work on Ford® and Chrysler® transmission pumps
- 3/8"-16 female end screws onto the CJ193 slide screw
- 2-1/4" long



CJ193



CJ193-1-1



- Do not use chrome or industrial finish hand tools with impact driver
- †These products can expose you to chemicals which are known to the state of California to cause cancer and reproductive harm. See pages 906-907 for details.
- Read safety precautions on pages W1 to W4

DRIVE LINE: TRANSMISSION



YA328A

Magnetic Angle Locator

YA328A Magnetic Angle Locator (Blue-Point®)

- Ideal for checking the drive shaft angle
- Red degree indicator is located behind the numbers for exact reading of graduations
- SAE and metric scales molded into the base of the tool are 1/8" and centimeters
- Large 1-7/8 x 7/8" magnet in the base for secure retention

DRIVE SHAFT



UJP1

Universal Joint Tools

UJP1 Universal Joint Press Set

- Press frame features a large throat and vise mount capability for U-joint applications
- Locking cup design holds the cup in place
- Large, coarse thread pressure screw for extra strength and maximum force
- Grease Zerk fitting for smooth screw action
- Includes an application chart and includes a storage case

CLUTCH



A144A



A145



GA454A



HD1450



SP2031A



A37M



YA7646

Clutch Service Tools

A144A Flywheel Turner

- Used when replacing the clutch pressure plate
- Turns the flywheel to a predetermined point that might be bypassed when bumping with the starter
- 12-1/8" long

A145 Clutch Aligner Set

- Smaller companion to the A37M
- Includes (5) double-ended collets ranging in size from .578-.810"

A37M Clutch Aligner Set

- For vehicles with standard transmissions, including many import cars
- Allows quick aligning for the complete range of single-disc clutches; includes (16) collet sizes ranging from 0.465-1.181"
- Packaged in a PB21 Storage Case

GA454A Adjusting Wrench for Spicer® Clutch

- For internal adjustment of a Spicer® angle spring and multiple lever clutches
- Eliminates the need for prybars that could damage clutch parts
- 15" long

HD1450 Motorcycle Clutch Adjustment Tool

- Features a window in the socket so the technician can see the position of the hex while holding the adjustment screw as the jam nut is tightened
- Unique handle pivots from one side to the other, ensuring the window is always visible
- All-in-one tool, no fumbling with two separate pieces to reach a recessed adjuster

SP2031A † Pilot Bearing Puller (Blue-Point®)

- Attaches to slide hammer shafts with 3/4"-16 or 5/8"-18 threads
- Pressure screw adaptor is made of stress-resistant steel
- Industrial finish

YA7646 Clutch Coupling Tool for Ford® Vehicles (Blue-Point®)

- Reaches and disconnects the hydraulic clutch line from the clutch slave cylinder without damage to the coupling or clutch line
- Same as Ford® No. T88T-70522-A

Lightweight Aluminum Service Jacks

FJ175 1.75-Ton Aluminum High-Performance Jack

- Low 3.4" height fits easily under a variety of vehicles
- 18" maximum lifting height
- Rated at 3,500 lb lifting capacity for a variety of jobs
- Lightweight aluminum design is portable and moves across the floor effortlessly
- Premium hydraulic pump and aircraft-grade aluminum chassis components
- Greater lift height per handle pump stroke than most other jacks
- Rear caster assemblies feature roller thrust bearings for high load capacity
- Professional one-piece handle design with diamond knurling for improved grip
- Single front roller allows for access in narrow areas
- High-performance hydraulic oil for extreme temperature stability and reduced wear
- Grease fittings in the yoke and lift arm pivots for increased longevity
- Meets ASME®/PASE® (2014)



FJ175

Specifications	FJ175
Capacity, lb (kg)	3,500 (1,588)
Low Height, in (mm)	3.42 (86.7)
Max Lifting Height, in (mm)	18 (457)
Saddle Size, Diameter, in (mm)	4.55 (116)
Ground Clearance, in (mm)	0.22 (5.59)
Chassis Length, in (mm)	24.9 (632)
Overall Width at Front Roller, in (mm)	6.74 (171)
Overall Width at Rear Casters, in (mm)	12.6 (320)

Specifications	FJ175
Handle Length, in (mm)	47.8 (1,214)
Front Roller Diameter, in (mm)	1.95 (49.5)
Front Roller Width, in (mm)	5.50 (140)
Caster Wheel Diameter, in (mm)	1.68 (42.7)
Pump Strokes to Reach Max Lifting Height (No Load)	10-12
Hydraulic Oil	Snap-on® High Performance
Weight, lb (kg)	47 (21.3)
Shipping Weight, lb (kg)	50.5 (22.9)

Short Chassis Service Jacks

- Lift arm is contoured to allow clearance with the vehicle's rocker panel
- Premium U-Cup seals on pumps and ram pistons for long life
- Professional one-piece handle design
- Special high-performance hydraulic oil for extreme temperatures and reduced wear
- Internal filtration with a magnet in the pump reservoir to maintain oil cleanliness
- Powder-coated finish for durability
- Dual-pump pistons for speed to reach service height quickly
- Grease fittings in the front wheels and yoke pivot
- Removable saddle with a rubber pad
- Front wheels have a nut and shoulder design for positive retention
- Meets ASME® PASE-2014

Specifications	FJ200	FJ300	FJ400
Capacity, lb (kg)	4,000 (1,814)	6,000 (2,721)	8,000 (3,629)
Low Height, inches (mm)	3-1/2 (89)	3-13/16 (97)	4-3/16 (106)
Max Lifting Height, inches (mm)	23 (584)	23-3/8 (594)	24-1/2 (622)
Saddle size, inches (mm)	5-7/32 x 5-7/32 (132 x 132)	5-7/32 x 5-7/32 (132 x 132)	5-7/32 x 5-7/32 (132 x 132)
Ground Clearance, inches (mm)	9/16 (14)	9/16 (14)	21/32 (17)
Chassis Length, inches (mm)	31 (787)	31 (787)	32-1/2 (826)
Overall Width (at front wheels), inches (mm)	11-1/4 (286)	11-1/4 (286)	11-1/2 (292)
Overall Width (at rear casters), inches (mm)	14-1/2 (368)	14-13/16 (376)	15 (381)
Body Width, inches (mm)	7-1/8 (180)	7-1/8 (180)	7-1/8 (180)
Handle Length, inches (mm)	47-3/16 (1,201)	47-3/16 (1,201)	47-3/16 (1,201)
Side Plate Thickness, inches (mm)	15/64 (6.0)	17/64 (6.7)	9/32 (7.0)
Front Wheel Diameter, inches (mm)	3-5/16 (84)	3-11/16 (94)	2 (51)
Front Wheel Width, inches (mm)	2 (51)	2 (51)	2-19/32 (66)
Axle Diameter, inches (mm)	25/32 (20)	25/32 (20)	1 (25)
Caster Wheel Diameter, inches (mm)	2-19/32 (66)	2-19/32 (66)	3-7/8 (99)
Saddle Raise Height (one pump, no load), inches (mm)	10-11/16 (272)	9-13/32 (239)	8-1/2 (216)
Weight, lb (kg)	101.0 (45.8)	110.8 (50.3)	128.0 (58.1)
Shipping Weight, lb (kg)	103.5 (46.9)	122.0 (55.3)	135.8 (61.6)

Technical Support and Service: 877-762-7664 (US); 866-824-0524 (Canada)



FJ200



FJ300



FJ400



- Do not exceed capacity of jack or jack stands
- Do not work on vehicle supported by jack, use jack stands
- Use jack and jack stands only on hard level surfaces
- Do not use chrome or industrial finish hand tools with impact driver
- †These products can expose you to chemicals which are known to the state of California to cause cancer and reproductive harm. See pages 906-907 for details.
- Read safety precautions on pages W1 to W4

LIFTING: TRANSMISSION JACKS/FUEL TANK STANDS



Under-Hoist Transmission Jacks

- Capacity rating is 1,000 lb
- Maximum height of 75" to access a wide variety of transmissions and transfer cases
- Low height of 35" for ease of lifting transmission off of saddle
- Adjustable ratcheting arm saddle design adapts to virtually any configuration of FWD, RWD and 4-wheel drive transfer case
- Saddle tilt adjusters have ball-bearing thrust washers for ease of adjustment under load
- Heavy-duty wide and stable base configuration is 36 x 36" total width
- (4) 5" polyurethane swivel casters; (2) in each locking style
- Premium seals on pump and ram pistons for long life
- Special high-performance hydraulic oil for extreme temperatures and reduced wear
- Cambuckle tie down strap included to secure load
- ASME PASE 2014 compliant

Specifications	TJ100	TJA100
Capacity, lb (kg)	1,000 (454)	1,000 (454)
Minimum Height To Saddle Plate, inches (mm)	35 (889)	35 (889)
Maximum Height To Saddle Plate, inches (mm)	75 (1,905)	75 (1,905)
Number of Pumps to Reach Maximum Height	72	31
Saddle Finger Width Range, inches (mm)	14.8–23.3 (376–592)	14.8–23.3 (376–592)
Saddle Finger Height Range, inches (mm)	1.0–6.3 (25–160)	1.0–6.3 (25–160)
Saddle Finger Locked Angle Positions, degrees	50/70/90	50/70/90
Saddle Tilt Angle (side to side), degrees	± 10	± 10
Saddle Tilt Angle (fore/aft), degrees	± 10	± 10
Base Size, inches (mm)	36 x 36 (914 x 914)	36 x 36 (914 x 914)
Caster Wheel Diameter, inches (mm)	5 (127)	5 (127)
Tie-Down Strap Width x Length, inches (mm)	1 x 65 (25 x 1,651)	1 x 65 (25 x 1,651)
Hydraulic Oil	Snap-on® High-Performance	Snap-on® High-Performance
Net Weight, lb (kg)	198 (90)	202 (92)
Shipping Weight, lb (kg)	241 (109)	245 (111)

TJ100 1/2-Ton Telescopic Hydraulic Transmission Jack

- Dual-stage hydraulic ram
- Saddle is raised and lowered with hands-free foot pedals

TJA100 1/2-Ton Telescopic Air/Hydraulic Transmission Jack

- Air-assisted dual hydraulic ram
- First stage air-assisted motion is raised and lowered by foot pedals; second stage motion uses a hand lever with a knob for lowering the saddle



YA727B

YA727B 1-Ton Wishbone Hydraulic Transmission Jack (Blue-Point®)

- For use on bus, truck, farm, automotive and construction vehicles
- Load-restraint chain is included
- Two heavy cast adjustable mounting plates
- Four wedges to support the transmission

Floor-Style Transmission Jacks

Specifications	YA727B
Capacity, tons	1
Chassis Length, inches	48
Chassis Width, inches	29-7/8
Exp. Saddle Area, inches	20-1/2 x 18-1/2
Handle Length, inches	19-1/2
Jack Size, inches	47-1/2 x 28-1/4
Lifting Head Size, inches	15-1/2 x 15-1/2
Maximum Height, inches	44-3/4
Minimum Height, inches	10
Saddle Base, inches	18-5/8 x 12-1/4
Tilt	44° (fwd), 39° (rear), 13° (left and right)
Weight, lb	309

Jack Stands (in pairs)

- Sturdy welded steel construction for superior strength
- One-piece multi-position saddle provides a quick adjustment that securely locks into the desired location

Stock No.	Capacity, tons	Low Height, inches	Maximum Height, inches
YA874B	3 (per pair)	12	19
YA875B	6 (per pair)	16-3/8	25-3/8
YA512A	12 (per pair)	17-1/2	27-1/2

YA874B 3-Ton Jack Stands

- 3-ton capacity per pair (2 each)

YA875B 6-Ton Jack Stands

- 6-ton capacity per pair (2 each)

YA512A Jack Stands

- Counter-weighted pawl serves as a secure locking device to prevent the load from accidentally disengaging
- 12-ton capacity per pair (2 each)



YA874B



YA875B



YA512A



YA779B

Utility Stand

- Slim design maximizes work spaces and storage
- Acme screw allows for precise height adjustment

Stock No.	Capacity, tons	Low Height, inches	Maximum Height, inches	Base Size, inches	Cap Size, inches
YA779B	3/4	53-1/4	80	12 (diameter)	5-5/16 x 2-7/16

WHEEL DOLLY



YA765D

Hydraulic Wheel Dolly


- Provides smooth, positive power for the removal and installation of single, tandem, and duplex tires and wheels
- Lift arms can be adjusted to handle different wheel combinations

Stock No.	Capacity, tons	Lift Range, inches	Lifting Arm (length), inches	Lifting Arm (spread), inches	Length, inches	Width, inches	Height, inches
YA765D	3/4	2-1/2-8-3/8	26	27-1/2	45-1/8	39-1/2	34-5/8



- Do not exceed capacity of jack or jack stands
- Do not work on vehicle supported by jack, use jack stands
- Use jack and jack stands only on hard level surfaces
- Read safety precautions on pages W1 to W4

LIFTING: TRANSMISSION JACKS/FUEL TANK STANDS



Transmission Jack Accessories

YA712A Fuel Tank Stand

- Easily services fuel tank, fuel pumps and other components
- Handles fuel tanks up to 40 gal (empty)
- Includes anchoring straps and grounding wire
- 9-1/4" H x 32" L x 15-3/8" W

YA780 Transmission Jack Bracket

- Fits most FWD and RWD automatic transmissions
- Used to stabilize a transmission during removal and installation
- Used with a transmission jack

LIFTING: ENGINE HOISTS AND SLINGS



Engine Hoist and Slings

A238 Engine Sling

- 40" flexible cable with eyelet holes on each end for 1/2" dia. bolts

GA197A Lifting Pulling Tool (Blue-Point®)

- Excellent for removing engines from autos and trucks
- 6' maximum lift
- 2' minimum distance between hooks
- Anchored hook swivels a full 360°
- Automatic letdown provides easy release one notch at a time
- 1-ton capacity

LIFTING: SERVICE JACKS



Hydraulic Bottle Jacks

Stock No.	Capacity, tons	Low Height, inches	Maximum Height, inches	Screw Extension, inches	Base Size, inches	Handle Length, inches	Cap Diameter, inches	Operating Force, lb
YA1228	8	8-7/8	17-5/8	2-3/4	4-3/4 x 4-3/4	18-1/8	1-3/8	101
YA1229A	12	9-1/2	18-5/8	3-1/8	5-1/4 x 5-1/8	18-1/8	1-3/4	102
YAS1229A*	12	6	10-5/8	1-5/8	5-1/4 x 5-1/8	18-1/8	1-3/4	89
YA1233A	20	9-1/2	18-5/8	3-1/8	6-1/4 x 5-7/8	18-1/8	2	109
YAS1233A*	20	6-1/2	11-1/4	1-5/8	6-1/4 x 5-7/8	18-1/8	2	101

*Low-profile model

BATTERY SERVICE

FROM CHARGING, TESTING AND MAINTAINING TO BOOSTING, INVERTING AND DIAGNOSING, WE'VE GOT ALL OF YOUR CUSTOMERS' BATTERY SYSTEM NEEDS COVERED – WHETHER IT'S SERVICING 6, 12 OR 24 V SYSTEMS.

OUR CHARGE IS KEEPING YOU PREPARED.

Our Battery Charger Plus™ is the most advanced way to smart charge batteries at whatever rate you need. We also offer a full line of battery system testers that provide ultimate accuracy in basic, enhanced, wireless and advanced platforms to determine the condition of a battery, alternator or starter. Plus, our engine starters provide the crank assist needed for stranded vehicles.



BATTERY CHARGERS



EEBC500A

Battery Charger Plus™

Specifications	EEBC500A‡	EEBC500INT	EEBC500SOJ
Output Currents A DC	4/15 and 60A Boost	60/12/4	60/15/4
Output Voltages V DC	6/12/24	6/12/24	6/12/24
Input Voltage (rated), V AC	120	230/240	100
Crank Assist Duty Cycle	1/36	1/36	1/36
DC Lead Type	Fixed	Fixed	Fixed
DC Lead Length, feet (meters)	7' 6" (2.3)	7' 6" (2.3)	7' 6" (2.3)
DC Lead Gauge	4 AWG	4 AWG	4 AWG
DC Clamps	500 A	500 A	500 A
AC Cord Length, feet (meters)	9 (2.7)	9 (2.7)	9 (2.7)
Voltmeter	Digital	Digital	Digital
Timer Type	Digital	Digital	Digital
Ventilation	Fan Cooled	Fan Cooled	Fan Cooled
Foam-Filled Wheel Size, inches (mm)	10 (254)	10 (254)	10 (254)
Weight, lb (kg)	91.8 (41.6)	91.8 (41.6)	91.8 (41.6)
Dimensions, L x W x H, inches	20.4 x 16.5 x 30.5	20.4 x 16.5 x 30.5	20.4 x 16.5 x 30.5
Outdoor Use	Yes (cULus)	No	No
Country of Use	North America	Australia, Europe, UK	Japan
Power Supply Cord	Included	EEBC5CABLE-A, E, U, U2	Included

CE

EEBC500A Battery Charger Plus™

- **PLUS:** Exclusive flash reprogram power supply maintains consistent OEM-specified voltage up to 100 A for three minutes
- **ADAPTIVE:** Performs a unique charge cycle for each lead-acid battery type: standard, AGM, GEL and deep cycle
- **VERSATILE:** Charges 6 V batteries, 12 V batteries and 24 V battery packs with a 4 A maintain rate, a 15 A fast rate or a 60 A boost mode
- **CONVENIENT:** Upper and lower battery service tool storage trays
- **INTELLIGENT:** Automatic microprocessor-controlled operation selects algorithm to optimize the cycle without overcharging

- **POWERFUL:** 300 amp engine start with a 20 second crank time at the 12 V setting
- **INFORMATIVE:** In maintain and fast rates, the unit displays the vehicle battery voltage, percent of charge and alternator percent of performance
- **STREAMLINED:** Higher working-height handle helps relieve back strain with an excellent design that looks like no other charger
- **TOUGH:** 10" foam-filled tires with a C-CLIP retention ride on a solid steel axle
- **Technical Support:** 866-713-6007



EEBC5CABLE-A



EEBC5CABLE-E



EEBC5CABLE-U



EEBC5CABLEU2



EEBC500CVR

Battery Charger Plus™

- Select cable for use with EEBC500INT only

EEBC5CABLE-A Australia Power Supply

EEBC5CABLE-E Europe Power Supply

EEBC5CABLE-U United Kingdom Power Supply 16 A

EEBC5CABLEU2 United Kingdom Power Supply 13 A

EEBC500-15 15' Positive and Negative Cable/Clamp Set

- Lead set for the EEBC500 Series

EEBC500CVR Battery Charger Plus™ Cover

- Protective cover for the EEBC500 Battery Charger Plus™ Series and the EEBC400 Series

Basic Chargers

EEBC100A ‡ Battery Charger/Engine Starter (Blue-Point®)

- Tough steel clamps with copper jaws bite and hold top or side mount battery terminals tight
- 200 A 12 V engine starting available
- 40 A boost mode to energize the battery
- 2–6 A maintain mode floats as needed
- 6" wheels move easily over rough ground
- Rugged retractable handle provides convenient storage
- Master switch allows toggling from charge to engine start and off
- Start/Stop button initiates a charge or boost cycle, and a quick stop if needed
- Digital display indicates the voltage selected (6 or 12), the vehicle battery voltage and percent of charge; it also indicates the output current in amps being applied to the vehicle
- Technical Support: 866-713-6007



EEBC100A

Bench Top Charger

Stock No.	Input	Output	Battery Range (optimal)	Charging Cable Length	Dimensions, inches	Shipping Weight, lb (kg)
EEBC61220	120 V AC, 60 Hz, 4.4 A	6 or 12 V; 2, 10 or 20 A	25–200 Ah	6.0'	10.75 L x 4.5 W x 7.875 H	4.94 (2.24)

EEBC61220 Bench Top Battery Charger (Blue-Point®)

- **INTELLIGENT:** Automatic battery charger utilizes an advanced multi-stage charging algorithm for an optimal charge; start the charging routine and walk away—the charger does the rest, without overcharging
- **VERSATILE:** Properly charges all types of lead-acid batteries: standard, AGM and gel, of which each type may also include: flat plate, spiral wound, deep cycle and marine
- **SAFE:** With reverse polarity protection and automatic operation, the charger brings safety to the shop
- **CONVENIENT:** A quick override sequence allows the unit to charge batteries with very low voltage conditions
- **INFORMATIVE:** Digital display indicates the battery voltage or charge percentage



EEBC61220

POWER INVERTERS

Power Inverters

EEPI175 ‡ Power Inverter (Red)

- 175 W power inverter provides 110 V AC power inside of a vehicle
- Plugs into a vehicle's 12 V power outlet
- Convenient size fits in a cupholder
- (2) USB ports to power small electronic devices, such as tablets, computers and cell phones

EEPI175-BLK ‡ Power Inverter (Black)

EEPI2250 ‡ Power Inverter

- 2,250 W of continuous power and 4,500 W peak power to run a wide variety of tools, electronics and appliances
- Stable, clean and reliable power with a high surge capacity for use in the most demanding applications
- (3) 120 V AC outlets
- For tow trucks, fleets, construction vehicles and military use
- Unit must be hard-wired into a vehicle



EEPI175



EEPI175-BLK



EEPI2250



- Charger must be OFF when connecting or disconnecting leads
- Avoid overcharging batteries
- ‡ These products can expose you to chemicals which are known to the state of California to cause cancer and reproductive harm. See pages 906-907 for details.
- Read safety precautions on pages W1 to W4

BATTERY CHARGERS



EEM500A

Battery Maintainer

EEM500A ‡ 6/12 V 4 A Battery Maintainer

- Maintains battery voltage on stored cars, trucks, boats, SUVs, motorcycles and more so they start when required
- Perfect for new car showrooms to maintain battery voltage while car accessories are turned on to show customers
- Fully automatic 6/12 V operation, 4 A charging rate
- Compatible with conventional lead-acid, maintenance-free, AGM, gel and deep-cycle batteries
- Includes a quick-connect output cord with clamp set, ring terminal set and 12 V adaptor output accessories
- LED charging status indication, including completion
- Reverse polarity and battery fault warnings
- The eyelet cable can be permanently connected to a stored vehicle battery for future use

EEM500-1 Clamp Set

EEM500-2 Ring Kit

EEM500-3 12 V Plug



EEM4BANK

Battery Maintainer

EEM4BANK Four Bank Battery Maintenance Station (Blue-Point®)

- Four independent channels; (3) 12 V and (1) 6/12 V
- Automatic operation
- Sealed case
- Small footprint
- VERSATILE: Properly charges and maintains all lead-acid battery types including: conventional flooded, AGM, spiral wound, marine and deep cycle
- INTELLIGENT: Utilizes an advanced multi-phase charging algorithm for an optimal charge every time
- BENEFICIAL: Charge and maintain process results in improved battery condition and restored reserve capacity
- SAFE: Reverse polarity protection and automatic operation the charger brings safety to the shop
- EFFICIENT: Independent outputs means that a troublesome battery on one channel does not create issues for the other channels
- CONVENIENT: Retractable hanger for underhood, wall mount with four-hole back panel or benchtop use
- Quick set up and smart display icon feedback results in effective charging for your operation
- LED indicators for reverse polarity, charging status, diagnostic battery errors and more
- Includes (4) 6' quick-connect lead/clamps (EEM4BANK-1)
- Optional 10' Extension Cable (EEM4BANK-2), 18" Lead/Clamps (EEM4BANK-3) and 18" Ring Terminal Leads (EEM4BANK-4) are available for a variety of shop needs

D-TAC™ Elite

EECS306C D-TAC™ Elite

- D-TAC™ Elite is a diagnostic charger, battery, starting and charging system analyzer, engine starter, DMM, cable voltage drop tester with flash reprogram mode up to 60 amps and more
- Includes the EECS304C MicroVAT™ ELITE Tester, EECS306C-5 Battery Test Cables (10'), EECS306C-6 Post Adaptors and Printer Paper Roll
- Integrated printer and cart
- Efficient multitasking: Once a diagnostic charge session has been started, the MicroVAT™ Elite (top analyzer) can be removed from the charger and used to diagnose other vehicles while the charger continues to diagnose and charge the original battery
- Conductance and deep scan battery test technology with 150 A load capability (a clicking sound heard when load is applied)
- Diagnostic charge cycle continuously monitors battery watching trends while maximizing charge acceptance, minimizing charge time
- No wasted time trying to charge defective batteries

EECS304C MicroVAT™ Elite Tester

- MICROVAT™ Elite is the top unit of the D-TAC™ Elite without the base

EECS306C-2 Amp Clamp

- High (0A 700A); Low (0A 70A)

EECS306C-3 Cable Drop Cables

- Cable voltage drop test cables for EECS306C D-TAC™ Elite and EECS304C MicroVAT™ Elite

EECS306C-4 Multimeter Probes

- Digital multimeter probe set for EECS306C D-TAC™ Elite and EECS304C MicroVAT™ Elite

- Infrared temperature sensor is built into the unit
- Charging system test uses the most innovative and decisive method and digital signal processing
- Cable voltage drop test determines the health of vehicle battery cables (with optional EECS306C-3 Cables)
- Built-in printer provides test results and custom shop information
- 3-1/2" large full-color 1/4" VGA display, color icons and test result graphs
- Visual and voice prompts in English, Spanish, French, Italian, Dutch or German help the user through the diagnostic process
- Digital multimeter (with optional EECS306-4 Lead Set)
- USB and infrared (IR) connectivity
- Heavy-duty ready; for more accuracy and capability, add the optional EECS306C-2 Dual Range Amp Clamp and EECS306C-3 Cable Voltage Drop Test Cables
- Technical Support: 800-388-6453

EECS306C-5 Battery Test Cables

- Battery test cables for EECS306C D-TAC™ Elite and EECS304C MicroVAT™ Elite
- 10' long (included)

EECS306C-6 Post Adaptors

- Included with the D-TAC™ Elite

EECS306C-CVR Protective Cover

- Optional protective vinyl cover for the D-TAC™

EECS500-1 Printer Paper

- Paper for EECS products

EECS304C-1 Soft Storage Case

- Soft-sided carrying case for the EECS304C MicroVAT™ Elite



EECS306C



EECS304C



EECS306C-2



EECS306C-3



EECS306C-4



EECS306C-CVR



EECS304C-1



- Charger must be OFF when connecting or disconnecting leads
- Avoid overcharging batteries
- †These products can expose you to chemicals which are known to the state of California to cause cancer and reproductive harm. See pages 906-907 for details.
- Read safety precautions on pages W1 to W4

BATTERY, STARTING AND CHARGING SYSTEM TESTERS



EECS750A Advanced

Battery System Testers

- Select the perfect battery, starting and charging system tester for your shop by comparing features on the table—Basic, Enhanced, Wireless, Advanced or MicroVAT™
- Test autos, trucks, motorcycles, ATVs and more
- Horizontal hand hold position with easy thumb access buttons enhance the user experience
- Superior accuracy with CCA-required input and conductance technology for rendering battery, starter and charging system status
- Available with either a built-in or external printer (EECS150 does not have print capability)



EECS150 Basic



EECS350 Enhanced



EECS550A Wireless



BATTERY, STARTING AND CHARGING SYSTEM TESTERS



EECS150



EECS350



EECS550A



EECS750A



EECS304C

Specifications	EECS150	EECS350	EECS550A	EECS750A	EECS304C
Model	Basic	Enhanced	Wireless	Advanced	MicroVAT™
CCA Range	100–1,400	100–1,700	100–2,000	100–2,000	100–2,000
CCA Input	•	•	•	Yes	•
Volts	12	6/8/12	6/8-12/24 (24 V Truck Packs of 12 V only, no 24 V Aviation Batteries)	6/8/12/24 (24 V Truck Packs of 12 V only, no 24 V Aviation Batteries)	6/12/24 (24 V Truck Packs of 12 V only, no 24 V Aviation Batteries)
Rating Systems	SAE, EN, IEC	SAE, EN, IEC, DIN, JIS	CCA, CA, SAE, EN, IEC, DIN, JIS	CCA, SAE, EN, IEC, DIN, JIS, MCA	SAE, EN, IEC, DIN, JIS
Battery Type	Standard, AGM	Standard, AGM, EFB	Standard, AGM, GEL, EFB	Flooded, AGM, Gel, ISS EFB	Standard, AGM
Battery Pack	—	—	Yes, Series	Yes, Series/Parallel (1–6)	Yes, Series
Displays Battery Condition	•	•	•	Yes	•
Displays Battery Voltage (SOC)	•	•	•	Yes	•
Displays % of CCA	•	•	•	Yes	•
Tests Discharged Batteries	•	•	Down to 1 V	Down to 1 V	—
Reverse Polarity Protection	•	•	•	Yes – Protection and Detection	•
Cable Integrity Technology	•	•	•	Yes	•
Displays Battery State of Charge	—	•	•	Yes	•
Bad Cell Detection	—	•	•	Yes	•
Temperature Compensation	—	•	± 32 °F	4 Ranges	X – IR Temp Measured
Poor Connection Detection	—	•	•	Yes	•
Custom Header with Date and Time	—	•	•	Yes	•
Retention Magnet	—	•	On Battery Unit	Hanger	•
Post/Stud Adaptors	—	•	•	Yes	•
Surface Charge Warning	—	•	•	Yes	•
Integrated Printer	—	—	—	Yes	•
Voice Prompts	—	—	—	—	•
System Test	Yes – Voltmeter	Yes – Starting/Charging/Ripple/Voltage	Yes – 12/24 V/Starting/Charging/Ripple	Yes – Menu-Driven Routine with Ripple Detection and Graph	Yes – Menu-Driven Routine Includes DSP Technology, Advanced Alternator Diagnostics
Printer Capable	None	IR–PC (optional)	IR–PC (optional)	Integrated	Integrated
Communication	—	IR	IR, Bluetooth® Between Modules	IR to PC, USB	IR, USB
Wireless Controller	—	—	Bluetooth®	No	—
Display	LCD Backlit (3.1" diag.)	LCD Backlit (3.1" diag.)	LCD Backlit (3.1" diag.)	Color 3-1/2" (1/4 VGA)	Color 3-1/2"
Clamps	Small	Medium	Medium	Large	Large
Cable Length	2' Fixed	4' Fixed	2' Fixed	10' Replaceable	10' Replaceable

EECS550-CC Carry Case

- Optional carrying case

EECS-PRINTER Wireless Printer (Blue-Point®)



EECS550-CC



EECS-PRINTER



- Do not short portable booster pack leads against each other
- Avoid contact between liquid and Engine Starters
- Avoid overcharging batteries
- †These products can expose you to chemicals which are known to the state of California to cause cancer and reproductive harm. See pages 906-907 for details.
- Read safety precautions on pages W1 to W4

ENGINE STARTERS



EEJP600



EEJP600v24

Engine Starters, Lead Acid

EEJP600 12 V Lead-Acid Engine Starter+

- 350 cranking amps, 290 cold cranking amps from a high-output sealed AGM battery
- Arc-less connection will not allow operation of clamps connected in reverse polarity
- Digital display indicates internal battery charge percentage and DC voltage, plus vehicle battery voltage when connected
- USB port—5 V DC 2 A to charge phones and other devices
- Override functionality triggers the tech to check the connections and battery condition before cranking if the vehicle battery being worked on is less than 1.5 V DC
- Long reach 60" cables and tough 2-gauge wire
- 4 A built-in charger will not overcharge—to extend the battery life, plug in when not in use
- Separate on/off switch for engine starting versus 12 V port
- Internal battery charges via a 110 V AC from the shop using heavy-duty cord supplied by the shop
- Includes the EEJP600-3 12 V DC to DC Cord
- Optional EEJP600-4A USB Light is available

EEJP600v24 12 and 24 V Lead-Acid Engine Starter+

- 700 cranking amps, 580 cold cranking amps from two high-output sealed AGM batteries
- Override functionality triggers the tech to check the connections and battery condition before cranking if the vehicle battery being worked on is less than 1.5 V DC in 12 V mode and less than 16 V in 24 V mode
- Includes the EEJP600-3 12 V DC to DC Cord
- Optional EEJP600-4A USB Light is available

EEJP600i-4A LED Flex Lite



EEJP600i-4A

Engine Starters, Lead Acid

Specifications	EEJP600	EEJP600v24	EEJP12V	EEJP1224	EEJP4001
Description	12 V Lead-Acid Engine Starter+	12 and 24 V Lead-Acid Engine Starter+	12 V Lead-Acid Engine Starter (Blue-Point®)	12 and 24 V Lead-Acid Engine Starter (Blue-Point®)	12/24 V Lead-Acid Commercial Engine Starter (Blue-Point®)
Cranking Amps, 12 V	350	700	425	850	(based on batteries user installs)
Built-In Internal CEC/DOE Charger	Yes	Yes	Yes	Yes	Yes
Charger Rating	4 A/110 V AC	4 A/110 V AC	3 A/120 V AC	1.5 A/120 V AC	7 A (per battery)/120 V AC
Automatic Smart Charger with Overcharge Protection	Yes	Yes	Yes	—	Yes
12 V DC to DC Cord Included	EEJP600-3‡	EEJP600-3‡	EEJP1224-1	EEJP1224-1	—
Positive and Negative Cable Length, inches	60	60	68	46	120
Positive and Negative Cable Gauge, AWG	2	2	2	2	1/0
12 V Auxiliary Outlet	Yes, 8 Amp	Yes, 8 Amp	Yes, 12 A	Yes, 15 A	—
Weight, lb (kg)	28 (12.7)	44 (19.9)	23 (10.4)	40 (18.14)	77 (35) Without Batteries
Reverse Polarity Protection	Yes	Yes	Yes	—	Yes
Digital Display Accuracy	± 0.3 V DC	± 0.3 V DC	± 0.3 V DC	—	± 0.3 V DC
Digital Display Resolution	0.1 V DC	0.1 V DC	0.1 V DC	—	0.1 V DC
Volt Reading and % of Charge Toggle for Internal Battery	Digital	Digital	—	—	—
Volt Reading for Vehicle Battery	Digital	Digital	—	—	—
USB Port Type	5 V DC, 2 A	5 V DC, 2 A	5 V DC, 2.1 A 5 V DC, 1.1 A	—	—
Field Replaceable Battery	EEJP600-501R‡	EEJP600-501‡ (x2)‡	EEJP600-501R‡	EEJP600-501R (x2)‡	(User installs own batteries)
Error Codes on Display	Yes	Yes	Yes	—	Yes
Flex Light EEJP600i-4A	Optional	Optional	Yes, Built-in LED	—	—
Operating Temperature Range, °F (°C)	0–120 (-18–50)	0–120 (-18–50)	0–120 (-18–50)	0–120 (-18–50)	0–120 (-18–50)
Warranty	1 Year	1 Year	1 Year	1 Year	1 Year



EEJP12V



EEJP1224



EEJP4001

Engine Starters, Lead Acid

EEJP12V 12 V Lead-Acid Engine Starter (Blue-Point®)

- Portable unit provides crank assist to stalled vehicles
- 68" long heavy 2-gauge cables remain flexible in extreme temperatures enabling ideal unit placement during starting
- Dual USB ports (1.1 A and 2.1 A) provide charging power to small electronic devices
- 3 A built-in 110 V AC charger will not over-charge, to extend battery life, plug in when not in use with heavy-duty shop owned cord (not included)
- High-intensity LED light is perfect for dark underhood or night situations
- Clamps have a dual-molded grip and 1,000 A capacity
- 12 V CLA supply to power accessories

EEJP1224 12 and 24 V Lead-Acid Engine Starter (Blue-Point®)

- Portable unit provides crank assist to stalled vehicles
- Convenient tough connectors to switch between 12 V, 24 V or off (unplugged)
- Analog voltmeter provides charge status of internal batteries
- 1.5 A built-in 110 V AC charger will not overcharge; to extend the battery life, plug in when not in use with the included cord
- Robust 46" #2 AWG welding cable leads
- Built-in charger keeps the (2) AGM batteries charged so they are ready when you need them
- 12 V DC, 15 A continuous outlet to power accessories

EEJP1224-1 12 V DC to DC Cord (Blue-Point®)

EEJP1224-2 110 V AC Charge Cord (Blue-Point®)

EEJP4001 12/24 V Wheeled Heavy-Duty Engine Starter (Blue-Point®)

- Perfect for fleets, auction houses, implement dealerships, agricultural or construction operations and any shop with heavy-duty engine starting needs
- 12/24 V commercial engine starter
- Accommodates (2) user owned and installed batteries*; up to group 31
- Built-in charging system maintains the installed batteries so they are ready when needed
- Automatic reverse polarity and voltage spike protection
- Timer, remote switch and detachable output cables for safety
- Tough quick connectors to switch between 12 and 24 V output
- 10' engine starter leads enable access to the starting points on vehicles

*(Note: Truck may have (4) batteries, 1,000+ CCA each; customer purchases (2) batteries with the desired CCA) ASSEMBLY REQUIRED

ENGINE STARTERS, LI-ION

Engine Starters, Li-Ion

EEJP201MBK‡ 12 V Li-Ion Compact Engine Starter/USB Charger and Light

- Ideal for personal-use emergency jumps yet powerful enough for the shop
- For use on power sport, motorcycle and 4- to 8-cylinder autos
- Safer starting via reverse polarity, thermal runaway and short-circuit protection
- Able to start vehicles below freezing
- On-screen commands guide the user
- Bright LED work light or flashing SOS
- Bright LED work light or flashing SOS
- Charge internal battery with AC from a wall or DC from a vehicle
- Includes safety override for vehicle batteries with less than 1.5 V
- Memory-saver capable with optional OBD-II cable, EEJP200M-4 provides 12 V power to the vehicle saving settings, such as radio, seat position, DTCs keyless entry and more



EEJP201MBK



- Avoid contact between liquid and Engine Starters
- Do not short ending starter leads against each other
- Plastic coating on handle does not protect against electric shock
- Do not use "cheater" bars on handles
- Avoid overcharging batteries
- ‡These products can expose you to chemicals which are known to the state of California to cause cancer and reproductive harm. See pages 906-907 for details.
- Read safety precautions on pages W1 to W4

BOOSTER CABLES



BC20500A



BC25500PA

Booster Cables

BC20500A 20' Battery Booster Cable Set

- Low-resistance booster cables with heavy-gauge 100% copper strands send the maximum current to the vehicle being jumped
- 500 A clamps have recessed copper jaws and are fully insulated for safer engine starting
- Heavy-duty clamp jaws and spring bite securely onto top or side post batteries
- 20' long, 2-gauge wire remains flexible in the cold and coils for storage

BC25500PA Plug-In-Style Booster Cables

- Heavy-duty 25' service/tow truck-mounted battery booster cable set
- Heavy-duty clamp jaws and spring bite securely onto top or side post batteries
- Mounting kit included
- Starts the engine of a stranded vehicle without lifting the service/tow truck hood
- Low-resistance booster cables with heavy-gauge 100% copper strands send the maximum current to the vehicle being jumped
- 500 A clamps have recessed copper jaws and are fully insulated for safer engine starting
- 25' long, 2-gauge wire remains flexible in the cold and coils for storage

BATTERY SERVICE TOOLS



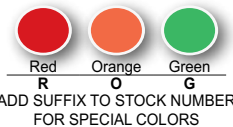
MT302BR

Remote Start Switch

MT302BR † Remote Starter Switch

- 5' leads allow cranking the engine from the sides or beneath the auto while keeping hands away from moving belts and parts
- Switch housing prevents dirt and moisture from affecting the performance
- Switch is rated at 40 A at 12 V or 20 A at 24 V
- Patented Instinct® comfort-designed handle

Colors Available



Specifications	MT302BR
Voltage	6, 12 and 24 V
Cord Color	Black
Cord Type	Straight
Cord Material	EDPM
Cord Length, ft (m)	5 (1.5)
Wire Gauge	12
Switch Amps	40 A @ 6 and 12 V; 20 A @ 24 V
Outside Wire Diameter	0.2 in (5 mm)
Handle Type	Instinct®
Terminal Clip	Copper
Boot Material	Flexible Composite
Overall Length	5' 5" (1.65 m)
Weight	0.82 lb (0.37 kg)



2004BSKA



2005BSKA

Service Kits

2004BSKA 4 pc Battery Service Kit

- Includes (1) angle nose pliers, (1) side battery terminal cleaner, (1) terminal brush and (1) GM® 5/8" battery terminal ratcheting wrench
- Includes a kit bag

2005BSKA 5 pc Battery Service Kit

- Includes (1) angle nose pliers, (1) side battery terminal cleaner, (1) cable clamp pliers, (1) cable clamp puller and (1) battery terminal cleaner
- Includes a kit bag

C0410B Kit Bag

- Fits the 2004BSKA Battery Service Kit



BTC10



BTC3A



BTC7B



BTC8A



BTCR1



YA249



YA249L



YA9484

Terminal Tools

BTC10 Side Terminal Cleaner (Blue-Point®)

- Cutters on one side clean battery contacts and a brush cleans the cable contact
- 4-1/2" long

BTC3A Terminal Brush (Blue-Point®)

- Stiff wire bristles thoroughly clean posts and clamps
- 3-3/8" long

BTC7B Terminal Cleaner (Blue-Point®)

- Cleans posts and cable clamps
- Includes a small circular wire brush with a protective cap to clean side terminals
- Plastic body

BTC8A Terminal Cleaner (Blue-Point®)

- Cleans posts and cable clamps
- Plastic body
- 3-1/2" long

BTCR1 Battery Crimp Tool

- Designed to service battery cables while still attached to the vehicle
- Uses a common wrench and ratchet to securely crimp a cable end
- Crimps battery terminal ends up to 0 AWG cable
- Convenient 14 mm, 9/16" hex drive on heat-treated fine thread actuator and a 16 mm, 5/8" hex on the frame to hold it with a wrench while crimping
- Heat treated for durability

BTCR1-1 Main Body

- Main body for the BTCR1 Battery Crimp Tool

BTCR1-2 Threaded Bolt

- Threaded bolt for the BTCR1 Battery Crimp Tool

YA249 ‡ 5/16" Hex GM® Battery Terminal Ratcheting Box Wrench (Blue-Point®)

- Designed for use on GM® side terminal batteries
- 5/16" hex, 5-1/2" long

YA249L ‡ 5/16" Side Battery Terminal Ratcheting Box Wrench (Blue-Point®)

- Extra long (9-3/4") for connecting/disconnecting battery side terminals on 1994-later Ford® Aerostar® vans and GM® vehicles including 1994-later Pontiac® Grand AM®, Grand Prix®, W body cars, plus Buick® Regal®, Oldsmobile® Cutlass, Chevrolet® Lumina and Lumina APV
- 5/16" wrench size

YA9484 Battery Terminal Crimper (Blue-Point®)

- Ideal for replacing or repairing battery cable terminal ends
- Design helps prevent overcrimping
- Terminal sizes 6-gauge through 4/0



• Plastic coating on handle does not protect against electric shock

• Do not use "cheater" bars on handles

• Avoid overcharging batteries

• ‡ These products can expose you to chemicals which are known to the state of California to cause cancer and reproductive harm. See pages 906-907 for details.

• Read safety precautions on pages W1 to W4

BATTERY SERVICE TOOLS



208CCP



B260A



GA486A



CJ92

Cable Clamp Tools

208CCP Angle Nose Pliers

- Rounded nose protects the battery from damage
- Jaws are offset 30° for better leverage
- 7-3/4" long

B260A Cable Clamp Pliers

- Spreads and cleans cable clamps
- Prybar on one end
- 7-3/8" long

GA486A ‡ Cable Clamp Puller (Blue-Point®)

- Removes cable clamps without damaging posts
- 4" long

CJ92 Cable Clamp Puller

- Self-locking jaws securely grip the terminal and pull without damage to the post
- 1-3/4" spread



BT101

Hydrometer

BT101 Battery Hydrometer (Blue-Point®)

- Determines specific gravity from 1.100–1.300
- No temperature tables required or difficult float reading to observe
- Design enables both the customer and technician an opportunity to view the state of the battery acid



BB6A



GA207A

Fillers

BB6A Filler Bulb (Blue-Point®)

- 6 oz fluid capacity
- Hard rubber stem features an overflow for dripless filling
- 10-1/2" long

GA207A Automatic Filler (Blue-Point®)

- Insert spout into fill hole and press
- Fills battery to correct level without overflow



BL1B

Carrier

BL1B ‡ Battery Carrier (Blue-Point®)

- For top post and side terminal batteries
- Rubber pads securely grip battery widths from 5–7"
- Plastic hand grip provides a firm hold

AIR CONDITIONING

EVEN IF YOU'RE IN A CLIMATE WITH A SHORTER SUMMER, A/C SERVICE STILL REPRESENTS HUGE POTENTIAL. SNAP-ON® A/C RECYCLERS OFFER THE ADVANCED FEATURES, ACCURACY AND SIMPLE OPERATION TO HELP YOU CAPITALIZE ON THE OPPORTUNITY – IN STANDARD, YF AND HYBRID APPLICATIONS.

TOTALLY COOL.

In addition to meeting all current EPA and SAE standards, our A/C recyclers are designed to reduce your shop's refrigerant usage and protect the ozone. And with everything from vacuum pumps and manifold sets to digital thermometers and leak detectors that can pinpoint the tiniest leaks, we can provide the capabilities to handle every aspect of A/C service.

AIR CONDITIONING: RECYCLING/RECHARGING SYSTEMS

Air Conditioning Machine



EEAC330A



EEAC331A



EEAC332A



EEAC333A



EEAC334

Specifications	EEAC330A	EEAC331A	EEAC332A	EEAC333A	EEAC334
Description	PolarTek® A/C Machine	PolarTek® Plus A/C Machine	PolarTek® Hybrid A/C Machine	PolarTek® YF A/C Machine	PolarTek® Dual A/C Machine
Working Temperature Range	-10–49 °C (50–120 °F)	-10–49 °C (50–120 °F)	-10–49 °C (50–120 °F)	-10–49 °C (50–120 °F)	-10–49 °C (50–120 °F)
Compressor	1/3 HP	3/8 HP	3/8 HP	3/8 HP	(2) 3/8 CV Hermetic
Vacuum Pump	3 CFM, 2-Stage	6 CFM	6 CFM	6 CFM	6 CFM
Types of Refrigerant	R134a	R134a	R134a	R1234YF	R134A and R1234YF
Display	Graphic 5"	Graphic 7" Touchscreen	Graphic 7" Touchscreen	Graphic 7" Touchscreen	Graphic 10" Touchscreen
Keypad	Standard Membrane (19 keys)	No	No	No	No
Command Valves	Manual	Automatic	Automatic	Automatic	Automatic
A/C Service Procedure	Semi-Automatic or Manual	Fully Automatic or Manual	Fully Automatic or Manual	Fully Automatic or Manual	Fully Automatic or Manual
Voltage	120 VAC, 60 Hz	120 VAC, 60 Hz	120 VAC, 60 Hz	120 VAC, 60 Hz	115 VAC, 60 Hz
Refrigerant Scale (resolution)	Yes (10 g)	Yes (10 g)	Yes (10 g)	Yes (10 g)	Yes (10 g)
Oil Scale (resolution)	Yes (2 g)	Yes (2 g)	Yes (2 g)	Yes (2 g)	Yes (2 g)
Onboard Oil Injection	Automatic	Automatic	No	No	No
Onboard Dye Injection	No	Automatic	No	No	No
New Oil Container	8.3 oz (250 ml)	8.3 oz (250 ml) Hermetic	No	No	No
Dye Container	No	8.3 oz (250 ml) Hermetic	No	No	No
Used Oil Container	8.3 oz (250 ml)	8.3 oz (250 ml)	8.3 oz (250 ml)	8.3 oz (250 ml)	16.6 oz (500 ml)
Filter System	(1) Humidity Filter	(1) Humidity Filter	(1) Humidity Filter	(1) Humidity Filter	(2) Humidity Filter
Vacuum Pump Service (easy oil change)	Yes	Yes	Yes	Yes	Yes
Service Hoses (external working length)	120"	120"	120"	120"	2 Sets of 120"
Refrigerant Tank Capacity	24 lb	24 lb	24 lb	24 lb	Two Tanks @ 24 lb Ea
High Pressure Gauge	3.2" (80 mm) 580 PSI Cl.1	4" (100 mm) 580 PSI Cl.1	4" (100 mm) 580 PSI Cl.1	4" (100 mm) 580 PSI Cl.1	3.5" (89 mm) 580 PSI Cl.0
Low Pressure Gauge	3.2" (80 mm) 250 PSI Cl.1	4" (100 mm) 250 PSI Cl.1	4" (100 mm) 250 PSI Cl.1	4" (100 mm) 250 PSI Cl.1	3.5" (89 mm) 250 PSI Cl.0
Thermal Printer	No	Yes	Yes	Yes	Yes
Tank Heater	Yes	Yes	Yes	Yes	Yes
Status Light	No	Yes	Yes	Yes	Yes
Software Update Service	Yes (USB key)	Yes (USB key)	Yes (USB key)	Yes (USB key)	Yes (USB key)
Service Archive	Yes	Yes	Yes	Yes	Yes
Vehicle Database	Yes	Yes	Yes	Yes	Yes
Hose Flushing Function	Not Available	Not Available	Yes	Yes	Yes
Gas Identifier	Not Available	Not Available	Not Available	Yes	Yes

TECHNICAL SUPPORT: 1-800-225-5786

A/C Service Center Accessories

EEAC325A1 Filter Dryer

- Spin-on filter dryer for EEAC324A, EEAC325A, EEAC324B, EEAC325B, EEAC325BH and EEAC326
- Mandatory filter lock-out will occur after filtering 150 lb of refrigerant

EEAC330-23A Filter Dryer

- Filter Dryer for all PolarTek® machines

EEAC325A4 Oil Drain Bottle

- Oil Drain Bottle for EEAC324B/EEAC325B

EEAC330CVR Cover for PolarTek® A/C Machines

- Protects machines from dust, moisture, and overall shop environment
- Form-fitted with small hook-and-loop rear opening for easy on-and-off
- Polyester
- For EEAC330, EEAC330A, EEAC331, EEAC331A, EEAC332, EEAC332A, EEAC333 and EEAC333A machines

EEAC334CVR Cover for PolarTek® Dual A/C Machine

- Protects machine from dust, moisture and overall shop environment
- Form-fitted with small hook-and-loop rear opening for easy on-and-off
- Polyester
- For EEAC334 machine

ACTFILTERPL Sealant and Dye Filter (Blue-Point®)

- Filters and separates A/C sealants, dyes, debris, lubricants and other contaminants
- Damage results from Type I sealants or Type II entering A/C service equipment from a vehicle during servicing
- ACTFILTERPL is not required or recommended for SAE® J2788 certified EEAC324A/EEAC325A and EEAC324B/EEAC325B recyclers
- Works with all R134a A/C service centers
- Traps lubricant, dye and oil sludge
- Permits consistent flow, even after trapping a large volume of contaminants

ACTFILTER1 Replacement Filter Kit (Blue-Point®)

- Replacement filter for ACTFILTERPL

SS3294 A/C Merchandising Shop Banner

- Durable, weather-resistant plastic
- Measures 82 x 34"
- Includes 60" ropes at corners
- 2 x 8' reinforced vinyl banner with eyelets for mounting

Oil Change Kits

ACT71-0A Vacuum Pump Oil (Blue-Point®)

- 32 oz bottle

EAK0029C01AB Compressor Oil Change Kit

- Use on EEAC310A, EEAC313A, EEAC316A, EEAC318A, EEAC324A/EEAC324B and EEAC325A/EEAC325B
- Includes two quarts of oil, parts and instructions

Master Dryer Kit

EAK0030C01AB Master Dryer Kit

- Filter/dryer kit is used on virtually all A/C service units, such as early R12 models and later R134a models
- Use with EEAC301B, EEAC304D, EEAC313A (R12 side), EEAC316A, EEAC318A, EEAC319A, EEAC320A
- Filter/dryer should be changed regularly depending on unit usage
- Includes filter and instructions

Filter Dryers

EAK0030C02AB Master Dryer Kit

- Use on EEAC313A (R134a side)

EAK0095C01AB Filter Dryer

- Use on EEAC307C, EEAC308C and EEAC310A (R12 side)

EAK0095C02AB Filter Dryer

- Use on EEAC313A (R134a side)

EEAC326-1 Identifier Filter

- Use on EEAC326



EEAC325A1



EEAC330-23A



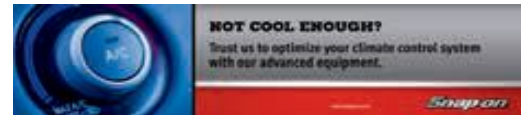
EEAC330CVR



ACTFILTERPL



ACTFILTER1



SS3294



ACT71-0A



EAK0029C01AB



EAK0030C01AB



- Wear safety shield (user and bystander)
- Read safety precautions on pages W1 to W4

AIR CONDITIONING: SERVICE EQUIPMENT



ACT825



ACT900



ACT785B

Heated Sensor Leak Detectors

Specifications	ACT825‡	ACT900	ACT785B†
Sensitivity Range	≤0.05 oz/yr (1.5 g/yr); ≤0.25 oz/yr (7 g/yr); ≤0.50 oz/yr (14 g/yr)	.05 oz/yr (R134a); .015 oz/yr (R134yf); .03 oz/yr (R22)	.05 oz/yr (R134a); .015 oz/yr (R134yf); .03 oz/yr (R22)
UV Mode	True	(3) UV LEDs	—
UV Wave Length	390–400 nm	395–415 nm	—
Inspection Light Mode	—	White LED Lights	—
Sensing Tip Life	2,000 Hours	>500 Hours	>500 Hours
Power Supply	(2) D Batteries	(4) AA Batteries (Alkaline)	(4) AA Batteries (Alkaline)
Battery Life	60 Hours Continuous	8 Hours Continuous	8 Hours Continuous
Warm-Up Time	<60 Seconds	<20 Seconds	<20 Seconds
Automatic and Manual Calibration	Yes	Yes	Yes
Probe Length	16"	17"	17"
Warranty	3 Years (Leak Detector Only); 1 Year (Mini UV Flashlight)	3 Years (2 Years on Sensor)	3 Years (2 Years on Sensor)
Display	LCD	Color Graphic LCD	Seven Segment Digital (1–9)
Alarm Near Sensor	Unit Will Alarm	Visual LED at Tip	Visual LED at Tip
Carrying Case	Included	Included	Included

† C E

ACT825‡ Refrigerant Gas Heated Sensor Leak Detector

- SAE® certified electronic leak detector with color LCD display
- Displays the relative magnitude of leaks detected
- Displays unit readiness: wait, ready or interference
- Low, medium and high sensitivity with visual indication
- Displays the selected mode: peak, hold or mute
- Displays accumulated sensors hours on request with a low battery indicator
- Large color LCD display
- Flexible 15.5" probe
- Meets/exceeds SAE® J2791 (R134a) and SAE® J2913 (R1234yf) certifications
- Highly sensitive sensor detects extremely low levels of chlorofluorocarbon gases

ACT900 Refrigerant Leak Detector

- Patented 3-LED UV lighting; 395–415 Nm wavelength for optimum air-conditioning dye fluorescence
- Sweep mode function to pinpoint leak source
- Unique color LCD display with graphics and messages
- Automatic/manual calibration and reset to ambient levels
- Mute handle with vibrator
- Low battery indicator
- SAE® J2791 (R134a) and SAE® J2913* certified
- Three adjustable sensitivity levels
- 2 year warranty

ACT785B Digital Heated Sensor Leak Detector

- Unique digital alarm with numeric leak size indicator
- Long life, stable sensor
- Automatic calibration is useful in heavily contaminated areas—the unit automatically recalibrates (re-zeroes) to ambient levels, which stops the constant alarm, only responding to higher levels of refrigerant; this allows the unit to search for the true source of the leak
- Manual calibration—useful for smaller leaks; this also allows for recalibration to ambient levels, but only when the user chooses to do so (user may want the calibration to remain constant while searching for small leaks)
- Three adjustable sensitivity levels
- True mechanical pump
- Features low battery indicator and mute
- SAE® J2791 (R134a) and SAE® J2913 (HFO-1234yf) certified, EN14624 certified
- Garage tough
- Visual LED leak alarm near the sensor (with numeric leak size indicator)
- Inspection light utilizes bright 6,000 MCD LEDs
- Includes carry case



ACT790A



ACTLD700

Combustible Gas Detectors

Specifications	ACT790A	ACTLD700†
Sensitivity Range	5 ppm (Methane); 5 ppm (Propane)	.07 oz/yr (R134a), .04 oz/yr (R22)
UV Mode	—	—
UV Wave Length	—	—
Inspection Light Mode	—	—
Sensing Tip Life	>300 Hours	>200
Power Supply	(4) AA Batteries (Alkaline)	—
Battery Life	8 Hours Continuous	6
Warm-Up Time	<10 Seconds	25 Seconds
Automatic and Manual Calibration	—	No
Probe Length	17"	15-1/2"
Warranty	3 Years (2 Years on Sensor)	1 Year
Display	Seven Segment Digital (1–9)	—
Alarm Near Sensor	—	—
Carrying Case	Included	Included

† C E

ACT790A Combustible Gas Detector

- Finds leaks in fuel and exhaust systems, plus verifies the integrity of fuel storage containers
- Detectable compounds include acetylene, iso-butane (R600a), methane, ethane (R170), propane (R290), hydrogen, acetone, methanol and gasoline
- 17" probe
- Uses (4) AA alkaline batteries
- Conforms with SAE® J1627 and is designed to conform with SAE® J2791
- Features audio mute function, automatic calibration, three levels of sensitivity and a long life sensor
- Numeric leak size indicator
- 10-3/8" body length
- Comfortable neoprene grip
- Intrinsic safety certified
- Flashing probe LED visual leak indicator
- Includes high-impact injection-molded instrument case
- Two-year warranty on the detector, two-year warranty on the sensor

ACTLD700‡ Compact Leak Detector (Blue-Point®)

- Extremely sensitive to low levels of chlorofluorocarbon gases commonly found in the automotive industry including acetone, acetylene, ammonia, benzene, butane, butanol, chlorine, ethane, ethanol, gasoline, hexane, hydrogen, hydrogen sulfide, isobutene, methane, methanol, methyl acetate, methyl chloride, methyl ether, naphtha, n-butane, pentane, propane, propanol, sulfur dioxide and trichloroethane
- Detects all refrigerants: HFC, CFC, HCFC and blends
- Multiple sensitivity settings, more sensitive to leaks and extended life sensor lasts over 2,000 hours of use
- Detects the best operating condition for the sensor and automatically calibrates
- Includes true UV light and case

- (6) multicolor vertical LEDs display the following information to the user: relative signal level of the detected leak, selected sensitivity range of the unit (low/medium or high) and diagnostic information (such as low battery, interference/wait, contaminated atmosphere or fault conditions of the unit)
- Keypad controls include an on/off, volume/mute, sensitivity (select between High/Medium/Low), and peak (when multiple leaks are suspected)
- SAE® J2791, SAE® J2913 and EN24624 certified

ACT7851 Sensor with Filter

- Sensor with filter for the ACT785 Leak Detector

ACT7852 Filter Kit

- Filter kit for ACT785

ACT7853 Test Vial

- Test vial for ACT785

ACT7854 Storage Case

- Cushioned storage case for ACT785



- Wear safety shield (user and bystander)
- ‡These products can expose you to chemicals which are known to the state of California to cause cancer and reproductive harm. See pages 906-907 for details.
- Read safety precautions on pages W1 to W4

AIR CONDITIONING: SERVICE EQUIPMENT



ACT120A

Electronic Refrigerant Scale

Specifications	ACT120A‡
Capacity, lb (kg)	±.16 oz (±0.01 kg) or 0.1% of Reading (whichever is greater)
Accuracy	0.01 lb (0.01 kg)
Resolution	32–120 °F (0–49 °C)
Operating Temperature	9" (228.6 mm) Square
Platform	9 V Battery (included)
Power Supply	40
Battery Life (Approximate), Hours	40

ACT120A‡ Portable Electronic Refrigerant Scale (Blue-Point®)

- For use with R12, R134a or R1234yf refrigerants
- Reads transfer amount during charging or recovery operations
- Reads in pounds or kilograms
- Auto off function after three hours



ACTUVPROKT

Metered UV Injection Kit and Accessories

ACTUVPROKT Metered UV Injection Kit

- New technology dye injection solution
- One precise squeeze of the trigger per application
- More accurate than caulk-style guns
- Includes a high-capacity 12 oz cartridge that covers 96 applications

ACTUVPRO12 Dye Cartridge (12 oz)

- 12 oz dye cartridge for ACTUVPROKT
- Replacement 12 oz cartridge with 96 applications for use with ACTUVPROKT
- Universal dye is safe for all A/C systems, SAE® certified and OEM approved

ACTUVPRO Injection Gun

- Replacement Injection gun for a ACTUVPROKT metered UV injection kit



ACTUVGUNB



ACTUVGUNB8



ACTUVKITD

Ultraviolet Leak Detector Kits

- Inject the dye in low side port on an automotive A/C system, circulate and check for leaks with the UV mini light
- Detects leaks as slow as 1/4 oz per year
- Uses optional dyes to check for leaks in engines, transmissions, hydraulic systems and power steering systems

ACTUVGUNB Injection Gun Kit

- Includes (1) 8 oz dye cartridge, and Injector
- #### ACTUVGUNB8 Universal Dye Cartridge (8 oz)
- 8 oz universal dye cartridge services up to 64 applications
 - SAE® J2297 certified and OEM approved dye
 - Service stickers included

ACTUVKITD R12/R134a UV Leak Detection Kit

- Includes (1) 8 oz dye cartridge, (1) R12 Injection Gun Adaptor, (1) R134a Injection Gun Adaptor, (1) pair of UV enhancing glasses, (1) injector and (1) rechargeable true UV light



ACTUVMINI4



ACTUVINJKTA



ACTUVDYE8

Ultraviolet Leak Detector Kits (LED Lite)

ACTUVMINI4 ‡ Mini LED UV Flex Light and UV Goggles Kit (Blue-Point®)

- Bright LED light with a 12" flexible probe gets into tight spots
- Comfort grip light handle has a convenient on/off button
- Includes a flex light and UV safety glasses

ACTUVINJKTA A/C Leak Detection Kit

- Detects A/C refrigerant leaks quickly and easily
- Universal A/C dye is SAE® certified and OEM approved
- Includes Universal A/C dye to service up to 40 vehicles (ACTUVKITRHT for refills), exclusive gun-style injector and dye cartridge, powerful 1 W Luxeon® light (compatible with fluorescent dye), UV glasses, a convenient storage case, an R134a adaptor and service stickers

ACTUVKITRHTA Dye Cartridge

- Four 1 oz cartridges for use with ACTUVINJKTA
- Services up to 40 vehicles

ACTUVC10 Dye Cartridge with Service Labels

- 10-application dye cartridge with (10) A/C service labels

ACTUVGUN100 Compact Injection Gun (Blue-Point®)

- Compact injection gun used in ACTUVKITJRA

ACTUVDYE8 Universal Dye

- 8 oz bottle with a precise measuring chamber

Ultraviolet Leak Detector Dye Cartridges/Accessories

Stock No.	Description
ACTUVGUN2	Universal A/C Dye Cartridge (4 oz)
ACTUVKITJR1	A/C Dye Cartridges (6) 1/4 oz
ACTUVKITJR2	A/C Dye Cartridges (6) 1 oz
YAUV4N1	Engine/Transmission/Hydraulic/Power Steering Accessory Dye Cartridges (6) 1 oz
ACTUVGUN3	Injection Gun
ACTUVGUN5	R134a Injection Gun Adaptor

Stock No.	Description
ACTUVGUNA9	R12 System Injection Gun Adaptor (Blue-Point®)
ACTUVKITJR3	Applicator Hose (Blue-Point®)
ACTUVLITE4	UV Safety Glasses (Blue-Point®)
ACTUVLITE6	Replacement Bulb
ACTUVLITEA9	Storage Case
ACTUVLITEA10	Replacement Lens

Universal A/C Dye

ACTR53625 Universally Compatible A/C Dye

- Universal dye for automotive and HVAC A/C systems
- Cost-efficient, concentrated dye is SAE® J2297 approved
- 25 applications per 2 oz bottle; 1/12 oz per application
- For automotive use, one application equals 1/12 oz (2.5 ml), per 10 oz (300 ml) of oil
- For HVAC use, one application equals 1/12 oz (2.5 ml) per 7 lb (3.2 kg) of refrigerant
- Dye may be injected using any standard dye/oil injector, including the recommended Snap-on® ACT53134A injector
- Compatible with all oils
- After injecting the dye into an automotive or HVAC A/C system and allowing it to circulate, throughout system—then use a UV light to locate the leak



ACTR53625

Ultraviolet Flashlight

CTLUV761 14.4 V MicroLithium UV Cordless Work Light

- Detect leaks with this 14.4 V MicroLithium cordless UV Work Light
- Compatible with standard leak detection dyes
- Inspection range of 8' or more
- More than 10 hours of run-time
- Tempered-glass lens
- Resists automotive fluids
- Low battery indicator (10 minutes)
- Works great with ACTR53625 universal dye
- Includes fluorescence-enhancing glasses



CTLUV761



- Wear safety shield (user and bystander)
- ‡These products can expose you to chemicals which are known to the state of California to cause cancer and reproductive harm. See pages 906-907 for details.
- Read safety precautions on pages W1 to W4

AIR CONDITIONING: SERVICE EQUIPMENT



ACT92707

Hybrid A/C Compressor Oil

ACT92707 Synthetic Hybrid A/C Compressor Oil

- High dielectric nonconductive formula provides advanced hybrid A/C compressor protection
- Formulated for vehicles with electric A/C compressors
- Provides outstanding lubricity and compressor protection
- Contains conditioners, inhibitors and anti-wear agents
- Used to recharge or top off the oil charge of electric A/C compressors



ECFUV17

Flashlights

ECFUV17 17-LED True UV Flashlight Kit (Blue-Point®)

- (17) true UV LED bulbs provide impressive illumination
- Aluminum body with textured grip for durability and ease of use
- 25,000 hour bulb life for excellent reliability
- Uses (3) AAA alkaline batteries
- On/off switch is located on the handle
- Amber UV safety glasses also included
- 380–385 Nm UV wavelength
- 22-hour run time under normal work conditions



ECFUVLEDA

ECFUVLEDA True UV Rechargeable Flashlight Kit (Blue-Point®)

- 400 Nm wavelength—the sweet spot for A/C, oil and coolant dye leak detection
- 95-minute run time at constant power output
- Plug-in charger and UV-enhancing glasses are included
- Focusing lens enables broad and narrow searches
- Lithium ion battery
- Compact aluminum housing
- On/off switch is located on the handle

Accessories

ECSPA004-UV UV Penlight

- Offers the full spectrum of UV leak detection—both 400 Nm (purple) and 450 Nm (blue) in one light
- Independent switching provides quick, straightforward access to the mode of choice (400 Nm versus 450 Nm)
- Magnets on both the pocket clip and the base
- Five-plus-hour run time using standard alkaline batteries
- Rugged ABS material insures durability and long life
- Uses (3) AAA batteries (included)



ECSPA004-UV

Ultraviolet Safety Glasses

GLASSUV1 UV Safety Glasses

- Adjustable temple length and lens inclination provide a customizable fit
- Meets or exceeds ANSI® Z87.1 2015 standard
- CE EN166 certified



GLASSUV1

AC Service Kit

ACT91339 O-Ring Service Kit (Blue-Point®)

- Complete O-ring assortment for use on R134a and R12 A/C systems
- Includes 18 common O-ring sizes (270 total)



ACT91339



ACTR5150A

Digital Manifold Gauges (R134a) ACTR5150A ‡ Digital Manifold Gauge Set (R134a) (Blue-Point®)

- Displays refrigerant and oil capacities
- Large easy-to-read LCD screen displays pressure and vacuum readings for R134a
- High-quality aluminum block manifold
- Performs system leak check at the conclusion of the evacuation process
- Heavy-duty hook folds and stores on the back
- Rubber boot for added protection
- Includes digital manifold, (3) 72" hoses and (2) manual couplers in a storage case



ACTR4131A

Manifold Test Gauges (R134a) ACTR4131A ‡ A/C Manifold Gauge Set

- Anti-flutter gauges smooth-out needle movement
- Easy-grip all-metal side-mounted knobs
- Piston-type free-floating valves reduce O-ring wear
- Manual R134a couplers
- 60" red, blue and yellow inner nylon layer hoses meet EPA, SAE® and UL® standards
- Yellow hose includes shut-off valve



ACTR4151A

ACTR4151A ‡ Manifold Gauge Set

- Manual couplers are spring loaded to eliminate service valve damage
- Extruded aluminum body with solid brass fittings
- High- and low-side silicon anti-flutter gauges (65 mm) reduce vibration
- Sight glass permits visual monitoring of refrigerant flow
- 96" yellow charging hose, plus 72" red and blue hoses



ACTR5134A

ACTR5134A ‡ Premium Manifold Gauge Set

- Extra-large
- 80 mm gauge face and oversized sight glass for better visibility
- Large 1/4 turn open/close manifold ball valves
- Manual high and low couplers for quick connections
- 72" red and blue nylon barrier hoses meet EPA, SAE® and UL® standards
- 96" yellow charging hose



ACTR4772-2

ACTR4772-2 ‡ Low-Side Quick Coupler



ACTR4772-3

ACTR4772-3 ‡ High-Side Quick Coupler



ACTR9600

Heavy-Duty Manifold Test Gauges ACTR9600 ‡ Heavy-Duty Truck/Bus Manifold Gauge Set

- Heavy-duty A/C manifold for large trucks, buses and reefer applications
- Larger profile aluminum block versus smaller import blocks on competitive units
- Heavy-duty conversion couplers for durability
- Couplers are spring-loaded to prevent damage to valve cores
- Silicon-dampened gauges for durability
- Extra-long 96" Goodyear® hoses for added reach; (1) each in red, blue and yellow



ACT51234A

Manifold Test Gauges (R134a/R12) ACT51234A ‡ Dual Refrigerant Manifold Test Gauge (R12/R134a)

- Three sets of hoses (72" red and blue, plus 96" yellow) permit true interchange between R12 and R134a refrigerants
- Large 1/4 turn positive open/close manifold ball valves
- Oversized sight glass for easy-flow viewing
- Extra-large 80 mm gauge face for better visibility
- Manual high and low couplers for quick connections
- Nylon barrier hoses meet EPA®, SAE® and UL® standards
- Extra access port for a vacuum line



ACTR1234YF

ACTR1234YF ‡ 1234YF Manifold Gauge Set

- For vehicles using new 1234yf refrigerant
- Red and blue nylon barrier hoses with 12 mm male fittings on both ends
- R1234yf high- and low-side couplers

ACTR1234YF1 ‡ 1234YF High-Side Coupler

- For vehicles using new 1234yf refrigerant

ACTR1234YF2 ‡ 1234YF Low-Side Coupler

- For vehicles using new 1234yf refrigerant



- Wear safety shield (user and bystander)
- ‡These products can expose you to chemicals which are known to the state of California to cause cancer and reproductive harm. See pages 906-907 for details.
- Read safety precautions on pages W1 to W4

AIR CONDITIONING: SERVICE EQUIPMENT



ACTRB72



ACTRY96



ACTB72

Replacement Hoses (R134a)

- Low permeation hoses for internal equipment connections
- 1/2" ACME® fittings
- Hoses comply with SAE® J2197

ACTRB72 † R134a Replacement Hose

- Blue, 6' length

ACTRB96 † Replacement Hose

- Blue, 8' Length

ACTRR72 † R134a Replacement Hose

- Red, 6' length

ACTRR96 † Replacement Hose

- Red, 8' length

ACTRY72 † R134a Replacement Hose

- Yellow, 6' length

ACTRY96 † Replacement Hose

- Yellow, 8' length



ACTB72A



ACTY72A



ACTR72A



ACTY72



ACTY96

Replacement Hoses (R12)

ACTB72 † Replacement Hose (R12)

- Blue, 6' length
- 1/4 turn manual shut-off valve

ACTB72A † Replacement Hose (R12)

- Blue, 6' length
- Automatic shut-off valve

ACTR72A † Replacement Hose (R12)

- Red, 6'
- Automatic shut-off valve

ACTY72 † Replacement Hose (R12)

- Yellow, 6' length
- 1/4 turn manual shut-off valve

ACTY72A † Replacement Hose (R12)

- Yellow, 6' length
- Automatic shut-off valve

ACTY96 † Replacement Hose (R12)

- Yellow, 6' length
- 1/4-turn manual shutoff valve

A/C Hose Crimping Tools

Stock No.	Description	Fitting Size	Hose Size	Set Contains:	
				ACT2100‡	ACTMAN2100‡
ACT21001‡	Crimping Tool	—	—	•	•
ACT21003‡	Standard Die Set	#8	13/32"	•	•
ACT21005‡	Standard Die Set	#12	5/8"	•	•
ACT21006‡	Reduced Barrier Die Set	#6	5/16"	•	•
ACT21007‡	Reduced Barrier Die Set	#10	1/2"	•	•
ACT21008	Reduced Barrier Die Set	#12	5/8"	•	•



ACT2100




ACTMAN2100

ACT2100 ‡ Hydraulic A/C Hose Crimper Set

- Recrimps or installs most barbed and beaded fittings
- Allows the user to create standard or custom length A/C hoses
- Set contains the hand-operated hydraulic crimping tool (ACT21001), (4) sets of dies for standard fittings and (4) sets of dies for reduced-barrier fittings

ACTMAN2100 ‡ Manual A/C Hose Crimper Set (Blue-Point®)

- Manual version of the ACT2100 Hydraulic Hose Crimper
- Easily mounts to a workbench or held securely in a vise
- Includes a complete set of dies covering standard #6, #8, #10 and #12 hose sizes



ACT28B



ACT9005



ACT9103



ACT9106



ACT9006

Vacuum Pumps (R12)

Stock No.	Description	Free Air Displacement	Shipping Weight, lb	Ultimate Vacuum
ACT28B‡	Vacuum Pump (R12) (Blue-Point®)	Air Operated	5	28 in Hg

Stock No.	No. of Stages	Free Air Displacement	Ultimate Vacuum	Motor	Pump Speed	Electrical Specs	Shipping Weight, lb
ACT9005‡	1	1.5 CFM	75 Microns	1/6 HP	3,450 RPM	110 V, 60 Hz	16
ACT9103‡	1	3 CFM	75 Microns	1/4 HP	1,720 RPM	110 V, 60 Hz	17
ACT9106‡	1	6 CFM	75 Microns	1/4 HP	1,720 RPM	110 V, 60 Hz	22
ACT9006‡	2	6 CFM	15 Microns	1/3 HP	3,440 RPM	110/220 V, 50/60 Hz	24.6

ACT9005 ‡ 1.5 CFM Deep Rotary Vane Single-Stage Vacuum Pump (Blue-Point®)

- High-efficiency, single-stage 1.5 CFM pump
- Ultimate vacuum of 100 microns
- Three inlet port sizes: 1/4, 3/8 SAE® and 1/2" ACME
- Gas ballast valve helps prevent oil contamination
- Easy-access oil fill port
- 1/6 HP
- 120 V AC motor
- Weight: 16 lb
- Oil capacity: 6 oz

ACT9006 ‡ 6.0 CFM Deep Rotary Vane 2-Stage Vacuum Pump (Blue-Point®)

- High-efficiency, two-stage 6 CFM pump
- Ultimate vacuum is 25 microns
- Three inlet port sizes: 1/4, 3/8 SAE® and 1/2" ACME
- Easy-access oil fill port
- 1/3 HP
- 120 V AC motor
- Weight: 38 lb
- Oil capacity: 8 oz



- Wear safety shield (user and bystander)
- ‡These products can expose you to chemicals which are known to the state of California to cause cancer and reproductive harm. See pages 906-907 for details.
- Read safety precautions on pages W1 to W4

AIR CONDITIONING: SERVICE EQUIPMENT (R134A, R12, R1234YF)



ACT1297



ACT1298



ACT2105

Valve Core Tools

ACT1297 ‡ Master Valve Core Tool Set (R134a/R12)


- High side GM®/Ford® R12 adaptor (1/4 x 3/16")
- High side Ford® R12 adaptor (1/4 x 1/8")
- GM® large bore valve core remover/installer assembly
- JRA R134a valve core remover/installer assembly
- Eton R134a low side valve core remover/installer assembly
- Eton R134a high side valve core remover/installer assembly. Valve assembly enables changes under pressure
- R134a high side connector (16 mm)
- R134a low side connector (13 mm)—1/4" FL swivel connector
- Plastic box for set component storage

ACT2105 ‡ Orifice Tube Service Kit

- Installs and removes any style orifice tube
- Removes broken screens and tubes
- Includes an auger point shaft puller, for GM® vehicles, brass extension, puller, remover arbor, remover nut and a storage case

ACT1298 1234yf Remover/Installer Kit

- Valve core remover/installer for R1234yf vehicles
- Removes valve cores with no refrigerant loss
- Ball valve construction for years of reliable service
- 17 and 14 mm high- and low-service couplers
- Covers all 1234yf valve cores



ACT413A

Can Tapper Valve

ACT413A ‡ Side Mount Can Tap Valve

- Fits R134a (2 7/8"), R12 (2-1/2") and oil (2") US standard charge cans
- Includes 1/2" ACME-M and 1/4" FL-M ports
- Internal safety check valve prevents system backflow
- Composite construction with brass ports
- Includes an insert for smaller cans
- Locking handle provides constant pressure



ACT1300B

Seal and Clutch Service

ACT1300B ‡ A/C Clutch Remover Set

- Simplifies removal/installation of A/C compressor clutch and clutch plates
- Provides access to shaft seals
- For use with Ford®, Chrysler® and GM® vehicle A/C compressors
- Includes an adjustable spanner wrench

AIR CONDITIONING: SERVICE EQUIPMENT (R134A, R12, R1234YF)



ACTR82375

Oil and Dye Injectors

ACTR82375 ‡ 2 oz Oil Injector (R134a only)

- Used to add refrigerant oil or large amounts of UV leak-detection dyes to A/C systems
- Quickly adapts to manifold gauge sets or charging equipment
- 1/2" ACME male x 13 mm R134a low side female threads
- 2 oz capacity
- For R134a use only



ACT53134A

ACT53134A ‡ Oil Injector (Blue-Point®)

- Great for use on standard and hybrid R134a systems
- Any dye/oil can be put into the AC53134A and injected into the system
- Dye/oil can be injected while the system is under a vacuum, or against the pressure while the system is full and running
- Heavy-duty anodized aluminum construction for years of reliable use
- Injection measurements are 1/10 oz for concentrated dye, 1/4 oz for standard dye and ml



ACT53135

ACT53135 ‡ R1234yf Refill Dye/Oil Injector (Blue-Point®)

- Refillable oil/dye injector for R1234yf vehicles
- Heavy-duty aluminum construction for years of reliable performance
- Complete with a R1234yf low side coupler
- Easy twist-style injector for accurate measurements



Thermometers

TEMP2A Digital Thermometer (Blue-Point®)

- Use on A/C systems, cooling systems and other applications
- Reads temperature of liquids, solids and gases
- Easy to read display in °F and °C
- Temperature ranges: -58–300 °F (-50–150 °C)
- Resolution: ±0.1 °F (±0.1 °C)
- Accuracy: ±2.0 °F (± 1.0 °C)
- Response time: updates every 1.5 seconds
- Battery: MTACDC1-1 with 35-minute auto power off
- Probe length: 3-1/2" (89 mm)
- Overall length: 7" (178 mm) with case
- Includes tip cover and magnetic back for easy storage

TEMP10 Pocket Digital Thermometer (Blue-Point®)

- Measures liquid, air and surface temperatures via a sturdy stainless steel probe
- Digital display for easy viewing
- Angled viewing head can be rotated 180°
- Convertible from Fahrenheit (F) to Centigrade (C)
- Temperature ranges: -58–300 °F (-50–150 °C)
- Plastic carrying sheath

TEMP200 Digital Dual Thermometer

- Provides the ability to measure temperature at two different locations, provides a differential value and expedites the tuning of HVAC systems
- 10' cable provides the ability to support larger vehicles, multi-vented SUVs and other similar applications
- Large easy-to-read LCD provides quick and accurate usage of the tool
- Strong clip on the back of the housing provides the ability to quickly attach the main unit to most venting systems
- Handy magnetic tip on the external sensor provides the ability for hands-free operation and measurement
- Large magnet on the back of the clip provides the unit a more versatile attachment method within engine compartments and other ferrous locations
- Temperature range: 50–400 °F
- Accuracy: ±1

TEMP100 Multi-Functional Thermometer

- Temperature range of -58–400 °F covers extremes for a multitude of applications
- Overall length enables maximum reach of 6-15/64"
- Magnet on the end of the protective sleeve can be used as a pickup tool

- Reads in Fahrenheit (F) or Celsius (C)
- Can be calibrated in the field
- Snap-on® Instinct® handle
- Narrow tip steel shaft provides quicker readings than thicker shaft units
- Easy-to-read LCD display
- Data hold button holds readings especially in hard-to-see areas
- Handy pocket clip for easy access of the tool at all times
- Auto power off (35 minutes)
- Dual magnets on the pocket clip to mount to ferrous surfaces, such as a tool storage unit
- Slots in the pocket protector result in quick air temperature readings
- Verifies A/C and heating system temperatures to ensure proper functioning
- Checks vent temperatures to ensure proper system air flow to each vent

ACT73A Dual Scale Dial Type Thermometer (Blue-Point®)

- Range 0–220 °F in 2° increments
- Checks temperature of condenser, outside air and cooling power
- 1-3/4" dia

ACT83A Pocket Dial Type Thermometer (Blue-Point®)

- Temperature range 0–220 °F in 2° increments
- Immerse stem about 2" in liquids, 4" in gases
- 1" dia



- Wear safety shield (user and bystander)
- †These products can expose you to chemicals which are known to the state of California to cause cancer and reproductive harm. See pages 906-907 for details.
- Read safety precautions on pages W1 to W4

AIR CONDITIONING: SERVICE TOOLS



ACT106B



ACT1008A



ACT1009A

Adaptors/Valves/Connectors

ACT106B ‡ Expansion Tube Remover

- For most GM® vehicle models
- 4" long

ACT1008A ‡ Orifice Tube Tool

- Services A/C systems
- 6-1/4" long

ACT1009A Orifice Tube Remover

- Used as a CCOT and FFOT screen extractor
- For use in conjunction with ACT106B



ACT1046C



ACT111B



TR108



TR109



ACT1290A



ACT81290



R404



RF818SC



ACT499A



TLE80A



ACT407



GOGGLE1



ACT1370

Service Tools

ACT1046C ‡ Blue-Point® Flush Kit

- Pressure flush condensers, evaporators and refrigerant lines after A/C system is completely discharged
- Designed to work with any lightweight flushing material that can be mixed with pressurized air
- Includes flush gun, hose, canister and canister adaptor

ACT111B ‡ Compressor Oil Injector Adaptor

- Aluminum body holds up to 2 oz of oil
- Uses pressure differential of the high and low side of A/C system

TR108 Tire Valve Core Tool

- Designed to install and remove standard tire valve cores
- Larger screwdriver-style handle
- Comfortable, durable acetate handle
- 4-3/4" long

TR109 Valve Core Tool

- Used to remove or replace valve cores on A/C systems (large bore)
- 6-3/4" long

ACT1290A Universal Valve Core Service Tool

- Removes and replaces standard size Schrader-style valve cores, plus the larger size found in GM® vehicle systems

ACT81290 ‡ Universal Large Bore Remover

- For use on R12/R134a standard valve cores and JRA/EATON large bore R134a valve cores

ACT499A ‡ Adjustable Spanner Wrench

- Adjustable three-stud design for R-4 compressors in GM® vehicles
- For use on some GM®, Warner®, Pitts® and Ogura® vehicle clutches

R404 ‡ Refrigeration Ratcheting Box Wrench

- Four popular square sizes: 3/16, 1/4, 5/16 and 3/8"
- Quick ratcheting action with reverse levers at both ends

RF818SC ‡ 9/16" 6-Point 1/4" Female Square Refrigerant Ratcheting Box Wrench

- 9/16" 6-point for servicing compressor valve caps on one end
- 1/4" female square on the other end for vehicles without Schrader valves

TLE80A 1/4" Drive TORX® E6 Shallow Socket

- Services E6 TORX® fasteners on 1977-later Eaton® and York® compressors

TLE80A 1/4" Drive TORX® E8 Shallow Socket

- E8 is the correct size to use on upper alternator/generator studs on 2005 Ford® Escape® and 2005 Mazda® Tribute
- Other applications include the head bolts on many automotive A/C compressors
- Manufactured from special alloy steel
- Precision forged and heat treated for optimum strength and durability

ACT407 Fin Straightener and Cleaner

- Multihead tool handles 8, 9, 10, 12, 14 and 15 fins per inch
- 4-1/4" long

GOGGLE1 Protective Goggles

- ANSI® Z87.1-1989

ACT1370 6 pc Disconnect Set (Blue-Point®)

- For use on air-conditioning spring couplings, as well as push-lock connectors on radiator and transmission lines
- Use for disconnecting spring couplings on Ford®, GM® and Chrysler® air conditioning lines
- Works on fuel lines and can be used as push-lock connectors on radiator and transmission lines
- Includes (6) disconnect tools: 5/16, 3/8, 1/2, 5/8, 3/4 and 7/8"
- Includes a holder

COOLING

EARN CUSTOMER LOYALTY AND EXTRA INCOME BY KEEPING THEIR CARS RUNNING COOL WITH OVERALL RADIATOR, THERMOSTAT AND COOLING SYSTEM MAINTENANCE. NO ONE OFFERS MORE ADVANCED COOLING TOOLS THAN SNAP-ON®.

**KEEP YOUR
COOL BY
DOING THE
JOB RIGHT THE
FIRST TIME.**

From fillers and pressure testers to radiator cap adapters, we not only offer a wide breadth, we make sure they're the most precise and dependable cooling tools you can buy.

COOLING: RADIATOR TOOLS**RADKITULTRA****SVTSRAD272A****SVTSRAD372TA****SVTSRAD272U****Vacuum Cooling System Fillers****RADKITULTRA Cooling Refill/Retention Tool**

- Performs both “Coolant Refill” and “Retention”, saving significant time on coolant jobs
- Easy to change from “Refill” to “Retention” so there is no need for two tools, like many competitive products
- Removes hard-to-reach air pockets that can overheat the vehicle
- 5’ exhaust hose directs coolant mist away from the work area and vehicle for safety
- Allows the removal of lower parts, such as water pumps and lower radiator hoses—without draining the system
- Convenient push-button vacuum control valve
- Protective gauge boot helps prevent damage and scratches
- Comes in a rugged case for easy, neat storage
- Vacuum gauge 0–30 in Hg

SVTSRAD272A ‡ Vacuum Cooling System Filler

- The cooling system refiller provides a benchmark in pumping speed and system evacuation
- The Venturi creates a maximum vacuum of 28.2 Hg, translating to 14% less air remaining within the cooling system; a significant improvement over the previous Snap-on® model
- Evacuation pumping speed has been improved to 2.6 CFM over the existing 2.0 CFM standard of other units, resulting in a 30% increase in speed
- Refill the system faster than ever with a refill rate of 22.7 seconds/gallon—a 23% increase in speed
- Works with all existing TA* and TAB* cooling adaptors—available separately for virtually all import and US vehicles
- Eliminates cooling system air locks that can cause overheating
- Ideal for vehicle-specific shops or municipal garages
- Able to use the adaptors provided with the SVTS272
- Gauge includes an internal shock resistance feature and protective rubber boot to assure an accurate reading
- Includes a main body assembly, Venturi and hose assembly, suction hose assembly and instruction manual with complete adaptor list

SVTSRAD272U ‡ Universal Cooling System Filler

- Same features as SVTSRAD272A, except unit is a universal version that does not require cooling system adaptors
- Includes (2) universal-style cones to cover most applications
- The cooling system refiller provides a benchmark in pumping speed and system evacuation
- The Venturi creates a maximum vacuum of 28.2 Hg, translating to 14% less air remaining within the cooling system; a significant improvement over the previous Snap-on® model
- Evacuation pumping speed has been improved to 2.6 CFM over the existing 2.0 CFM standard of other units, resulting in a 30% increase in speed
- Refill your system faster than ever with a refill rate of 22.7 seconds/gallon—a 23% increase in speed

SVTSRAD372TA ‡ Truck Coolant Refiller

- The first refiller designed specifically for large trucks and oversize systems; built of the highest quality parts and cut from aircraft-grade aluminum alloy
- The dual Venturi system has a higher capacity and a faster vacuum capability than smaller automotive refillers
- Redesigned pressure gauge allows the tech to read the gauge from the shop floor and not have to climb to an elevated position to monitor the tool
- Longer and larger intake hoses are included to accommodate the height and length of large vehicles and trucks
- Fast refilling means almost a 50% improvement in coolant evacuation—a 20-gallon system can be emptied in under 10 minutes versus over 21 minutes with alternative products
- New vacuum generator creates a much higher vacuum than is possible with alternative products—provides the most complete fill possible, and reduces the risk of callbacks due to trapped air or other complications



RADKITPLUSA

Vacuum Cooling System Fillers

RADKITPLUSA Cooling System Vacuum/Filler

- Easily eliminates cooling system air locks that can cause overheating
- Uses shop air to pressure test large volumes safely and quickly with a 15 PSI maximum pressure release valve
- Gauge protector helps prevent damage to gauge housing
- Vacuum generator plus large internal passageways produce an industry leading coolant retention rate in excess of 12 CFM
- Switch from coolant retention to pressure testing with the turn of a valve handle
- Requires a 90 PSI (4.2 CFM) air supply
- Includes a Venturi assembly gauge, gauge protector, refill hose assembly, adaptors for most applications, universal fit cone adaptor, hose assembly and instruction manual with a complete adaptor list
- Includes a storage case



RADKITPLUSJR

RADKITPLUSJR Vacuum Cooling System Refiller (Blue-Point®)

- Reduces system filling time, eliminates air locks and checks for system leaks
- Compact size allows access in restricted underhood areas
- Cone adaptor ensures the unit will work on most US and import passenger vehicles and light trucks
- Push-button control valve eliminates the need to interchange hoses
- Shop air (90 PSI) quickly draws a powerful vacuum
- Eliminates system bleeding and purging

COOLING: TESTERS



SVTS272



SVTS263A



SVTS2000

Cooling System Testers

SVTS272 ‡ Cooling System Tester

- System tester will achieve high-pressure with fewer pump strokes
- Design reduces physical effort by nearly one-half
- Includes (4) of the most commonly required adaptors
- Easy identification—adaptors look like the caps from the systems they test
- Safe pressure relief system protects the technician from exposure to the coolant
- Pump can produce up to 30 PSI to pressure test cooling system of cars and light trucks, and even heavy-duty trucks with included adaptors
- Set can test over 90% of the vehicles in the field
- Set can pressure test most US- or Asian-made vehicles
- Additional adaptors are required to test European-made vehicles

SVTS263A ‡ Air Powered Cooling System Pressure Tester

- Uses pressure regulated shop air to pressure test cooling systems for leaks
- Sensitive pressure regulation allows safe testing of small systems
- Sufficient capacity to fill large systems in seconds
- Stainless steel rugged and chrome-plated components ensure maximum durability and a lasting finish
- Pressure gauge has an internal shock absorber protection and rubber boot
- Safety spring release cap assembly limits pressure to no more than 30 PSI
- Convenient swivel hook allows the unit to be hung from under the vehicle hood
- Includes (3) of the most common cooling system adaptors: TAB10036, SVT262-28A and TA38C

SVTS2000 ‡ Coolant Barrier Pressure Tester

- Change cooling system components without draining the system
- Uses shop air to pressure test large volumes safely and quickly with a 15 PSI maximum pressure release valve
- Large hose and higher air flow allows even overfilled systems to be worked on without draining
- Vacuum generator plus large internal passageways produce an industry leading coolant retention rate in excess of 12 CFM
- Switch from coolant retention to pressure testing with the turn of a valve handle
- Clear intake hose allows the technician to see when the coolant is being pulled into the tool



• ‡These products can expose you to chemicals which are known to the state of California to cause cancer and reproductive harm. See pages 906-907 for details.
• Read safety precautions on pages W1 to W4

COOLING: RADIATOR TOOLS



SVT262-28A



SVT262-29



TA16B



TA18B



TA27



TA31A



TA30A



TA32A



TAB1C035



TA34A



TA36GM



TA38C



TA39A



TA41



TA40



TA44



TA45



TA46



TA48



TA50



TA52



TA54

Cooling System Tester Accessories

Radiator adaptors and cap adaptors listed below can be used with the SVTS272 Series and SVTS263 Series cooling system testers. See the SVTS272 cooling system tester instruction manual for a complete listing of specific model year applications. Interactive adaptor search is also available at www.snaponradiatortools.com.

Radiator Adaptor	Cap Adaptor	Vehicle Applications
SVT262-28A	SVT262-29	Acura®, Chevrolet®, Chrysler®/Dodge®/Eagle®/Plymouth®, Ford®/Lincoln®/Mercury®, Geo®, Honda®, Hyundai®, Infiniti®, Isuzu®, Lexus®, Mazda®, Mitsubishi®, Nissan®, Subaru®, Suzuki® and Toyota®
TA16B	—	VW® and Audi®
TA18B	—	Volvo®, Saab®, Jeep®, Sterling® and Renault®
TA27	—	Volvo® Large Trucks with 63 mm x 3 mm Threaded Filler Neck
TA31A	TA30A	Volkswagen®
TA32A	TAB1C035	Buick®, Cadillac®, Chevrolet®, Ford®, International®, Mercedes-Benz®, Oldsmobile®, Pontiac®, Saturn®, Freightliner®, Kenworth® and Peterbilt®
TA34A	—	Cadillac®, Chevrolet®, DAEWOO®, Ford®, Jaguar®, Land Rover®, Pontiac®, Saab®, Saturn® and Suzuki®
TA36GM	—	Buick®, Cadillac®, Chevrolet®, Chrysler®, Dodge®, Freightliner®, GMC®, Hummer®, Isuzu®, Jeep®, Mazda®, Oldsmobile®, Pontiac®, Saab®, Saturn®, Suzuki®, and Thomas Built Buses®
TA38C	TA39A	Acura®, Chevrolet®, Chrysler®, Dodge®, Eagle®, Geo®, Honda®, Isuzu®, Lexus®, Mazda®, Mitsubishi®, Pontiac®, Scion®, Subaru®, Suzuki®, Toyota®
TA41	TA40	Audi®, Bentley®, Lamborghini®, Porsche®, Volkswagen®
TA44	TA45	Chrysler®, Infiniti® and Mercedes-Benz®
TA46	TAB1C047	Aston Martin®, Ford®, Jaguar® and Mazda®
TA48	—	Lexus®, Lotus®, Scion® and Toyota®
TA50	—	Volvo® Large Trucks with 48 mm x 3 mm Male Thread on Filler Neck
TA52	—	Mazda® 3 (2004–later) and Volvo® S40/V50 (2004–later)
TA54	—	Freightliner® Trucks with 60 x 3 mm Male Thread on Filler Neck



SVTA18000

SVTA18000 18 pc Anodized Aluminum Cooling System Adaptor Kit

- Set contains (18) adaptors in a plastic case, including: SVT262-28A, TA16B, TA18B, TA31A, TA34A, TA36GM, TA38C, TA41, TA44, TA46, TA48, TA52, TA56, TA58, TA86, TA93, TA345A and TA445
- An excellent display case; includes all adaptors necessary for testing passenger vehicle cooling systems through 2015
- Adaptors are made with anodized aluminum and chrome plated zinc
- Plastic box available separately (PBSVTA1417)
- Includes a laminated adaptor application sheet for quick reference and the cooling system application booklet



SVTA9100

SVTA9100 9 pc Truck Cooling System Adaptor Set

- Built of high-grade aluminum, steel and composite materials
- Developed to work in conjunction with existing coolant system pressure testers and refillers – SVTS272 Coolant System Pressure Tester—SVTSRAD372TA Large Truck Refiller
- Includes: TA18B, TA27, TA32A, TA42, TA50, TA52, TA54, TA84, and TA4505; packaged in the PBSVTA8100 Carry Case

Cooling System Tester Accessories

Radiator Adaptor	Cap Adaptor	Vehicle Applications
TA56	TA57	Cadillac® CTS V (2009–current), Chevrolet® Cobalt SS (2005–2010) and Volt, Chrysler® Pacifica (2017–current) and Saturn® Ion Redline (2004 and later) with Supercharger cooling systems
TA58	TA59	Dodge® Sprinter Van (2007–2010) with 42 x 2.5 mm Thread On Filler Neck and Mercedes-Benz® Sprinter® Van (2011–current)
TA92	—	Chevrolet® and GMC® pick-ups with Duramax: for use with pressure testing; note: left hand thread (2017–current)
TA445	—	BMW® and Rolls-Royce®
TA4503	—	Buick®, Chevrolet® and Pontiac®
TA245A	—	BMW® and Mercury®
TA345A	TA346A	BMW® and Land Rover®
TA4505	TA4504	AGCO®, John Deere®, Massey-Ferguson®, White and Other Trucks and Heavy-Duty Vehicles with Large Fill (“B”) Neck (2-11/16”)
TA450A	—	AGCO®, John Deere®, Massey-Ferguson®, White and Other Trucks and Heavy-Duty Vehicles with Large Fill (“B”) Neck (2-11/16”) Includes A450-1A Rubber Plug
—	SVT262-21	Audi®, Buick®, Cadillac®, Chevrolet®, Chrysler®, Dodge®, Eagle, Ford®, GMC®, Hummer®, Isuzu®, Jaguar®, Jeep®, Lincoln®, Mazda®, Mercedes-Benz®, Mercury®, Mitsubishi®, Oldsmobile®, Pontiac®, Plymouth®, Subaru®, Volkswagen® and Volvo®
SVT262-28R	—	Toyota® Sienna (1998–2006) Remote-Style Adaptor
TA60	—	Porsche® Boxster/Cayman (2007–2014) Remote-Style Adaptor
TA63	—	BMW® (5, 6 and 7 series; X5 and X6), Infiniti® (2019–current QX30 and QX50), Rolls-Royce® Ghost and SMART® (all models, 2016–current)
TA67	—	KTM® Motorcycles
TA72	—	Alfa Romeo®, Dodge®, Fiat®, Maserati® and McLaren®
TA84	—	Kenworth® T270 and T370 Trucks (2015–current)
TA86	—	Hyundai® and Kia®
TA88	—	XC90T8 Hybrid and XC40® Volvo®
TA93	—	Chevrolet® and GMC® with Duramax® (L5P diesel) (2017–current)

Please see snaponradiatortools.com to enter vehicle make, model and year.



- †These products can expose you to chemicals which are known to the state of California to cause cancer and reproductive harm. See pages 906-907 for details.
- Read safety precautions on pages W1 to W4

COOLING: RADIATOR TOOLS



TAB10022 TAB10025 TAB10031 TAB10034



TAB10036 TAB10041 TAB10044 TAB10046



TAB10048 TAB10052 TAB10056 TAB10058



TAB10063 TAB10069 TAB10070 TAB10072



TAB10076 TAB10078 TAB10086 TAB1C087



TAB10090 TAB10093 TAB10245 TAB10345



TAB10445 TAB10052R



SVTAB1400A

Cooling System Adaptors

Radiator Adaptor	Cap Adaptor	Vehicle Applications
TAB10022	TAB1C023	Audi®, Porsche®, Smart®, Volkswagen®
TAB10025	TAB1C026	Ferrari®, Renault®, Saab®, Sterling®, Volvo®
TAB10031	—	Volkswagen® (1990–1998)
TAB10034	TAB1C047	Cadillac®, Chevrolet®, Daewoo®, Ford®, Jaguar®, Land Rover®, Pontiac®, Saab®, Saturn®, Suzuki®
TAB10036	TAB1C035	Buick®, Cadillac®, Chevrolet®, Dodge®, Ford®, Freightliner®, GMC®, Hummer®, Infiniti®, International®, Isuzu®, Jaguar®, Jeep®, Land Rover®, Lincoln®, Mazda®, Mercedes-Benz®, Mercury®, Nissan®, Pontiac®, Saab®, Saturn®, Suzuki®
TAB10041	—	Audi®, Bentley®, Lamborghini®, Porsche®, Volkswagen®
TAB10044	—	Chrysler®, Mercedes-Benz®
TAB10046	TAB1C047	Aston Martin®, Ford®, Jaguar®, Mazda®
TAB10048	TAB1C049	Some Lexus®, Scion®, Toyota® (especially hybrids)
TAB10052	TAB1C053	Aston Martin®, Ford®, Land Rover®, Mazda®, Volvo®
TAB10056	—	Cadillac®, Chevrolet®, Saturn®, Chrysler®
TAB10058	—	Dodge®, Freightliner®, Mercedes-Benz® Sprinter® Vans
TAB10063	TAB1C026	BMW® Turbocharger, MINI®, Nissan®, SMART®
TAB10069	—	KTM® Motorcycles
TAB10070	—	Aprilia® Motorcycles
TAB10072	TAB1C026	Alfa Romeo®, Fiat®, Maserati®, McLaren®, RAM®
TAB10076	—	Liebherr® Cranes, Van Hool® Bus
TAB10078	—	Porsche® Boxter and Cayman
TAB10086	TAB1C087	Hyundai®, Kia®
TAB10090	—	Industrial Applications with 4" Opening
TAB10093	—	Chevrolet® and GMC® Pickups with Duramax®: for Use with Vacuum Filling (Note: left-hand thread)
TAB10245	—	Pre-1988 BMW®, Merkur®
TAB10345	—	Most Models BMW® (1988–2008) and Land Rover®
TAB10445	TAB1C446	BMW®, Rolls-Royce®

Please see snaponradiatortools.com to enter vehicle make, model and year.

TAB10052R Cooling System Remote-Style Adaptor

- Using the remote adaptor can save between 30–60 minutes when testing the cooling system
- No need to remove the cowl to access the cooling system cap
- Anodized aluminum and chrome-plated zinc add durability and corrosion resistance
- For use in low overhead applications, such as Ford® Escape® (2013–2016)

SVTAB1400A 14 pc Cooling System Adaptor Set (Blue-Point®)

- TAB series adaptors feature a composite metal/plastic construction for a lower cost option
- Includes (14) composite metal/plastic radiator adaptors: TAB10022, TAB10025, TAB10031, TAB10034, TAB10041, TAB10044, TAB10046, TAB10048, TAB10056, TAB10058, TAB10086, TAB10093, TAB10345, TAB10445, packaged in the PBSVTA1417 Storage Case
- Adaptors are shaped like the caps from the systems they test to make identification easy
- Storage case has extra storage compartments to accommodate the pump and gauge assembly and original three adaptors from the SVTS262C set
- Adaptors are shaped like the caps from the systems they test to make identification easy
- See instruction manual for a complete listing of all applications

PBSVTA1417 Storage Case (Blue-Point®)

- Removable cover for display
- For SVTAB1400A and SVTA18000

Cooling System Testers (Bladder Sealing System)

Stock No.	Description	Applications
SVT2752	Gauge (0-30 psi) (Blue-Point®)	—
SVT2753	3 pc Spare Bladder Kit (Blue-Point®)	—
SVT2756	Neck Extension	VW® Header Tanks
SVT2757	Neck Extension (Blue-Point®)	Japanese Micro Vehicles
SVT2758	Neck Extension (Blue-Point®)	Audi®/VW® Header Tanks
SVT2759	Cap Adaptor (Blue-Point®)	Standard Bayonet, Ford® Header Tank and GM® N-body
SVT27510	Cap Adaptor (Blue-Point®)	Jeep®, Saab® and Audi®/VW® External Thread Header Tanks
SVT27511	Cap Adaptor (Blue-Point®)	Small Japanese Deep and Audi®/VW® Internal Thread Header Tanks
SVT27512	Cap Adaptor (Blue-Point®)	Small Japanese Shallow and Late-Model Audi®/VW® External Thread Header Tanks
SVT27513	Cap Adaptor (Blue-Point®)	Late-Model BMW®, Land Rover® and Range Rover®
SVT27514	Cap Adaptor (Blue-Point®)	Late-Model Mercedes-Benz® with Thread Type
SVT27515A	Pressure Pump	—
SVT27516	Valve Seal Service Kit (Blue-Point®)	—
SVT27517	Head Assembly (Blue-Point®)	—



SVT275A

SVT275A Cooling System Tester Set (Blue-Point®)

- Inflatable bladder-sealing system enables use with most passenger and light commercial vehicles
- Tests header tanks and radiator systems, as well as thread-type and bayonet-style caps
- Locate leaks from head gaskets, radiator and heater cores, Welch plugs and housings, water pumps and hoses
- Tests cap relief pressure and seal condition
- Suitable for marine applications
- Fluid drain tube allows coolant to be returned to the reservoir or safely collected for recycling
- Cycle-tested to over 1,500 inflations
- Set includes a pressure pump, gauge, spare bladder, valve seal kit, head assembly, (3) neck extensions, (6) cap adaptors, air supply hose and an instruction manual in a storage case

COOLING: TESTERS



GDCT16


Leak Testers

GDCT16 Combustion Leak Tester

- Provides an easy and quick way to diagnose engine overheating problems
- Checks for leaks between the combustion chamber and the cooling system
- Tests head and gasket for combustion leaks before removing the radiator
- Double chamber in the testing unit provides a high level of accuracy
- For use on water-cooled gas and diesel engines
- Kit includes a complete test chamber, 16 oz bottle of testing fluid and instructions

GDCT161 Leak Detector Fluid (Blue-Point®)

- 16 oz bottle of leak testing fluid for the GDCT16 Combustion Leak Tester



AF102

Antifreeze and Coolant Tester

AF102 Antifreeze Hydrometer (Blue-Point®)

- Degree of protection is indicated by a direct reading; no temperature compensation scales are required
- Range of -60–32 °F
- Range of -51–0 °C
- Tests hot and cold solutions



WARNING



• Read safety precautions on pages W1 to W4



YA1000A



HCR1



YA9521



YA9325-1



YA9980A



YA6160



YA6210



YA6120



FCT706

Hose Cutters and Removers

YA1000A 9-5/8" Multi-Cutter (Blue-Point®)

- Ideal for cutting heater hoses, fuel line hoses, copper wiring, PVC pipes, wiper hoses and air brake hoses, plus any resilient or semi-resilient material with a 0–1-1/8" dia.
- Comfort contoured handles with plastic grips
- Wire loop for safe storage
- 9-5/8" long

YA1000A1 Replacement Blade

- Replacement blade for the YA1000A Multi-Cutter

HCR1 Heater Hose Coupler Removal Tool (Blue-Point®)

- Removes broken heater hose couplers on GM® vehicles
- Can be used with an impact wrench

Fan Clutch Wrenches/Pulley Holders

YA9521 Flat Wrench (Blue-Point®)

- 36/48 mm wrench size, 356 mm long

YA9325-1 Metric Flat Wrench (Blue-Point®)

- 36 mm wrench size, 343 mm long

YA9980A Water Pump Fan Clutch Pulley Holder (Blue-Point®)

- Used on vehicles with pressed on pulleys
- For use on 6.0 L V8 1999–later GM® and 3.9 L V6, 4.7 L V8, 5.2 L V8, 5.9 L V8, 8.0 L V10 1998–later Chrysler®
- Cannot be used on Chrysler® 4.7 L V8 using factory replacement water pumps

YA6160 Universal Fan Clutch Pulley Holder (Blue-Point®)

- Removes and replaces the fan clutch on vehicles using bolt-on water pump pulleys
- Reverse pulley holder is for assembly operations
- Use with the YA9521 36/48 mm wrench or YA9526 40 mm wrench for many Chrysler®, Ford®, Lincoln®, Mercury® and GM® applications

YA6120 Fan Clutch Wrench for BMW®/Audi®/VW® Vehicles (Blue-Point®)

- 32 mm fan clutch wrench is used with the YA6160 Fan Clutch Pulley Holding Tool to service 1996–later Audi® vehicles, 1998–later 3.0 L V6 VW® Passat®, plus BMW® 3, 5, 6, 7, 8, X and Z series vehicles
- YA6160 works on all models listed except 4.0 L and 4.4 L V8 engines
- Made from heat-treated steel
- 17" (431.8 mm) overall length

FCT706 Fan Clutch Wrench (Blue-Point®)

- Used for heavy-duty truck engines
- Hole pattern on the tool aligns with fasteners on the fan hub
- Open end wrench is used to remove the fan clutch
- 24-1/2" long for maximum leverage

YA6120 Fan Clutch Wrench Set (Blue-Point®)

- Ford®/Lincoln®/Mercury® applications include E-Series trucks
- 4.9 L (1984–1991), F-Series trucks 4.9 L (1984–1992), Bronco® II and Ranger® 2.8 L (1984–1985), Ranger® 2.9 L (1986–1992), Aerostar® 3.0 L (1986–1988), Aerostar® and Ranger® 4.0 L OHV (1990–later), Explorer® 4.0 L OHV (1991–later), Mazda® Navajo 4.0 L OHV (1991–1994), Mazda® B4000 4.0 L OHV (1995–later), Explorer® 4.0 L V6 SOHC (1997–later) and Mountaineer® 4.0 L V6 SOHC (1998–later)
- GM® Applications: ASTRO® and Safari® vans 4.3 L, Blazer, Jimmy and Bravada® SUV 4.3 L, S10, Sonoma and Isuzu® Hombre pickups with 2.2 L 4 cylinder and 4.3 L V6, C1500, C2500, C3500, K1500, C1500/C2500/C3500/K1500 Sierra® pickups, G1500/G2500 Chevrolet® Express, G1500/G2500 Savana® vans 4.3 L V6, 5.0 L V8 and 5.7 L V8; and Suburban®, Tahoe®, Yukon®, Escalade®, Denali® and Envoy® 5.7 L V8



Radiator and Freeze Plug Tools

RCR1 Radiator Coolant Reservoir Cap Tool

- 3/8" drive tool is used to remove stubborn radiator coolant reservoir caps on 2006–current BMW® vehicle engines
- Will not mar the reservoir cap like pliers can
- Made of nylon

RCR2 Radiator Coolant Reservoir Cap Removal Tool

- Made with a tough nylon material that will not damage the coolant reservoir and oil fill caps
- Steel square drive for added durability
- Use with a 3/8" drive ratchet
- Removes and installs radiator caps on 2008–current Peterbilt® semitrucks

GA424A Belt Tension Gauge (Blue-Point®)

- 30–180 lb (130–800 N• m) range
- Squeeze handle, place gauge on drive belt, release handle and read

YA9190 Universal Radiator Drain Plug Socket (Blue-Point®)

- Double-slotted end of the 3/8" drive socket will fit most radiator drain plugs that have thumb wings
- Will fit Acura®, Honda®, Toyota®, Lexus® and other import vehicles

2009FPI Freeze Plug Installer Kit

- 18-1/2" long installing tool with ball-type swivel for easy positioning
- Includes (7) installer heads in 20, 25, 30, 35, 40, 45 and 50 mm sizes

YA7747 Pneumatic Adaptor (Blue-Point®)

- Speeds freeze plug installation
- For use with the 2009FPI Installer Kit
- Parker-style shank enables use with air hammers

LDTSP4 Quick Disconnect Fittings Set (Blue-Point®)

- Includes 3/8", 1/2", 5/8"-30% and 5/8"-39% sizes
- Applications: 1996–newer GM® vehicles, many 2004–newer Daimler Chrysler® vehicles, some 2005–newer Mercedes-Benz® vehicles, V-Rod®, Freightliner®, Peterbilt®, Volvo® and White®
- Handy spring action keeps the tool on the line for ease of use
- Teeth fit perfectly into the tight tolerance of Jiffy-tite® connectors
- When rotated, allows the line to be pulled without damage to the connector or retaining clip
- Fits the most popular Jiffy-tite® fittings found on oil cooler lines used on transmissions and radiators, and on other applications

Shutoffs/Hose Pinching Pliers

HCP10A Hose Pinching Pliers (Blue-Point®)

- For sealing hoses 3/4–2-1/4" (19–57 mm)
- For use on radiator hoses
- 10" long



COOLING: SERVICE TOOLS



HCP48ACF



HCP9



HCP10



HCP20



YA497A



PHP1A



PHP2A



PHP3A



HCL103

Hose Clamp Pliers

HCP48ACF Mobeas Hose Clamp Pliers

- Three-position joint gives a wider jaw spread
- For 3/4–2" dia. clamps
- Specially milled jaw holds the hose clamp securely for removing or replacing
- Radial jaw serrations allow the user to grip and adjust the hose

HCP9 Corbin Heater Hose Clamp Pliers (Blue-Point®)

- 9" long
- Removes or replaces all spring wire hose clamps
- Deep, slotted jaws swivel 180° and lock in three different positions

HCP10 Mobeas Heater Hose Clamp Pliers (Blue-Point®)

- 9" long
- Removes or replaces all spring wire hose clamps
- Deep, slotted jaws swivel 180° and lock in three different positions
- Used for hose clamps found on GM®, Ford®, VW®, BMW®, Toyota®, Volvo® and Audi® vehicles

HCP20 Mobeas Heater Hose Clamp Pliers (Blue-Point®)

- For heater and radiator hoses found on 1988–1990 GM®, Ford®, Chrysler® and most imports
- Jaws pivot to almost any angle

YA497A Hose Removal Pliers (Blue-Point®)

- Simplifies the removal of 5/32–1/2" vacuum and fuel hoses
- 8" long

PHP1A 9-1/4 Swivel Jaw Hose Clamp Pliers (Blue-Point®)

- 9-1/4" overall length
- Pliers is designed with a self-locking feature that holds after pressure is applied, simply pull the pliers handle apart to release the pressure
- Used to seal vacuum hoses, fuel lines, plus other flexible materials
- Patent-pending offset design allows more access in hard-to-reach areas
- Black industrial finish
- Clamps hoses up to 1-1/4" O.D.

PHP2A 14 Swivel Jaw Hose Clamp Pliers (Blue-Point®)

- 14" overall length
- Pliers is designed with a self-locking feature that holds after pressure is applied, simply pull the pliers handle apart to release the pressure
- Used to seal vacuum hoses, fuel lines, plus other flexible materials
- Patent-pending offset design allows more access in hard-to-reach areas
- Black industrial finish
- Clamps hoses up to 2-1/2" O.D.

PHP3A 5-1/2 Swivel Jaw Hose Clamp Pliers (Blue-Point®)

- 5-1/2" overall length
- Pliers is designed with a self-locking feature that holds after pressure is applied, simply pull the pliers handle apart to release the pressure
- Used to seal vacuum hoses, fuel lines, plus other flexible materials
- Patent-pending offset design allows more access in hard-to-reach areas
- Black industrial finish
- Clamps hoses up to 3/4" O.D.

HCL103 3 pc Spring Hose Clamp Lock Set

- Allows a technician to hold the hose clamp open while freeing up hands and pliers to access the next clamp
- Compact size allows a technician plenty of room to work while tool is employed
- Available in three sizes to fit most clamp styles

HCL1 .450" Hose Clamp Lock

- Designed to work on larger clamp styles

HCL2 .350" Hose Clamp Lock

- Designed to work on medium-sized hose clamps

HCL3 .150" Hose Clamp Lock

- Designed to work on smaller hose clamps



SGRHT2BR



SGRHTLB3BR



SGRHT6BR



SGA102BR



SGAL102BR

Soft Grip Hose Picks

- Ideal for removing and replacing hoses and clamps
- Unique hose blade design for getting around difficult obstacles
- Soft, solvent-resistant handle provides a sure, comfortable grip
- Instinct® handle provides maximum comfort and grip

Set Contains:
 SGRHT2BR*
 SGRHT6BR*
 SGRHTLB3BR
 SGA102BR*
 SGAL102BR

Stock No.	Description	Blade Length, inches (mm)	Length, inches (mm)	SGRHT2BR*	SGRHT6BR*	SGRHTLB3BR	SGA102BR*	SGAL102BR
SGA173BR*‡	Soft Grip Radiator Hose Pick	5.43 (137.9)	10.33 (262.4)	•	•			
SGA174BR*‡	Soft Grip Radiator Hose Pick	4.94 (125.5)	9.84 (249.9)		•			
SGA175BR*‡	Soft Grip Radiator Hose Pick	4.61 (117.1)	9.51 (241.6)		•			
SGA1710BR*	Soft Grip Radiator Hose Pick	11.66 (296.1)	16.56 (420.6)	•	•			
SGA1711BR*	Soft Grip Radiator Hose Pick	10.89 (276.6)	15.79 (401.1)		•			
SGA1712BR*	Soft Grip Radiator Hose Pick	11.00 (279.6)	15.91 (404.1)		•			
SGA176BR	Soft Grip Radiator Hose Pick	5.62 (142.9)	10.50 (266.7)				•	
SGA177BR	90° Blade Soft Grip Radiator Hose Pick	5.19 (131.8)	10.09 (256.2)				•	
SGCP1BR*	Soft Grip Cotter Pin Puller	5.15 (130.8)	10.00 (254)				•	
SGA1713B	Radiator Hose Pick Long Blade	8.125 (209.55)	13 (330.2)					•
SGA1714B	Radiator Hose Pick Short Blade	4.875 (123.8)	9.625 (248.4)					•
SGAL1713BR*	Instinct® Bent Wide Tip Radiator Pick	21.75 (552.4)	26.625 (676.2)					•
SGAL1714BR*	Instinct® Straight Wide Tip Radiator Pick	21.625 (549.2)	26.5 (673.1)					•

Colors Available



ADD SUFFIX TO STOCK NUMBER FOR SPECIAL COLORS



- Plastic coated handle does not protect against electric shock
- ‡These products can expose you to chemicals which are known to the state of California to cause cancer and reproductive harm. See pages 906-907 for details.
- Read safety precautions on pages W1 to W4

COOLING: REMOTE HOSE CLAMP PLIERS



SHCP1B

SHCP1B Remote Ratcheting Hose Clamp Pliers

- Removes standard, space-saver and pre-opened hose clamps up to 2"
- Unique jaw design—now with thicker jaws for added life—works on all three clamp types
- Heavy-duty 5/64" cable with a new assembly method for extra-long life
- Hardened five-stop ratchet lock with a slide guide ensures engagement without slipping or stripping the teeth
- Bi-mold grips with a cable snap feature
- Easy replacement cable fixture




SHCP2

SHCP2 Remote Hose Clamp Pliers

- Infinite locking positions—friction-locking mechanism allows the user to hold the clamp open at any position from closed to fully open
- Ergonomic grip—low, constant operating force applied to the wide, comfortable pistol grip results in reduced effort and hand fatigue during operation
- Increased accessibility longer cable is flexible over its entire length, allowing it to reach in and around obstacles that slide-style remote hose clamp pliers cannot
- Longer clamp end—longer flexible engaging end works on larger clamps in any position on the hose
- Lifetime warranty on the handle—repair kit is available for the cable and jaws

SHOP EQUIPMENT



OF COURSE SNAP-ON[®] PROVIDES THE SHOP BASICS THAT EVERY GARAGE NEEDS. BUT THERE'S NOTHING BASIC ABOUT THE ENGINEERING AND MANUFACTURING THAT GOES INTO EACH OF OUR SHOP TOOLS. SO YOU CAN DO YOUR JOB BETTER, FASTER AND MORE COMFORTABLY.

**SHOP
AROUND AND
YOU'LL SEE
WHAT MAKES
OUR SHOP
PRODUCTS
BETTER.**

From air compressors, vises and abrasive blast systems to workbenches, fluid maintenance equipment and paint equipment, our shop tools are built to outperform and outlast the competition. And our breadth of lighting, lubrication, measurement, body repair and other tools makes us your best choice for the essentials, too.

LIGHTING: FLASHLIGHTS (BATTERY)



ECFLB024-RD

ECFLB024-RD 280 Lumens (AA) LED Flashlight Red

- Mechanical tail cap switch with momentary “tap on” function allows for spot illumination while the button is held under pressure
- Reliable alkaline power cells
- Durable precision-machined aluminum body made from solid aluminum with high-grade anodized finish
- Impact-resistant up to two meters, shockproof, crushproof and IPX4 rated for water resistance



ECFLD030

ECFLD030 Wireless Charging 300 Lumen Flashlight

- IP65-rated for water and dust resistance
- Overmold design for anti-skidding
- Onboard battery fuel gauge easily informs the user how much power is remaining
- Dimmable switch with memory function; press and hold the switch to activate
- Only works with the Snap-on® ECFLPRA0 Charging Base
- Positioning the lamp on the charging panel after use provides dynamic charging
- Easy positioning of the lamp on panels with magnets on back



ECFLF034

ECFLF034 Roadside Hazard Light

- Two-in-one lamp: flashlight and flare light
- 250 lumen output for flashlight and 80 lumen output for flare light
- Two-position switch independently controls power for flashlight and flare light
- Lights on both sides can work at the same time
- Powered by (3) AA batteries (included)
- Metal clip design for hands-free use
- Environmental bag for packing
- IP65-rated for resistance to water and dust infiltration
- Approximately 250 lumens (flashlight only—highest brightness)
- Approximately 200 lumens (both side lights and flare light on solid mode—highest brightness)
- Approximately 100 lumens (both side lights and flare light in SOS mode)
- Approximately 80 lumens (flare light only)

LIGHTING: FLASHLIGHTS RECHARGEABLE



ECFLC081-RD

ECFLC081-RD LED Rechargeable Tactical Flashlight

- Revised and updated rechargeable flagship aluminum flashlight
- Increased run time when compared to previous offering—ECFLC increased to 2 hours on high (originally 90 min)/138 hours on low
- Durable precision-machined aluminum body is made from solid aluminum with a high-grade anodized finish
- Patented optical system with a machined aluminum reflector for optimal thermal management and beam projection
- Impact resistant up to one meter, shockproof, crushproof and IP65-rated for water and dust resistance
- Electronically controlled LED driver for uniform light output
- Recharges in approximately three hours
- Lifetime warranty
- Kit includes the flashlight, 2,600 mAh lithium-ion rechargeable battery, charging cradle, AC power supply and vehicle adaptor

LIGHTING: PENLIGHTS (BATTERY)

ECPNB024-RD* LED Penlight with UV Mode

- Latest in COB technology produces nearly 200 lm of crisp, clean illumination
- Secondary mode provides strong UV illumination specifically tuned for superior performance in UV dye inspections
- Independent switching provides quick, straightforward access to the mode of choice (UV versus standard)
- 5-plus-hour run time off of standard alkaline batteries
- Rugged ABS material insures durability and long life

ECPNC013-RD* 185 Lumens (AAA) LED Penlight

- Mechanical tail cap switch with a momentary “tap-on” function allows for spot illumination while the button is held under pressure
- Reliable alkaline power cells
- Durable precision-machined aluminum body is made from solid aluminum with a high-grade anodized finish
- Impact-resistant up to two meters, shockproof, crushproof and IPX4 rated for water resistance

ECFB200BL High-Intensity Penlight (Blue-Point®)

- High-intensity 3 W LED, 100 lm penlight
- Extremely bright light output
- Uses (3) AAA alkaline batteries
- Only 6-1/4" long and 1/2" diameter
- Includes a pocket clip and protective rubber tip

ECFBARPKT-WC High-Power COB Pocket Light with UV

- New COB LED produces over 165 lm of super bright light
- True UV LED is the ideal light for UV dye inspections— one of the most easily detectable responses available
- Pocket clip has powerful magnet embedded in it for hands free use on metal surfaces
- Two-position switch independently controls power for main LED and alternate UV function
- Rugged ABS material insures durability and long life
- Soft touch finish adds anti-slip control when holding light
- Uses (3) AAA batteries



ECPNB024-RD



ECPNC013-RD



ECFB200BL



ECFBARPKT-WC

Colors Available



*
ADD SUFFIX TO STOCK NUMBER
FOR SPECIAL COLORS

LIGHTING: PENLIGHTS (RECHARGEABLE)

ECFPEN7HOB Rechargeable Penlight (Blue-Point®)

- Bright, broad illumination covers a wide area
- Seven high-output front-facing LEDs
- Spot lens on the bottom of the light for inspection
- Compact size fits in a shirt pocket

ECPNNA021 250 Lumen Rechargeable Penlight

- Penlight specifically designed for/by automotive technicians
- 200 lm spotlight/250 lm work light
- Individual switches for each light provides faster, easier interaction
- Variable brightness memory switch (0–100%) not only allows for “stepped” brightness levels, but also remembers the last selection
- Carries an IP65 rating, signifying advanced protection against damaging liquids and dust
- “Duel fuel” light; operates with lithium-ion or alkaline batteries
- Robust construction—built with high-grade materials like aircraft aluminum to withstand multiple drops and demanding environments
- Stylish design with a magnetic dock for recharging



ECFPEN7HOB



ECPNNA021



• Do not remove or bypass the grounding prong on any electrical plug
• Read safety precautions on pages W1 to W4

LIGHTING: PROJECTS (RECHARGEABLE)



ECPRB042



ECPRA072



ECPRC050

Colors Available



Red Orange Green

* O GR

** O G

ADD SUFFIX TO STOCK NUMBER FOR SPECIAL COLORS

ECPRB042** 400 Lumen ABS Project Light

- 360° of rotation allows for maximum illumination angles when in use
- Built of high-quality ABS plastic for an inexpensive entry into the Snap-on® project light family
- Intelligent lighting control holds memory and allows for variable brightness (5–100%) that gives the ability to select the right amount of light for every situation
- 400 lm for 2-1/2 hours of run time; 40 lm for over 10 hours of run time
- Bidirectional USB-C for the latest charging technology (AC adaptor not included)
- Strong magnetic base provides the ability to place the lighting tool in the tightest of spots

ECPRA072* 700 Lumen Project Light

- Built with aircraft-grade aluminum alloy to last in the toughest environments
- Variable brightness switch (0–100%) gives the ability to select the right amount of light for every situation
- 10-hour operation time on low; 1 hour on high
- IP65-rated for water and dust resistance
- Battery “fuel gauge” provides the ability to instantly know how much power is remaining
- New USB-C power connection for hassle-free recharging—no need to look at the cable and cord

ECPRC050 Wireless Charging 500 Lumen Project Light

- IP65 rated for water and dust resistance
- Overmold design for anti-skidding
- Strong magnet at the bracket bottom
- Onboard battery “fuel gauge” easily relays how much power is remaining
- Dimmable switch with memory function, press and hold the switch to activate
- 360° folding design with magnets offers the ultimate in flexible positioning
- Only works with Snap on® charging panels and accessories
- Positioning the lamp on the charging panel after use provides dynamic charging
- Easy positioning of the lamp on panels with magnets on back

LIGHTING: ARTICULATING (BATTERY)



ECARD062

Colors Available



Red Orange Green

O G

ADD SUFFIX TO STOCK NUMBER FOR SPECIAL COLORS

ECARD062 Dual-Sided Flex Light

- IP65 rated for water and dust resistance
- Battery “fuel gauge” displays the unit’s remaining power
- 270° folding design and multiple magnets offer the ultimate in flexible positioning
- Strong magnets on the bottom and back enable hands-free use
- Main light features a dimmable switch with memory; press and hold the switch to activate
- Dual light wand design provides overall lighting
- Switch freely between single and dual lighting
- Spotlight on the top for focused light
- Reliable and safe design—only the outside light can be turned on when folded
- Overmold design provides anti-skid grip
- Rechargeable using the bidirectional USB-C port
- 600 lm single side
- 800 lm when both sides are illuminated
- 300 lm spotlight

LIGHTING: ARTICULATING (RECHARGEABLE)

ECSPA032 300 Lumen LED Articulating Detail Light

- LED lamp produces up to 300 lm
- 18" hose design adjusts to any angle
- Overmold design enables a comfortable grip
- Strong built-in magnets on the base enable hands-free use
- Rear clip locks the loop's neck into place
- Variable brightness switch with memory function provides maximum versatility; press and hold the power button to set
- IP65 rated for water and dust resistance



ECSPA032

ECARC041 ** 400 Lumen Articulating Light with Charging Base

- Intelligent lighting control holds memory and allows variable brightness (5–100%), giving the ability to select the right amount of light for every situation
- Individual buttons for each light element, no cycling through modes to get the desired LED illumination
- 400 lumen light with a UV spotlight specifically designed for leak detection tasks located at the tip of the light
- Charging base with USB out eliminates the need to “plug in” while also allowing the ability to charge other electronic devices while working
- Magnets in both the charging base and light increase application and storage options
- 120° articulation allows you to get the light where and when it is needed



ECARC041

ECARB042A * Rechargeable Worklight/Spotlight (400/300 Lumen)

- Features an improved durable aluminum head
- 270° folding design and multiple magnets offers the ultimate in flexible positioning
- Two different lighting modes for the most popular applications
- Variable dimmer lets the user choose the best level of light and it remembers the setting
- 3–6 hour run-time based on the brightness level
- All-aluminum frame stands up to the most demanding uses
- Charges with a standard bidirectional USB-C port
- IP54 rating allows for exposure to water and dust



ECARB042A

ECARA052A ** Rechargeable Angular Light

- Variable brightness switch (0–100%) gives the ability to select the right amount of light for every situation
- Intelligent lighting control provides a visual warning when the light has less than 5% power remaining
- Built-in hook, (2) magnets and a tether point provide maximum flexibility when attaching the light to a work site
- 4-hour run time at 100% brightness; 8-hour run time at 40%
- IP65 rated for water and dust resistance, allowing for exposure in even the toughest environments
- Battery “fuel gauge” provides the ability to instantly know how much power is remaining
- Ergonomic grip and a pivoting light bar provide comfort and light where it is needed most



ECARA052A

ECAR1032 Rechargeable Articulating Stick Light (Blue-Point®)

- One of the best entry-level articulating lights on the market
- Versatile light with 150° folding design offers highly flexible positioning
- Magnets located on the back and bottom of the light allow for vertical or horizontal hands-free use
- 4-hour run time provides ample time to complete most projects
- Two lighting elements for multiple applications: 90 lm spotlight and 300 lm main light
- Rechargeable using a standard USB; compatible with most existing phone wall chargers



ECAR1032

Colors Available



* Red A Orange OA Green GA
** O G

ADD SUFFIX TO STOCK NUMBER FOR SPECIAL COLORS



- Do not remove or bypass the grounding prong on any electrical plug
- Read safety precautions on pages W1 to W4

LIGHTING: SHOP LIGHTS (RECHARGEABLE)



ECFLED84 Rechargeable Shop Light

- 84 high-output SMD LEDs produce approximately 550 lm
- Bright spotlight on top
- Two brightness levels (50 and 100%)
- 4,400 mAh lithium-ion rechargeable battery
- Includes a 1A Micro USB charger and cable

ECSHA042 400 Lumen Rechargeable Shop Light with UV Detection

- Standard white LED for general illumination, UV light for leak detection—individual switches for each
- Variable brightness provides the ability to choose the right amount of illumination at the right time
- Magnetic hook/clip assembly is easily removed based on preference or accessibility
- 2-plus-hour run time at 100% brightness; 6-plus-hours at 40% brightness
- IP54 rating allows for exposure to water and dust in the toughest environments

ECFBP6 High-Output Rechargeable Shop Light (Blue-Point®)

- Six super-efficient SMD LEDs produce 500 Lux @ 0.5 meters, 350 lm light output
- 2,000 mAh lithium-ion battery provides a 3-hours run time, requires 4 hours of charge time
- USB charger and cable are included for easy charging anywhere
- Sealed against moisture and dust
- IP65 rated for water and dust resistance
- Two brightness settings—100% and 50% for a longer run time
- 180° hinge for mounting flexibility
- Strong magnet in the base for mounting to ferrous surfaces
- Retractable hook and stand for multiple positioning options
- Recessed front lens reduces the likelihood of surface scratches

ECST1042 450 Lumen Rechargeable Shop Light (Blue-Point®)

- Rechargeable and cordless for convenient use
- 42 SMD LEDs with a diffusion tube produce shadow-free illumination
- Powerful torch function for direct, 100 lm illumination
- 3-hour run time using the main light/10-hour run time using the spotlight
- IP65 rated for water and dust resistance
- Broad 180° light pattern covers a wide work area

ECST2042 Rechargeable Slim Light (Blue-Point®)

- 10 SMD front-facing LEDs provide strong light output to work surfaces
- USB charger cord and charger for multiple options recharging
- High 400 lm light output
- Bright 80 lm spotlight output
- Designed with two brightness levels
- Slim design for use in tight places
- Battery (2,600 mAh) provides up to 3 hours of run time at 100%; 6 hours at 50%

ECFBAR300G* Rechargeable Shop Light (300 Lumens)

- New COB LED provides 300 lm output
- Rechargeable—no need to purchase replacement batteries
- Two-position switch (high/low)—extends the run time
- Rugged aluminum body adds durability
- 3.7V 2,000 mAh lithium-ion battery
- 3-hour run-time on high; 6-hours on low
- Field repairable—any repair can be performed in a matter of minutes
- AC charger is included
- CE-English only
- UL®/cUL Listed

ECU325-4 Rough Service Bulb

- Silicon cocoons the internal components in the base to extend the starter life
- Superior durability in harsh conditions
- Decreases downtime for replacing bulbs
- Replacement bulb for most twin tube 13 W fluorescent lights

Colors Available



* Orange OR Green G

ADD SUFFIX TO STOCK NUMBER FOR SPECIAL COLORS

LIGHTING: HEADLAMPS (BATTERY)

ECHD1023 Multifunction LED Headlamp (Blue-Point®)

- Four-position soft-touch power button
- Spot LED: 250 lm, 3-hour run-time
- White flood COB LED features 150 lm and 4-hour run-time
- Red flood COB LED
- (3) AAA batteries are included
- High-quality elastic headband for ease of use and comfortable wear
- Red safety flasher light on the rear of the headlamp



ECHD1023

LIGHTING: HEADLAMPS (RECHARGEABLE)

ECHDB022 275 Lumen Magnetically Mountable Headlamp

- Slim and rugged; allows for a comfortable light that can be used in multiple applications or environments
- Variable brightness provides the ability to choose the right amount of illumination at the right time
- Light and battery are built into one package and secured to an adjustable headband by a uniquely designed clip mechanism
- Easily remove the light from its band and attach it to other locations with built-in magnet
- 2-plus-hour run-time at 100%; 6-plus-hours at 40% brightness
- IP65 rating allows for exposure to water and dust in the toughest environments
- Rechargeable via a standard USB-C connection for ease of use



ECHDB022

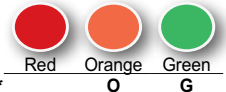
ECHDC038 * Rechargeable Hands-Free Neck Light

- Rechargeable 250 lm (125 on each side) COB LED work light
- Can be placed on neck or head for hands-free use
- Each side pivots up to 70° for the perfect light focus
- Dimming feature allows the user to set the light intensity at the desired level of lighting output
- Micro USB-C rechargeable
- Up to an 8-hour run time



ECHDC038R

Colors Available



* ADD SUFFIX TO STOCK NUMBER FOR SPECIAL COLORS

LIGHTING: FLOODLIGHTS (RECHARGEABLE)

ECFD0102 900 Lumen Mini Floodlight (Blue-Point®)

- IP68 rated to be waterproof and resistant to dust infiltration
- Compact pocket-sized design; easy to hold in one hand
- Strong magnet is located in the bottom of the bracket
- 180° swivel base
- 900 lm
- 3-hour run time on high; 6-hours on low

ECFDB358 Rechargeable 4,000 Lumen Floodlight

- Intelligent lighting control holds memory and allows variable brightness (5–100%), providing the right amount of light for every situation
- 20-hour run time at minimum brightness; 2 hours at maximum brightness
- USB-out port allows the user to charge other electronic devices while working
- Robust aluminum heat sink housing is able to withstand demanding environments
- Large, well-defined handles for maximum portability
- Lighting element pivots up to 100° from the resting point for ease of use
- Built-in cord wrap doubles as a carrying handle
- Magnetic feet are available as accessory items (EC-ACY-MAG)



ECFD0102



ECFDB358



- Do not remove or bypass the grounding prong on any electrical plug
- Read safety precautions on pages W1 to W4

LIGHTING: UNDERHOOD



ECUHB072



ECUB168



ECUHC102



ECUHD218

ECUHB072 700 Lumen Underhood Light

- Over 700 lm of illumination
- Expandable 80" clamp provides maximum utility for underhood, undercarriage or over-dash applications
- Built with proven components and high-impact lighting tube currently used in the CTLUH761 Series
- Two brightness settings (50% and 100%) give the ability to select the right amount of light for every situation
- 4-plus-hour run time at 100%; over 8-hours at 50%
- IP67 rating allows for exposure to water and dust in the toughest environments
- Tubes use diffusion technology to evenly spread illumination and eliminate shadows

ECUB168 168 LED Corded Underhood Light (Blue-Point®)

- Corded version has added advantage of continuous use, not limited by battery run time
- 168 high-output LEDs create 1,200 lm 900 lux at 0.5 meters
- Diffusion tube technology eliminates any shadows
- 180° light distribution illuminates the entire engine compartment
- Underhood bracket telescopes from 47–71" to fit most vehicles

ECUHC102 1,200 Lumen Underhood Clamp Light

- Versatile 1,200 lm light with an underhood clamping system and a detachable handle
- Intelligent lighting control holds memory and allows variable brightness (5–100%), giving the ability to select the right amount of light for every situation
- 3-hour run time on high (1,200 lm); 10-hours of run time on low (150 lm)
- Multiple articulation points mean the user can point the light precisely where it is needed
- Non-scratching pads on the clamp mechanism allow for use even on the newest of vehicles
- Bidirectional USB-C, battery “fuel gauge” and charging indicator for the latest in charging technology

ECUHD218* Underhood Light

- IP65-rated for resistance to water- and dust-infiltration
- LED lamp produces up to 2,100 lumens
- 90° rotatable hooks allow for different application
- Built-in slide and 300° swivel capability allows the light to be focused exactly where it's needed
- Extendable bracket can extend the light bar from 48–75"
- Easily mount and dismount the light from the under hood bracket for use in other applications
- Multi-function under hood light with charging bar
- Magnetic base on light allows for mounting to other materials
- Faster charge when on the bar plugged in, and USB-C charger is plugged in as well – full charge this way is 2 hours

Colors Available



* Red Orange Green
O G
ADD SUFFIX TO STOCK
NUMBER FOR SPECIAL COLORS

ECF1600 Bendable Light (Blue-Point®)

- 10" flexible shaft with a 3/16" high-intensity lamp
- Heavy-duty barrel handle and switch
- 16" bendable light
- Includes (2) AA batteries



ECF1600

ECFPVOT6 Magnetic Rotating Base Light (Blue-Point®)

- Six high-output LEDs produce 375 lm of light output
- Strong magnetic swivel base securely attaches to any ferrous surface
- Pivoting ball-joint base allows for positioning at any angle
- Operates on (3) AA alkaline cell batteries (included)



ECFPVOT6

ECSPB023R * † COB LED Pocket Flood/Flashlight with Laser Pointer

- Three-in-one flat surface floodlight, flashlight and laser pointer
- COB LED floodlight for larger work areas
- 200 lumen floodlight for easy part inspection
- 80 lumen flashlight
- Red laser pointer
- Powered by (3) AAA batteries
- Magnetic pocket clip



ECSPB023R


ECFLPRA350 Wireless Charging Lighting System

- Wireless dynamic charging system allows recharging of either light separately, no need to charge at the same time
- Only works with Snap-on® wireless lights and accessories
- Recharge using the bidirectional USB-C connection
- Equipped with built-in magnets
- Charge external devices with built-in USB charging port (Output: DC 5 V 1 A)
- Wireless charging system includes ECFLD030 Wireless Charge Flashlight, ECPRC050 Wireless Charge Project Light and ECFLPRA0 Wireless Charging Base



ECFLPRA350

Colors Available



* R O G
ADD SUFFIX TO STOCK NUMBER FOR SPECIAL COLORS

CTLAR761 * 14.4 V MicroLithium 500 Lumen Cordless Angular Light

- Variable brightness switch (0–100%) gives the ability to select the right amount of light for every situation
- Intelligent lighting control provides a visual warning when the light has less than 5% power remaining
- Built-in hook, (2) magnets and a tether point provide maximum flexibility when attaching the light to a work site
- 4-hour run time at 100% brightness; 8-hour run time at 40%
- IP65 rated for water and dust resistance, allowing for exposure in even the toughest environments
- Battery “fuel gauge” provides the ability to instantly know how much power is remaining
- Ergonomic grip and pivoting light bar provide comfort and light where it is needed most
- Works with CTB8172BK and CTB8174 batteries
- Battery and charger are not included



CTLAR761

CTLFD761 14.4 V MicroLithium Cordless Floodlight

- 15-hour run time at minimum brightness; 3-hours at maximum brightness
- Works with Snap-on® CTB8174 Battery Pack (not included; sold separately)
- Unique hinged design allows for up to 120° of adjustment
- Variable brightness switch with memory function
- Strong magnet on the bottom
- IP54 resistant to water and dust infiltration



CTLFD761

CTLSH861 14.4 V MicroLithium 700 Lumen Shop Light

- COB LEDs provide approximately 700 lm light bar/200 lm spot light
- 10-minute low battery warning indicator
- 4-hour run time at the highest brightness; 14-hour run time at the lowest brightness
- 200 lm spotlight run time of approximately 11 hours
- Variable brightness switch (0–100%) gives the ability to select the right amount of light for every situation
- Individual switches for each light provides faster, easier interaction
- Hook provides five locked positions
- Works with Snap-on® CTB8172BK or CTB8174 Battery Pack (not included; sold separately)
- IP64 resistant to water and dust infiltration



CTLSH861

CTLED8850 * 18 V MonsterLithium LED Cordless Work Light

- Super-bright 500 lm light output
- Dual reflector system—beam or floodlight
- 120° rotating head
- Dual brightness settings (500 and 250 lm)
- 8-hour minimum run time (high setting)
- Tempered-glass lens
- Resists automotive fluids
- Low battery indicator (10 minutes)
- Works with CTB6172, CTB7172, CTB8172, CTB8172BK and CTB8174 batteries
- Battery and charger are not included



CTLED8850

Colors Available



* R O G
ADD SUFFIX TO STOCK NUMBER FOR SPECIAL COLORS



• Do not remove or bypass the grounding prong on any electrical plug
• Read safety precautions on pages W1 to W4

LIGHTING: POWER TOOL (RECHARGEABLE)



CTLFD8850A

CTLFD8850A 18 V 3,500 Lumen Cordless Floodlight

- 50-hour run time at minimum brightness; 2-hour run time at maximum brightness
- Operates on a standard 18 V CTB8185 Snap-on® cordless tool battery (not included; sold separately)
- USB-out port allows the user to charge other electronic devices while working
- Robust housing—built with an aluminum heat sink—is able to withstand demanding environments
- Large, well-defined handles for maximum portability
- Lighting element pivots up to 100° from the resting point for ease of use
- Magnetic feet are available as accessory items

LIGHTING: TOOL STORAGE

- Robust, updated stylized design makes these light bars a must-have accessory for every tool storage solution
- Improved lighting efficiency, distribution and between 1,297–3,100 lm output
- Remote control options are available to maximize the technician’s freedom and mounting locations
- Mount using the extremely strong, built-in rare earth magnets located on the back of the tool

Stock No.	Description	Lumens	Power	Power, Volts
ECTSA109	1-1/2' Tool Storage Light Bar with Magnetic Switch	1,297	14.8	100–240/60 (1.5)
ECTSA289	4' Tool Storage Light Bar with Magnetic Switch	2,850	9 – Corded	110
ECTSA319	5' Tool Storage Light Bar with Magnetic Switch	3,100	9 – Corded	110



ECTSA289

- **ECTSA109 1-1/2' Tool Storage Light Bar with Magnetic Switch**
- **ECTSA289 4' Tool Storage Light Bar with Magnetic Switch**
- **ECTSA319 5' Tool Storage Light Bar with Magnetic Switch**

- Magnetic switch allows the light to turn on/off depending on the door position—one-handed operation



ECTSB022

ECTSB022 250 Lumen Tool Storage Drawer Light

- Two magnets on the back of the light and one on the side
- Sensor transmits a signal to turn the light on when the drawer opens, off when the drawer closes
- Can be used inside or outside the drawer
- Button on the sensor can turn the light on and off manually

ECFH1 AA/AAA Flashlight Holder (Blue-Point®)

- 5/8" cup
- Magnetic base offers a secure hold
- Ball joint permits 360° rotation and pivots 70°
- Light beam of the inserted flashlight is easily directed and remains in place once positioned



ECFH1

ECFH2 D-Cell Flashlight Holder (Blue-Point®)

- 1-5/16" cup
- Magnetic base offers a secure hold
- Ball joint permits 360° rotation and pivots 70°
- Light beam of the inserted flashlight is easily directed and remains in place once positioned
- For D-cell flashlights



ECFH2

ECFH3 C-Cell Flashlight Holder

- 1" cup
- Use with C-cell size flashlights with a body width of 3/4–1-1/8"
- Magnetic base offers a secure hold
- Ball joint permits 360° rotation and pivots 70°
- Light beam of the inserted flashlight is easily directed and remains in place once positioned



ECFH3

ECFLC081-1 Charging Cradle

- Charging Cradle for ECFLC081-RD

ECFLC081-2 AC Adaptor

- AC Adaptor for ECFLC081-RD

ECFLC081-3 DC Adaptor

- DC Adaptor for ECFLC081-RD

ECFLPRA0 Wireless Charging Base

- Wireless dynamic charging system allows partial recharging
- Only works with Snap-on® wireless lamps and accessories
- Recharges using the bidirectional USB-C connection
- Equipped with built-in magnets
- Charge external devices with the built-in USB charging port, output: DC 5 V 1 A
- Replacement charger: ECFLPRA0-7 (5 V 3.5 A USB-C Charger)



ECFLPRA0

ECU300 Magnetic Utility Light Clamp

- Features an expandable clamp on a magnetic base
- Can be used with any Snap-on® fluorescent utility lights
- Use with any "D" cell flashlight



ECU300

EC-USB-C-1A Type-C Charger

- 1 A charger with a USB-C recharge cable

EC-USB-C-2A

EC-USB-B-1A

EC-USB-B-2A

YA537 Pocket Magnifier (Blue-Point®)

- Folding magnifier includes dual 3x lenses for combined 6x effect



YA537

EC267D Extension Cord (Blue-Point®)

- 16/3-gauge SJTW cord stays flexible in cold weather and is oil and water resistant
- Length: 25'



EC267D

EC268D Extension Cord (Blue-Point®)

- 16/3-gauge SJTW cord stays flexible in cold weather and is oil and water resistant
- Length: 50'



EC268D



• Do not remove or bypass the grounding prong on any electrical plug
 • Read safety precautions on pages W1 to W4

FLUID MAINTENANCE: FLUID TRANSFER SERVICE EQUIPMENT

Fluid Evacuators and Transfer Pumps

Easily remove engine oil, transmission fluid, coolant, brake and differential fluids. Unit creates a vacuum, providing a clean, fast and simple way to evacuate or dispense a wide range of fluids. 8 L auto shutoff prevents overflow. 2.3 gal (8.8 L) total capacity. Durable polyethylene construction is impervious to automotive and household chemicals.



VAC201



VAC300



FLUIDPUMP

VAC201 Manual Fluid Evacuator/Dispenser (Blue-Point®)

- No electrical or compressed air is required
- Sturdy base with an exterior pump helps prevent tipping
- Complete system includes a manual, fluid evacuator, main hose assembly (5/16 I.D. x 54" long) and (2) rigid dipstick tubes for engine oil removal
- 3/16" I.D. x 34" and 1/8" I.D. x 34"

VAC300 Pneumatic Fluid Evacuator (Blue-Point®)

- Quiet operation results from an air muffler on the Venturi pump
- Unit can be used away from an air source by creating a vacuum, closing both shut-off valves and transporting unit to the job
- Fluid evacuates by connecting the tubing and releasing the valves
- Complete system includes air-operated fluid evacuator with Venturi pump and air shut-off valve on the base, a main pour spout connector, main hose assembly (5/16" I.D. x 58" long) and a brake bleeding hose assembly with inline fluid control 1/4" I.D. x 60" long and two rigid dipstick tubes for engine oil removal
- 3/16" I.D. x 34" and 1/8" I.D. x 34"

FLUIDPUMP Fluid Transfer Pump (Blue-Point®)

- Transfers or siphons all types of fluids, including coolant, oil, transmission fluid and water
- Used to inflate sports balls, bicycle tires, flotation devices and more
- Durable, non-corrosive polyethylene
- Includes a pump, (2) 4' lengths of fluid hose, (2) intake/discharge hose connectors, an air pressure hose, dipstick tube and dipstick/fluid hose adaptor

LUBRICATION: OIL FILTER



YA4050B



YA4275



YA4250



YA4022



YA4274A

Filter Pliers/Filter Sockets

YA4050B Oil Filter Pliers (Blue-Point®)

- Grips oil filters for easier removal
- Jaws are offset 20° from handle to increase accessibility
- Jaw opening range of 2-1/4"-4"
- 12" long

YA4275 † Oil Filter Pliers (Blue-Point®)

- For use on filters 4-1/4"-7" (108-178 mm) diameter
- Spring action size adjustment assures a solid grip on the filter
- Offset handle offers increased accessibility
- Heavy-duty forged levers
- Cushioned grips for comfort
- Industrial black finish
- 19" overall length
- Applications include truck, tractor and high-torque diesel engines

YA4250 Oil Filter Pliers (Blue-Point®)

- Slip-joint design provides a jaw opening range of 3-5/8-6"
- 12" long

YA4274A Oil Filter Pliers (Blue-Point®)

- For use on filters 2-1/2"-5-1/4" diameter
- Offset handle offers increased accessibility
- Heavy-duty forged levers
- Cushioned grips for comfort
- Industrial black finish
- 13-1/2" overall length

YA4022 † 23" Long Reach Oil Filter Pliers (Blue-Point®)

- Removes stubborn and overtightened oil, fuel and hydraulic filters, plus fuel sending units and more
- Easy to maneuver around hot exhaust manifolds
- 23" long, with tremendous holding power
- 32 teeth jaws adjust to two sizes for an optimum grip



OFSKIT



A106



OFS3847



S3624



OFSH1



OFS36CAP



OFS74

Filter Pliers/Filter Sockets

OFSKIT 4 pc Oil/Fuel Filter Socket Set

- Includes A127 and A106 Oil Filter Sockets, S3624 Filter Flip Socket and A129 Cummins® Diesel Fuel Filter Socket in a storage tray

Applications:

- A127 removes and installs 27 mm (1-1/16) oil filters on 2003 and later Mercedes-Benz® 1.8 L 4-cylinder engines
- Aftermarket oil filters with one nut at the top of the canister
- A129 Cummins® Diesel Fuel Filter Socket is used for removing and installing fuel filter housings found on 2002–later Dodge® Ram® trucks with the 24-valve Cummins® diesel engine
- A106 Low Profile Oil Filter Socket
- GM® Ecotec®, 2.0, 2.2 and 2.4 L four-cylinder engines
- Saturn®: L-series (2001), Ion and Vue (2002–later)
- GM®: Cavalier, Sunfire®, Grand AM, Sonoma, S10, Alero (2002–later)
- Malibu®: 2002–2006
- Pontiac®: G6 and Solstice® (2006)
- Chevrolet®: HHR, Cobalt®, Cobalt® SS (2006)
- Saab®: Some general applications
- S3624 Filter Flip Socket removes and nstalls all three filter caps on Ford® 6.0L Power Stroke® diesel-powered vehicles such as Super-Duty® Series pickups, Econoline® vans and Excursions
- Used for removal and installation of the oil filter cap plus primary and secondary fuel filter caps

Additional 24 mm applications:

- Buick®: VVT-V6 Rendezvous Ultra, LaCrosse® CSX
- Cadillac®: VVT-V6 CTS, STS, SRX
- Saturn®: L-3000 V6

Additional 35/36 mm applications:

- Audi®/Volkswagen®: VR6 engine
- BMW®: 6, 8 and 12 cylinder engines
- Mercedes-Benz®: diesel engines
- Mini-Cooper®
- Volvo®: 40 and 50 series, XC90 with 3.2L 6-cylinder engine

A106 3/8" Square Drive 6-Point SAE 1-1/4" Oil Filter Socket

- Low-profile (1.68 O.D. x 1.04" long) 6-point design to remove the plastic oil filter on GM® Ecotec®, 2.0 L, 2.2 L and 2.4 L 4 cylinder engines
- Features the Flank Drive® wrenching system
- Chrome finish for longer life and easy cleanup

A127 Oil Filter Socket

- Remove and install 27 mm (1-1/16") oil filters on 2003 and later Mercedes-Benz® 1.8 L 4 cylinder engines
- Additional applications: aftermarket oil filters with 1" nut at the top of canister
- 1-1/16" wrench size, 3/8" drive

OFS3847 3/8" Drive 14-Point Oil Filter Socket

- 3/8" drive 14-point oil filter socket to be used with a ratchet or breaker bar to free stuck oil filters
- Manufactured from special steel with higher alloy content

S3624 3/8" Square Drive Metric 24/36 mm Filter Flip Socket

- One tool will remove/install all three filter caps on Ford® 6.0 L Power Stroke® diesel-powered vehicles such as Super-Duty® Series pickups, Econoline® vans and Excursions
- Used for removal and installation of the oil filter cap, primary and secondary fuel filter caps
- Not for impact use
- Requires optional 3/8" drive extension (FX1 or FXWP1 1-1/2" long)

24 mm applications:

- Buick® vehicles: VVT-V6 Rendezvous Ultra, LaCrosse® CSX
- Cadillac® vehicles: VVT-V6 CTS, STS, SRX
- Saturn® vehicles: L-3000 V6

35/36 mm applications:

- Audi®/Volkswagen®: VR6 engine
- BMW®: 6-, 8- and 12-cylinder engines
- Mercedes-Benz®: diesel engines
- Mini-Cooper®
- Volvo®: 40 and 50 Series, XC90 with 3.2L 6-cylinder engine
- Nickel-chrome finish

OFSH1 3/8" Drive 65 mm Oil Filter Socket

- Socket works on very common 65 mm oil filter, part numbers 15400-PLM-A01 and 15400-PLM-A02
- 3/8" Drive

OFS36CAP 36 mm Oil Filter Housing Socket

- Oil filter housing socket for Audi®, Volkswagen® and Porsche® vehicles
- Remove or install oil filter housing on 2.0L I4 Turbo TSI/FSI, 3.0L V6 Supercharged, 3.6L V6, and 6.3L V12 engines

OFS74 74 mm Oil Filter Housing Socket

- Removes/installs oil filter housings on multiple Volkswagen® and Mercedes-Benz® model engines



- Do not use chrome or industrial finish hand tools with impact drivers
- ‡These products can expose you to chemicals which are known to the state of California to cause cancer and reproductive harm. See pages 906-907 for details.
- Read safety precautions on pages W1 to W4

LUBRICATION: OIL FILTER



YA995



A91F



YA342C



OFW12418



GA333C

Oil Filter Wrenches

Stock No.	Size	Steps	Flats	Style	Square Drive, inches	Application
YA995* ‡	3"	2	15	Cup	3/8	Fram®, AC®, Wicks®, NAPA®, Sears®, Motorcraft®, Hastings® and Baldwin® Filters; Has 1" External Hex
YA996* ‡	76/80 mm	2	14/15	Cup	3/8	OEM® and Purolator® Filters on VW®, Nissan® and Toyota®; Has 1" External Hex
A91F	—	—	—	—	—	Large Diameter Oil Filters 1-6"; Includes Both 3/8 and 1/2" Square Drives
YA342C*	—	—	—	Band	1/2	For 4-5/8-5-1/4" Diameter Filters
OFW12418* ‡	—	—	—	Band	1/2	4-1/8-4-21/32" (105-118 mm) Oil Filters
OFW125532* ‡	—	—	—	Band	1/2	5-5/32-5-21/32" (130-143 mm) Oil Filters; Similar to OFW12418
OFTOY468	65 mm	1	—	Cup	1/2	Lubrication: Removes/installs Oil Filters
OFWTOY3KTA	—	—	—	—	—	Toyota®
OFWTOY4A	—	—	—	—	—	Fits the Housing That Holds All 4-Cylinder Toyota® and Lexus® Cartridge and Element Filters
OFWTOY68A	—	—	—	—	—	Fits the Housing That Holds All Toyota® and Lexus® Cartridge and Element Filters
GA333C*	—	—	—	Band	Handles	2-7/8-3-1/4" Diameter Oil Filters
GA340A*	—	—	—	Band	Handles	3-1/2-3-7/8" Diameter Oil Filters; Similar to GA333C
YA341A*	—	—	—	Band	Handles	4-1/8-4-7/16" Diameter Oil Filters; Similar to GA333C
FW7614A*	76 mm	1	14	Cup	3/8	Champion®, Champ®, Lee®, Purolator, Mopar®, Volkswagen®, Porsche®, BMW®, Mercedes-Benz®

*Blue-Point®



OFTOY468

Oil Filter Wrenches

OFTOY468 Oil Filter Wrench (Blue-Point®)

- Oil filter wrench for cartridge type filters found on Toyota®, Lexus® and Scion® vehicles
- Will withstand loads required to remove over tightened or frozen oil filter covers
- 1/2" square drive and 24 mm (15/16") hex
- 65 mm across flat



OFW4KT

Swivel Oil Filter Wrenches

Oil Filter Wrench (Blue-Point®)

- Swivel handle makes wrench easy to turn in tight spots
- Handle swivels more than 180°
- Tension adjusting nut allows swivel pressure to be regulated
- No-slip grip pattern within band grabs onto oil covered filters with ease

OFW4KT 4 pc Oil Filter Wrench Set (Blue-Point®)

- Includes (4) swivel oil filter wrenches
- **OFW1 Oil Filter Wrench (Blue-Point®)**
- Fits small oil and fuel filters 2-3/8-2-5/8"
- **OFW2 Oil Filter Wrench (Blue-Point®)**
- Fits smaller filter size 2-7/8-3-1/4" on many US and imported vehicles
- **OFW3 Oil Filter Wrench (Blue-Point®)**
- Fits most popular 3.625" filters 3-1/2-3-7/8"
- **OFW4 Oil Filter Wrench (Blue-Point®)**
- Fits most tractors and other farm implement equipment 4-1/8-4-1/2"



OFWHD3KT

OFW4KT-1 Vinyl Holder (Blue-Point®)

- Vinyl Holder for OFW4KT

OFWHD3KT Swivel Gripper Heavy-Duty Oil Filter Wrench Set (Blue-Point®)

- Tough, stainless steel band with bonded textured coating for superior non-slip gripping power
- Swivel-grip handle makes it easy to turn in tight spots
- Handles made of tubular steel for increased strength and come with durable no-slip double dipped grips
- Size range and part number is laser marked on the tool
- Wrenches are stored in a vinyl holder
- **OFWHD1 Truck Swivel Gripper (Blue-Point®)**
- Truck filters for Cummins®, Detroit Diesel® and others with a range of 4-5/16-4-3/4"

OFWHD2 Tractor Swivel Gripper (Blue-Point®)

- Truck filters for Cummins®, Detroit Diesel® and others with a range of 4-3/4-5-3/16"

OFWHD3 Heavy-Duty Swivel Gripper (Blue-Point®)

- For Caterpillar® engines and large filters with a range of 5-1/4-5-3/4"

OFWHDHLDR Vinyl Holder (Blue-Point®)

- Vinyl holder for OFWHD3KT kit



OFC14KT



OFC68-14



OFC76-14



OFC76148015



OFC14KT



OFC14KT



OFC14KT



OFC14KT

Oil Filter Wrenches

OFC14KT 14 pc Heavy-Duty End Cap Filter Wrench Set (Blue-Point®)

- Butt plate located on outside of the wrench provides more clearance and is heat treated to resist square drive round out
- Wire welds used in addition to spot welds for added strength
- Set includes new plated spider wrench with 61–124 mm range
- Removable adaptor provides lower clearance in tight spots

OFC65-14 65 mm 14 Flute Filter End Cap Wrench (Blue-Point®)

- Used on Toyota®, Lexus®, Subaru®

OFC6567-14 65–67 mm 14 Flute Filter End Cap Wrench (Blue-Point®)

- Used on ACDelco®, Fram®, Honda®, Purolator®, Toyota®

OFC68-14 68 mm 14 Flute Filter End Cap Wrench (Blue-Point®)

- Used on Mitsubishi®, Subaru®

OFC7374-14 73–74 mm 14 Flute End Cap Filter Wrench (Blue-Point®)

- Used on Toyota® and Lexus®
- Each end cap is laser marked on inside and outside for easy identification

OFC74762-15 74–76.2 mm 14 Flute Filter End Cap Wrench (Blue-Point®)

- Used on Fram®, Motorcraft®

OFC76-14 76 mm 14 Flute Filter End Cap Wrench (Blue-Point®)

- Used on ACDelco®, Purolator®, STP®, Mazda®/Ford®, older Dodge® Sprinters, BMW®, Mercedes®, Harley-Davidson®

OFC76-30 76 mm 30 Flute Filter End Cap Wrench (Blue-Point®)

- Used on Motorcraft®

OFC76148015 76 mm 14 Flute/80 mm 15 Flute Filter End Cap Wrench (Blue-Point®)

- Wire welds used in addition to spot welds for added strength

OFC76148015 76 mm 14 Flute/80 mm 15 Flute Filter End Cap Wrench (Blue-Point®)

- Used on ACDelco®, Purolator®, STP®, Mazda®/Ford®, older Dodge® Sprinter®, BMW®, Mercedes®, Harley-Davidson®, Honda®, Nissan®, Purolator®, Hyundai®, Kia®, Scion®, Subaru®

- Each end cap is laser marked on inside and outside of the tool for easy identification

- Butt plate located on outside of wrench, providing more clearance and is heat treated to resist square drive round out

- Wire welds used in addition to spot welds for added strength

OFC86-14 86 mm 14 Flute Filter End Cap Wrench (Blue-Point®)

- Used on newer Dodge® Sprinter®, Mercedes®, Jeep® Cherokee®

OFC86-16 86 mm 16 Flute Filter End Cap Wrench (Blue-Point®)

- Used on Volvo®, BMW®

OFC884-15 88.4 mm 15 Flute Filter End Cap Wrench (Blue-Point®)

- Used on Hyundai®, Kia®

OFC93-15 93 mm 15 Flute Filter End Cap Wrench (Blue-Point®)

- Used on ACDelco®, Fram®, Purolator®, Nissan®

OFC93-36 93 mm 36 Flute Filter End Cap Wrench (Blue-Point®)

- Used on Motorcraft®

OFC14KT 58–110 mm Filter Spider Wrench (Blue-Point®)

- New silver plated wrench with 58–110 mm range

OFC14KT 58–110 mm Filter Spider Wrench with Adaptor (Blue-Point®)

- Removable adaptor provides lower clearance in tight spots

OFC14KT 61–124 mm Spider Filter Wrench (Blue-Point®)

- Silver plated wrench with 61–124 mm range

OFC14KT 61–124 mm Spider Filter Wrench with Adaptor (Blue-Point®)

- Plated spider wrench with 61–124 mm range
- Removable adaptor provides lower clearance in tight spots

OFC14KT 3/8–1/2" (Blue-Point®)

- Removable adaptor provides lower clearance in tight spots

OFC14KT Plastic Case (Blue-Point®)

- Storage case for OFC14KT

Filter Pliers/Filter Sockets

OFA36CAP 36 mm Oil Filter Housing Socket

- Used on Audi®, Volkswagen®, Porsche®
- Audi®, Volkswagen®: 2001–2014 2.0 L I4 Turbo TSI/FSI
- Audi®, Volkswagen®, Porsche®: 2005–2014 3.0 L V6 Supercharged
- Volkswagen®, Porsche® 2011–2014 3.6 L V6
- Audi®, Volkswagen®: 2004–2014 6.3 L V12



- Do not use chrome or industrial finish hand tools with impact drivers
- †These products can expose you to chemicals which are known to the state of California to cause cancer and reproductive harm. See pages 906-907 for details.
- Read safety precautions on pages W1 to W4

LUBRICATION: GREASE AND OIL



OFA35

Funnels/Spouts

OFA35 Oil Funnel Adaptor for OFTOY38

- Made of durable plastic
- Custom-fit to the valve cover filler neck
- 2 pc set includes OFA35-1 short adaptor with male threads and OFA35-2 elbow adaptor

OFA36 Chrysler® Dodge® OFKIT Adaptor

- Application include various 2011–2015 Chrysler® Town and Country®, Dodge® Avenger®, Challenger®, Charger®, Durango®, Grand Caravan® and Journey®, and Jeep® Grand Cherokee® and Wrangler® models

- Made of durable ABS plastic
- Used with the funnel from OFKIT—fastens and seals to the filler neck preventing spills
- Open slot in OFKIT will accommodate this adaptor

OFUN36 Oil Funnel for Chrysler® and Dodge® Vehicles

- Made of durable ABS plastic
- Creates a custom fit to valve covers and filler necks
- Helps prevent messes when filling engine with oil
- Application include various 2011–2015 Chrysler® Town and Country®, Dodge® Avenger®, Challenger®, Charger®, Durango®, Grand Caravan® and Journey®, and Jeep® Grand Cherokee® and Wrangler® models

OFAEURO1 Valve Cover Adaptor

- Specifically designed to attach to valve covers to avoid spills due to internal baffle of the valve cover
- Use in conjunction with the OFKIT set
- Machined from aluminum with stainless steel locking tab
- Made in the USA

Applications:

- Various BMW® model vehicles
- 2006–2013 Dodge® Sprinter® 2.7L and 3.0L V6 CRD vans
- Various Mercedes-Benz® vehicles
- 2008–later Porsche® Cayenne® vehicles and 2010–later Panamera® vehicles
- 1.8L, 1.9L TDI, 2.0T, 2.8L, 3.0L, 3.2L, 3.6L and 4.2L Volkswagen® and Audi® engines
- 2.5L Volvo® engines
- 550 and 520 Teledyne® engines found in Beechcraft® and Cessna® aircraft

OFFM OFFM Threaded Oil Filler

- Prevents any unwanted mess; fastens and seals onto the filler neck
- Made of durable ABS plastic
- Used on newer Ford® and Mazda® vehicles equipped with a 4-cylinder engine



OFA36



OFUN36



FUNN1



FUNN2



FUNN15



GA96B



OF42

Funnels/Spouts

Stock No.	Size	Neck Style	Color
FUNN1	1 pint	Small	Orange
FUNN2	1.25 qt	Large	Blue
FUNN15	1.5 qt	Large	Red

*Blue-Point®

GA96B † Transmission Filler (Blue-Point®)

- 8-1/2" oval funnel with a filter screen
- 30" long
- For 10CT curved tooth file

OF42 Oil Funnel Adaptor

- Made of durable ABS plastic
- Used with the funnel from OFKIT—fastens and seals to the filler neck preventing spills
- Open slot in OFKIT will accommodate this adaptor
- Fits Subaru® models with a threaded oil cap (except Tribeca®)
- Also fits 2013 Subaru® BRZ®; Scion® FR-S® vehicles



YA734A

YA728A



YA4190A



GA471



GA472



GA473A

Manual Grease Guns

Stock No.	Specifications	PSI	Loading	Capacity	Flexible Hose	Rigid Extension	Nozzle
YA734A	—	—	—	—	—	—	—
YA728A	Lever	6,000	Bulk or Cartridge	16 oz Bulk and 14-1/2 oz Cartridge	18"	6"	—
YA4190A	Mini	—	Cartridge	3 oz	—	—	—
GA471 †	Pistol Grip	4,500	Bulk, Cartridge or Filler Pump	3 oz	—	5-1/2"	8-1/4"
GA472 †	Pistol Grip	5,000	Bulk, Cartridge or Filler Pump	14 oz	—	3-1/2"	13-1/4"
GA473A †	Lever	10,000	Bulk, Cartridge or Filler Pump	14 oz	—	5-3/8"	19-1/4"

*Blue-Point



Air Powered Grease Guns

Stock No.	PSI	Air Operating PSI	Pump Ratio	Loading	Capacity	Flexible Hose	Rigid Extension
YA771B	6,000	35-80	40:1	Bulk, Cartridge or Filler Pump	14 oz Cartridge	18"	6"
YA772B	4,000	40-100	40:1	Bulk, Cartridge or Filler Pump	14 oz Cartridge	18"	6"

*Blue-Point

Dispensing Accessories

YA7500 11 pc Grease Dispensing Accessory Pack

- Includes YA760-YA750 in a storage tray

YA758 Flex Whip Hose

- For hand-operated grease guns only; 18" long

YA752 Flex Whip Hose

- 18" long version of YA751

YA751 Flex Whip Hose

- For powered and hand-operated grease guns
- 4,500 maximum PSI; 12" long

YA754 Swivel Coupler

- Swivels 360°; locks in position every 45°

YA755 Coupler

- Fits all hydraulic type grease fittings

YA753 Heavy-Duty Coupler

- Fits all hydraulic-type grease fittings

YA750 Needle Nozzle

- 2-3/4" long

YA757 Angle Lube Adaptor

- 4-1/2" long with a 90° head allows fast and complete lubrication of the steering and suspension systems on late-model FWD vehicles

YA761 Needle Nozzle Coupler

- Same as the YA750 only with a locking sleeve adaptor for quick attachment to a hydraulic coupler

YA756 Extension Coupler

- Lubricates recessed fittings; 6" long
- Locking sleeve adaptor allows quick attachment to a hydraulic coupler of any control valve or lever gun

YA760 High-Pressure Universal Swivel

- 1/2"-27 male x 1/4" NPT(m) threads
- 5,000 PSI maximum working pressure

YA747 Grease Control Valve

- 1/4" NPT(f) inlet; 7,500 maximum PSI
- Includes a 6" extension tube and YA753 coupler

YA801 ‡ Needle-Type Adaptor (Blue-Point®)

- 4-7/8" long adaptor for universal joint fittings, water pumps and metal-covered springs

GA472-2 Grease Fitting Coupler

- Push-on design with neoprene nipple and ball
- Features a spring check valve

GA472-3 Flexible Polybraid Hose

- 12" long

GA472-9 Flexible Polybraid Hose (Blue-Point®)

- Oil, grease and solvent resistant with brass end fittings



YA7500



YA747



YA801



YA762



UFREE1

Dollies

YA762 Band Dolly

- Provides mobility for 25-50 lb original refinery containers
- Includes jam swivel casters and screw clamp for a secure adjustment

Grease Fitting Cleaner

UFREE1 ‡ Grease Fitting Cleaning Tool

- Quickly and easily frees up joints and fittings for proper greasing and lubrication
- Injects light-viscosity oil into the grease joint via the grease fitting to break up and remove dirt, rust and debris
- Pump in new grease after freeing the joint
- Includes an injection cleaning tool, 4-3/4" long flexible hose to access tight places and a storage case



• ‡ These products can expose you to chemicals which are known to the state of California to cause cancer and reproductive harm. See pages 906-907 for details.
 • Read safety precautions on pages W1 to W4

LUBRICATION: GREASE AND OIL



YA746



YA745A

Oil Spray and Suction Guns

YA746 Oil Spray Gun

- Siphon-type spray gun for spraying lubricating oils, cutting oils and cooling oils
- Includes a 6' vinyl suction hose with a strainer

YA745A Oil Spray Gun (Blue-Point®)

- 16 oz capacity
- Fast, clean method for removing or adding transmission and gear oil
- Special follower is impervious to oil, grease and water



PBT2120



PBT5X29

Transmission Tables

PBT2120 Drawer

- Optional drawer
- 20 x 20 x 5"

PBT5X29 Transmission Table

- 5' long
- 1,000 lb. load rating



YA743



YA744



YA749

Drains

YA743 Waste Oil Drain

- Fits standard 16-gallon drum
- Includes a float gauge in a drum cover, telescopic drain bowl adjustable from 42-3/4-70" and a roll-around base
- Drum is not included

YA744 Pedestal Waste Oil Drain

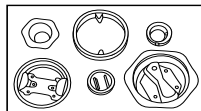
- Stand telescopes from 47-72"
- Drain bowl holds 4-1/2 gallon of oil
- Includes a hinged splash lid, 2" NPT male adaptor bushing and spring-loaded valve

YA749 Drain

- 24-1/2" dia
- Fits 6" or larger drain bowls
- Prevents spillage when removing transmission pans



A172A



Drum Plug Socket

A172A 1/2" Drive Drum Plug Socket

- One socket removes virtually all screw-in drum plugs or caps
- Spring-loaded inner wrench handles smaller plugs and recesses automatically when removing large plugs
- For use with a 1/2" drive ratchet or impact wrench

Oilers

OC5A ‡ Oiler (Blue-Point®)

- 5-1/2" small pressure oiler has a long, tapered spout with a screw on tip
- 1-7/8" O.D.
- Includes base holder

OCF5 ‡ Oiler (Blue-Point®)

- Similar to OC5A Oiler with a flexible spout



OC5A



OCF5

Bearing Packers

A180A Manual Bearing Packer

- Simultaneously pressure packs inner and outer wheel bearings 3/4" minimum I.D. and 4" maximum O.D.
- Use with pressurized lube equipment or a hand grease gun
- Includes a dust cover



A180A



YA470C



YA470C Manual Bearing Packer (Blue-Point®)

- Packs 50–65 bearings with one grease filling
- Applies manual pressure to flush and pack a bearing with grease
- Includes a dust cover
- 4-1/2" high

YA742 Manual Bearing Packer

- Unit features a large packer head
- Handles bearings to 9-1/2" O.D. and minimum 9/16" I.D.
- Includes an adaptor to service smaller bearings of 1–3-3/4" O.D.



YA742



YA741

YA741 Bearing Packer

- Clamps securely to any 25–50 lb original refinery container
- Handles any ball or roller bearing with 5/8–1-1/2" ID. and 3-1/4" maximum O.D.
- Primes and pumps even when using heavy grease at low temperatures
- Follower plate prevents funneling of grease
- Hose and grease gun are not included

Grease and Gear Oil Pumps/Manual

YA739 Manual Gear Oil Pump

- Fits any 25–50 lb original refinery container
- Delivers 1 oz per stroke using SAE® 90 gear oil at 70 °F
- Includes 5' of 1/2" low-pressure hose with a dispensing nozzle



YA739

YA737 Manual Operating Grease Pump

- Clamps securely to any 25–50 lb original refinery container
- Handles any ball or roller bearing with 5/8–1-1/2" I.D. and 3-1/4" maximum O.D.
- Primes and pumps even when using heavy grease at low temperatures
- Follower plate prevents funneling of grease



YA737

YA738 Manual Gear Oil Pump

- Fits any 120 lb original refinery container
- Powerful 50:1 ratio pump with 20 in³ displacement
- Includes a roll-around base, straight swivel, 7' of 1/4" high-pressure hose, quick-connect air coupler, follower plate, YA747 grease control valve and a YA760 universal swivel



YA738



- ‡These products can expose you to chemicals which are known to the state of California to cause cancer and reproductive harm. See pages 906-907 for details.
- Read safety precautions on pages W1 to W4

LUBRICATION: GREASE AND OIL



Grease Pumps/Air

YA735 Air Operated Grease Pump

- Fits any 120 lb original refinery container
- Powerful 50:1 ratio pump with 20 in³ displacement
- Includes a roll-around base, straight swivel, 7' of 1/4" high-pressure hose, quick-connect air coupler, follower plate, grease control valve and a universal swivel

YA736 Air Powered Grease Pump

- Fits any 20–50 lb original refinery container
- Powerful 50:1 ratio pump utilizes 20 in³ displacement
- Includes 6' of 1/4" high-pressure hose, quick-connect air coupler, follower plate, YA747 grease control valve and a YA760 universal swivel

YA759 Air Powered Grease Pump

- 50:1 ratio pump
- Uses a 120 lb container size and handles all grades of lubricant
- Features an internal muffler for quiet operation and a pre-lubricated air motor requiring no external oiler
- Exclusive microlapped hardened steel air valve and seat to assure a long and productive service life, with no packings to wear out
- Shovel-type foot valve adds mechanical priming to normal suction
- Casters offer the unit mobility
- Does not include a barrel

Oil Filler Cap Tools

OCR1 Oil Cap Removal Tool

- Tough nylon material will not damage oil fill caps
- Steel square drive connection for added durability
- Used with a 3/8" drive ratchet
- Use for Chrysler® 300 V6 3.5 L (2010) and Sebring® V6 3.5 L (2010)
- Dodge® Dakota® V8 4.7 L (2000–2007), Durango® V6 3.7 L, V8 4.7 L and V8 5.7 L (2000–2008), Nitro V6 3.7 L (2007–2008) and Ram® 1500 pickup V6 3.7 L, V8 4.7 L and V8 5.7 L (2002–2007)
- Jeep® Commander® V6 3.7 L, V8 4.7 L (2006–2007), Grand Cherokee® V6 3.7 L, V8 4.7 L (1999–2008) and Liberty® V6 3.7 L (2002–2007)
- Mitsubishi® Raider V6 3.7 L and V8 4.7 L (2006–2007)

OCR2 Radiator Reservoir and Oil Fill Cap Tool

- Tough nylon material will not damage reservoir and oil fill caps
- Steel square drive for added durability
- Used with a 3/8" drive ratchet
- Used for radiator reservoir caps on VW® vehicles, and oil fill caps on Audi®, Honda®, Toyota®, Chevy®, Ford® and Jeep® vehicles



OCR1



OCR2

ENGINE SERVICE: SERVICE TOOL

Engine Calibration and Setup Kit

YA871 ‡ Whistle Alert™ (Flexible) (Blue-Point®)

- Insert Whistle Alert™ into any 14 mm spark plug hole, turn the engine over and listen for the whistle to locate top dead center for the compression stroke

YA870 ‡ Whistle Alert™ (Rigid) (Blue-Point®)

- Insert Whistle Alert™ into any 14 mm spark plug hole, turn the engine over and listen for the whistle to locate top dead center for the compression stroke
- Rigid version can be used with the YA866 Compression Gauge Extension

YA8661 ‡ Spark Plug Hole Adaptor (Blue-Point®)

- Adapts the 14 mm thread on YA866/YAL866 TDC Indicators, the YA868 Compression Gauge Extension and YA865 Engine Lock to accommodate 18 mm spark plug threads

YA8662 ‡ Spark Plug Hole Adaptor (Blue-Point®)

- Adapts the 14 mm thread on YA866/YAL866 TDC Indicators and the YA868 Compression Gauge Extension to accommodate 12 mm spark plug threads



YA8661



YA8662

Timing/Belt Replacement

YA9680 Camshaft Pulley Tool (Blue-Point®)

- Designed to hold the camshaft pulley in place while turning the center shaft bolt
- Extremely useful on transverse mounted V6 engines, such as the Nissan® Maxima®/VG30 engine and Toyota® Camry®/3VXFE and 1MZFE engine
- Rear pulleys on these vehicles are located in close proximity to the shock tower making it difficult to remove/replace the center shaft without this tool

YA1150 Small-Pin Cam Gear Holder (Blue-Point®)

- Small diameter (10 mm) grooved pins fit snugly into the small holes in the cam gear
- Long handle with a cushioned grip provides excellent leverage so the cam gear bolt can be tightened or loosened
- Companion tool to YA9680, which has larger diameter pins for cam gears with larger holes

ML6000 Cam Lock Tool/Timing Gear Clamp (Blue-Point®)

- Prevents engine damage resulting from incorrect timing
- Maintain valve timing during belt replacement on twin and quad cam engines
- Compact design allows access in transverse engines
- Fits timing gear diameters from approximately 4–6" (101–152 mm)
- Fits gear spacing approximately 0.06–3" (1.6–76 mm)

CC100 Single Cam Clamp (Blue-Point®)

- Single cam clamp can be used on engines where the dual clamp ML6000 will not fit
- Compact design permits easy operation in confined engine areas
- Prevents engine damage resulting from incorrect timing
- Maintains valve timing during belt replacement on twin and quad cam engines
- Simple and easy to use
- Manufactured from high-strength industrial polymers which will not corrode or damage engine pulleys

ML6000COMBO Cam Clamp Set (Blue-Point®)

- Includes (4) CC100 Single Cam Clamps and (1) ML6000 Dual Cam Clamp in a storage tray

CCS100 GearLock Single Gear Clamp

- Used on single and twin cam engines when a dual cam gear lock may not fit
- Perfect tool in situations where individual gears need to be locked, such as when gears need to be removed to replace seals
- Forcing screw and thread insert are made of steel while the body made from high-strength fiberglass-reinforced polymer

CCS100PK 4 pc GearLock Single Gear Clamp Set

- Includes (4) CCS100 GearLock Single Gear Clamps
- Used on single and twin cam engines when a dual cam gear lock may not fit
- Perfect tool in situations where individual gears need to be locked, such as when gears need to be removed to replace seals
- Forcing screw and thread insert are made of steel while the body made from high-strength fiberglass-reinforced polymer

MLS500 GearLock Dual Timing Gear Clamp

- Can be used on most vehicle makes and models with timing belts
- Used for most dual cam engines to quickly lock and hold valve timing during belt replacement
- Patented "Multi-Point" adjustment for positive fit on all gear diameters
- Horizontal and vertical adjustments provide coverage over wide range of gear diameters
- Spring-loaded GearLock Dual Timing Gear Clamp reduces setup time
- Engagement teeth are made of heat-treated forged steel and frame constructed of high-strength fiberglass-reinforced polymer

MLS500KT GearLock Timing Gear Clamp Kit

- Can be used on most vehicle makes and models with timing belts
- Quickly locks and holds valve timing during belt replacement on most dual-cam engines
- Patented "Multi-Point" adjustment for a positive fit on all gear diameters
- Horizontal and vertical adjustments provide coverage over a wide range of gear diameters
- Spring-loaded GearLock Dual Timing Gear Clamp reduces setup time
- Engagement teeth are made of heat-treated forged steel
- Frame is constructed of high-strength fiberglass-reinforced polymer

YA9730 Timing Belt Tensioner Compressor (Blue-Point®)

- For 1995–later Toyota® T-100, Tacoma® and 4Runner®
- Turn the square compressor tensioner, then install the locking pin (YA9730-5 included with YA9730)

CGH1236 Cam Gear Holder

- Tool holds the hex at the gear hub making removal and tightening of the cam gear bolt easy and accurate
- Hole at the center of the tool allows a socket to be inserted through the tool for removal and replacement of the cam gear bolt
- Fits a large number of vehicles, 18 different models from 1995–2011



YA9680



YA1150



ML6000



CC100



ML6000COMBO



MLS500KT



YA9730



CGH1236



- †These products can expose you to chemicals which are known to the state of California to cause cancer and reproductive harm. See pages 906-907 for details.
- Read safety precautions on pages W1 to W4

ENGINE SERVICE: SERVICE TOOLS



YA4660



MCH1280



ML5000



TGH15



TSK5KT



TSK29KT

Timing/Belt Replacement

YA4660 † Camshaft Sprocket Holding Tool (Blue-Point®)

- Pivoting design fits most cam and injection pump gear sizes
- Detent grooves on holding pins give the user a sure hold
- For use as a counter holder when loosening or tightening sprocket retainer bolts

MCH1280 Cam Holder for Mercedes-Benz® Vehicles

- This tool ensures that the cam does not move, enabling the tech to complete the job without any worry of needing to re-time the motor
- Unique tool is designed to lock the left intake cam in place while servicing the cam chain drive system
- A lock (located in rear intake cam and bolted to cylinder head) locks the cam and keeps it from rotating, reducing the chance of mistakes in the cam timing
- Keeps related components in time with each other, eliminating the need for additional man hours to hold the cam in place

Applications:

- Used on 272 and 273 Series Mercedes-Benz® engines

YA9740A-6 Short Push Rod (Blue-Point®)

- For older model YA9740 pullers
- For use on crankshafts that are not drilled to full depth

ML5000 DOHC Lock Tool (Blue-Point®)

- Locks cam shaft sprockets in place to preserve engine timing during belt or chain replacement
- Knurled pins on the unit lock on to the groove on the inside of the cam wheel
- Unit base is constructed from anodized aluminum
- Pins are steel
- Works with most import and US cars and light trucks

TGH15 Timing Gear Holding Tool (Blue-Point®)

- Securely holds timing gear during removal and installation

TSK5KT Timing Service Kit (Blue-Point®)

- Complete kit for timing belt replacement and service
- Securely holds timing gear during removal and installation
- Allows rotation of the cam gear to align valve timing marks
- Single-lever locking design is easy to use
- Slimline design allows maximum access
- Kit includes TGH15 Timing Gear Holding Tool and CC100PK Single Cam Clamp Set

TSK29KT Timing Belt Service Kit

- Comprehensive kit for timing belt replacement, crankshaft and camshaft seals, and other engine service
- Dual-cam gear lock is used for most dual-cam engines to quickly lock and hold valve timing during belt replacement
- Single-cam gear locks are used for single-cam engines, twin-cam engines (when dual-cam gear lock may not fit); and in situations where individual gears need to be locked, such as when gears need to be removed to replace seals
- Timing gear holder adjusts and locks onto the cam gear to prevent rotation when removing and installing the mounting bolt
- Crankshaft and Camshaft Seal Tool Kit includes (7) installation mandrels made from high-strength fiberglass-reinforced polymer, suited for 21.5–64 mm seals and (7) bushings suited for 8–20 mm bolts
- Compact puller with unique extracting hooks engage seal for quick removal, and the interchangeable sleeves and mandrels allow easy installation of the new seal

Oil Pressure/Oil Pump/Oil Temperature

EEPV507† Engine Oil Pressure Set

- Used on diesel and gasoline engines
- Includes SAE and metric adaptors for cars, trucks, tractors and stationary engines
- Includes a 0–100 PSI (0–700 kPa) gauge assembly
- Technical Support: 1-855-779-8880



EEPV507

A121A Oil Pressure Sender Switch Socket

- For 1987 and later Ford®, GM® and Chrysler® vehicles
- 1-3/16", 12-point wrench size, 3/8" drive
- 3-11/16" long



A121A



A119C



S6152

A119C† 3/8" Drive SAE 1-1/16" Oil Pressure Sender Switch Socket

- Use for 1986 and earlier Ford®, GM® and Chrysler® vehicles
- 1-1/16" special wrench configuration
- 2-1/16" long

A120A† 3/8" Drive SAE 1-1/16" Oil Pressure Sender Switch Socket

- Use for 1987 and later Ford®, GM® and Chrysler® vehicles
- Can also be used for 1999 Mitsubishi® Eclipse® with the 2 L DOC non-turbo 420A engine
- Same design as A119B but longer
- 1-1/16" special wrench configuration
- 3-11/16" long

S6152 3/8" Drive 1-1/16" Oil Pressure Sender Switch

- Use for 1986 and earlier Ford®, GM® and Chrysler® vehicles
- 1-1/16" wrench opening, 3/8" drive

YA6555 Oil Pump Removal Tool for GM® Vehicles (Blue-Point®)

- Designed to work on most GM® V6 engines
- No need to remove the intake manifold
- Makes removal of the oil pump drive fast and easy
- Applications: GM® 2.8 L V6 (1987–1989), 3.1 L V6 (1990–1994), 3100 V6 (1994–2005), 3.4 L V6 (1999 and later)



YA6555

Drain Plug

PMM410A 3/8" Drive Metric 10 mm External Pipe Plug Socket

- 10 mm male square
- For removing or replacing oil pan plug
- 3/8" drive, 11/16" O.D., 1" long



PMM410A



PMP410A

PMP410A 3/8" Drive Metric 10 mm Internal Pipe Plug Socket

- 10 mm female square
- For removing or replacing standard transmission drain plug
- 3/8" drive, 3/4" O.D., 1" long
- Female pipe plug socket (for Renault® LeCar)

S5902 Oil/Transmission Plug Box End 17 mm, 6-Point,

21 mm, 12-Point Wrench

- Box ends are 17 mm, 6-point and 21 mm, 12-point
- Designed for VW® transmission drain plugs
- 258 mm long



S5902

SDMV1 Oil Drain Plug Bit for VW®

- Bit for 1/4" ratcheting screwdriver that can be used to loosen and tighten various VW® oil drain plugs
- Bit designed to engage plastic drain plugs used on 2015+ L4 (2.0L & 1.8L) gas and diesel engines used in various VW® Beetle®, Jetta®, and Golf® models



SDMV1

S9615A 9/16–15 mm 12-Point SAE/Metric Pan Plug Wrench

- 9/16" and 15 mm 12-point box ends fit most popular GM® drain plugs
- 10° offset at each end for maximum clearance
- Both box ends feature Flank Drive® wrenching system
- 9-23/32" long



S9615A



- Do not use chrome or industrial finish hand tools with impact drivers
- Do not use "cheater bars" on handles
- †These products can expose you to chemicals which are known to the state of California to cause cancer and reproductive harm. See pages 906-907 for details.
- Read safety precautions on pages W1 to W4

ENGINE SERVICE: SERVICE TOOLS



GDCT16



S6214A



S6132A



YA6611



S6160



FRT12



S6194



S6260

Cylinder Head

GDCT16 Combustion Leak Tester

- Provides an easy and quick way to diagnose engine overheating problems
- Checks for leaks between the combustion chamber and the cooling system
- Tests head and gasket for combustion leaks before removing the radiator
- Double chamber in the testing unit provides a high level of accuracy
- For use on water-cooled gas and diesel engines
- Kit includes a complete test chamber, 16 oz bottle of testing fluid and instructions

GDCT161 Leak Detector Fluid (Blue-Point®)

- 16 oz bottle of leak testing fluid for the GDCT16 Combustion Leak Tester

S6132A 3/8" Drive Metric Valve**Cover Bolt Socket**

- For GM® vehicles, 1976 and later Honda® vehicles and other import and US vehicles
- 10 mm, 12-point wrench size
- Allows access to head bolts, valve and rocker covers and oil pan bolts
- Deep clearance for bolts with extended tip as used on spark plug wire harness
- 3/8" drive; 11/16" O.D.
- 4-1/8" long

S6160 1/2" Drive 12-Point Metric 12 mm Extra-Long Head Bolt Socket

- Use on 1986–later Nissan® engines with 12 mm head bolts
- 8" length reaches past the cam and rocker assembly to service head bolts
- Thin-profile socket and shank will reach through the access hole and past the overhead camshaft
- Additional high-torque applications include removal and installation of universal joint flange bolts on Ford®/Mercury® cars such as Mustang®, Crown Victoria®, Lincoln®, Ford® Explorer®, Ranger® and F-150/F-250 trucks

S6194 1/2" Drive 12-Point Metric 12 mm Head Bolt Socket

- Used on Toyota® and Nissan® cars and trucks, and Honda® cars with 12 mm head bolts
- 4-1/8" length reaches past the cam and rocker assembly to service the head bolts
- Thin-profile socket and shank reach through the access hole and past the overhead camshaft
- Additional high-torque applications include removal and installation of universal joint flange bolts on Ford® Explorer®, Ranger® and F-150/F-250 trucks

S6193 1/2" Drive 12-Point Metric 10 mm Head Bolt Socket

- Use on all 1981 and later Toyota® and Nissan® cars and pickups and 1976 and later Honda® vehicles and other import and US cars with 10 mm head bolts
- Additional uses include drive shaft universal joint attaching bolts for Ford® vehicles
- 4-1/2" length reaches past cam and rocker assembly to service head bolts
- Thin-profile socket and shank will reach through the access hole and past overhead camshaft
- 12-point, industrial finish, 1/2" drive

S6195 1/2" Drive 12-Point Metric 14 mm Head Bolt Socket

- Same as S6193 except for 14 mm head bolts

S6214A 1/2" Drive 14 mm Head Bolt Socket for Subaru® Vehicles

- 1/2" drive configuration allows for use of proper capacity torque wrenches required for setting specified torque on cylinder head bolts
- Overall socket length is optimized to clear valve train components and maximizes working space between cylinder head and unibody frame
- Additional socket length also provides access for proper capacity torque wrenches to operate while the engine is still in the chassis
- Manufactured from special steel with higher alloy content
- Precision machined and heat treated for optimum strength and durability

YA6611 Head Handler (Blue-Point®)

- Convenient and balanced T-handle design helps move cylinder heads faster and easier
- No need to bear hug the cylinder head during movement
- Attached floating washer for increased surface contact
- Comfortable, secure gripping surfaces for hands
- M6 x 1.0 threads
- Package of two

YA6612 Head Handler (Blue-Point®)

- Same as YA6611 except has 1/4" x 20 threads
- Package of two

YA6613 Head Handler (Blue-Point®)

- Same as YA6611 except has M8 x 1.25 threads
- Package of two

FRT12 ‡ Three-Valve Insert Kit for Ford® Vehicles (Blue-Point®)

- Repairs cylinders without removing the head
- Custom guide, tap and drill for quick and simple repair of damaged threads
- Unique insert installer makes the job quick and easy
- Works on three-valve 5.4 L and 6.8 L engines built before 10/9/2007
- Also works on three-valve 4.6 L engines built before 11/30/2007 found on many 2004–2008 Ford®, Lincoln® and Mercury® vehicles
- Set includes tap, core drill, guide, insert installer, insert and storage case

S6260 1/2" Drive 12-Point SAE 1/2" Heavy-Duty Spicer® Drive Impact Socket

- For removal of heavy-duty Spicer® drive shaft bolts that have 1/2" fasteners found on Kenworth® and Peterbilt® trucks, and many other heavy-duty applications
- 8" long

YA6610 6 pc Head Handler Set

- Includes (6 pc) (2) head handlers (6 x 1.0 threads), (2) head handlers (1/4" x 20 threads) and (2) head handlers (8 x 1.25 mm threads)

Fuel System Maintenance

S6222 Oil Rail Socket

- Designed to aid the removal/installation of the ball/cup from the high-pressure oil rail to service the o-rings
- Previously only repairable by replacing the entire Ford® OEM High-Pressure Oil Manifold as a unit, now allows manifold rebuilds for a fraction of the cost



S6222



S6192A



CJ113B



CJ117C



CJ147A



ADT30KT



YA1350

Power Steering/Alternator/Water Pump

S6192A Water Pump Socket

- 1/2" square drive socket features dovetail design to deliver positive engagement when applying high-torque
- Black industrial finish
- Applications: 1992–2011 Cadillac® Northstar® 4.6 L V8; 1997–1998 Oldsmobile® Aurora 4.0 L

S6192A-1 Water Pump Socket Stabilizing Strap

- Bolts on water pump to secure S6192A water pump socket in place during water pump removal and replacement
- Includes (2) M6 x 12 bolts for securing strap to water pump
- Black industrial finish
- Applications: 1992-2011 Cadillac® Northstar® 4.6 L V8; 1997-1998 Oldsmobile® Aurora 4.0 L

CJ113B Pulley Installer, Power Steering/Alternator (for domestic vehicles)

- Designed for US vehicles
- 1" pulley driver hex, 7/16" pressure screw hex, thread size of 5/8"-18UNF-2A (puller end) and 3/8" 16UNC-2A (shaft end)
- 4-5/8" long

CJPS4 Power Steering and Alternator Installation Adaptor

- 2.85" Long

CJ117C Power Steering and Alternator Pulley Puller

- Includes short adaptor to remove small flange-type pulley; long adaptor is used for GM® 200-platform vehicles
- Can also remove Chrysler® alternator pulleys that have double grooves
- Replace pulleys with CJ113B Installer
- Long adaptor included to handle pulleys on GM® minivans
- Nickel-chrome finish, industrial-finish screw
- Designed for most US vehicles (replace pulley with CJ122 sets)

CJ122 2 pc Power Steering Pulley Installer Set

- Includes installer and pulley installer shaft
- Thread size of 5/8"-18UNF-2A (puller end) and 3/8" 16UNC-2A (shaft end)

CJ124A Power Steering and Alternator Pulley Puller

- This is a larger version of CJ117C
- Designed for Chrysler®, Ford® and earlier GM® vehicles

CJ147A Power Steering Gear Lower Pinion Bearing Puller

- Required tool to comply with GM® recall bulletins #02049 and #03062 regarding power steering gear lower pinion bearing separation
- To correct the problem, inspect the condition of the lower pinion bearing and replace the lower pinion bearing—in a few cases, replacement of the rack and pinion steering gear assembly may be necessary—instructions included with tool
- Applications include Buick®: Regal® 1996–1998; Chevrolet®: Cavalier 1996–1998, Lumina 1997–1998, Lumina APV 1996, Malibu® 1997–1998, Monte Carlo® 1997–1998, Venture 1997–1998; Oldsmobile®: Cutlass 1997–1998, Cutlass Supreme 1996–1998, Silhouette 1996–1998, Intrigue 1998; Pontiac®: Grand Prix® 1996–1998, Sunfire® 1996–1998, Trans Sport 1996–1998

ADT30KT ‡ Alternator Pulley Kit (Blue-Point®)

- Aids installation and removal of Alternator Decoupler Pulleys either OWC (one way clutch) or OAD (Overrunning Alternator Decoupler)
- Varying lengths of hex, TORX® and spline configurations allow user to handle unique combinations for a difficult task
- Master kit eliminates the need to shop around for hard-to-find tools and reduces service bay downtime that can erode a technician's profit
- One Way Clutch (OWC) Pulleys and Overrunning Alternator Decoupler (OAD) Pulleys exist on over 20 million cars and growing
- Tool can be used on all major ADP Manufacturers including INA®, Gates® and Litens®
- The most comprehensive kit on the market
- Features a combination of hex bits, TORX® bits, spline sockets, and specialty bits to work in conjunction to remove pulleys from alternator
- Drop forged and precision CNC components to meet the tight tolerances of the application

YA1350 Toyota® Water Pump Pulley Wrench (Blue-Point®)

- Essential tool for preventing pulley damage when removing or installing bolts
- Fixed pin dimension for quick, easy installation
- Unique bend to clear engine compartment obstacles
- Wrench head shaped for generous clearance around the bolts



- Do not use chrome or industrial finish hand tools with impact drivers
- ‡ These products can expose you to chemicals which are known to the state of California to cause cancer and reproductive harm. See pages 906-907 for details.
- Read safety precautions on pages W1 to W4

ENGINE SERVICE: SERVICE TOOLS



Belt Tensioning Tools

SRD6 Belt Tensioner Release Tool

- 6" long adaptor with 1/2" male square
- Female triple square drive allows more flexibility to work around obstacles by coming in at different angles with a 1/2" breaker bar
- Similar to the Snap-on® 6" torque adaptors but with a male square
- If using with a torque wrench, refer to the Snap-on® SS306G Torque Chart for the formula to obtain the correct applied torque

Heavy-Duty Applications:

- For serpentine belt tensioners with a 1/2" square drive opening found on Detroit Diesel® Series 60 and Caterpillar® engines
- Other applications include buses and delivery vans where the doghouse or engine shrouding can get in the way and make the work area very tight

Automotive Applications:

- 1/2" serpentine belt tensioners on Dodge®/Chrysler® (2.0 L and 3.0 L engines) Ford®, Lincoln® and Mercury® (2.3 L, 3.0 L, 4.2 L and 4.6 L engines) GM® (2.5 L, 4.7 L, 5.0 L and 5.7 L engines) vehicles

SBT26 ‡ Serpentine Belt Tool (Blue-Point®)

- Works on all serpentine belts
- Clamping jaw allows user to position serpentine belt without the belt slipping out of the tool
- Positive grip allows belt routing in tight access areas
- Ergonomic handle provides comfort and ease in use
- Lightweight steel body for durability and strength

YA9417A Belt Tensioning Tool (Blue-Point®)

- General use belt tool for installation and removal of V-belts and timing belts
- Two-pin design and long length allow user to push and pull belts as needed for access in restricted areas

YA9340 ‡ Serpentine Belt Wrench (Blue-Point®)

- Used to release any serpentine belt tensioner with a 1/2" square drive opening
- Ratcheting action allows better positioning of the tool, creating a greater swing angle than a solid-type serpentine belt wrench
- Reversible ratchet head is only 1" thick so it will fit between the tensioner face and fan blades on Detroit Diesel® S Series 60 and some Caterpillar® engines
- Also ideal for working on buses and delivery vans where the doghouse or engine shrouding restrict access
- Compact overall length keeps handle from coming in contact with radiator hoses, charged air cooler pipes, hydraulic lines or frame rails
- Vinyl grip for comfort
- 13" overall length

YA9350B ‡ 9 pc Ratcheting Belt Tensioning Wrench Set

- Allows direct access to belt tensioners without removing engine accessories or frame components
- Covers almost 90% of all vehicles equipped with spring-loaded serpentine belt tensioners
- Includes (1) belt tensioning wrench and (8) adaptors
- All adaptors feature a 15 mm external hex drive
- Applications: Chrysler® (Dodge® and Plymouth®), Ford® (Lincoln® and Mercury®), GM®, Isuzu®, Jeep®, Lexus®, Mazda®, Mitsubishi®, Saturn®, Toyota®, VW® vehicles

YA9350B1 ‡ Belt Tensioning Wrench

- 15 mm single hex

YA9350-2 ‡ 14 mm Hex Adaptor (Blue-Point®)

- 15 mm external hex drive

YA9350-3 ‡ 18 mm Hex Adaptor, (Blue-Point®)

- 15 mm external hex drive

YA9350-4 ‡ 3/8" Square Drive Adaptor (Blue-Point®)

- 15 mm external hex drive

YA9350-5 ‡ 1/2" Square Drive Adaptor (Blue-Point®)

- 15 mm external hex drive

YA9350-6 ‡ 13 mm /1/2" Hex Adaptor (Blue-Point®)

- 15 mm external hex drive

YA9350-7 ‡ 16 mm /5/8" Hex Adaptor (Blue-Point®)

- 15 mm external hex drive

YA9350-8 ‡ 15 mm Hex Adaptor (Blue-Point®)

- 15 mm external hex drive

YA9350-9 ‡ 19 mm /3/4" Hex Adaptor (Blue-Point®)

- 15 mm external hex drive


GA424A Belt Tension Gauge (Blue-Point®)

- 30–180 lb (130–800 N•m) range
- Squeeze handle, place gauge on drive belt, release handle and read

Belt Tensioning Tools

SBT60 Serpentine Belt Tensioner Wrench

- Saves time by reducing the number of parts removed to change belts
- Double ended to fit more models
- Extra-long for more leverage



SBT60

SBT12 ‡ GM® Ecotec® Serpentine Belt Tensioner Wrench (Blue-Point®)

- Designed to ease service of serpentine belt on Ecotec® 2.2 L and 2.4 L inline 4 cylinder engines in GM® vehicles
- Service serpentine belt without removal of engine mount or lower air filter housing
- Allows access to tensioner from top of engine compartment
- Double square drive gives improved leverage and flexibility
- Low profile fits into space between tensioner and frame rail



SBT12

SBIT1 ‡ Stretch Belt Tool (Blue-Point®)

- Allows belt to be rotated onto pulley without twisting the belt, which can cause damage to the belt
- Low profile to allow for tight access applications
- Groove on underside of tab fits on outer lip of pulley to prevent tool from slipping off the pulley



SBIT1

SBIT2 ‡ Stretch Belt Tool (Blue-Point®)

- Easily install stretch belts on late model European vehicles
- Allows belt to be rotated onto pulley without twisting the belt and causing damage
- Low profile to allow for tight access applications
- Groove on underside of tab fits on outer lip of pulley to prevent tool from slipping off the pulley



SBIT2

Applications:

- BMW®: models 118, 120, 318, 320, 325, 330, 335, 520, 525, 530, 535, 635, 730, X3® and X5®; Volvo® vehicles: models C30, S40 and V50; Mercedes-Benz®: 3.0 L diesel engines

SBT2KT Stretch Fit Belt Kit (Blue-Point®)

- Universal installation and removal of all stretch belts
- Easy to use process for both removal and installation
- Allows removal and reuse of stretch fit belts
- Includes SBTI Install Tool, SBTR Removal Tool and informative instructional DVD



SBT2KT

SBTI Stretch Fit Belt Install Tool (Blue-Point®)

- Universal installation of all stretch belts
- Easy-to-use process
- Allows removal and reuse of stretch fit belts



SBTI

SBTR Stretch Fit Belt Removal Tool (Blue-Point®)

- Universal removal of all stretch belts
- Easy to use process
- Allows removal and reuse of stretch fit belts



SBTR

Thermal Vacuum Switch

S9842A Thermal Vacuum Switch Socket

- For US vehicles through 1988
- 1/2" drive, 6-point wrench opening, 7/8"
- 3-1/8" long



S9842A

Turning/Moving

S6158 Engine Barring Socket

- Use 4 L 6.6 L small block V8s in Chevrolet® vehicles
- Designed to turn the engine over when it is on engine stand
- 1/2" drive



S6158



• Do not use chrome or industrial finish hand tools with impact drivers
 • Do not use "cheater bars" on handles
 • ‡These products can expose you to chemicals which are known to the state of California to cause cancer and reproductive harm. See pages 906-907 for details.
 • Read safety precautions on pages W1 to W4



YA188LR



CJ146



HIW3A



HIW4A

Harmonic Balancer

YA188I Harmonic Balancer Installer (Blue-Point®)

- Includes (7) adaptors for use on a wide range of engines
- Adaptor sizes: 7/16"-20, 1/2"-20, 9/16"-18, 3/4"-16, M12 x 1.5, M14 x 1.5 and M16 x 2.0

YA188LR ‡ Long-Reach Harmonic Balancer Installer (Blue-Point®)

- Traditional harmonic balancer installers cannot be used to install the harmonic balancers on V8s and V6s for late model GM®, Ford®, Chrysler® and Dodge® vehicles
- Kit includes tools for all three US vehicle makers
- Reduce the risk of stripping threads inside the crank
- Reduce the risk of breaking crank bolts
- Kit includes YA188LR-1–YA188LR-5

YA188MKTB Master Harmonic Balancer Installer Kit (Blue-Point®)

- Includes traditional installer adaptors as well as long reach adaptors for late model applications
- Services harmonic balancers as well as underdrive pulleys and recessed crank threads on Dodge® Hemi®, GM® Gen III/IV and Ford® 4.6 L and 5.4 L modular engines
- Works on most European vehicles including BMW® and VW® as well as Toyota®, Honda®, Kia® and Hyundai® vehicles

CJ146 Crankshaft Harmonic Balancer Kit

- Remove the crankshaft harmonic balancer on 1990 and later 3.3 L and 3.8 L GM® engines
- Shoulder bolt adaptors provide the correct installation depth, preventing damage to the crank sensor and interrupter rings
- Includes (3) CJ146-1 adaptors, (1) CJ146-2 extension and vinyl storage pouch
- Requires Snap-on® CJ98-1 yoke and CJ83-3 pressure screw for use (not included)

HIW3A Hand Impact Wrench (Blue-Point®)

- Remove/replace harmonic balancer pulleys without removing the radiator
- Accesses restricted areas where an air impact wrench will not fit or when air supply is unavailable
- Molded rubber hand guard
- Max torque: 600 ft-lb
- Overall length: 22-1/16"

HIW4A Hand Impact Wrench (Blue-Point®)

- Provides high-impact force for breaking loose fasteners used in both automotive and industrial applications such as working on Duramax® crankshaft bolts or on-site heavy equipment service and repair
- No compressed air required
- Bidirectional for loosening or tensioning fasteners
- 3/4" drive
- Tool is 23" in length (590 mm)

Harmonic Damper Pulley Pullers

HDP1800 15 pc Master Harmonic Damper Pulley Puller Set

- Combines (4) harmonic pulley puller kits into one master kit
- Features three styles of legs including the unique patent-pending, industry-exclusive side-turn legs
- Includes an extra set of spring washers and a spare clevis pin
- Compact design has everything needed inside a blow-molded case

HDP1835‡ Harmonic Damper Pulley Puller for Ford®/GM®

- Revolutionary low-profile legs fit smaller narrow pulley pockets and have the correct geometry to work on a wide range of applications because the legs grasp on the backside of the spoke
- New design increases the bite of the leg to the pulley as it's tightened
- Compact design accommodates tight engine compartments
- Spring-loaded legs maintain position to save time as the puller is positioned on the harmonic damper pulley
- Saves the average user approximately 30-minutes

HDP1740‡ Two-Jaw Harmonic Pulley Puller

- Specially designed two-jaw puller for smaller cars with four-spoke pulleys
- Patent-pending side-turn legs quickly and easily grab the pulley
- Compact low profile narrow design fits the small pockets found on most pulleys
- Spring-loaded legs maintain their position and save time as the puller is positioned on the pulley

HDP1345‡ Harmonic Dampener Pulley Puller

- Includes (6) push rods in multiple lengths and special patent pending tip
- Spring-loaded legs retain leg position and have correct geometry for Dodge® pulleys
- Gives greater ease and control when installing the puller in confined areas
- Eliminates the time consuming process of removing the radiator and other components

YA13350 Harmonic Dampener Pulley Puller (Blue-Point®)

- Use on 3.6L Camaro® engines
- Unique design accesses the pulley on internal pulley ledges

HDP6490‡ Harmonic Damper Pulley Puller

- New spring-loaded legs allow for leg position retention
- Provides greater ease and control when installing the puller in confined areas
- Removes 3- and 6-spoke harmonic damper pulleys found on many Chrysler® and GM® engines
- Eliminates the need to remove the radiator or other components

YA6010A Harmonic Dampener Pulley Holding Tool (Blue-Point®)

- Saves time during removal and installation of the crank bolt on most engines in Honda® and Acura® vehicles
- Verify exact model year/engine size coverage with tool instructions
- When used with a 1/2" drive breaker bar or ratchet, prevents the pulley from rotating when removing/installing the pulley bolt

YA9740A-6 Short Push Rod (Blue-Point®)

- For older model YA9740 pullers
- For use on crankshafts that are not drilled to full depth



HDP1800



YA13350



HDP6490



YA6010A



- Do not use "cheater bars" on handles
- ‡These products can expose you to chemicals which are known to the state of California to cause cancer and reproductive harm. See pages 906-907 for details.
- Read safety precautions on pages W1 to W4

ENGINE SERVICE: SERVICE TOOLS



Seal Pullers

SPS2 ‡ Universal Seal Puller Set

- Small seal puller used for common seal sizes and large seal puller used for larger seal sizes
- 2 and 4" pins for various seal diameter sizes with clearance requirements
- Surface area on hook helps prevent seal puller from piercing through the seal (0.25" where competitive units are smaller at 0.12")
- Pin creates a pivot point on the surface of the seal, thus distributing the force evenly over a larger surface area when compared to a traditional seal puller design



PCV/EVAP Tools

LDTBH5 5 pc PCV/EVAP Hose Release Tool Set

- Unique tools allow technicians to release breather hose connectors on the vehicle with very little effort
- Compact size allows increased access for easy installation and removal, saving the technician time
- Made of lightweight yet durable aluminum design
- Set includes (5) sizes, each in a different color for easier identification

LDTBH5-1 1-1/4" PCV/EVAP Release Tool**LDTBH5-2 1-1/8" PCV/EVAP Release Tool****LDTBH5-3 15/16" PCV/EVAP Release Tool****LDTBH5-4 5/8" PCV/EVAP Release Tool****LDTBH5-5 1-1/2" PCV/EVAP Release Tool**

YA7200



YA8640



YA9870



YA4590A



YA6760

Specialty Tools

YA7200 ‡ 7/32" 6-Point TORX® Bit 25° Offset Ford® Ignition Module Wrench (Blue-Point®)

- For 1982 and later Ford® ignition modules
- Ratcheting ends are offset 25°
- One end has 7/32", 6-point; other end a T20 TORX® bit

YA8640 Cam Belt Wrench for VW®/Audi® Vehicles (Blue-Point®)

- For adjusting camshaft spur belts that have idler pulleys with pin holes
- Vinyl handle grip

YA6760 Timing Belt Pulley Holder for VW®/Audi® (Blue-Point®)

- Holds crank pulley stationary for crank bolt removal and installation to the factory torque requirement
- Three-bolt design for secure holding
- 1/2" drive for use with a breaker bar
- Heat treated for strength with high-quality black finish
- Applications: 1.8 L 4 cylinder turbo: VW® and Audi® vehicles 1998–2006; 2.0 L 4 cylinder: VW® vehicles 1993–2005; 2.0 L 4 cylinder turbo: VW® and Audi® vehicles 2006 and later

YA9870 Tension Pulley Spanner Wrench (Blue-Point®)

- Easily adjust camshaft spur belts having idler pulleys with pin holes on Mitsubishi®, Plymouth® and Eagle vehicles
- Protruding pins on the wrench grip the center of the idler pulley and rotate it around its off center retaining bolt
- Rotation allows for the camshaft spur belt tension adjustment
- Designed for use on: 1990–1993 Mitsubishi® Eclipse®, Eagle Talon and Plymouth Laser 2.0 L DOHC (non-turbo); 1990–1993 Plymouth Laser 2.0 L DOHC (turbo); 1990 and later Mitsubishi® Eclipse and Eagle Talon 2.0 L DOHC (turbo); 1994–1996 Mitsubishi® Montero® 3.5 L DOHC; 1994 and later Mitsubishi® Montero® 3.5 L SOHC; 1994 and later Mitsubishi® Galant® 2.4 L SOHC; and 1994 and later Mitsubishi® Mirage®
- 1.8 L SOHC vehicles

YA4590A Hood Prop (Blue-Point®)

- 3 pc telescoping shaft locks in any position
- Range is 20"–48-1/2"
- Will work on front or sides of any car or truck
- Made of steel tubing and features locking levers on each section
- Includes holding support to prevent slippage

YA45904 Hood Prop Adaptor (Blue-Point®)

Valve Guide Brushes

AC10B Valve Guide Brush (Blue-Point®)

- Brush wire is woven into twisted wire strands
- Each features a fluted, wooden handle
- 5/16" dia

AC11B Valve Guide Brush (Blue-Point®)

- Brush wire is woven into twisted wire strands
- Each features a fluted, wooden handle
- 11/32" dia

AC12B Valve Guide Brush (Blue-Point®)

- Brush wire is woven into twisted wire strands
- Each features a fluted, wooden handle
- 3/8" dia



AC10B



PHG83B

Metric Valve Guide Removers

- Designed for use with Snap-on® air hammers
- Can also be used as drift punches
- Zinc Clear Chromate finish provides bright plating for greater visibility and corrosion resistance

PHG83B Valve Guide Remover

- 7.7 mm pilot
- 190 mm long

PHG86B Valve Guide Remover

- 9.3 mm pilot
- 190 mm long

PHG96B Valve Guide Remover

- 6.9 mm pilot
- 189 mm long

PHG97B Valve Guide Remover

- 5.2 mm pilot
- 189 mm long

Cylinder Head

S6132A 3/8" Drive Metric Valve Cover Bolt Socket

- For GM® vehicles, 1976 and later Honda® vehicles and other import and US vehicles
- 10 mm, 12-point wrench size
- Allows access to head bolts, valve and rocker covers and oil pan bolts
- Deep clearance for bolts with extended tip as used on spark plug wire harness
- 3/8" drive; 11/16" O.D.
- 4-1/8" long



S6132A

Valve Adjustment Tools

Valve adjusting tools for current VW® vehicles. These two tools are designed to be used together on all late models requiring the VW® #2078 tool, which includes all current 5 cylinder VW® and Audi® 5000.

YA8825 Valve-Adjusting Tool (Blue-Point®)

- For Toyota® and other overhead camshaft engines using spacer shims
- Shim pliers push between the shim and camshaft, allowing the included YA8825-1 wedge tool to be placed between the valve lifter ledge and camshaft for easy shim replacement

YA8825-1 Wedge Tool (Blue-Point®)

- Wedge tool to be placed between the valve lifter ledge and camshaft for easy shim replacement



YA8825

Metric Jam Nut Type Adjustment Tools

Include an idle adjustment screwdriver within a socket and handle for holding adjustment screw in place while the jam nut is tightened. Handle pivots from one side to the other so the socket "window" is always visible.

YA8880 Valve Adjustment Tool (Blue-Point®)

- For all cars with 12 mm jam nut valve screws

YA8895 Valve Adjustment Tool (Blue-Point®)

- For all cars with 10 mm jam nut valve screws



YA8880

Camshaft/Crankshaft Tools

GA285 Camshaft Bearing Remover and Inserter Set (Blue-Point®)

- Removes and inserts bearings in all engines
- Five driving plugs handle a range of 1.475–2.690"
- Fits slightly undersized or oversized bearings
- Packed in a sturdy storage case



GA285



- †These products can expose you to chemicals which are known to the state of California to cause cancer and reproductive harm. See pages 906-907 for details.
- Read safety precautions on pages W1 to W4

VALVE: SERVICE TOOLS



VLP104

Valve Lapping Tools

- 1/4" hex power bit shank quickly attaches to drill
- Durable nylon body prevents accidental cylinder abrasions
- Sized to fit most common applications
- Suction cup holds valve securely while performing operation
- Made in the USA

VLP104 4 pc Power Valve Lapping Tool Set

VLP20 5/8" Power Valve Lapping Tool

VLP26 13/16" Power Valve Lapping Tool

VLP36 1-1/8" Power Valve Lapping Tool

VLP44 1-3/8" Power Valve Lapping Tool



GA317

GA318A

Valve Keeper Tools

GA317 Metric Valve Keeper Remover/Installer (Blue-Point®)

- Quickly removes and installs valve keepers on most overhead cam engines with valve stems from 4.5–7.5 mm
- Push or tap the tool with a hammer to remove valve keepers
- Magnet in tool body captures keepers for quick removal and valve disassembly
- To install keepers, load keepers then push or tap to install
- Used on vehicle or on workbench

GA318A Overhead Valve Tool (Blue-Point®)

- Removes and replaces valve keepers on all gas and diesel overhead valve engines, even VW® Rabbit®, motorcycle, marine and aircraft engines
- Magnetically retains keepers and will not bend valve stems
- Use in place of c-clamp or other type of compressor
- Use only with a soft-faced hammer



YA8230

VL2

General Service

YA8230 Valve Stem Seal Pliers (Blue-Point®)

- Removes valve stem seals from overhead camshaft engines, including four valve-per-cylinder engines that have restricted access to the valve stem seal
- Gripping serrations in the pliers tip easily grab both OEM and aftermarket seals with ease
- Easy-grip handles

VL2 Valve Holder (Blue-Point®)

- 5/8" and 13/16" dia. suction cups

VL3 Valve Holder (Blue-Point®)

- 1-1/8" and 1-3/8" dia. suction cups



CF811B



CF19B



CF700C

Valve Lifters

CF811B ‡ Compressor, C-Clamp (1–2" capacity) (Blue-Point®)

- 1–2" capacity
- For-L head, valve in head, high compression engines and vehicles with overhead valves
- Activating mechanism prevents cocking of valve spring as it is compressed

CF19B ‡ Compact C-Clamp Compressor (Blue-Point®)

- Compact model includes CF19-3A jaws for 1/4–1-1/16" dia. springs on small, air-cooled engines and CF19A5 jaws for both 17 and 20.8 mm diameter springs on Honda® engines

CF700C ‡ Air-Operated C-Clamp Compressor (7/8–2-1/2" capacity) (Blue-Point®)

- 7/8–2-1/2" capacity
- Operates on 90–150 PSI, but develops up to 3x output pressure
- Tool measures 1 x 8"

CF700C-1 ‡ Jaws Set (Blue-Point®)


- For CF811B and CF700C
- Large, straight jaws with 1-1/2–2-1/2" capacity

CF700C-2 ‡ Replacement Jaw Set (Blue-Point®)

- Medium, offset jaws with 1–2" capacity
- For CF811 and CF700



YA9140B



VST100



YA9140B-LDT

Valve Spring Compressors

YA9140B Universal Valve Spring Compressor (Blue-Point®)

- Removes/installs the valve spring without removal of the cylinder head from the engine
- US and import servicing of single and double overhead cam engines, including Audi®, Chrysler®, Infiniti®, Honda®, Hyundai®, Lexus®, Mazda®, Mitsubishi®, Nissan®, Porsche®, Saturn®, Toyota®, Volvo® and VW® vehicles

VST100 ‡ Cam Operated Valve Spring Compressor (Blue-Point®)

- Eliminates the need for cylinder removal and the need to readjust tool to each spring
- Works on most overhead valve engines

YA9140B-LDT Lock Down Tool for YA9140B (Blue-Point®)

- Allows technician ability to actuate compression tube even in tight, confined locations
- Allows compression of springs that are confined by brake boosters, AC housings and other factors

VST1435 Dodge®/Chrysler® Valve Spring Compressor

- Eliminates the need to remove engine or cylinder heads
- Quickly and easily compresses the valve spring to remove the loosened keepers with a magnet
- Tool allows technicians to work faster and more efficiently, allowing them to service more vehicles and increasing profit earning potential
- Reduces valve spring service time from days to a matter of hours

Valve Spring Replacement Tools (Lexus®)

M2112PK Timing Chain Holder For Lexus® Vehicles (2 pk)

- Lexus® V6 Valve Spring Replacement Tool
- For Lexus® safety recall ALE
- M2112PK includes (2) M2112s (as two are required to hold timing chain)

Application:

- M2112PK holds timing chain during valve spring replacement or any other service requiring camshaft removal
- Saves technician time as the engine can be turned over with the cam shaft out and with the timing chain installed

M2113 For VVT Gear Holder Lexus® Vehicles

- Lexus® V8 Valve Spring Replacement Tool
- For Lexus® engine designation 1UR-FSE 4.6 L V8
- For Lexus® safety recall ALE

Application:

- M2113 holds the intake VVT gear during valve spring replacement
- Saves technician time as the engine can be turned over with the cam shaft out and with the VVT gear in and timing chain installed
- M2113 can be used instead of using wire ties



M2112PK



M2113

CYLINDER: SERVICE TOOLS

Ridge Reamer

WR30A ‡ 3-5" Ridge Reamer (Blue-Point®)

- Lathe type reamer is for 3-5" diameter cylinders
- Centers itself in cylinder

WR30A10 Replacement Cutter Bit (Blue-Point®)

- For WR30A ridge reamer



WR30A



• ‡ These products can expose you to chemicals which are known to the state of California to cause cancer and reproductive harm. See pages 906-907 for details.
• Read safety precautions on pages W1 to W4

PISTON: SERVICE TOOLS



PRS8



PRS10



RC510A



RC150A



RC50C



RC40C



RCL30



RCW60



RC980

Ring Expanders

PRS8 Piston Ring Expander (Blue-Point®)

- Installs piston rings from 3/64–1/4" thick
- Eliminates breakage or distortion of rings
- 7" long

PRS10 † Piston Ring Expander (Blue-Point®)

- 2-3/4"–4-1/4" ring capacity
- Remove or install both step cut and diagonal cut rings
- Spring tension eliminates the need for adjustment

PRS12 † Piston Ring Expander (Blue-Point®)

- Similar to PRS10 but with 4-1/2–7" ring capacity
- Excellent for heavy-duty diesel applications

Ring Groove Cleaners

RC510A Piston Ring Groove Cleaner (Blue-Point®)

- For pistons with grooves of 5/64, 3/32, 1/8, 5/32 and 3/16" with diameters from 1–5"

Ring Compressors

RC150A Ring Compressor (Blue-Point®)

- Four band
- 3-1/2–7" capacity, 7" deep

RC50C Ring Compressor (Blue-Point®)

- Two band
- 3-1/2–7" capacity, 3-1/2" deep

RC40C Ring Compressor (Blue-Point®)

- Two band
- 2-1/8–5" capacity, 3-1/2" deep

RCL30 Ring Compressor (Blue-Point®)

- One band
- 2-1/2–5" capacity
- May be disassembled and removed from around connecting rod when used on small aircraft, motorcycle or other engines that require the cylinder to be pushed over the piston during assembly

RCW60 Ring Compressor (Blue-Point®)

- One band
- 3–5" capacity, 1-1/2" deep
- Low-friction wrinkle band construction with thumbscrew for precise adjustment
- Used on small aircraft and motorcycle engines where cylinders are pushed over piston during assembly

RC980 Ring Compressor Set (Blue-Point®)

- Works both horizontally and vertically with pliers grip handle
- Fine tooth ratcheting mechanism
- Includes six hardened steel bands: 2-7/8–3-1/8", 3-1/8–3-3/8", 3-3/8–3-5/8", 3-5/8–3-7/8", 3-7/8–4-1/8" and 4-1/8–4-3/8"

RC980-10 Optional Band (Blue-Point®)

- 5-1/2–5-3/4" capacity

RC980-11 Replacement Pliers (Blue-Point®)

RC980-7 Optional Band (Blue-Point®)

- 4-1/2–4-3/4" capacity

RC980-8 Optional Band (Blue-Point®)

- 4-3/4–5" capacity

RC980-9 Optional Band (Blue-Point®)

- 5–5-1/4" capacity

RC980-9.5 Optional Band (Blue-Point®)

- 5-1/4–5-1/2" capacity



A57Q

A57Q Bushing Remover/Inserter Set

- For standard and specialized bronze, steel, rubber or Enlox bushings
- Range of adaptor sizes covers nearly all shackle and steering bushings
- New bushings are inserted by tightening screw, which forces the bushing into place without hammering
- Sleeve permits forcing out of old bushings
- Useful where limited space prevents driving bushings out
- Five smallest adaptors are used only with the smallest driver

Stock No.	Description	Stock No.	Description
A57CA	Screw	A57-41	Sleeve Adaptor
A57-35	Screw	A57-38	Sleeve Adaptor
A57-3	Washer	A57-36	Sleeve
A57-37	Sleeve Adaptor	A57-27	Puller
A57-39	Sleeve Adaptor		

Stock No.	Dimension, inches O.D.	Dimension, inches small O.D.	Dimension, inches large I.D.	Dimension, inches large O.D.
A57-15	Bushing Driver			
A57-16	.339	.434	—	—
A57-17	.430	.497	—	—
A57-26	.492	.622	—	—
A57-18	—	.493	—	.559
A57-25	—	.554	—	.684
A57-14A	Bushing Driver			
A57-8	.555	.622	—	—
A57-19	.601	.668	—	—
A57-7	.618	.747	—	—
A57-6	.678	.809	—	—
A57-5	.728	.856	—	—
A57-24	.742	.997	—	—
A57-10	.789	.918	—	—
A57-11	—	.851	—	.980
A57-22	—	.907	—	1.046
A57-12A	—	.919	—	1.027
A57A13	—	.993	—	1.122
A57-46	—	1.034	—	1.136
A57-20	—	1.055	—	1.184
A57-23A	—	1.101	—	1.230
A57-45	—	1.250	1.125	—
A57-42	—	1.406	1.187	—
A57-48	1.206	1.500	—	—
A57-29	1.222	1.372	—	—
A57-40	1.367	1.625	—	—
A57-44	—	1.812	1.375	—
A57-43	—	—	1.625	2.000
A57-47	—	—	1.859	2.000
A57-51	—	—	—	17/32 opening
A57-50	—	—	—	1-3/8 opening
ESD1428	Bearing (1/2" I.D., 1" O.D.)			
ME4A2	Nut (1/2"-20)			
ME4A4	Nut (5/8"-18)			



A57CA



A57-35



A57-3



A57-37



A57-36



A57-27



A57-15



A57-16



A57-18



A57-14A



A57-8



A57-5



A57-11



A57-46



A57-20



A57-45



A57-42



A57-48



A57-44



A57-43



A57-51



• †These products can expose you to chemicals which are known to the state of California to cause cancer and reproductive harm. See pages 906-907 for details.
• Read safety precautions on pages W1 to W4

BUSHING/SEAL: DRIVER SETS

Heavy-Duty Metric Bushing Driver Set

A261M Metric Bushing Driver Set

- Includes an extra large driver handle and adaptors in 40–80 mm sizes
- Packaged in PB117 storage box



A261M

Stock No.	Description
A257-1	Extra Large Driver Handle
A257-5	Driver Nut
A261M1	Adaptor (40–44 mm)
A261M2	Adaptor (42–45 mm)
A261M3	Adaptor (45–48 mm)
A261M4	Adaptor (48–52 mm)
A261M5	Adaptor (50–53 mm)
A261M6	Adaptor (55–60 mm)
A261M7	Adaptor (60–65 mm)
A261M8	Adaptor (65–70 mm)
A261M9	Adaptor (70–75 mm)
A261M10	Adaptor (75–80 mm)
PB117	Storage Case

Heavy-Duty Bushing Driver Sets

A257 Complete Heavy-Duty Bushing Driver Set

- Complements the A157C set by adding 27 larger adaptors for transmission work as well as many other automotive and industrial applications
- Industrial finish
- Packaged in PB27 storage box



A257

Stock No.	I.D., inches	O.D., inches
A257-1	—	1-1/8
A157-5	Driver Nut, 1/2"-20	—
A257-23	1-5/16	1-7/16
A257-24	1-3/8	1-1/2
A257-25	1-7/16	1-9/16
A257-26	1-1/2	1-5/8
A257-27	1-9/16	1-11/16
A257-28	1-5/8	1-3/4
A257-29	1-11/16	1-13/16
A257-30	1-3/4	1-7/8
A257-31	1-13/16	1-15/16
A257-32	1-7/8	2
A257-33	1-15/16	2-1/16
A257-34	2	2-1/8
A257-35	2-1/16	2-3/16
A257-36	2-1/8	2-1/4
A257-37	2-3/16	2-5/16
A257-38	2-1/4	2-3/8
A257-39	2-5/16	2-7/16
A257-40	2-3/8	2-1/2
A257-41	2-7/16	2-9/16
A257-42	2-1/2	2-5/8
A257-43	2-9/16	2-11/16
A257-44	2-5/8	2-3/4
A257-45	2-11/16	2-13/16
A257-46	2-3/4	2-7/8
A257-47	2-13/16	2-15/16
A257-48	2-7/8	3
A257-49	2-15/16	3-1/16
PB27	Storage Case	

Standard Bushing Driver Set

A157C Standard Bushing Driver Set

- Adaptors held on drivers with knurled nut
- Small and medium drivers (A157-3 and A157-2) fit all smaller bushings (A157-6–A157-12); large driver (A157-1) fits remaining bushings (A157-13–A157-22)
- Industrial finish
- Packaged in PB20 storage box



A157C

Stock No.	I.D., inches	O.D., inches
A157-1	Large Driver Handle	13/16
A157-2	Medium Driver Handle	9/32
A157-3	Small Driver Handle	7/16
A157-4	Driver Nut, 5/16"-24	—
A157-5	Driver Nut, 1/2"-20	—
A157-6	3/8	7/16
A157-22	15/32	17/32
A157-7	7/16	1/2
A157-8	1/2	5/8
A157-9	9/16	11/16
A157-10	5/8	11/16
A157-11	5/8	3/4
A157-12	11/16	13/16
A157-13	3/4	7/8
A157-14	13/16	15/16
A157-15	7/8	1
A157-16	15/16	1-1/16
A157-17	1	1-1/8
A157-18	1-1/16	1-3/16
A157-19	1-1/8	1-1/4
A157-20	1-3/16	1-5/16
A157-21	1-1/4	1-3/8
PB20	Storage Case	

A158B Heavy-Duty Bushing Driver Set

- Includes (8) basic adaptors for servicing bushings on trucks, tractors and buses
- Adaptors are secured to threaded driver shaft by knurled nut
- Industrial finish
- Packaged in PB34 storage box



A158B

Stock No.	I.D., inches	O.D., inches
A257-1	—	1-1/8
A157-5	Driver Nut, 1/2"-20	—
A257-23	1-5/16	1-7/16
A257-24	1-3/8	1-1/2
A257-25	1-7/16	1-9/16
A257-26	1-1/2	1-5/8
A257-27	1-9/16	1-11/16
A257-28	1-5/8	1-3/4
A257-29	1-11/16	1-13/16
A257-30	1-3/4	1-7/8
PB34	Storage Case	

Seal Driver Set

A1306-1-1 Bolt and Washer

- Adaptor mounting

Stock No.	Description
A1306-1-1	Bolt and Washer

Standard Metric Bushing Driver Set

Stock No.	Description
A157-1	Large Driver Handle
A157-2	Medium Driver Handle
A157-3	Small Driver Handle
A157-4	Driver Nut, 5/16"-24
A157-5	Driver Nut, 1/2"-20
A160M1	Adaptor (10–12 mm)
A160M2	Adaptor (12–14 mm)
A160M3	Adaptor (14–16 mm)
A160M4	Adaptor (15–17 mm)
A160M5	Adaptor (16–18 mm)
A160M6	Adaptor (18–20 mm)
A160M7	Adaptor (20–22 mm)
A160M8	Adaptor (22–24 mm)
A160M9	Adaptor (25–27 mm)
A160M10	Adaptor (28–30 mm)



Stock No.	Description
A160M11	Adaptor (30–34 mm)
A160M12	Adaptor (32–36 mm)
A160M13	Adaptor (35–40 mm)
A160M14	Adaptor (38–42 mm)
PB118	Storage Case

A160M Metric Bushing Driver Set

- Includes (3) driver handles and adaptors
- Sizes: 10–42 mm
- Packaged in PB118 storage box

Dead Blow Hammer

HLE24 24 oz Dead Blow Piston Hammer

- Made of material that will not damage the piston
- Shot-filled head reduces rebound
- Head length is 7-3/4"
- Diameter is 1-1/4–1-1/2" with a reach of 5-1/2" to the handle shoulder
- Overall length is 12-3/4"



Bearing Race and Seal Drivers

- Two different disk materials (aluminum or steel) allows optimization to component type
- Sets fit most standard wheel bearing sizes including late model 4X4 vehicles
- Snap-on® "crown" striking handle for comfort and protection from off-center blows
- Handle features a ball-detent for easy disk attachment and removal; no screws to lose



A1310B



A1310SB

A1310B 10 pc Aluminum Bearing and Seal Driver Set

- Unique driver design—comfortable Snap-on® "crown" handle with striker cap
- Ball-detent attachment design—eliminates the hassle of screws to attach disks (faster, avoids lost screws)
- Handle 9-3/4" with 3" neck—provides better access and keeps hands farther from component contact
- Ability to match disk with what you are working on—aluminum for softer materials and steel for harder materials
- Includes plastic storage case

A1310SB 10 pc Steel Bearing and Seal Driver Set

A1310B27 Extra-Long Handle Driver

- Driver works in tandem with Snap-on® A1310B, and A1310SB bearing and seal drivers, as well as all BJP1 Cups with the A1310SB-BJP1 adaptor
- The driver handle features a broad steel striking cap that protects your hand from off center strikes
- The driver retains the disks without a fastener, making it quicker to use and no screw to lose or break
- At 25.9" (19.3" exposed) the additional length allows access in places other bearing and seal drivers just can't go
- Bar is made of heat treated alloy steel

A1310B17 Long Handle Driver

- At 16-1/2" (10" exposed) the additional length allows access in places other drivers just can't go
- Driver is made of heat treated alloy steel

Description	Stock No.	Size/Diameter	Set Contains:	
			A1310B	A1310SB
Driver Handle	A1310B-1	9-3/4" Length	•	•
Case	A1310B-11	—	•	•
Aluminum Driver Disk	A1310B-2	1.565" Dia	•	
	A1310B-3	1.75" Dia	•	
	A1310B-4	1.965" Dia	•	
	A1310B-5	2.325" Dia	•	
	A1310B-6	2.47" Dia	•	
	A1310B-7	2.555" Dia	•	
	A1310B-8	2.83" Dia	•	
	A1310B-9	2.995" Dia	•	
	A1310B-10	3.18" Dia	•	
	Steel Driver Disk	A1310SB-2	1.565" Dia	
A1310SB-3		1.75" Dia		•
A1310SB-4		1.965" Dia		•
A1310SB-5		2.325" Dia		•
A1310SB-6		2.47" Dia		•
A1310SB-7		2.555" Dia		•
A1310SB-8		2.83" Dia		•
A1310SB-9		2.995" Dia		•
A1310SB-10		3.18" Dia		•



• Read safety precautions on pages W1 to W4

BUSHING/SEAL: DRIVER SETS



ASD1

ASD1 Universal Adjustable Bearing Race/Seal Driver

- Three stepped jaws quickly adjust to accommodate bearing races and seals from 0.7–3.39" (18–86 mm) eliminating the need for a driver and several different heads
- Step 1 jaw range: 0.7–2.2" (18–56 mm)
- Step 2 jaw range: 1.5–3.0" (39–77 mm)
- Step 3 jaw range: 1.89–3.4" (48–86 mm)
- Total depth/reach: 1.57" (40 mm)
- Can be used on domestic, Asian and European-built vehicles, including motorcycles
- Takes up less space in your tool storage than a typical bearing race/seal driver set

COVERS



JCK7DBL



JCKDLXOD



JCK8

Fender Covers

JCK7DBL Fender Cover

- Measures 26" W x 36" L (660.4 x 914.4 mm)
- For use on shorter fenders of most new vehicles
- High-density sponge rubber laminated to vinyl provides better protection and adherence to the fender
- Less susceptible to creasing
- Raised ribbing along center section provides tool holding space

JCKDLXOD Fender Cover

- Universal—conforms to the fender of any vehicle
- Easy to clean—machine washable
- Non-slip surface
- Durable, heavy weight neoprene fabric
- Water-resistant

JCK8 Fender Cover

- Measures 26"W x 36"L
- Non-slip, non-absorbent surface conforms to the fender of any vehicle
- Easy to clean with soap and water



KAC1224TCA

Fuel Tank Cover

KAC1224TCA Motorcycle Gas Tank Cover

- Fits Harley-Davidson® Dyna®, Softail® and Touring models
- Fits various models of Yamaha®, Victory®, Triumph® and Kawasaki® motorcycles, plus many more
- Non-marring cover uses a non-abrasive inner liner that will not slide off



SEATCOVERBLU



SEATCOVERCAM



SEATCOVERDLX


Seat Covers

- Universal fit for virtually all vehicles
- Premium weight, durable fabric
- Water-resistant and machine washable
- Seat-lever compatible
- In-seat seat belt compatible

SEATCOVERBLU Snap-on Racing® Seat Cover

SEATCOVERDLX Deluxe Seat Cover

SEATCOVERCAM Deluxe Seat Cover




Standard Creepers

JCW62† Standard Creeper

- New flat-oval tubing eliminates sharp corners and provides increased comfort
- New caster profile reduces rolling resistance and delivers increased maneuverability
- Solid plywood core for strength and durability
- Fully padded with high-density 80 lb foam, 1-3/4" thick back and 2-3/4" thick headrest
- Heavy-duty vinyl cover
- 40" L x 17" W x 4" H

Colors Available



JCPW42R

Specialty Creepers

JCPW42R Flat-Oval Big Wheel Creeper

- New flat-oval tubing eliminates sharp corners and provides increased comfort
- 13" wide pad for greater support
- 6" rubber casters provide a smooth ride over tough terrain
- Solid plywood core for strength and durability
- High-density foam pad with integrated headrest
- Heavy-duty vinyl cover



JCW45ABL

JCW45ABL Premium Creeper

- New and improved molding process provides stronger
- New caster profile reduces rolling resistance and increases maneuverability
- Improved ground clearance reduces dragging over obstacles
- Integrated storage trays and handles for added convenience
- Chemical-resistant polyethylene body helps withstand tough shop conditions
- 38" L x 17" W x 4.75" H



• Do not stand or use as a cart
 • †These products can expose you to chemicals which are known to the state of California to cause cancer and reproductive harm. See pages 906-907 for details.
 • Read safety precautions on pages W1 to W4

CREEPERS



JCW67R

Adjustable Creepers

Stock No.	Overall Size, inches	Pad Length	Pad Width	Number of Casters	Caster Diameter
JCW67	40 L x 17 W x 4 H	39"	11"	6	2-1/2"

JCW67 Flat-Oval Adjustable Creeper

- New hinge mechanism allows for one-handed height adjustment
- Four-position headrest
- Flat-oval tubing eliminates sharp corners and provides increased comfort
- Caster profile reduces rolling resistance and delivers increased maneuverability
- Solid plywood core for strength and durability
- Fully padded with high-density 80 lb foam, 1-3/4" thick back and 2-3/4" thick headrest
- Heavy-duty vinyl cover
- 40" L x 17" W x 4" H

Colors Available



ADD SUFFIX TO STOCK NUMBER FOR SPECIAL COLORS



JCW72R

Heavy-Duty Creepers

Stock No.	Overall Size, inches	Pad Length	Pad Width	Number of Casters	Caster Diameter	Adjustable
JCW72R	40 L x 22 W x 5-3/4 H	39"	13"	4	4"	
JCW77R	—	39"	13"	4	4"	•


JCW72 Flat-Oval Heavy-Duty Creeper

- Flat-oval tubing eliminates sharp corners and provides increased comfort
- 13" wide pad for greater support
- 4" casters and 1-3/8" ground clearance
- Solid plywood core for strength and durability
- High-density foam pad with integrated headrest
- Heavy-duty vinyl cover

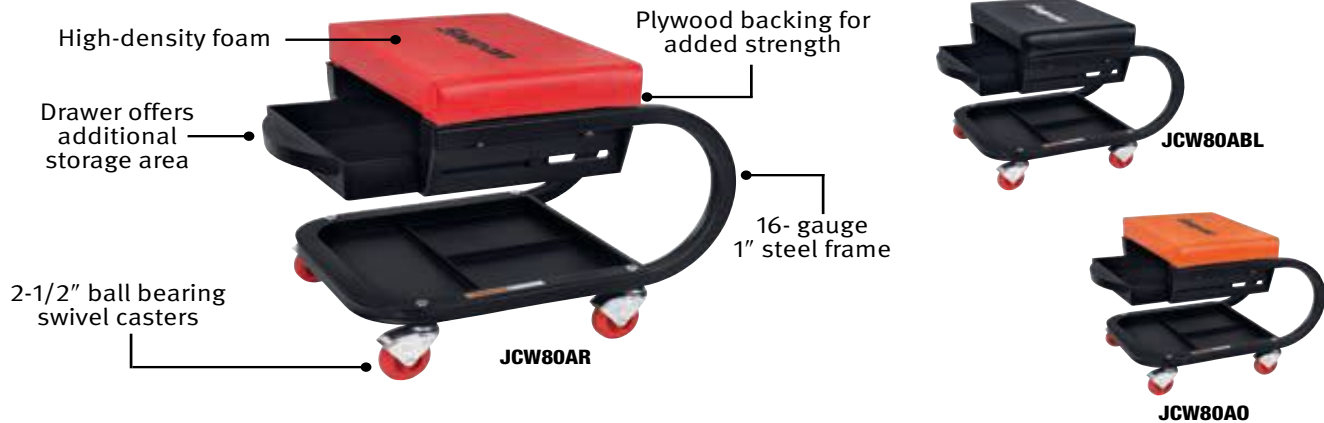
JCW77 Flat-Oval Adjustable Heavy-Duty Creeper

- New flat-oval tubing eliminates sharp corners and provides increased comfort
- New hinge mechanism allows for one-hand height adjustment
- Four-position headrest
- 13" wide pad for greater support
- 4" casters and 1-3/8" ground clearance
- Solid plywood core for strength and durability
- High-density foam pad
- Heavy-duty vinyl cover

Colors Available



ADD SUFFIX TO STOCK NUMBER FOR SPECIAL COLORS




Seat Creepers With Drawer

Stock No.	Pad Color	Overall Size, inches	Seat Size, inches	Drawer Size, inches
JCW80ABL	Black	14-1/4 L x 19 W x 15 H	10 L x 14-1/4 W	9-7/8 L x 11-1/2 W x 1-3/4 D
JCW80AR	Red	14-1/4 L x 19 W x 15 H	10 L x 14-1/4 W	9-7/8 L x 11-1/2 W x 1-3/4 D
JCW80AG	Green	14-1/4 L x 19 W x 15 H	10 L x 14-1/4 W	9-7/8 L x 11-1/2 W x 1-3/4 D
JCW80AO	Orange	14-1/4 L x 19 W x 15 H	10 L x 14-1/4 W	9-7/8 L x 11-1/2 W x 1-3/4 D
JCW80AMAX4	Realtree MAX-4®			

JCW80AR Creeper Seat

- Caster profile reduces rolling resistance and increases maneuverability
- Integrated storage drawer and parts tray
- 16-gauge 1" steel frame
- Solid plywood core for strength and durability
- High-density foam pad
- Heavy-duty vinyl cover

Colors Available



Seat Creeper

JCW100TA Tight Access Seat Creeper

- Tight access creeper seat offers a comfortable working position while being able to get close to the work without a frame interfering
- 2-1/2" oil-resistant Pro Blade™ wheel swivels easily while providing improved maneuverability
- Pad is made with heavy-duty vinyl, high-density foam, and sturdy USA-made plywood for long-lasting comfort and durability




Adjustable Seat Creepers

JCW90CBL Creeper Seat

- Heavy-duty 16-gauge, 1" steel tube frame
- New caster profile reduces rolling resistance and delivers increased maneuverability
- 380 lb weight capacity
- New memory foam seat is 12 x 12 x 2-1/8" thick
- Adjusts from 14–19-1/4" high
- Seat pad swivels 360°
- Steel storage tray measures 15 x 15" and has magnetic strip to hold small parts
- Overall dimensions: 15 L x 15 W x 21-1/2" H in fully extended position



Colors Available



• Do not stand on or use as a cart
• Read safety precautions on pages W1 to W4

CREEPERS




JCW85BR

Bucket Seat Creepers with Drawer

JCW85BR Seat Creeper

- New caster profile reduces rolling resistance and increases maneuverability
- Integrated storage drawer and parts tray
- 16-gauge 1" steel frame
- Solid plywood core for strength and durability
- High-density foam pad
- Heavy-duty vinyl cover

Colors Available




JCW95CR

Adjustable Bucket Seat Creepers

JCW95CR Adjustable Bucket Seat Creeper

- New caster profile reduces rolling resistance and delivers increased maneuverability
- Heavy-duty 16-gauge, 1" steel tube frame
- Pneumatic cylinder adjusts from 14–19-1/4"
- Fully padded, vinyl, wide bucket seat measures 17-3/4 L x 10 W x 8" H
- Seat swivels 360°
- Steel storage tray measures 15 x 15" and has magnetic strip to hold small parts
- Overall dimensions: 17-3/4 L x 15 W x 28-1/4" H in fully extended position

Colors Available



JCWTANK



JCWEXT



JCWTSC

Specialty Creepers

JCWTANK Heavy-Duty Off-Road Creeper

- Designed for use in the shop and the field
- Invaluable equipment for roadside service trucks, agricultural machinery repair, heavy-duty wreckers or construction equipment repair
- Unique wheel position allows user to swivel in place or change directions by simply leaning back on the headrest and pivoting on two wheels
- Solid 8" polyurethane wheels are puncture proof and provide a smooth ride on any surface
- Extra-wide pad and tilted headrest offer superior comfort
- Custom fenders protect clothing from dirt and entanglement while working
- Maximum capacity: 396 lb
- Field repairable
- Weight: 35 lb
- Dimensions: 28"W x 40"L x 8-3/4"H
- 8-1/4" x 2-2.5" solid core tires
- 1-5/8" ground clearance

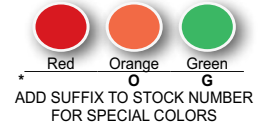
JCWEXT* Under The Dash Creeper

- 15–30" height adjustment range
- Can be used on a wide variety of vehicles, from sports cars to full-sized trucks, with removable height extension bar
- Durable, powder coated metal frame with added bracing for improved stability when working on taller vehicles
- Tool-free height adjustment
- 300 lb working capacity

JCWTSC Heavy-duty Top Side Work Platform

- Angled chest pad provides comfortable, full-body support and allows for a wide range of motion while working
- Adjustable, 3-position ergonomic knee pads for greater comfort
- Convenient storage drawer keeps tools and parts within easy reach
- Platform can be positioned to access the engine from either the front or side of the vehicle
- 650 lb working capacity
- Tool-less platform height adjustment from 51–66"
- Quickly folds down for storage with no tools required
- Can be stored flat or upright—16" folded height
- Durable 3-1/2" casters for easy transport
- Includes four leveling-feet for use on uneven surfaces
- Frame ships fully assembled—ready to use in minutes
- Durable, powder-coated steel construction
- Made in the USA
- Dimensions: 51 x 36 x 16"
- Weight: 65 lb

Colors Available



Electronic Micrometers

Stock No.	Range	MICO-3E
MIC0-1E	0–1" (0–25.4 approx. mm)	•
MIC1-2E	1–2" (25.4–50.8 approx. mm)	•
MIC2-3E	2–3" (50.8–76 approx. mm)	•
MIC3-4E	3–4" (76–101 approx. mm)	
MIC4-5E	4–5" (101–127 approx. mm)	

MIC0-3E 3 pc Electronic Micrometer Set

- Supplied in protective metal case with foam insert
- Foam insert with (2) extra pockets for additional micrometers (3–4 and 4–5")
- Supplied with (2) standards: 1 and 2"
- Accuracy (in) $\pm 0.0001"$, (mm) ± 0.002 mm
- Includes a large, easy-to-read, high-contrast LCD digital readout
- Hard and stable 1 pc friction thimble permits one-hand operation of micrometer and uniform contact pressure
- No-glare satin chrome finish on thimble and sleeve minimizes annoying surface glare under bright lights indoors
- Balanced frame design for comfortable and accurate measuring
- Hardened, CNC machine ground and hand lapped spindle screw
- Inch/millimeter metric conversion provides simple, universal, standardized unit of measurement at any position
- Measurement hold button
- Micro-lapped carbide measuring faces
- Preset button to install any reading at any position
- Automatic off functionality



MIC3-4E



MICO-3E

Mechanical Micrometers

Stock No.	Range, inches	Set Contains:
MICM1	0–1	•
MICM2	1–2	•
MICM3	2–3	•
MICM4	3–4	•

MICM0-4 Mechanical Micrometer Set 0–4"

- No-glare satin chrome finish which resists rust
- Advanced sleeve design with staggered lines and distinct figures for precise and easy readability
- Insulated frame for prevention of temperature related expansion and contraction
- Provides quick and easy adjustment
- Reading in ten-thousandths of an inch (.0001") with a vernier scale on the sleeve



MICM1



MICM0-4



- Do not stand on or use as a cart
- Read safety precautions on pages W1 to W4

MEASURING: MICROMETERS AND SETS



MIC22

Micrometer Test Gauges

- Test gauges are used as micrometer standards
- Accuracy meets Federal Specifications

Stock No.	Size
MIC22	1"
MIC32	2"
MIC42	3"
MIC52	4"
MIC2M2	25 mm
MIC3M2	50 mm



MROUND4

Small Hole Gauge Set

Stock No.	Range, inches
CM4311	0.125–0.200
CM4312	0.200–0.300
CM4313	0.300–0.400
CM4314	0.400–0.500

MROUND4 Small Hole Gauge Set

- Knurled knob at handle for size adjustment
- Full round gauging surface with flat bottom

MEASURING: SMALL HOLE AND TELESCOPING GAUGE SETS



GA2-6B



TEE6



MTEE6

Telescoping Bore Gauges

Stock No.	Range, inches	TEE6	MTEE6
TEE6-1	5/16–1/2	•	
TEE6-2	1/2–3/4	•	
TEE6-3	3/4–1-1/4	•	
TEE6-4	1-1/4–2-1/8	•	
TEE6-5	2-1/8–3-1/2	•	
TEE6-6	3-1/2–6	•	
CM4349*	5/16–1/2		•
CM4350*	1/2–3/4		•
CM4351*	3/4–1-1/4		•
CM4352*	1-1/4–2-1/8		•
CM4353*	2-1/8–3-1/2		•
CM4354*	3-1/2–6		•

*Blue-Point®

GA2-6B Dial Bore Gauge

- All anvils laser marked for easy selection
- Gauge chart for quick and easy anvil selection
- Carbide contacts for extended wear
- Graduations 0.0005"
- Approximate depth 6"
- Features 2–6" range of motion

TEE6 Telescoping Gauges

- Constant spring tension gives uniform contact pressure
- Both plungers are easily locked at any desired setting
- Handles are rigidly attached to the contact plungers and are automatically self-centering

MTEE6 Telescoping Gauges

(Blue-Point®)

- Measurable depth is 4–5"
- Set of six, packaged in a plastic pouch



CNT3M512

Inside Micrometer Set

CNT3M512 7 pc Inside Micrometer Set (Blue-Point®)

- Range is 2–12" in .001" increments
- Includes inside micrometer head and a series of coil spring pressure contact rods

MEASURING: CALIPERS/MAGNETIC BASE



CAL6EA

Calipers

CAL6EA 6" Electronic Caliper

- Stainless steel, .0005" resolution, and 0–6" measuring range
- Lightweight and comfortable
- Auto-off after 30 minutes, last measuring position is retained
- SAE/millimeter conversion reads .0005" or 0.01 mm
- Accuracy 0–4" (± 0.001) 4–6" (± 0.015)
- Accuracy 0–100 mm (± 0.025 mm) 100–150 mm (± 0.04 mm)
- Hardened stainless steel body
- At .320" the digits on this tool are easy to read
- Beryllium copper gib in slide assembly and polished bar guarantees smooth operation
- Integrated depth rod
- Fine adjustment thumb wheel
- Zero at any position
- Supplied in storage case with foam insert



CAL6DA

CAL6DA 6" Dial Caliper

- White faced dial caliper, 0–6" range, .001" graduations
- Accuracy (in) ± 0.01
- Sharp, clear dial graduations
- Adjustable bezel
- Double rack pinion gears provides anti-backlash control
- Hardened stainless steel, all metal construction
- Beryllium copper gib in the slide assembly and polished bar guarantees smooth operation
- Depth rod covers rack to protect against damage
- Lock screw for sliding jaw and dial bezel
- Fine adjustment thumb wheel
- Supplied in plastic case with foam insert



CAL6V

CAL6V 6" Vernier Caliper

- Caliper includes metric/inch readings, 150 mm/6" range, .02 mm/.001" graduations
- Accuracy (in) 0–4" (± 0.001) 4–6" (± 0.015)
- Accuracy (mm) ± 0.025 mm per 300 mm
- Lock screw for sliding jaw
- Hardened stainless steel depth rod
- Sharp, black graduations on satin chrome finish bar
- Laser etching on the vernier plate and bar guarantees an easy-to-read caliper
- Beryllium copper gib in the slide assembly and polished bar guarantees smooth operation
- Supplied in plastic case with foam insert



MCAL6A

Calipers (Blue-Point®)

MCAL6A Electronic Digital Caliper (Blue-Point®)

- Range is 0–6" (0–150 mm) in 0.0005" (0.01 mm) resolutions
- Use for inside, outside, depth and step measurements
- Inch/metric conversion with one button
- Hardened stainless steel frame
- Large LCD display



MCAL12A

MCAL12A Electronic Digital Caliper (Blue-Point®)

- Essential for working on larger vehicles, trucks, tractors and earth-moving equipment
- Range is 0–12" (0–305 mm) in 0.0005" (0.01 mm) resolutions
- Used for inside, outside, depth and step measurements
- Inch/metric conversion with one button



PMF147A

- Large LCD display with floating zero set
- Locking nut and thumb roll for smooth action

PMF147A US/Metric Dial-Type Caliper (Blue-Point®)

- Range is 0–6" (0–150 mm) in 0.001" (0.1 mm) increments
- Includes a storage case

MEASURING: DIAL TEST INDICATOR GAUGES



GA1UD

Dial Gauges

GA1UD Universal Back Plunger Dial Indicator

- Range .200"
- Accurate, reliable and simple to operate
- Rugged, with few moving parts
- Smooth in operation
- Indicator with three contact points and adaptor
- Shank diameter is 1/4" (6.3 mm)
- Knurled bezel



GA1D

GA1D Dial Indicator

- Range 1.000"
- Dial Indicator has shockless, hardened steel gear train and jewel bearings
- Massive bridge for rigid bearing support
- Unbreakable crystal
- Rugged simple unit construction with a universally fitting design
- Hardened stainless steel stem, gears and pinions
- Sharp bezel serrations for positive grip

CM4374 Dial Indicator

- Range 1"
- Graduations .001"
- Continuous forward and reverse
- Reading with revolution counter
- Reading 0–100
- Diameter 2-1/4"
- Rack and pinion construction



WARNING



• Read safety precautions on pages W1 to W4

MEASURING: DIAL TEST INDICATOR GAUGES



GA3640



GA3634



GA3645



GA3450

Dial Test Indicator Sets

GA3640 Long Range Dial Test Indicator Set

- All-purpose indicator set
- Indicator with 0–1" range and .0005" graduations
- Easy-to-read white on black dial face
- Magnetic base attaches to flat surface
- Checks ball joint, tie rod, cam and valve guide wear, wheel rim, flywheel and disc brake runout
- Dial is continuous with revolution counter
- Bezel may be rotated for any setting point
- Includes powerful magnetic base with post, stepped rod and clamps along with contact, rod connector and indicator holding clamp
- Includes storage case

GA3634 Ball Joint/Disc Brake Test Indicator Set

- All-purpose indicator set
- Perfect for general use
- Indicator with 0–1" range and .0005" graduations
- Easy-to-read white on black dial face
- GA3640 uses a fixed magnetic base
- GA3645 uses a conforming magnetic base for more mounting options
- GA3634 uses locking pliers and a flexible gooseneck for non-magnetic applications and difficult areas
- Ideal for brake and undercar work

GA3645 Long Range Dial Test Indicator Set

- All-purpose indicator set
- Indicator with 0–1" range and .0005" graduations
- Easy-to-read white on black dial face
- Conforming magnetic base for more mounting options
- Checks ball joint, tie rod, cam and valve guide wear, wheel rim, flywheel and disc brake runout
- Dial is continuous with revolution counter
- Bezel may be rotated for any setting point
- Base includes adjustable swivel clamp for post and rod
- Includes storage case

GA3450 Universal Pinion Depth Gauge

- Allows quick and accurate pinion depth set for all aftermarket gear sets
- Works on OEM gear sets with pre-measurement of pinion depth
- Incorporates a swing arm assembly and indicator holder
- Indicator and three precision setting masters
- Gauge and components are stored in CM6547050 Case
- GA3450 is also included in the GA3460 Master Rear Axle Set

CM6564550 Storage Case

- Fits GA3645 long range dial test indicator set

Dial Test Indicator Set Specifications

Stock No.	Range	Graduations	Reading
GA3640	1.00"	.0005"	0–50
GA3645	1.00"	.0005"	0–50
GA3634	1.00"	.0005"	0–50
GA3450	0.00–4.00"	.0005"	0–50



GA3625A



GA3601



GA3609

Timing Gauges

GA3625A Timing Gauge (Blue-Point®)

- Two-cycle and small engine timing gauge
- 0–1" indicator with 0.001" graduations
- Easy-to-read black on white dial face
- 14 and 18 mm adaptors included
- For finding top dead center

Contact Points and Extensions

GA3601 Dial Indicator Extension

- Use with GA3400, GA3634, GA3640 and GA3645 dial test indicators
- 4-48 female thread allows the extension of any contact point for special applications
- 6" long

GA3609 8 pc Contact Point and Extension Set

- Use with GA3400, GA3634, GA3640 and GA3645 dial test indicators
- 4-48 female thread allows the extension of any contact point for special applications
- Extensions can be joined together to extend reach
- Contact points feature a polished tip with radius end and are manufactured from hardened steel
- Includes (4) 1" extensions, (4) contact points (0.2, 0.4, 0.6 and 0.8") plus holder for set components

MEASURING: DIAL TEST INDICATOR GAUGES

Magnetic Bases

CM6416 Magnetic Holder

- Magnet has on/off switch
- Base is 2-3/8 x 1-7/8 x 2-1/2"
- Post is 7 x 15/16"
- Rod is 6 x 25/64"
- Will grip flat or curved metal surfaces

GA1FPMB Flex-O-Post Magnetic Base

- Complete assembly is for use with all test, back-plunger, AGD, dial and miniature dial indicators
- The flexible post is an assembly of short tubular steel sections and precision ball joints, linked by an internal steel cable
- The indicator snug on the end of the post can be rotated through 360° and locked in any position
- This makes it possible to use indicators in awkward places that are hard to reach with conventional holding devices
- Assembled to the magnetic base, the post has a vertical reach of approximately 15" (380 mm) and a horizontal reach of approximately 10" (250 mm)
- The base has three precision-ground magnetic contact surfaces
- V-step holds base to arbors, shafts, chucks

GA3JAMB Triple Joint Arm Magnetic Base

- This versatile indicator holder has three pivots available for positioning the indicator where needed
- All pivots are controlled by one tightening knob
- Works with any indicator with a 3/8" (9.5 mm) stem, standard dovetail mount, body clamp or with a 1/4" (6.3 mm) or 3/16" (4.7 mm) shank
- The working area is within a hemisphere having a radius of approximately 12" (300 mm)
- The very sensitive fine-adjustment is located on the magnetic base to eliminate indicator deflection when it is being adjusted



CM6416



GA1FPMB



GA3JAMB

LEVELS

TL900L 9" Aluminum Lighted Level (Blue-Point®)

- Lighted level for more accurate readings under all conditions
- Machined Billet Aluminum for added durability
- Rare earth magnets attach to ferrous surfaces
- 45°, 90° and 180° scales for flexibility
- Auto shut-off feature after ten minutes extends battery life
- Uses two AAA alkaline cells (included)
- Sight glasses are backlit for better visibility

YA328A Magnetic Angle Locator (Blue-Point®)

- Ideal for checking the drive shaft angle
- Red degree indicator is located behind the numbers for exact reading of graduations
- SAE and metric scales molded into the base of the tool are 1/8" and centimeters
- Large 1-7/8 x 7/8" magnet in the base for secure retention



TL900L



YA328A

MEASURING: FEELER GAUGES

Feeler Gauges, Ignition

Stock No.	No. of Blades	Blade Dimensions, inches	Blade Size, inches	Increments	Description
FB316B‡	18	1/4 x 1-3/4	.010, .012, .013, .015-.022, .024-.026, .028, .030, .032, .035	.001"	Short Blade, Ignition Gauge Set, Double Stamped with SAE and Metric Sizes
FB326B‡	26	1-1/2 x 3, 1/4 x 1-3/4	.003, .004, .005, .006, .007, .008, .010, .012, .013, .015, .017, .018, .020, .022, .024, .026, .028, .030, .032, .035	.001"	Double Stamped with SAE and Metric Sizes



FB316B



FB326B



- ‡These products can expose you to chemicals which are known to the state of California to cause cancer and reproductive harm. See pages 906-907 for details.
- Read safety precautions on pages W1 to W4

MEASURING: FEELER GAUGES



FB310B



FB325A



FB335



FBL325A




FBM320

Feeler Gauges, General Use



FB31S

Stock No.	No. of Blades	Blade Dimensions, inches	Blade Size	Increments	Description
FB310B ‡	13	1/2 x 3	.001, .0015, .002-.008, .010, .012, .013, .015	—	Double Stamped with SAE and Metric Sizes
FB325A ‡	25	1/2 x 3	.0015, .002-.025	.001"	Double Stamped with SAE and Metric Sizes
FB335 ‡	35	1/2 x 3	.0015, .002-.035	.001"	Feeler Gauge Blade
FBL325A ‡	25	1/2 x 12	.0015, .002-.021, .025, .027, .030, .040	.001"	12' Long Blade, Double Stamped with SAE and Metric Sizes
FBM320 ‡	20	1/2 x 3	.05-1 mm	.05 mm	Metric Feeler Gauge Set
FB31S	31	1/2 x 3	.0015-.035	—	—



FB307D

Feeler Gauges, Diesel

Stock No.	No. of Blades	Blade Dimensions, inches	Blade Size	Increments	Description
FB307D	14	1/2 x 6	.008, .011-.014, .016, .018, .020, .023-.025, .027, .029	.001"	Bent Blade Cummins® Diesel, Blade Ends are Bent at 90° Angle; Blades are Secured on FB307C1 Ring



FB300A



FB308D



FB322



FB328A

Feeler Gauges, Bent and Step



FBM322

Stock No.	No. of Blades	Blade Dimensions, inches	Blade Size	Increments	Description
FB300A ‡	25	1/2 x 3	.006-.030	.001"	Feeler Gauge Set, Blade Ends are Angled at 45°
FB308D ‡	12	1/2 x 3	.008-.010, .011-.013, .013-.015, .014-.016, .015-.017, .017-.019, .018-.020, .020-.022, .023-.025, .025-.027, .028-.030	.001"	Step Feeler Gauge Set
FB322 ‡	22	1/2 x 3	.004-.006, .025-.027	.001"	Step Blades with 2 Sizes Each
FB328A ‡	2	1/2 x 3	.011-.013, .013-.015	—	For Valve Adjustment on GM® 8.2 L Engines, Double Stamped with SAE and Metric Sizes
FBM322 ‡	2	1/2 x 3	.20-.30, .40-.50 mm	—	Step Blade with 10-3/4" Long Bent Handle

Feeler Gauges, Specialty

Stock No.	No. of Blades	Blade Dimensions, inches	Blade Size	Increments	Description (Chart)
FB3330‡	10	1/2 x 4	.010, .012, .014, .016, .018, .020, .022, .024, .027, .030	.002 and .003"	Double Stamped with SAE and Metric Sizes
FB305A‡	6	1/2 x 3	.006, .008, .010, .012, .014, .016	.002"	Non-Magnetic, Double Stamped SAE and Metric Sizes

FB3330 ‡ Easy Grip Feeler Gauge Set (Blue-Point®)

- Double stamped with SAE and metric sizes
- Ten feeler gauges with orange screwdriver-type handles
- Blades feature a 45° offset for use on valve tappets and air gapping applications
- Includes (10) blades—sizes .010–.030"

FBP10 ‡ Pocket Feeler Blade

- Flat, ramp-style feeler gauge handles the range of spark plug gapping requirements from .020–.080"
- Reverse side has a metric scale to 2 mm
- Orange screwdriver-type handle with a pocket clip, 5-1/2" length

FB305A ‡ Feeler Gauge (Blue-Point®)

- Non-magnetic feeler gauge set
- Double stamped with SAE and metric sizes



FB3330



FBP10



FB305A


Feeler/Gap Gauge Set

FBS5 ‡ Feeler and Gap Gauge Set (Blue-Point®)

- 5 pc set includes: FB300A bent blade feeler gauge, FB305A non-magnetic feeler gauge, and FB325A general use feeler gauge, plus GA461C and FB360C spark plug gap gauges in the FBS5-1 kit bag



FBS5



FB301A



FB302A



FB303B



FB360C



FB361A



GA461C

Spark Plug Gauges/Gappers

FB301A ‡ Wire Gap for Point Ignition Systems Gauge (Blue-Point®)

- Includes eight wires in sizes .020", .022", .025", .028", .030", .032", .035" and .040" and electrode bender

FB302A ‡ Wire Gap for Aircraft, Motorcycle, and Small Engines Gauge

- Includes eight wires in sizes .015, .016, .018, .020, .025, .028, .030, .035" and electrode bender

FB303B ‡ Wire Gap for Electronic Ignition Systems Gauge

- Includes six wires in sizes .044", .045", .050", .054", .060" and .080" and electrode bender

FB360C ‡ Gap for Electronic Ignition Systems Gauge (Blue-Point®)

- Includes six wire sizes: .040", .044", .045", .050", .060" and .080"

- Double stamped with SAE and metric sizes

FB361A Gapper Gauge (Blue-Point®)

- Pocket size gapper features an inclined ramp for setting gap
- 1-1/2" dia

- Range .020–.100"
- Double stamped with SAE and metric sizes

GA461C Gap for Point Ignition Systems Gauge

- Includes six wires protruding 1/4" from edge of metal disc

- Wire sizes are .025", .030", .034", .035", .040" and .045"
- Built-in electrode bender

- Double stamped with SAE and metric sizes



- ‡These products can expose you to chemicals which are known to the state of California to cause cancer and reproductive harm. See pages 906-907 for details.
- Read safety precautions on pages W1 to W4

MEASURING: FEELER/SPARK PLUG GAUGES**Replacement Feeler Blades**

Snap-on Sets	FB335, FB325A, FB326B	FB300A	FB3330	FBL325A
SAE Size	1/2 x 3 Flat	1/2 x 3 Offset	1/2 x 4 Offset	1/2 x 12 Flat
0.001	FB1B001	—	—	FB6B001*
0.0015	FB1B0015	—	—	FB6B0015
0.002	FB1B002	—	—	FB6B002
0.0025	FB1B0025	—	—	FB6B0025*
0.003	FB1B003	—	—	FB6B003
0.004	FB1B004	—	—	FB6B004
0.005	FB1B005	FB14A005*	—	FB6B005
0.006	FB1B006	FB14A006	YA3330-6*†	FB6B006
0.007	FB1B007	FB14A007	YA3330-7*†	FB6B007
0.008	FB1B008	FB14A008	YA3330-8*†	FB6B008
0.009	FB1B009	FB14A009	YA3330-9*†	FB6B009
0.010	FB1B010	FB14A010	YA3330-10†	FB6B010
0.011	FB1B011	FB14A011	YA3330-11*†	FB6B011
0.012	FB1B012	FB14A012	YA3330-12†	FB6B012
0.013	FB1B013	FB14A013	YA3330-13*†	FB6B013
0.014	FB1B014	FB14A014	YA3330-14†	FB6B014
0.015	FB1B015	FB14A015	YA3330-15*†	FB6B015
0.016	FB1B016	FB14A016	YA3330-16†	FB6B016
0.017	FB1B017	FB14A017	YA3330-17*†	FB6B017
0.018	FB1B018	FB14A018	YA3330-18†	FB6B018
0.019	FB1B019	FB14A019	YA3330-19*†	FB6B019
0.020	FB1B020	FB14A020	YA3330-20†	FB6B020
0.021	FB1B021	FB14A021	YA3330-21*†	FB6B021
0.022	FB1B022	FB14A022	YA3330-22†	FB6B022*
0.023	FB1B023	FB14A023	YA3330-23*†	FB6B023*
0.024	FB1B024	FB14A024	YA3330-24†	FB6B024*
0.025	FB1B025	FB14A025	YA3330-25*†	FB6B025
0.026	FB1B026	FB14A026	YA3330-26*†	FB6B026*
0.027	FB1B027	FB14A027	YA3330-27†	FB6B027
0.028	FB1B028	FB14A028	YA3330-28*†	FB6B028*
0.029	FB1B029	FB14A029	YA3330-29†	FB6B029*
0.030	FB1B030	FB14A030	YA3330-30†	FB6B030
0.031	FB1B031	—	YA3330-31*†	FB6B031*
0.032	FB1B032	—	YA3330-32*†	FB6B032*
0.033	FB1B033	—	YA3330-33*†	FB6B033*
0.034	FB1B034	—	YA3330-34*†	FB6B034*
0.035	FB1B035	—	YA3330-35*†	FB6B035*
0.039	FB1B039	—	—	—
0.040	FB1B040	—	YA3330-40*†	FB6B040

† Includes blade holder

* Optional

MEASURING: THREAD IDENTIFICATION

Thread Identification

T1DG Drill Gauge

- Leaves the right amount of stock for approximately 65% full thread
- Easy-to-read white lettering on matte black finish
- Shows correct drill body size
- 60 holes with number sizes and decimal equivalents
- Made of hardened steel to resist wear
- Tested for accuracy and hardening

T27GS SAE Thread Gauge

- 27 leaves
- 1/4"-28 TPI

T28GM Metric Thread Gauge

- 28 leaves
- .25–2.5 mm
- Quickly determine the pitch of various threads
- Leaves on most gauges have a special narrow design, permitting checking of internal threads as well as external threads
- Clearly graduated on polished finish
- Locking device



T1DG



T27GS



T28GM



T60K

T60K Thread Measurement Kit

- Drill gauge with both SAE and metric thread pitch gauges in one kit
- Drill gauge provides correct sizing of a tap drill for any commonly sized machine screw tap in NF National Fine or NC National Coarse Thread Series (numbers 1–60 and .228–.040")
- Leaves on most gauges have a special narrow design, permitting checking of internal threads and external threads
- Leaves the right amount of stock for approximately 6 5% full thread
- Easy-to-read white lettering on matte black finish
- Shows correct drill body size
- 60 holes with number sizes and decimal equivalents
- Made of hardened steel to resist wear
- Tested for accuracy and hardening
- Clearly graduated on polished finish
- Locking device
- Fits in your pocket
- Packaged in red plastic box with foam insert

MEASURING: MEASURING SETS



COMBOSQ3



SQUAREB12



SQUARECOMB12

Measuring Sets

COMBOSQ3 Combination Square

- Includes reversible lock bolt, scribe, spirit level in both square head and protractor head
- Direct reading double 180° protractor
- Forged and hardened steel heads with smooth black enamel finish
- Spring-tempered steel blade
- Blade has non-glare satin chrome finish
- Blade has deep, black filled, chemical machined graduations that will last a lifetime
- Supplied in protective plastic case with foam insert

SQUAREB12 Machinist's Measuring Set (Blue-Point®)

- Includes SQUAREB90 sliding head and RULER12BSQ steel rule in fitted storage case

SQUARECOMB12 Combination Measuring Set (Blue-Point®)

- Includes SQUAREB180 protractor, RULER12BSQ steel rule plus SQUAREB90 and SQUAREB45 sliding heads in fitted storage case

SQUAREB90 Sliding Head (90°) (Blue-Point®)

- 90° square head with bubble level and scribe points

SQUAREB180 Protractor Head (180°) (Blue-Point®)

- Protractor is graduated 180° in both directions
- Includes bubble level

RULER12BSQ 12" Steel Rule (Blue-Point®)

- Precision ground and hardened steel blade for greater accuracy
- Graduated in 1/8" and 1/16" increments on one side and 1/32" and 1/64" increments on the other

SQUAREB45 Sliding Head (45°) (Blue-Point®)

- Center head for 45° angles only

MEASURING: STRAIGHT EDGES AND STEEL RULES

Precision Straight Edges

- Use with feeler gauges to check for distortion in engine blocks, cylinder heads, flywheels, main bearing saddles, cam bearing saddles, cam covers and bell housings
- Precision working edge ground to within .0002" per 12" in length
- Great stability with 1/4" thickness and 1-1/2" width
- Convenient hanging hole and edge protector



GA435



GA438A



GA535

GA435 Precision Straight Edge

- Wide range of applications

GA438A 24" Precision Straight Edge

- Use with feeler gauges to check for distortion in engine blocks, cylinder heads, flywheels, main bearing saddles, cam bearing saddles, cam covers and bell housings

- Precision working edge ground to within .0002" per 12" in length
- Great stability with 1/4" thickness and 1-1/2" width
- Convenient hanging hole and edge protector

GA535 Precision Straight Edge

- 35" long



WARNING



• Read safety precautions on pages W1 to W4

MEASURING: STRAIGHT EDGES AND STEEL RULES



Steel Rules

RULER6 6" Steel Rule

- Graduations in 1/8", 1/16", 1/32" and 1/64"
- Spring-tempered steel
- Non-glare satin chrome finish
- Deep, black-filled, chemical machined graduations that will last a lifetime
- Quick reading, end graduations
- Ruler measures edge-to-edge
- Fits in the user's pocket

RULERF12 Chrome 12" Flexible Rule

- 12" fully flexible steel ruler with a satin chrome finish
- Lengths include 1/8", 1/16", quick-reading 1/32" and 1/64"
- 1/2" wide ruler with 1/64" thickness
- Rules with a double row of inch figures, and each edge represents the bottom edge reading left to right (rules 1" and wider)

RULER120 US/Metric Steel Rule

- 12" stainless steel rule
- 1/32" increments for first 3", 1/16" increments for last 9"
- Metric edge is etched with mm and cm increments

RULER600 Steel Rule

- 6" Eng Ruler
- Graduated in 1/32" and 1/64" increments

RULER601 6" Steel Rule (Blue-Point®)

- 6" stainless steel rule
- Graduated in 1/10" and 1/50" increments on one side, 1/32" and mm increments on the other

RULER602 6" SAE/Metric Pocket Rule

- 6" stainless steel rule with pocket clip
- 1/32" and 1/64" increments on one side, mm and cm increments on the other

RULERF6 Chrome 6" Flexible Rule

- 6" full flexible steel ruler with satin chrome finish
- Rules with single row of inch figures (all rules under 1" width)
- 1/2" wide ruler with 1/64" thickness

RULERF12 Chrome 12" Flexible Rule

- 12" fully flexible steel ruler with a satin chrome finish
- Lengths include 1/8", 1/16", quick-reading 1/32" and 1/64"
- 1/2" wide ruler with 1/64" thickness
- Rules with a double row of inch figures, and each edge represents the bottom edge reading left to right (rules 1" and wider)

TAPE RULES



Tape Rules

TPMA10 10' Tape Rule

- 1/2" x 10' tape
- Includes SAE/metric scale with fractions

TPMA12 12' Tape Rule

- 3/4" x 12' tape
- Includes SAE scale with 16" stud markings

TPMA25 25' Tape Rule

- 1" x 25' tape
- Includes SAE scale with 16" stud markings

TPMAM5 5 m Tape Rule

- 19 mm x 5 m tape
- Includes metric scale

TPMA25EM 25' Tape Rule


- 1" x 25'/7 m tape
- Includes SAE/metric scale with fractions

Tape Rules

TPM100 Tape Rule (Blue-Point®)

- Includes inch/metric scale
- Quick rewind design for ease of use
- Rewinding lever conveniently stored in housing
- Nonslip grip provides confidence and comfort

MIRRORS/PICK-UP TOOLS



Claws (Flexible)

Stock No.	No. of Claws	Maximum Jaw Opening, inches	Flexible Section Length, inches	Overall Length, inches
GA265A	2	1	8	17-3/4
YA837A	4	3/4	16	23-1/2
GA353B	4	1	8	17-1/2
DPTC24	4	1-1/4	24	24-1/2
UPTC16LT	4	—	16-3/4	—
UPTC16MLT*	4	—	16-3/4	—

*Lighted

UPTC16MLT Lighted Flexible Spring Claw (Blue-Point®)

- Magnet is able to pick up a maximum of 5 lb
- Four-jaw claw opens wide to secure hard to reach objects
- Heavy-duty aluminum plunger with convenient side switch turns on/off bright LED Light as needed

- Tightly wound flexible spring snakes into tight areas
- Includes (2) CR2032 lithium batteries
- 25-11/16" long

Snapon.com 1.877.762.7664

Magnetic

DPTM24A Flexible Magnetic Pick-Up Tool (Blue-Point®)

- In the retracted position, magnet will not adhere to un-targeted ferrous metals
- Depress plunger to expose magnet from shroud and grab desired object
- 17" flexible shaft easily maneuvers through tight spots
- Cushion grip handle provides comfort and control

PHT5RD* Telescopic Magnetic Pickup Tool (Blue-Point®)

- Telescopic magnetic pickup tool (Blue-Point®)
- Telescopes from 5-1/2"-25-1/4"
- POWERCAP® shields sides of magnet for focused lifting
- Cushion grip will not slip in oily or wet hands
- Includes pocket clip

PT10C Pick-Up Tool (Blue-Point®)

- Lifts 1 lb, 8-5/8" long

PT28E Pick-Up Tool (Blue-Point®)

- Lifts 2 lb
- 16-3/4" long and extends to 26-3/4"
- Aluminum head
- Probe O.D. is 1/2"

PT30C Pick-Up Tool (Blue-Point®)

- Lifts 6-1/2 lb
- 17" long and extends to 27-1/8"

PT40B Flexible Magnetic Pick-Up Tool (Blue-Point®)

- Magnet lifts 3-1/2 lb
- Length is 21", including a 14" flexible section

PT5C* Telescopic Magnetic Pick-Up Tool (Blue-Point®)

- Lifts up to 2 lb
- Chrome plated shaft extends from 5-7/8"-25-9/16"
- Includes pocket clip

PT7B Magnetic Pick-Up Tool (Blue-Point®)

- Lifts 1 lb, 6" long

PTIM5 Pick-Up and Inspection Tool (Blue-Point®)

- Magnet end lifts 1-1/2 lb
- Length is 26-3/4" extended, closes to 5-7/8"
- Mirror end is 1-1/4" in diameter
- Includes pocket clip

PTS5 Magnetic Pick-Up Tool/Scribe (Blue-Point®)

- Magnet in one end and a replaceable carbide steel scribe tip at the other
- 5" long, do not use as a pry bar or punch
- Includes pocket clip

UIMPHT20RD* 2 pc Magnetic Mirror Kit (Blue-Point®)

- 2-1/4" dia. mirror head
- All-angle ball joint holds mirror firmly at any angle
- Telescopes from 6-1/2"-35"
- POWERCAP® shields sides of magnet from unwanted metal surfaces
- Lifts up to 2-1/2 lb
- Magnet telescopes from 5-1/2"-25-1/4"
- Colored cushion grips will not slip in oily or wet hands

UPT100 10 lb Magnetic Pick-Up Tool (Blue-Point®)

- Magnetic head designed to increase power of the magnet and minimize the flux on the sides
- Lifts 10 lb
- Sturdy stainless steel antenna for durability
- Telescopes from 5-3/4"-25-3/4"
- Textured cushioned grip will not slip in wet or oily hands
- Convenient pocket clip keeps the tool convenient and secure

UPT15 Telescoping Magnetic Pickup Tool (Blue-Point®)

- Lifts up to 2 lb
- 6-5/8" long and extends to 33-1/4"

UPT2FL Flexible Magnetic Pick-Up Tool (Blue-Point®)

- 29" aluminum shaft can be easily bent at any angle
- POWERCAP® slides over the magnet and shields its sides from attaching to unwanted metal surfaces
- Lifts up to 5 lb

UPT22FL 22" Flex Magnetic Pick-Up Tool

- Super-strength neodymium/iron/boron extra-high flux magnet for greater pick-up power
- Shaft can be bent into almost any position and remains there for steadier, easier retrieval
- Knurled aluminum handle for added grip
- Capable of lifting up to 1.5 lb of ferrous material



Colors Available




Red Orange Green

* RD OR GR
ADD SUFFIX TO STOCK NUMBER
FOR SPECIAL COLORS



• Read safety precautions on pages W1 to W4

MIRRORS/PICK-UP TOOLS (Blue-Point®)



Magnetic

UPT35R * Telescoping Magnetic Pick-Up Tool (Blue-Point®)

- POWERCAP® shields the side of the magnet from attaching to unwanted metal surfaces
- Lifts up to 5 lb
- 7-1/4" long and extends to 33-3/4"
- Sturdy stainless steel antenna
- Textured cushion grip will not slip in wet or oily hands

UPT50A Telescoping Magnetic Pick-Up Tool (Blue-Point®)

- Lifts up to 10 lb
- 6-5/8" long and extends to 33-1/4"

UPT55FL Extra-Long Flexible Magnetic Pick-Up Tool (Blue-Point®)

- Strong, flexible aluminum shaft can be bent to any angle to retrieve metal objects in hard to reach areas
- Strong Neodymium-Iron-Magnet lifts 5 lb
- Overall length 55"
- Comfortable Textured Cushion Grip will not slip in wet or oily hands

UPT65 Telescoping Magnetic Pick-Up Tool (Blue-Point®)

- Goblet shaped magnetic head directs the flux to the front of the magnet to lift up to 16 lb
- Head shields the sides of the magnet from attaching to unwanted ferrous surfaces
- 9" long and extends to 34-1/4"



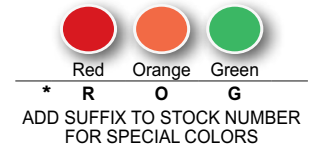
UPTM65K Magnetic Inspection Kit (Blue-Point®)

- Includes UPT65 pick-up tool and US225 inspection mirror in vinyl pouch

US225 Inspection Mirror (Blue-Point®)

- Attaches to UPT65 pick-up tool
- Dual ball adjustment provides 2-1/4" dia. infinite positioning

Colors Available



Hinged Mirrors (Blue-Point®)

Stock No.	Overall Length, inches	Mirror Size, inches	Glass Replacement Mirror	Plastic Replacement Mirror
GA51B	16-1/2	1-11/16 x 2-9/16	GA51B1	GA51B1P
GA52B	11	1-3/16 x 1-1/2	GA52B1	—
GA53A	16-1/2	2-5/16 x 3-3/8	GA53A1	GA53A1P

GA294 2-1/8 x 3-1/2" Mirror with 15" Shaft (Blue-Point®)

- 2-1/8 x 3-1/2" mirror with 15" shaft
- Has double ball joints that allow mirror to swivel a full 360°
- Electrolytic-plated copper backing
- Features non-rotating telescoping rods
- Vinyl grip
- Closed length is 11-1/4"; extended length is 15-1/4"

GA295 2-1/4" Round Mirror with 14" Shaft (Blue-Point®)

- 2-1/4" round mirror with 14" shaft
- Has double ball joints that allow mirror to swivel a full 360°
- Electrolytic-plated copper backing
- Features non-rotating telescoping rods
- Vinyl grip
- Closed length is 10"; extended length is 14"

UIM2FL Flexible Inspection Mirror (Blue-Point®)

- 32" aluminum shaft can easily be bent to any angle
- 2-1/4" mirror is encased in a rugged stainless steel head
- All-angle ball joint holds mirror head tightly at any angle
- Textured cushion grip will not slip in wet or oily hands

Pocket Mirrors

PTM143 Round Pocket Mirror (Blue-Point®)

- Handle extends from 4-1/2–17"
- 1-1/4" in diameter
- Hinge mechanism allows 360° adjustment
- Includes pocket clip

CF143MA 17" Round Pocket Magnifying Mirror (Blue-Point®)

- Handle extends from 4-1/2–17"
- 1-1/4" Dia
- Hinge mechanism allows 360° adjustment
- Includes pocket clip

PTM147 Round Pocket Mirror (Blue-Point®)

- Handle extends from 4-1/2–17"
- 3/4" in diameter
- Hinge mechanism allows 360° adjustment
- Includes pocket clip

PTM157 Oval Pocket Mirror (Blue-Point®)

- Handle extends from 4-1/2–17"
- 1 x 2" oval
- Hinge mechanism allows 360° adjustment
- Includes pocket clip



Telescoping Mirrors

TKSS01MIR Telescoping Hinged Steel Mirror (Blue-Point®)

- Steel mirror will not shatter if dropped
- Hinged for accurate positioning, telescopes from 7–28-1/2" (177.8–723.9 mm)
- Mirror surface is 3.12 x 2" (79.4 x 50.8 mm)
- Easily fits into shirt pocket when retracted

UIM125 Telescoping Inspection Mirror (Blue-Point®)

- 1-1/4" dia. mirror
- 6-1/2" long and extends to 35"

UIM225RD* Telescoping Inspection Mirror (Blue-Point®)

- 2-1/4" dia. mirror head
- All-angle ball joint holds mirror firmly at any angle
- Telescopes from 6-1/2–35"

UIM2LM Magnifying Inspection Mirror (Blue-Point®)

- Stainless steel handle telescopes 11-1/2–51-1/2"
- 2-1/4" magnifying mirror enlarges viewing area
- All-angle ball joint holds the mirror head tightly at any angle
- Textured cushion grip will not slip in wet or oily hands

UIM2NR No Swivel Rectangular Telescoping Mirror (Blue-Point®)

- All-angle ball joint holds the mirror head firmly at any angle
- Stainless steel handle is long, strong and lightweight
- Heavy-duty grip will not slip in wet or oily hands
- Adjusts from 6-3/4–29-3/4"
- 2-9/16 x 3-3/4" rectangular head

UIM325 Telescoping Inspection Mirror (Blue-Point®)

- 6-1/2" long, and extends to 29-1/2"
- Mirror is 3-1/4" dia



Colors Available



* ADD SUFFIX TO STOCK NUMBER FOR SPECIAL COLORS

LED Telescoping Mirrors

UIM2LT Lighted Telescoping Inspection Mirror (Blue-Point®)

- LED light illuminates dark hidden areas
- Telescopes from 6-3/4–37" to facilitate accurate inspections
- Mirror is 2-3/8"
- Angle ball joint firmly holds lighted mirror at any angle for perfect viewing
- Cushioned handle will not slip in wet or oily hands
- Uses (2) CR2016 batteries

UIM2RSLT LED Lighted Inspection Mirror (Blue-Point®)

- Telescopes from 6-3/4–30" for fast, accurate inspections
- Mirror is 3-1/4 x 1-1/8"



• Read safety precautions on pages W1 to W4

BRAKE SERVICE TOOLS



YA4000B

Vacuum Pressure Pump Kits

YA4000B † Automotive Test Kit (Blue-Point®)

- Produces vacuum or pressure at the turn of a switch
- Used for vacuum and pressure-related engine performance diagnostics and tune-ups; brake bleeding; fluid transfer, evacuation and sampling
- One-finger trigger vacuum/pressure release
- Durable, accurate diaphragm-type vacuum/pressure gauge
- Handheld vacuum/pressure pump with 2" compound gauge and rubber boot
- 12 oz fluid reservoir bottle with fluid transfer and storage lids, plus fluid pick-up tube
- Kit contains multiple accessories as shown, including tapered manifold plugs, vacuum caps and bleed screw adaptors

YA4008 Power Steering Adaptor Kit (Blue-Point®)

- Bleeds trapped air from power steering systems by drawing a vacuum through the reservoir fill neck
- Can also be used to test leaks by placing the system under a vacuum and observing change in gauge reading
- Each adaptor is designed to fit snugly in the neck of the power steering reservoir to form an airtight seal when vacuum is applied
- An external vacuum source—such as the YA4000B or SVT270B hand vacuum pump—is required (sold separately)
- Includes (4) adaptors: YA4008-1 (Ford®), YA4008-2 (GM®), YA4008-3 (universal) and YA4008-4 (right angle)



YA4008



YA4008-1



YA4008-2



YA4008-3



YA4008-4

YA4008-1 Adaptor (Blue-Point®)

- Adaptor for Ford® Vehicles

YA4008-2 GM® Vehicles Adaptor (Blue-Point®)

- Adaptor for GM® vehicles

YA4008-3 Universal Adaptor (Blue-Point®)

- Universal style adaptor to fit a variety of pump reservoirs

YA4008-4 Right Angle Adaptor (Blue-Point®)

- Used where there is limited clearance above the filler hole area

Silencers

BDT80 Silencer Band

- For passenger car/light truck drums
- 1-3/4"

BDT69 Silencer Band

- Use for ventilated rotors

BDT96-2 Silencer Band

- Includes (2)
- For non-vented rotors
- 6.500" (165 mm) diameter

BDT94-2 Silencer Band

- For non-vented rotors
- 9-1/4" dia

BDT980 Spring Silencer Assembly

- For ventilated rotors



BDT80



BDT69



BDT94-2

BRAKE LATHE ACCESSORIES



BDT063-10



BDT385-06



BDT066-10



BDT428



BTA10



BTK10A

Carbide Insert Bit Kits

BDT063-10 Negative Rake Carbide Bits (10 pk)

- Use for EEBR309A, EEBR312A and Ammco® brake lathes

BDT103-06 Positive Rake Carbide Bits (6 pk)

- Use for EEBR310A, EEBR312A and Ammco® brake lathes

BDT385-06 6 pc Carbide Bit Kit

- Includes (6 pc) with locking screws
- Optional for Snap-on® EEBR308A brake lathes

BDT060-10 Positive Rake Carbide Bits (10 pk)

- Use for Accu-Turn® brake lathes

BDT066-10 Positive Rake Carbide Round

Tool Bits (10 pk)

- Round tool bits for AMMCO940630 tool holder

BDT428 Positive Rake Round Tool Holder Set

- RH and LH used with EEBR308A, EEBR309A and EEBR312A for AMMCO940610 tool bits

BDT903-1-10 Replacement Tip 1/32" Radius (10 pk)

- Fits EEBR301A lathes
- 11° clearance with 1/32" corner radii

BTA10 Carbide Bit (10 pk)

- For Ammco® models 3000, 4000, 4100, 6900, 7000, and 7700 disc rotor lathes

BTD903-1-10 Carbide Bit (10 pk)

- For Ammco® models 3000, 4000, 4100, 6900, 7000, and 7700 disc rotor lathes

BTF10 Carbide Bit (10 pk)

- Use for all FMC® lathes

BTK10A Carbide Bit (10 pk)

- For all Kwik-Way® lathes with replaceable insert feature as well as older Snap-on® lathe models (YA282, YA278A and YA277 series)

BRAKE: BLEEDER KITS

Vacuum-Type Brake Bleeders

Brake Bleeder Kits

- Uses compressed air to generate deep vacuum to bleed old fluid and air from hydraulic brake systems
- Fast efficient, one person vacuum bleeding
- Works with all braking systems
- Generates 25 in Hg vacuum with air pressure of 100 PSI
- Specially formulated seals allow unit to be used with a variety of fluids
- On/Off valve and flow regulator
- Unit can be sealed when not in use to prevent spillage
- Quick-release, locking trigger and safety shutoff valve
- Overfill check valve
- Compact design fits under wheel well
- 19-1/2" (500 mm) suction hose
- Universal fitting holds securely on bleed screw
- BB5002A automatically keeps the reservoirs filled to the correct level and fits virtually all master cylinders

BB9018 Vacuum Brake Bleeder

- Fast efficient, one person vacuum bleeding
- Works with all braking systems
- Larger 3 pint (1.8 liter) container

BB9018KIT 1.8 L Brake Bleeder Kit

- Kit includes BB9018 (1.8 L) and BB5002A (592 ml container)

BB9008 Vacuum Brake Bleeder

- Standard 1.7 pint (800 ml) container
- Uses compressed air to generate deep vacuum to bleed old fluid and air from hydraulic brake systems
- Fast efficient, one person vacuum bleeding
- Works with all braking systems



BB9018



BB9008



BB5002A

BB9008KIT 800 ml Brake Bleeder Kit

- Kit includes BB9008 Brake Bleeder and BB5002A Refiller

BB5002A Auto Refiller Bottle

- Automatically keeps reservoir filled to the correct level
- 20 fluid oz (592 ml) container
- Retaining clip for positive attachment
- Compact design fits under hood
- Positive venting system supplies continuous flow
- Fits virtually all master cylinder reservoirs: can be sealed when not in use to prevent spillage
- On/Off valve

Master Cylinder Pressure Cap

YA8925 Master Cylinder Pressure Cap (Blue-Point®)

- M45 x 3.50 thread adapts to fluid reservoir, and 1/4"-18 and 3.5 mm thread for pressure bleeder
- For Mercedes-Benz®, BMW®, Audi® and Porsche®



YA8925

Non-Diaphragm Type Brake Bleeder

BB100C ‡ Non-Diaphragm Type Brake Bleeder (Blue-Point®)

- 1-gallon capacity
- Self-contained, hand-pressurized pump
- More than 10' of hose with shut-off, pressure gauge and quick coupler
- Uses standard brake bleeder adaptors (optional)
- Use only D.O.T. 3 or D.O.T. 4 automotive brake fluid



BB100C

BRAKE: SERVICE TOOLS



BCS70A

General Service Sets

BCS70A 7 pc Disc Brake Caliper Driver Set

- Includes (4) 3/8" drive standard hex bit sockets (1/4, 5/16, 3/8" and 8 mm), (1) 3/8" drive TORX® (T40) standard bit socket and (2) 3/8" drive TORX® (T45 and T50) heavy-duty removal bit sockets
- For US vehicles (except Chrysler®)



BTK5

BTK5 5 pc General Brake Service Set

- Includes (1) brake spring pliers, (1) brake adjusting tool, (1) brake bleeder wrench, (1) 1/4" drive spring cap socket and (1) 1/4" drive soft grip driver

B1461 Brake Adaptor

S6110A Bleeder Wrench

S6118A 1/4" Drive Spring Cap Socket

131A Brake Spring Pliers

SGT4BR 1/4" Drive 6-13/16" Instinct® Soft Grip Standard Shank Driver



BTK7A

BTK7A 7 pc General Brake Service Set

- Includes (2) brake spring tool, (3) bleeder wrench and (2) brake adjusting tool

B1461 Brake Adaptor

B3404B Brake Adjuster

B1458C Bleeder Wrench

B1467A Bleeder Wrench

S6112 Bleeder Wrench

BT11 Brake Spring Tool

B1356E Brake Retainer Spring Tool



- Do not use chrome or industrial finish hand tools with impact drivers
- Follow all safety messages in instructions
- ‡These products can expose you to chemicals which are known to the state of California to cause cancer and reproductive harm. See pages 906-907 for details.
- Read safety precautions on pages W1 to W4

BRAKE: SERVICE TOOLS



Brake Spring Tools

BST6* 3/4" Magnetic Brake Retainer Spring Tool

- Neodymium magnets inside working end hold brake retainer on tool, allowing for a free hand to hold pin on the back side of backing plate
- O-ring provides advanced gripping action on retainer rather than the older style serrated surface
- Cut-out design on working end helps provide visual aid when trying to achieve pin alignment
- Ergonomic Instinct® handle adds improved grip and comfort
- Made in the USA

BST56* 5/8" Magnetic Brake Retainer Spring Tool

- Neodymium magnets inside working end hold brake retainer on tool, allowing for a free hand to hold pin on the back side of backing plate
- O-ring provides advanced gripping action on retainer
- Cutout design makes it easier to see and align pins
- Ergonomic Instinct® handle adds improved grip and comfort
- Made in the USA

BST8* 7/8" Magnetic Brake Retainer Spring Tool

- Inside the working end, neodymium magnets hold the brake retainer to the tool, allowing a free hand to hold the pin on the underside of backing plate
- O-ring provides advanced gripping action on the retainer rather than the older style, serrated surface
- Cutout design makes it easier to see and align pins
- Incorporates a longer shaft to accommodate working around the wheel hub
- Ergonomic Instinct® handle adds improved grip and comfort
- Made in the USA

BT12* Heavy-Duty NPR Brake Spring Tool

- Used on most drum-style brakes on Isuzu® NPRs to depress the brake spring
- Mechanical advantage allows for ease of use when removing the spring and pin
- Ergonomic Instinct® handle for improved grip and comfort
- Made in the USA

BT27 Single Spring Brake Tool (Blue-Point®)

- Tool releases tension on both large and small GM® single spring brakes during servicing
- Large spring applications: 2005 and later Chevrolet® Silverado®, 2004 and later Chevrolet® Colorado®
- Small spring applications: 1991 and later GM® H body (Bonneville®, LeSabre and Delta 88), 1992 and later GM® C and U body (Buick® Electra, Oldsmobile® 88, Cadillac® Fleetwood and Deville, Chevy® Lumina APV, Pontiac® Tran Sport and Oldsmobile® Silhouette) and 1995 and later Chevy® Lumina and Chevy® Monte Carlo

BT11 Brake Spring Tool

- Services Bendix® brake springs and any spring attached to post
- Socket end removes and hook end replaces
- 9-3/4" long

131A Brake Spring Pliers

- Removes or replaces Bendix®, Lockheed® and other hydraulic and mechanical brake springs
- Steel hook on jaw is replaceable
- Handles provide socket type spring remover and hook end replacer
- 13-1/4" long

BST103R 3 pc Magnetic Brake Retainer Spring Tool Set**

- Three most popular brake spring retainer tools sold as one encompassing kit
- Magnets conveniently hold brake spring retainer and spring while installing brake shoes
- O-ring provides grip when trying to align retainer with holder pin
- Replacement hook for 131A brake spring pliers

S6118A 1/4" Drive Spring Cap Socket

- 1/4" drive double-ended socket designed for subcompact brake spring on one end and larger US cars and light trucks on the other
- Industrial finish

BT19A Heavy-Duty Brake Spring Tool (Blue-Point®)

- Heavy-duty design
- Remove or install import and US brake springs with or without anchor pins
- Maximum wire I.D. is 1/4", overall length is 8-7/8"

B1356E Brake Retainer Spring Tool

- For use on 3/4" retainer spring caps found on most newer vehicles

BT15 Brake Spring Remover

- For removing brake springs on full-size cars and pickups with drum-style brakes
- Industrial finish

BT17A Retainer Spring Tool

- For use on 5/8" dia. retainer springs found on most newer vehicles
- Industrial finish
- 8-15/16" long

BT10 T-Handle Brake Spring Tool (Blue-Point®)

- Easily relieves tension on single spring brakes for GM® vehicles
- Offers an easy way to remove single brake springs, so that brake shoes, emergency brake cables or brake cylinder can be serviced
- Hook grabs the spring while the tool point acts as a fulcrum to pry the spring free

BT20 Brake Spring Tool for Toyota® Vehicles

- Special tip is designed to engage the shoe hold down spring cup on Toyota® vehicles
- Manufactured from special alloy steel and heat treated for optimum strength and durability
- For rear parking brake springs on 2000-current Tacoma®, Tundra®, FJ Cruiser®, 4Runner®, Land Cruiser® and Camry®

Colors Available



* Red O G

** R O G
ADD SUFFIX TO STOCK NUMBER FOR SPECIAL COLORS

Dial Test Indicator Sets

GA3634 Ball Joint/Disc Brake Test Indicator Set

- All-purpose indicator set
- Perfect for general use
- Indicator with 0–1" range and .0005" graduations
- Easy-to-read white on black dial face
- GA3640 uses a fixed magnetic base
- GA3645 uses a conforming magnetic base for more mounting options
- GA3634 uses locking pliers and a flexible gooseneck for non-magnetic applications and difficult areas
- Ideal for brake and undercar work



GA3634

Brake Drum/Rotor Gauges

DG530 Digital Drum Gauge

- Measures automotive and heavy-duty brake drums
- Pointed anvils and 4-1/4" long arms allow increased measurement accuracy and coverage
- Selectable depth stops for easier use
- 6–20.65" (150–515 mm) range; .0005" (.01 mm) graduations

RG430A Digital Rotor Gauge (Blue-Point®)

- Measures brake rotors and ball joints
- Pointed anvil and 3-1/2" long arms for increased measurement accuracy and coverage
- Selectable depth stops for easy use
- 0–5-1/2" (0–140 mm) range; .0005" (.01 mm) graduations
- Easy to read digital display with inch/metric conversion

CAL6EBR 6" Electronic Brake Rotor Caliper

- Specifically designed for performing inspection work on brake rotors
- The pointed contact enables a user to accurately locate the deepest pits on a brake rotor
- Having the most accurate dimensions prevents over-machining the brake rotor during the reconditioning process
- Tool has range that a micrometer cannot handle (large rotors in the heavy-duty truck market and large agricultural machinery)
- The long jaws enable measurements deep into the rotor to achieve a clear profile of the rotor surface



DG530



RG430A



CAL6EBR

Truck Brake Tools

BTGHD9 Heavy-Duty Brake Lining Gauge

- Accurately confirm brake lining thickness for customers and DOT inspections sheets
- Gauge tool consisting of 9 blades of different sizes ranging between 6–22 mm (0.24–0.87")
- Made of durable stainless steel with both the standard and metric sizes laser-etched on the face



BTGHD9

Emergency Brake

BCT1050 Parking Brake Cable Coupler Removal Tool

- Used on light duty trucks, SUVs and vans with drum or disc brakes
- Cushioned grips for comfort
- Heat treated for durability
- Angled head for accessibility
- Overall length is 14" for adequate leverage
- Use to safely separate the mid-cable coupler from the cable end
- Use on Ford®, GM®, Dodge® light trucks, SUVs and vans from the late 1980s to current



BCT1050



- Follow all safety messages in instructions
- Read safety precautions on pages W1 to W4

BRAKE: SERVICE TOOLS



S9523



B1468



BT4651



HSA716



BSA916

Truck Brake Adjusting Tools

S9523 Brake Adjuster

- Star nut turning tool for Chevrolet® trucks with overload springs
- Different angles at each end of tool for clearance
- Blades are 17/32" wide; tool is 5-1/4" long

B1468 Brake Adjuster

- For use on GMC® and Chevrolet® 1-1/2 and 2 ton trucks
- Tips on each end are bent 45° and then twisted 45° to allow access to brake-adjusting mechanism
- 9-1/4" long

BT4651† Brake Slack Adjuster, Rockwell Style (For Heavy-Duty Trucks)

- 5/16" double square configuration
- Automatic slack adjuster tool set includes offset, reversible automatic release tool
- Release tool slides under the button of the pull-pawl on the automatic slack adjuster until fully seated while the wrench is used to adjust the brake-to-drum clearance
- Screwdriver handle for performance and comfort

HSA716 ‡ Slack Adjuster Wrench

- For brake service and slack adjuster installation on heavy-duty trucks equipped with Haldex® automatic slack adjusters
- Used to turn the manual adjuster hex
- Extra-deep 7/16" hex allows reach to recessed adjusters
- 14-5/8" overall length helps to overcome the anti-reverse mechanism
- Turn over to reverse
- Protective vinyl boot helps to keep contaminants out of the ratchet mechanism for extended tool life

BSA916 ‡ Slack Adjuster Wrench

- For brake service and slack adjuster installation on heavy-duty trucks equipped with Bendix® automatic slack adjusters
- Used to turn the manual adjuster hex
- Extra-deep 9/16" hex allows reach to recessed adjusters
- 14-1/2" overall length helps to overcome the anti-reverse mechanism
- Turn over to reverse
- Includes a protective vinyl boot



S9153B



B1462A



B3404B



B1461



S5912



S6004



S6005

Automotive Brake Adjusting Tools

S9153B Brake Adjuster

- Designed to work around obstructions on GM® vehicles
- Blades are 1/2" wide; tool is 7-7/8" long

B1462A Brake Adaptor

- For rear brakes of those cars and trucks with trailing arm bolts
- Tang at each end is set at 68°, but in opposite directions for use on left and right hand sides
- 8-1/2" long

B3404B Brake Adjuster

- For Bendix® self-adjusting brakes and other brakes with star adjusting nut (except Chevrolet®)
- Blades are 17/32" wide with 1/32" tip thickness
- 8-3/16" long

B1461 Brake Adaptor

- One end has a wide tang set at a 29° angle for rear brakes; other end is set at a 45° angle for front brakes
- 8-1/4" long

S5912 Brake Adjuster

- For use on VW®, Mazda®, Omni and Horizon
- Each tang tapers to a 1/4" tip width
- One tang is straight; other is offset 45°
- 8-1/2" long

S6004 Brake Adjuster

- For use on 1969 and later Toyota® when self-adjusting brakes are being dismantled

S6005 Brake Adjuster

- Similar to S6004
- For use on 1969 and later Toyota® when a complete dismantling of the self-adjusting brakes is required
- One end is angled at 60°; other end features a special offset
- Each tang tapers to a 1/4" tip width
- 5-1/4" long

Disc Brake Tools

BTCP1 Brake Caliper Press (Blue-Point®)

- Works on both fixed and floating calipers
- Generates more than 1,600 ft-lb of force to retract the toughest caliper pistons
- Single-lever mechanism used to apply and release force for ease of operation and faster service
- Prevents damage to pistons, hubs or calipers
- Ensures parallel piston retraction on dual and quad piston calipers
- Easy left- and right-side use



BTCP1

BTCP400 ‡ Small Brake Caliper Press

- Ratcheting mechanism allows for fast and easy retraction of single and multiple piston calipers
- Acme threaded rod spreads pads quickly with less ratchet swings
- Offset press plates permit tool to retract to a minimum .328"



BTCP400

BTCP500 ‡ Brake Caliper Press (Blue-Point®)

- Works on twin and quad piston fixed calipers as well as single and twin piston floating calipers
- Centrally located ratchet evenly spreads force in a parallel manner to prevent misalignment of pistons
- Ratchet technology gives a full 360° swing
- Extended reversing lever allows for easy change from spreading to retracting



BTCP500

BTCP2SA Brake Caliper Press

- Services vehicles with single and twin floating, twin piston fixed and quad piston fixed calipers
- Operating lever upgraded to heavy-duty forged steel
- Use to press brake caliper pistons for pad replacement
- Ensures parallel piston retraction to prevent damage to piston and seal
- Press plates rotate—180° for efficient operation on both left and right applications
- Heavy-duty design—all heavy load components manufactured from heat treated tool steel for maximum strength
- Large 12 mm shaft diameter is heat treated to prevent distortion or damage under heavy load
- Compression ratio of 15-to-1 provides output of 440 lb of force by just applying 28 lb of force with your hand
- High-strength, lightweight polymer housing offers high impact resistance



BTCP2SA

BTCP600 Brake Caliper Press

- Newly designed plates allow for use on small single-caliper pistons found on light-duty trucks and medium-duty commercial vehicles
- Plates are 2-1/2 x 5-1/2", designed with unique geometry that allows the tool to be used on small and mid-sized vehicles all the way up to medium-duty commercial trucks
- Fine-tooth wheel allows increased 6.6° of swing arc allowing for increased accessibility
- Threaded parts are 3/4" on the male threads and 1-1/8" on the female side adding significant strength
- Works on single-, dual-, and quad-piston calipers; has a total spread of 1-3-1/4"
- Has a minimum spread of 1" and maximum spread of 3-1/4"



BTCP600

BTCS1 1/2" Drive 17 mm Subaru® Caliper Bolt Impact Swivel Socket

- Impact-rated swivel socket
- Designed to clear suspension components on various Subaru® front caliper bracket bolts, allowing for the use of a 1/2" drive impact gun



BTCS1



- Do not use "cheater bars" on handles
- ‡These products can expose you to chemicals which are known to the state of California to cause cancer and reproductive harm. See pages 906-907 for details.
- Read safety precautions on pages W1 to W4

BRAKE: SERVICE TOOLS



FTSM4E



YA8610B



YA2440



GA395A




YA9329A



BT350A



BTG8



BTG9

Disc Brake Tools

FTSM4E 3/8" Drive Metric 4 mm Standard Triple Square Bit Socket

- Use on VW®/Audi® door handle screws 1998–later, brake drum fasteners on VW® Touareg® plus many other 4 mm and 5 mm triple square applications
- 48.5 mm overall length

YA8610B Universal Brake Caliper Tool Set (Blue-Point®)

- Assists in replacement of brake pads on most four-wheel disc brake cars
- Tool and adaptors position brake piston back into caliper to allow clearance for newer, thicker brake pads
- Designed for most Audi®, Chrysler®, Ford®, GM®, Honda®, Jaguar®, Mazda®, MINI Cooper®, Mitsubishi®, Nissan®, Saturn®, Subaru®, Toyota®, VW® and Volvo® vehicles
- Set includes (1) tool and (6) adaptors in a storage case

YA6730 Brake Caliper Tool Set (Blue-Point®)

- Combines the main body from the YA8610B set and the YA8610B-7 adaptor

YA8610B-7 Brake Caliper Tool Adaptor (Blue-Point®)

- Use on Mazda® 3 (2004 and newer), Mazda® 5 (2006 and newer), Mini Cooper® (all 2002 and newer), Volvo® S40 (2004-1/2 and newer), Volvo® V50 (2006 and newer), Volvo® C30 (2007 and newer), Pontiac® Solstice® (2006 and newer), Saturn® Sky (2007 and newer) and Jaguar® X type (2006 and newer)

YA2440 Pad Spreader (Blue-Point®)

- For use on most US and import cars and light duty trucks with single piston disc brakes without parking brakes
- Compresses the disc brake piston for easy pad installation

GA395A † Pad Spreader (Blue-Point®)

- Repair kit for FXKL Series Extensions

YA9329A Piston Rotation Tool (Blue-Point®)

- Use to rotate piston back into caliper cylinder when replacing pads
- Also rotates parking brake cylinder back into the caliper cylinder on vehicles with four-wheel disc brakes
- For 1975 and later Ford®, Mercury® and some import vehicles

BT350A Brake Piston Press (Blue-Point®)

- Presses single or dual pistons most cars, light and heavy-duty trucks
- Quick and easy to use-no nuts or bolts involved in pressing operations

BTG8 8 pc Brake Pad/Shoe Gauge Set (Blue-Point®)

- Includes eight different testing blades of various colors and thickness: red 2 mm (0.0787"), red 3 mm (0.1181"), yellow 4 mm (0.1575"), yellow 5 mm (0.1969"), yellow 6 mm (0.2362"), green 8 mm (0.3150"), green 10 mm (0.3937") and green 12 mm (0.4724")
- Color-coded gauges: red indicates service required, yellow indicates caution and green indicates OK
- Constructed from 20-gauge sheet metal with durable powder-coat finish

BTG9 Combination Brake Lining Thickness Gauge Set (Blue-Point®)

- Offset tips are designed to check both straight on or at a 90° angle to the rotor
- Gauges can be used without removing the wheel or caliper assembly on many applications
- Brake lining gauges identify thickness levels for brake lining inspection
- Made from durable, flexible acetal
- Gauges are color coded to match SAE or metric recommendations for brake pad replacement

Stock No.	Size, mm	Finish	Description	Type	A	B	C	D
FTSM4E	4	Chrome	Standard Length	Triple Square	17.2	21.6	48.5	FTSM4E2



Truck Brake Tools

B1359B Brake Retainer Spring Tool

- For Chrysler® and Ford® 3/4 ton trucks equipped with Bendix® brakes
- U-shaped end is offset 30° 45° for easy removal of brake shoe to backing plate spring

BT518 Brake Shoe Tool

- For large trucks and trailers with air brakes with S cam design
- Provides leverage to back out brake shoe and remove roller cam
- Industrial finish

BT12 Brake Spring Tool

- Services brake shoe retracting springs on trucks using Bendix®, Wagner® and Kelsey-Hayes® systems
- Unique shape permits access and leverage

BT1360 Brake Spring Tool

- Remove brake shoe retaining springs from heavy-duty Ford®, GM®, Dodge® and International® trucks
- Large, comfortable handle
- Constructed for strength and durability

TAP1 Truck Anchor Pin and Bushing Press

- Designed to remove brake anchor pins and bushings on 16-1/2" Q type S-cam tractor and trailer brake systems from Dana-Spicer®, ArvinMeritor® (Rockwell®), Eaton®, Timkin® and Fruehauf® without removing wheel hub
- Pressure pad retaining rings hold pads firmly in place
- Two-hand operation
- Interchangeable pressure pads allow removal of bushing alone or simultaneous pin/bushing removal
- Zerk grease fitting lubricates and flushes dirt from pressure screw for long life
- Designed for use with 3/4" impact guns
- Includes storage case

TAP1-5A Pressure Pad Adaptor

- Designed to remove anchor pin and bushing together on trailers
- For use with the TAP1 Anchor Pin and Bushing Press

Throttle Depressor/Brake Resetting Gauge

B240B Brake and Accelerator Pedal Jack (Blue-Point®)

- Holds throttle at a constant RPM
- Easily adjusts to desired length
- Adjustment screw fine-tunes desired RPM
- Rubber tip keeps the tool firmly positioned
- Overall length of 40" (102 cm)
- Can also be used as a pedal depressor

YA2780 ± Brake Resetting Gauge (Blue-Point®)

- Automatically sets brake shoe size when measuring against drum walls
- Positive locking section ensures an accurate reading every time
- Improved range of 6-1/2–13-1/4"



Emergency Brake

SIML160 1/2" Drive 6-Point SAE 1/2" Flank Drive® Extra-Deep Impact Socket

- Used to remove or replace fuel tank retaining strap nuts
- Other applications include emergency brake adjustment nuts and stabilizer retainers
- 1/2" square drive; 1/2"; 6-point wrench opening
- 5" long

SIML180 1/2" Drive 6-Point SAE 9/16" Flank Drive® Extra-Deep Impact Socket

- Same design as SIML160, except hex size is 9/16"

BR1 C-Ring Pliers (Blue-Point®)

- Opens the C-ring on the emergency brake actuation lever when changing rear brake shoes on many US cars, trucks and imports

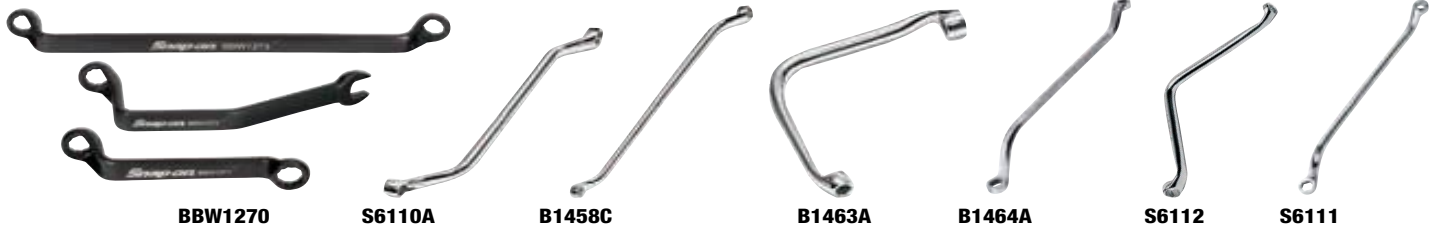
BR2 C-Ring Pliers (Blue-Point®)

- Holds the C-ring without slipping during installation



- Do not use chrome or industrial finish hand tools with impact drivers
- †These products can expose you to chemicals which are known to the state of California to cause cancer and reproductive harm. See pages 906-907 for details.
- Read safety precautions on pages W1 to W4

BRAKE: SERVICE TOOLS



Bleeder Wrenches

BBW1270 3 pc Brake Bleeder Wrench Set

- Special design features accommodate caliper-mounted electromechanical parking brakes
- Designed to work without removing the wheels
- Easily accesses difficult-to-reach 11 mm bleeder screws
- The varied geometry of the BBW1271, BBW1272 and BBW1273 Brake Bleeder Wrenches, will provide access to most 11 mm brake bleeder screws on all vehicle makes and models

BBW1271 Brake Bleeder Wrench

- Special design features accommodate caliper-mounted electromechanical parking brakes
- Designed to work without removing the wheels
- Easily accesses difficult-to-reach 11 mm bleeder screws
- For use on BMW® vehicles

BBW1272 Brake Bleeder Wrench

- Special design features accommodate caliper-mounted electromechanical parking brakes
- Designed to work without removing the wheels
- Easily accesses difficult-to-reach 11 mm bleeder screws
- For use on Volkswagen® vehicles

BBW1273 Brake Bleeder Wrench

- Special design features accommodate caliper-mounted electromechanical parking brakes
- Designed to work without removing the wheels
- Easily accesses difficult-to-reach 11 mm bleeder screws
- For use on Audi® vehicles

S6110A Bleeder Wrench

- Use for GM®, Nissan® and Honda® vehicles
- 8 mm, 6-point box end; 10 mm on the other
- Ends are offset for clearance
- 7-9/16" (192 mm) long

B1460B Bleeder Wrench

- Similar to S6110A
- 3/8" box end for brake bleeding work and a 7/16" box end for brake shoe eccentric bolt adjustment
- Offset clears drag link arm and recessed backing plate on front wheel
- 9-1/2" long

B1467A Bleeder Wrench

- For GM®, Ford® and Chrysler® vehicles
- Similar to S6110A
- 5/16" and 3/8" single hex box ends are offset for access to bleeder fittings
- 8-1/2" long

S6143 Bleeder Wrench

- For most imports
- Similar to S6110A
- 7 mm and 9 mm, 6-point box ends are offset for clearance
- 252 mm long

B1458C Bleeder Wrench

- Includes 1/4" and 3/8" single hex box ends
- 9" long

B1463A Bleeder Wrench

- 1/4"-3/8", 6-point box ends are tapered for clearance
- 3-3/4" long arms (for smaller bleeder fittings on most compact cars)

B1464A 9-11 mm 6-Point Flank Drive® Brake Bleeder Wrench

- Ends are offset for extra clearance and length (9.28"/235 mm) allows for extended reach
- Manufactured from special alloy steel, precision-forged, and heat treated for optimum strength and durability
- Nickel-chrome plating helps protect against corrosion and makes it easy to wipe clean

S8184 Bleeder Wrench

- For fittings on most GM® vehicles
- Similar to B1463A
- 3/8" and 5/16", 6-point box openings
- 4" long arms

B1470 Bleeder Wrench

- Similar to B1463A
- For late model GM® and most import vehicles
- 8 mm, 6-point box end; 10 mm on the other
- Wrench has a 90° bend for access
- Arms are approximately 100 mm long

S6112 Bleeder Wrench

- For some GM® and Toyota® vehicles, plus select imports
- Similar to B1463A
- 8 mm, 6-point box on one end; 10 mm on the other
- Wrench has 90° bend for access
- Arms are 130 mm long

S6111 Bleeder Wrench

- Covers 90% of late-model US applications including late-model Chrysler®, Dodge®, Ford®, GM®, Audi®, Mercedes® and VW® vehicles
- 10 mm and 11 mm 6-point Flank Drive® wrenching configuration
- Ends are offset for extra clearance
- 235 mm long



PMP406A

Pipe Plug, mm, Chrome

Size, mm	Stock No.	Dimension A, Dia., mm	Dimension B, Length, mm
6	PMP406A	17.2	25.8

PMP406A 3/8" Drive Metric 6 mm Internal Pipe Plug Socket

- For rear brake adjustments on 1973-1986 Subaru®
- 3/8" drive, 6 mm internal square socket

Power Steering and Alternator Pullers/Single Pullers

CJ117C Power Steering and Alternator Pulley Puller

- Includes short adaptor to remove small flange-type pulley; long adaptor is used for GM® 200-platform vehicles
- Can also remove Chrysler® alternator pulleys that have double grooves
- Replace pulleys with CJ113B Installer
- Long adaptor included to handle pulleys on GM® minivans
- Nickel-chrome finish, industrial-finish screw
- Designed for most US vehicles (replace pulley with CJ122 sets)




CJ117C

Disc Brake Tools

BRHC2PK Kit, Brake Rotor Holding Clips, 2 pc

- Allows for easy reinstallation of brake caliper, caliper bracket and pads
- Stabilizes the rotor to the hub
- Ergonomic grip for ease of use
- Clips made of hardened steel
- Includes (2) clips



BRHC2PK

BTPUCK2 Two Pin Brake Piston Tool

- Universal and adjustable twin pin brake caliper piston resetting puck eliminates need for 15 or more different sized pucks to service brakes on a vast majority of vehicles on the road today
- Fully adjustable rotating body dials in the twin pins distance (center to center) for easy insertion into brake caliper piston face slots
- Slim-profile allows for easy access and quick service of narrow and/or micro-type calipers
- Services nearly every wind-back brake caliper piston with 2 or 4 faced slots
- Easily works with a 3/8 ratchet or any Wind-back type tool
- Exclusive Rotating lock secures the twin pin spread/stroke, maintaining perfect fit every time



BTPUCK2

BTPUCK3 Three Pin Brake Piston Tool

- Pins fully adjust and mate up to bores on brake piston surface
- For use on vehicles that have a disc brake caliper equipped with a singular piston and the emergency/parking brake system is incorporated within this brake caliper housing
- Tool resets the brake piston on calipers equipped with an Electric Parking Brake (EPB); not applicable to multi-piston calipers
- 3 Pin Puck for Audi® equipped with EPB



BTPUCK3

Truck Brake Tools

CPP16 Extended Heavy-Duty Clutch Pin Punch

- Overall length of 16" to access and perform routine maintenance on recessed and hard-to-reach roll pins
- Solid through pin prevents unnecessary stress or impact on handle
- Striking end of pin extends 1/4" to protect handle from being damaged when in use
- Snap-on® Instinct® soft handle for improved grip, comfort and turning power
- Constructed of hardened steel; made in the USA



CPP16

HONES

Three Arm Honers and Stone Sets

CF63A ‡ Three Arm Hone (Blue-Point®)

- For 3/4–2-1/2" dia. cylinders
- Adjustable thumb nut to control tension

Stock No.	Grit	Length, inches
CF63A-100	100 (3)	1-1/8
CF63A-240	240 (3)	1-1/8
CF63A-400	400 (3)	1-1/8



CF63A



- Do not use chrome or industrial finish hand tools with impact drivers
- Do not use "cheater bars" on handles
- Operate hone only while it is in cylinder
- ‡These products can expose you to chemicals which are known to the state of California to cause cancer and reproductive harm. See pages 906-907 for details.
- Read safety precautions on pages W1 to W4

BODY: UNIBODY AND FRAME-STRAIGHTENING EQUIPMENT

CJ107



CJ114



YA2002



CJ1200

Pullers (Body)**CJ107 Body Dent Puller**

- Slide hammer action pulls out dent for filling
- L-hook included for larger jobs
- 4 lb slide hammer

CJ114 Puller, Body Dent, 3 lb Slide Hammer (Blue-Point®)

- Mainly for rocker, quarter, back and door panels
- Includes screw for puncturing sheet metal with a bodyman hook and seal hook for larger jobs
- 3 lb slide hammer

YA2002 Quarter Panel Puller (Blue-Point®)

- Removes dents from rear quarters and wheel wells
- Two 12" tubes (with different dimensions) fit most wheel well openings
- Use with chain attached to frame machine or portable power unit

CJ1200 Puller Set, Slide Hammer (Blue-Point®)

- Contains a 12 lb, contour-formed slide hammer and a variety of attachments for auto body repair work

Alignment Bar**BM175 Alignment Bar (Blue-Point®)**

- Use to align bumpers, window posts, wheel wells, panels, hoods, decks and brackets
- 6', 1/4" chain has hooks welded to each end for easy attachment to body components
- 4-1/2" long, 1-1/2" dia. tubing

BODY: BODY REPAIR

YA1544A



YA1545

Body Repair Kits**YA1544A Body Repair Kit (Blue-Point®)**

- 4-ton capacity model provides the pushing and spreading power needed to make fast and easy work of everyday repairs
- Auto pump overload system protects against damage to rams and equipment
- 1/2-ton capacity hydraulic spreader has 2" jaw and spreads from 5/8"-3-3/4"
- Flex head includes a permanently molded rubber pad
- Heavy walled extension tubes stand up to the toughest loads
- Long handle reduces required pumping effort
- 18-pc 4-ton capacity kit includes a hydraulic unit, (5) Snap-Set extensions, a spreader, a full selection of attachments for most push applications and a durable storage case

YA1545 10 Ton Body Repair Kit (Blue-Point®)

- 10-ton capacity kit includes (1) hydraulic unit, (4) extensions (4, 10, 18 and 27"), a spreader and a full selection of attachments in a custom-fitted, rugged and wheeled storage case
- Pumps are rated from 8,000-10,000 PSI
- Portable for use on the road or in the shop

Push-Pull Jack**BM101 Push-Pull Jack (Blue-Point®)**

- Capable of 3,000 lb push-pull power
- Aligns, straightens and removes dents
- Multipurpose hook on jack head and a hook on the 55" long friction rod
- Friction rod flexes to maintain constant pressure without bending, while the grooved end prevents slipping
- Three-position handle



BM101

Hickory Handles

Stock No.	Length, inches	Hammers Used On
BF603-2R	13	BF603B, BF604B, BF608B, BF617B, BF610B, BF630B, BF631B, BF633, BF634
BF611-2R	12	BF611B, BF615 and BF618B
BF614-2R	17	BF614B



Hammers

BF603B Long Spot Pick Hammer

- For bumping when filing or where metal is covered with soundproofing material

BF604B Wide Nose Cross Peen Hammer

- For finishing and caulking

BF608B Short Curve Cross Peen Hammer

- Use under fenders with rolled edges, use finishing face for dinging

BF610B Shrinking Hammer

- Same design as BF617B except the serrated shrinking face is square
- Finishing head on other end

BF611B Picking and Dinging Hammer

- Smooths small dents and general dinging

BF612 Compact Body Hammer

- 8 oz head equivalent to BF611B to provide familiar swing weight
- Compact, 1-3/4" head height provides user ability to take a full swing in hard to reach areas

BF614B Long Picking Hammer

- For turret and fender work

BF617B Shrinking Hammer

- Extra large faces for large area work
- Serrated for shrinking and smooth for finishing

BF618B Wide Nose Peen Hammer

- Bumps odd fender contours

BF630B Spot Pick Hammer

- Same design as BF603B except with blunted pick end

BF631B Cross Peen Shrinking Hammer

- Combines pick end of BF604B and serrated face of BF617B

BF632B Door Panel Body Hammer

- For door and body panel bumping
- Smaller diameter head is offset 45°
- Fiberglass handle

BF635 Door Skin Hammer

- For door skin replacement
- Narrow, rectangular faces work in tight flange area
- Fiberglass handle offers excellent balance and high-strength
- Medium crown head with 25° offset and 3-1/2" radius for working on narrow flanges against the door structure
- High crown straight head with 1-5/16" radius for finishing thin sections without poking holes

BF636 Vertical Chisel Shrinking Body Hammer

- Chisel has vertical orientation for better ergonomics for vertical contour work
- Fiberglass handle offers excellent balance and strength
- Cross-hatch face

Stock No.	Handle Length, inches	Round Face Diameter, inches	Peen End Size, inches	Head Length, inches	Head Weight, oz
BF603B	13	1-19/32	1/16 x 7/16	6-1/8	12-1/2
BF604B	13	1-5/8	5/8	5-1/2	11-1/2
BF608B	13	1-5/8	5/8 x 1/16	—	11
BF610B	13	1-7/8	—	4-1/4	16
BF611B	12	1-15/32	—	—	8
BF612	12	1-15/32	—	—	8
BF614B	17	1-5/8	—	8-5/8	16
BF617B	13	1-7/8	—	—	16
BF618B	12	1-9/16	3/16 x 7/8	5	12-1/2
BF630B	13	1-19/32	1/4 x 7/16	6	12-1/2
BF631B	13	1-7/8	5/8	5-1/2	11-1/2
BF632B	13	1-1/4–1-5/8	—	6-5/8	16
BF635	12	1-7/16–1-5/8	5/8 x 1-1/2, 5/8 x 2	7	16
BF636	—	1-9/16	1/8 x 5/8	5-13/32	13



- Do not use chipped, mushroomed, or cracked hammers
- Strike squarely, avoid glancing blows
- Do not strike hard objects, use only for striking sheet metal
- Read safety precautions on pages W1 to W4

BODY: BODY TOOL SETS



2005BFA



2007BFB



BF715B



BF716B



BF707



BF710B



BF711B



BF712B



BF740

Body Tool Sets

2005BFA Body Tool Set

- Contains CJ114 body dent puller, BF608B, BF611B body hammers, BF716B dinging spoon and BF711B heel dolly (5 pc) in a plastic storage tray

2007BFB 7 pc Body Hammer Set

- Seven of the most common tools necessary for professional body work: BF716B spoon, BF608B, BF611B and BF617B body hammers and BF710B, BF711B and BF712B dollies in a foam storage tray

Spoons

BF715B 14" Spoon Dolly

- For caulking and forming deep pockets in doors and panels
- Head size is 2-1/2 x 1 x 3"; 14" total length

BF716B 10" Light Dinging Spoon

- Smooths and levels ridges
- Not for prying
- Head size is 4-1/4 x 2"; 10" total length

Steel Dollies

B173.5 -1991 applies to all dollies.

BF707 Heel Dolly (Blue-Point®)

- For use in sharp corners and wide radii
- Rubber coating provides cushioning effect
- Measures 3 x 2-1/2 x 1-1/2"

BF710B 1.65 lb Steel Toe Dolly

- For dinging flat surfaces
- Measures 4-3/4 x 2-1/4 x 11/16", weighs 1.65 lb

BF711B 2-1/4 lb Steel Heel Dolly

- For use in sharp corners and wide radii
- Measures 3 x 2-1/4 x 1-3/8"; 2.25 lb

BF712B 2-1/4 lb Steel General Purpose Dolly

- For deep, skirted fenders and shrinking when using heat
- Measures 3 x 2-1/4 x 1-3/8"
- 2-1/4 lb

BF740 Shot Dolly (Blue-Point®)

- Heavy-duty leather pouch is filled with 2-1/2 lb of shot
- Essential for supporting irregular shapes and contours on doors, fenders, and other body panels
- Thin profile to get in tight areas
- Will not scratch surface; 3-3/4 W x 5-3/4" L

SNIPS



CD10A



CD12A



CD16A

Tin Snips

Cut straight, circular or irregular patterns; right or left cuts.

CD7A Duckbill Tin Snips (Blue-Point®)

- 1-1/2" blades
- 7" long

CD10A Duckbill Tin Snips (Blue-Point®)

- 2-1/4" blades
- 10" long

CD12A Combination Tin Snips (Blue-Point®)

- 3" blades
- 12" long

CD16A Bulldog Tin Snips (Blue-Point®)

- 2-1/2" blades
- 16" long



AVSOSL9



AVSNP01010



AVSNP01160



AVSNP2000



AVSNP03000

Aviation Snips

- Offset blades allow cut material to flow beneath the user's hand without curling

AVSOSL9 Snips

- Red handle
- Left-hand cut

AVSOSR9 Snips

- Right-hand cut

AVSNP01010 Aviation Tin Snips, Left Cut (Blue-Point®)

AVSNP01020 Aviation Tin Snips, Right Cut (Blue-Point®)

- Maneuverable for angle cutting or pattern configurations
- Cut up to 18-gauge mild steel

AVSNP01030 Aviation Tin Snips, Straight Cut (Blue-Point®)

AVSNP01150 Offset Aviation Tin Snips, Left Cut (Blue-Point®)

AVSNP01160 Offset Aviation Tin Snips, Right Cut (Blue-Point®)

AVSNP02000 2 pc Offset Aviation Snips Set (Blue-Point®)

- Black oxide finish
- 1-1/8" cutting edge
- 9-1/2" long

AVSNP03000 3 pc Aviation Snips Set (Blue-Point®)

AVSNP2000 2 pc Offset Aviation Snips Set

AVSNP3000 3 pc Aviation Snips Set

Shop Shears

HDSCISSORS Heavy-Duty Shop Scissors

- For leather, cloth, plastic, rubber, cardboard, gasket material, rope and many other materials
- Ergonomic handles can be used right or left handed
- 11-3/8" length



HDSCISSORS

SNP2A Angled Multipurpose Heavy-Duty Shears (Blue-Point®)

- For leather, cloth, plastic, rubber, cardboard, gasket material, rope and other materials
- Ergonomic handles can be used right or left handed; soft molded grip for comfort and control
- Blade is notched for hard wire and twine
- Locking switch ensures safety during storage
- Control switch allows blades to be held in a tighter position for easier handling
- Angled shears allow easier cutting through flat materials



SNP2A

Vinyl Cutters

YA444B Vinyl Cutter (Blue-Point®)

- Cleanly cuts plastic, rubber, vinyl, upholstery, leather, hoses and rope
- Ergonomic grip handle with safety lock
- Blade storage in handle
- Includes (3) stainless steel replacement blades (YA444B1)



YA444B

YA444B1 Replacement Blades (Blue-Point®)


- Includes (3) replacement blades and anvil for YA444B vinyl cutter

FILES

Nib Files

BF193 Nip File (Blue-Point®)

- Removes unwanted paint runs, drips and other surface imperfections
- Gently shaves run without digging into surface



BF193

Flexible Curved Tooth Files

14V 14" Curved Tooth File, 8 TPI

- 14", eight teeth per inch
- Rough cut
- Use with BF775C Handle

14V12 14" Curved Tooth File, 12 TPI

- 14", 12 teeth per inch
- Fine cut
- Use with BF775C Handle



14V

File Handles

BF775C-A Flexible File Holder (Blue-Point®)

- Light and rigid, with a large aluminum handle, adjustable turnbuckle and permanently attached strap



BF775C-A

File Handles

- Wooden, twist on handles with case hardened threaded steel inserts

GA616 Wooden Twist-On File Handle (Blue-Point®)

- For use on 10T, 10MA, 10HR and 12R files

GA618 Wooden Twist-On File Handle (Blue-Point®)

- For use on 8CT curved tooth file and 14MA and 16MA files

GA617 Wooden Twist-On File Handle (Blue-Point®)

- For use on 12MA and 12HR files



GA616

RIVETING AND NUT SETTING

Nut Setting/Thread Setting Kits

HP650 Thread Setter Kit (Blue-Point®)

- Includes a rugged thread setter tool and an assortment of SAE Klik® Poly-Nuts, including (12 ea) of 8-32, 10-24, 10-32; (8) 1/4"-20 and (6) 5/16"-18 threads
- Includes required nosepieces and mandrels for setting the above sizes
- Packaged in a storage case

HP650M Metric Thread Setter Kit (Blue-Point®)

- Metric version of the HP650 with metric Klik® Poly-Nuts, including (25 ea) 4 mm and 5 mm, (15) 6 mm and (10) 8 mm threads
- Includes a thread setter tool, required nosepieces and mandrels packaged in a storage case



HP650M



- Keep away from children
- Read safety precautions on pages W1 to W4

BODY: RIVETING AND NUT SETTING

HP300

Riveting Kits**HP300 Large Blind Rivet Kit (Blue-Point®)**

- Extra-long handled riveter
- Includes (3) nosepieces
- 21" long riveter
- Also includes a bag of 50 Klik-Split® rivets
- Reorder quantities of Klik-Split® and Klik-Fast® rivets are packaged 50 per bag

HPKL2 Plastic Rivet Kit (Blue-Point®)

- For plastic rivets that hold fascia strips, inner fenders and other plastic parts on GM®, Ford®, Chrysler® and VW® vehicles
- Includes rivet setter and (4) styles of plastic rivets: (2) 5 mm types and (2) 6.3 mm types



HPKL2

HR-26PKC Industrial Hand Rivet Tool Kit (Blue-Point®)

- Upper handle is forged Cr-Mo steel alloy
- Anti-wear design with high-strength alloy body and steel insert
- Special shock absorber on alloy body
- Auto-ejection design for quickly replacing the inside worn parts, such as jaws, by removing retaining screw
- Extra long handles 10-1/4" (260 mm) for better leverage to save hand force
- Sets 3/32", 1/8", 5/32" and 3/16" rivets
- Four interchangeable nosepieces for setting multiple rivet sizes

HR26-03 3/32" Nosepiece

- 3/32" Nosepiece

HR26-04 1/8" Nosepiece

- 1/8" Nosepiece

HR26-05 5/32" Nosepiece

- 5/32" Nosepiece

HR26-06 3/16" Nosepiece

- 3/16" Nosepiece



HPS202



HP301C



HR-26

Riveting Tools**HPS202 Rivet Tool (Blue-Point®)**

- Head swivels 360° to rivet at any angle
- Fasten metal, leather, canvas and vinyl
- Sets 3/32, 1/8, 5/32 and 3/16" rivets
- Four interchangeable nosepieces store in handle when not in use

HP301C Pneumatic/Hydraulic Rivet Tool

- Sets structural rivets, Klik-Fast® rivets from 5/32-1/4" dia. in all alloys plus Klik-Fast®/Monobolt® rivets from 3/16-1/4"
- Requires only 85-95 PSI 1/2" NPT threads
- Delivers 3,300 lb of work force at 5/8" stroke
- Includes 5/32, 3/16 and 1/4" nosepieces plus mandrel collection bottle
- Overall weight 6.6 lb

HP302C Pneumatic/Hydraulic Rivet Tool

- Smaller, lighter version of HP301C
- Sets blind rivets from 1/8-3/16" dia. in all alloys, plus 3/16" Klik-Split® and Monobolt® rivets
- Includes 1/8", 5/32", 3/16" nosepieces and mandrel collection bottle

HP30N Optional Rivet Nosepiece (Blue-Point®)

- Use with HP2 rivet tool to replace OEM welded studs on trim molding
- For rivets with 1/8" body diameter
- 7/32" head diameter

HP310 Pneumatic/Hydraulic Rivet Tool

- Sets 3/32 to 1/4" dia. rivets in all materials
- Can also set T-Rivet®/Klik-Split®, Klik-Lock® and all other structural rivets
- Includes 3/32, 1/8, 3/16, 5/32 and 1/4" nosepieces plus mandrel collection bottle

HP320 Pneumatic/Hydraulic Rivet Tool

- Sets 1/8 to 3/16" dia. rivets in all materials
- Includes: 1/8, 5/32 and 3/16" nosepieces plus mandrel collection bottle

HR-26 Industrial Hand Rivet Tool

- Forged Cr-Mo steel alloy upper handle
- Handle strength alloy body with steel insert design and anti-wearing design
- Special shock absorber on alloy body
- Auto-ejection design for quickly replacing the inside worn parts, such as jaws, by removing retaining screw
- Extra long handles 10-1/4" (260 mm) for better leverage to save hand force
- Sets 3/32, 1/8, 5/32, and 3/16 rivets
- Four interchangeable nosepieces for setting multiple rivet sizes

HR26-03 3/32" Nosepiece

- 3/32" Nosepiece

HR26-04 1/8" Nosepiece

- 1/8" Nosepiece

HR26-05 5/32" Nosepiece

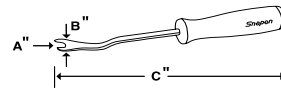
- 5/32" Nosepiece

HR26-06 3/16" Nosepiece

- 3/16" Nosepiece

Soft Grip Trim Pad Tools

- Remove fasteners that secure door panels and trim pieces without damage to panel or trim
- Soft grip handles with contour thumb stop
- Distinct pivot point is designed for appropriate leverage and to discourage twisting that may damage panel or trim piece



Set Contains:
ASG103BR
ASG103BO
ASG103BG

Stock No.	Color	A Opening Size, inches	B Blade Width, inches	C Overall Length, inches			
ASG185BR	Red	7/32	9/16	10	•		
ASG185BO	Orange	7/32	9/16	10		•	
ASG185BG	Green	7/32	9/16	10			•
ASG186BR	Red	3/8	13/16	10	•		
ASG186BO	Orange	3/8	13/16	10		•	
ASG186BG	Green	3/8	13/16	10			•
ASG187BR	Red	3/8	13/16	20	•		
ASG187BO	Orange	3/8	13/16	20		•	
ASG187BG	Green	3/8	13/16	20			•
ASG188BR	Red	7/16	13/16	10			
ASG189BR	Red	7/16	13/16	20			
ASG190BR	Red	3/8	13/16	20			

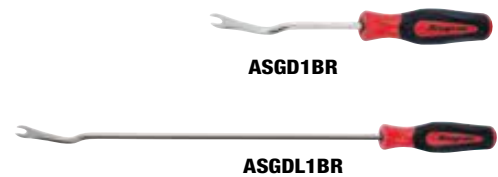


Soft Grip Dished Trim Pad Tools

- Smooth dish profile and wide gap to fit vehicles utilizing conical x-mass style retainers for quick removal without damage
- Dished blade for better door panel clip and retainer contact
- Soft grip handle for comfort and control
- Chrome finish helps prevent corrosion and facilitates cleanup
- Applications: Ford®, GM®, Toyota® vehicles and more

Set Contains:
ASGD102BR

Stock No.	A Opening Size, inches	B Blade Width, inches	C Overall Length, inches	
ASGD1BR	7/16	13/16	10	•
ASGDL1BR	7/16	13/16	20	•



Soft Grip Non-Marring Trim Pad Tools

- Separate tool for both the small and standard fasteners
- 90° bend provides increased leverage
- Vinyl dip on the 90° portion of the tool helps reduce damage to the vehicle
- Nickel-chrome finish blade
- Instinct® handle provides maximum turning power and greater comfort

Set Contains:
ASGP102BR
ASGP102BO
ASGP102BG

Stock No.	Color	A Opening Size, inches	B Blade Width, inches	C Overall Length, inches			
ASGP1BR	Red	3/8	7/8	10	•		
ASGP1BO	Orange	3/8	7/8	10		•	
ASGP1BG	Green	3/8	7/8	10			•
ASGP2BR	Red	7/32	9/16	9	•		
ASGP2BO	Orange	7/32	9/16	9		•	
ASGP2BG	Green	7/32	9/16	9			•



- Plastic handle does not protect against shock
- Read safety precautions on pages W1 to W4

BODY: DOOR TOOLS



DPT7A



A159

A161B



A177A

A179A



A181

S9538A



S6103A

S9614A

Door Handle/Trim Pad/Trim Nuts

DPT7A 7 pc Door Tool Set

- Includes the seven most needed tools for removing or replacing door trim, trim pads and handles
- Includes storage tray

A159 Door Handle Tool

- For most GM® cars, trucks (except Cadillac®) and some Ford® cars
- Plastic dipped offset handle
- 10-7/8" long

A161B Trim Pad Remover

- For GM®, Ford® and Chrysler® vehicles and most imported vehicles
- Features a screwdriver type handle
- 7-3/4" long

A161BO Trim Pad Remover

- For GM®, Ford® and Chrysler® vehicles
- Features a 7-3/4" long screwdriver type handle

A177A Trim Pad Remover

- For most GM®, Ford® and Chrysler® vehicles and most imported vehicles
- Features a 7-1/2" screwdriver-type handle

A177AO Trim Pad Remover

- For most GM®, Ford® and Chrysler® vehicles and most imported vehicles
- Features a 7-1/2" screwdriver-type handle
- Same design as A161B except for different applications

A179A Trim Pad Remover

- For all GM® door trim panels
- Curved blade helps remove plastic clips and nail type clips without damage to either the clips or the trim

A181 Trim Pad Remover

- Services plastic trim fasteners on Honda®, Toyota®, Acura®, Hyundai® and some Ford® trucks
- Similar in design to A161B
- 7-1/2" long
- Not included in DPT7A set

S9538A Door Handle Tool

- For most late model Chrysler® vehicles
- Hook end is designed for use on older style handles

S6103A Door Trim Palnut Driver

- For Ford® and GM® vehicles
- For easy servicing of 3/8" internal hex trim nuts used on door trim panels and molding
- 1/4" drive, 1-7/8" long overall

S9614A Trim Nut Driver

- For GM® vehicles
- Similar to S6103A but is for use with 5/16" internal hex trim nuts
- 1/4" drive, 1-7/8" long overall

Upholstery and Trim Tools

- Remove door and trim panels quickly without damage
- Wide blades on door tools reduce risk of damage during panel removal
- Stainless steel blades are heat treated for rigidity
- Comfortable composite handles feature a contour thumb stop for maximum control



UTS105A

Set Contains:

UTS105A

Stock No.	Description	Blade Width, inches (mm)	Overall Length, inches (mm)	
UTV614A	V Double Step Blade Door Panel Tool (Blue-Point®)	1-1/4 (31.8)	9-1/8 (231.8)	•
UTV615A	U Blade Door Panel Tool (Blue-Point®)	1-1/4 (31.8)	9-1/8 (231.8)	•
UTV616A	U Blade Mini Trim Panel Tool (Blue-Point®)	1/2 (12.7)	9 (228.6)	•
UTV617A	V Blade Mini Trim Panel Tool (Blue-Point®)	1/2 (12.7)	9 (228.6)	•
UTV618A	Reverse "U" Blade Door Panel Tool (Blue-Point®)	1-1/4 (31.8)	10 (254)	•



YA610A



YA1201

YA214

Specialty Door Tools

YA610A Lock Opening Reforming Tool (Blue-Point®)

- Reforms damaged lock openings to original contour on GM®, Ford®, Chrysler® and most import cars

YA1201 Door Panel Remover (Blue-Point®)

- For GM® and Ford® vehicles
- Designed to prevent plastic barbed fasteners from being pulled through the panel

YA214 Door Hinge Adjuster (Blue-Point®)

- Adjusts door hinge position on most vehicles
- Works on either bolted or welded hinges
- Two-headed pin adaptor allows adjustment on doors with both small and large latches
- 24" overall length

Door Hinge Tools

Stock No.	Description (Chart)	Size	Hex Size	Length
BMAS60	Triple Square Bit	6 mm	5/16"	13/16"
BMAS80	Triple Square Bit	8 mm	5/16"	13/16"
BMAS100	Triple Square Bit	10 mm	5/16"	13/16"
BMAS120	Triple Square Bit	12 mm	5/16"	13/16"
SDMTAS30	TORX® Bit	T30	5/16	13/16"
SDMTAS40	TORX® Bit	T40	5/16	13/16"
SDMTAS45	TORX® Bit	T45	5/16	13/16"



DHS108 † 8 pc Automotive Door Hinge Removal Set (Blue-Point®)

- Door hinge applications include VW®, Audi®, Jeep® Cherokee® (1997 and 1998) and early model Ford® Escort®
- Various applications on Audi®, VW®, and Mercedes® vehicles plus Mercedes rear toe adjustment and head bolts on some early models
- Set includes DHW1 ratcheting bit wrench, BMAS60 through BMAS120 triple square sockets (6–12 mm) and SDMTAS30 through SDMTAS45 TORX® sockets (T30–T45)
- Plastic storage pouch and bit holder included EU GB

DHW1 † 5/16" Hex Drive Reversible Ratcheting Bit Wrench (Blue-Point®)

- Overall length: 10-3/4" (273 mm)
- Low head clearance for access to tight spots
- Internal ring in square drive provides more secure bit retention than magnetic models
- Knurled wheel for fingertip control
- Reverse lever positioned for one-hand operation

YA6620 Door Hinge Bushing Installer for GM® Vehicles (Blue-Point®)

- Use on GM® vehicles with replaceable silicon bronze door hinge bushings
- Tool provides easy access to restricted areas of the hinge
- Accurately guides and holds the bushing in place while tapping with a hammer or squeezing with pliers
- Applications: Chevrolet® S10 and Sonoma (1982–2004), 1/2 and 3/4 ton trucks (1980–1999), one ton trucks (1980–2001), Blazer® (1980–2005), Suburban® (1980 and later), Tahoe® (1980 and later), Astro® and Express (1980 and later) and Avalanche® (2002 and later)



LPK620



YA511



YA501F



BF272



LOS145C



YA520A

Lock Picks/Lockout Tools

LPK620 Master Lock (Blue-Point®)

- 37 pc set includes 6 pc import rocker pick set, 12 pc pick set for GM® vehicles, 5 pc Ford® automotive rocker lock pick set, 6 pc Chrysler® lock pick set, 6 pc set for wafer locks on import vehicles, harpoon pick for removing broken keys, tweezer type universal lock turning wrench and a gas cap pick tool

YA511 Lockout Tool Set (Blue-Point®)

- Includes (17) specialized tools for unlocking car, van and truck locks
- Includes many of the components of the YA501E set plus additional service components
- Includes a penlight and instruction manual in a kit bag

YA501F Lockout Tool Set (Blue-Point®)

- Includes (15) specialized tools for unlocking car, van and truck locks
- Includes J-tool for Japanese vehicles, as well as GM® tool to service Caprice®, Buick® and Oldsmobile® vehicles
- Included Chrysler® tool also services Toyota® Camry® vehicles
- Includes a BF272 Inflatable Wedge and an instruction manual

BF272 Inflatable Wedge (Blue-Point®)

- Offers safe entry in a lock-out situation without damage to the body finish
- Slip the deflated unit between door frame and body, inflate wedge by slowly applying pumping pressure to pull the door away from vehicle body
- Can also be used to gain entry by separating the weather stripping from the vehicle window or to adjust body panels

YA520A Easy Access Door Unlocking Kit (Blue-Point®)

- Includes (2) plastic wedges to create a gap between door and frame, (1) 54" whale tip, easy-access jim to reach inside door handles and (1) plastic slim jim for use on doorknobs
- New whale tip design places more of the working tip on the lock surface, grabbing and catching the lock more securely

LOS145C Multi-Piece Lockout Kit (Blue-Point®)

- No danger of airbag activation or disconnected door linkages
- Actuate the door handle, manual lock button, or electric lock button on 98% of all cars and trucks
- Set includes three piece door unlocking tool that screws together with a connector sleeve for easy assembly and storage. Kit also includes plastic slim jim, two (2) plastic wedges to create a gap between door and frame without damaging door or weather stripping and BF272 Inflatable Wedge
- Use the BF272 to easily separate door from body without damage to the vehicle
- Handle end can be used to enter through the wedged window and grab the lift button
- Plastic tips on whale tip ends can be removed for certain custom grip applications
- For sale to registered locksmiths, police and bonafide repair professionals only



- Do not use "cheater bars" on handles
- Plastic handle does not protect against shock
- † These products can expose you to chemicals which are known to the state of California to cause cancer and reproductive harm. See pages 906-907 for details.
- Read safety precautions on pages W1 to W4

BODY: DOOR TOOLS/SPECIALTY TOOLS



YA335



YA336

Body Clip Tools

YA335 ‡ Body Clip Pliers (Blue-Point®)

- Steel levers enclosed in PMS plastic to prevent scratches
- Tips have a specified angle and size that deliver the most versatile clip tool on the market
- Eliminates need to buy multiple sets of trim clip pliers for different applications
- Specially designed and patented pliers will remove any clip found on trim and bumpers

YA336 ‡ Body Clip Pliers (Blue-Point®)

- Will remove almost any clip type from trim and bumpers
- Ergonomic tool with special angled tips for access to tight spaces
- Steel levers are encased in glass-filled nylon for lightweight comfort
- 9" long; 1-1/2" jaw length




BF801A



BF802A



BF803



BF200

Suction Cups

BF801A Heavy-Duty Suction Cup Tool (Blue-Point®)

- Use for pulling out dents or handling glass
- Handle increases pulling power
- 5" suction cup

BF802A Heavy-Duty Dual Suction Cup Tool (Blue-Point®)

- Use for pulling more stubborn dents or lifting larger materials
- Handle has room for two hands
- Trigger releases both 4" cups simultaneously

BF803 Suction Cup (Blue-Point®)

- Two finger grips for easy lifting, two projecting tabs for quick-release
- 3-1/4" dia

Picks/Rods

BF200 Pull Rod Set (Blue-Point®)

- Drill 9/64" holes and pull metal to shape
- Includes (4) pull rods, (2) pick pulls, a straight edge and a drill bit
- Rods lift metal without distortion
- No need to remove upholstery

BODY: WINDOW AND WINDSHIELD



GA243



YA109C



WK100



WK200



A192



YA208A



S9610

Window and Windshield Removal Tools

GA243 Molding Release Tool (Blue-Point®)

- Use to remove window and windshield moldings on cemented glass

YA109C Windshield Removal Tool (Blue-Point®)

- Steel cable pull handle
- Replaceable steel cutting blades can be resharpened
- For GM®, Chrysler® vehicles and other cars with windshields set in place with sealant

YA109C2 Replacement Handle for YA109C (Blue-Point®)

YA109C4 6 Pack Carbon Blades (Blue-Point®)

- Replaceable steel cutting blades can be resharpened

WK100 ‡ Windshield Knife (Blue-Point®)

- Cuts hardened urethane down to the dash
- Flush blade retention screw helps prevent damage to the dash and moldings
- Rigid aluminum shaft will not flex
- Long 18" length provides cutting leverage and reach
- Cushion-grip handle for extra comfort
- Includes (1) blade
- Uses YA1860 replacement blades

WK200 ‡ 24" Windshield Knife (Blue-Point®)

- Cuts hardened urethane down to the dash
- Flush blade retention screw helps prevent damage to the dash and moldings
- Rigid aluminum shaft will not flex
- Long 18" length provides cutting leverage and reach
- Cushion-grip handle for extra comfort
- Includes (1) blade
- Uses YA1860 replacement blades

YA208A Windshield Locking Strip Installation Tool (Blue-Point®)

- Wedge openings in two widths make short work of installing nearly all locking strips
- Includes special tip for Dodge® truck applications
- 4" contoured handle and 4" metal shank

A192 Windshield Wiper Arm Removal Tool

- Easily removes wiper arms on most vehicles
- Both wide and narrow prying ends
- Not for use on wiper arms bolted to the shaft

S9610 Window Sash Nut Spanner Socket

- 3/8" drive; 15/32" long
- For GM® and Chrysler® cars and light trucks

BODY: WINDOW AND WINDSHIELD



YA5200A



WSC2



YA6390

Window Scrapers

YA5200A 11" Razor Blade Scraper (Blue-Point®)

- Unique shape fits into tight spots such as the area between dash and windshield
- Uses any standard, single-edge razor blade
- Storage for extra blades in screwdriver handle
- 11" long

WSC2 ‡ 8" Plastic Blade Windshield Scraper (Blue-Point®)

- Scrapes windows, windshields and more
- Includes a plastic blade, or use any standard, single-edge razor blade
- 8" long tool folds to only 4-5/8"

Window Holder

YA6390 Window Holder (Blue-Point®)

- Holds side window glass up when working on the regulator
- Suction cups are attached to both sides of the glass with a cable over the door frame, preventing the glass from falling down the door

BODY: SPECIALTY TOOLS

Bumper Cover Paint Stands

BFS1000B Bumper Cover Painting Stand

- Stand holds the bumper cover securely for painting
- Five different locking positions on the stand and full 90° rotation provide maximum versatility
- Lightweight at 23 lb and compact to store
- Casters provide full mobility



BFS1000B

NYZ7007HD

Mastic Removal Tools

NYZ7007HD Manual Mastic Removal Kit

- Hand kit is ideal for aviation, automotive and industrial use, especially for delicate jobs and limited access scraping applications
- Blades are sharpened with sandpaper, small stone or optional pneumatic sharpener
- Kit includes (6) 1" blades, (6) 1/2" blades, (3) 1/4" blades and an ergonomic rubber handle

NYZ7026EH Blade Holder

- Vulcanized rubber padded blade holder, works exclusively with blades
- Fits comfortably in the user's hand, reduces operator fatigue and helps to prevent injury

BODY: ANTENNA/MIRROR

Mirror and Radio Trim Sockets

YA7575 Radio Removal Tool for Ford® Vehicles (Blue-Point®)

- Insert tool components into holes on the radio faceplate to release the retaining clips on the radio
- Same as Ford® No. T87P-19061-A
- Radio removal tool

S8703 Remote Control Mirror Socket

- Hollow socket clears adjustment lever; two-prong socket has a 3/8" square drive
- 19/32" dia. on drive end; 21/32" dia. on socket end
- 2-1/16" long
- Nickel-chrome finish
- Services many Ford® and VW® vehicles

S9605B Radio Trim Nut Socket

- Similar in appearance and function to S8703



YA7575

S8703

S9605B

Antenna Nut Sockets

S6166 Antenna Nut Socket

- Three-prong socket with 11/16" external hex
- 3/4" dia., 1-1/2" long
- Services 1987-later Chrysler® vehicles

2160ANT Antenna Wrench (Blue-Point®)

- Four configurations will fit most antenna bezel nuts on US and import vehicles
- 10 mm opening for removing mast-type antennas
- Measures 7-1/4 x 1-1/2 x 1/8"
- Anodized finish



S6166

2160ANT



- Do not use "cheater bars" on handles
- Do not use chrome or industrial finish hand tools with impact drivers
- ‡These products can expose you to chemicals which are known to the state of California to cause cancer and reproductive harm. See pages 906-907 for details.
- Read safety precautions on pages W1 to W4

BODY: GENERAL SERVICE TOOLS



SWDK4

Spot Weld Cutters

SWDK4 4 pc Spot Weld Cutter Set (Blue-Point®)

- Patented self-centering tip design prevents walking
- Operates at speeds up to 2,000 RPM
- Much faster than hole saw cutters
- Leaves a clean hole with minimal need for grinding

SWDK412 1/2" Spot Weld Cutter (Blue-Point®)

SWDK414 1/4" Spot Weld Cutter (Blue-Point®)

SWDK438 3/8" Spot Weld Cutter (Blue-Point®)

SWDK4516 5/16" Spot Weld Cutter (Blue-Point®)



BFLIGHT1500A

Infrared Curing Light

BFLIGHT1500A Infrared Curing Lamp (120 V AC)

- Use to cure paint, primer, body filler, bonding adhesive and plastic repair products
- Adjustable lamp height and pivot
- Four swivel casters for easy maneuverability
- UL® listed
- All metal construction
- Cure times at 18" from surface
 - 10 minutes: 2K primers, waterborne base coat, filler/stoppers
 - 15 minutes: 2K plastic repair, plastic body fillers, acrylic enamels
 - 30 minutes: 2K top coats, high build primers, structural adhesives, synthetic enamels, high solids clear
 - 35 minutes: polyurethane



ET1400

Heat Gun

ET1400 Heat Gun

- Variable temperature selection
- UL® listed
- Up to 1,050 °F with three-way switch
- 3" (75 mm) spreader directs air over a wide area for window tinting, drying compounds, removing graphic films, etc.
- 1-1/2" (39 mm) reflector circulates hot air for even heating to shrink tubing and form plastic
- Variable temperature dial offers versatile 140–1,050° output for use in a wide variety of applications and materials
- Reinforced heating element outperforms and outlasts traditional elements. Soft grip handle provides comfortable long-term operation, and helps reduce hand and wrist fatigue
- Three-stage airflow includes two airflow settings with heat and the selectable cool air stage for maximum user control
- 6' industrial grade rubber cord will not crack due to age or cold temperature
- Two Year Warranty

HEADLAMP AIMING



HE52B

Headlamp Spring Tools

HE52B Headlamp Spring Tool

- For servicing alignment springs
- Consists of a 3/16" dia. shank anchored in a screwdriver style handle
- 7" long



RBYP445

Headlamp Adjusters

RBYP445 † 4–4.5 mm Ratcheting Headlight Wrench (Blue-Point®)

- 8" overall length allows access to headlight adjustment screws
- Applications work on most late-model Ford® vehicles with 4 mm and 4.5 mm adjusters (found on aerodynamic designs) and headlights with rear mount adjusters

PAINT SPRAY: SPRAY GUNS



BLP13HVLP



BLP14HVLP



BLP15HVLP



BLP18HVLP



BLP10MHVLP

A new generation of Blue-Point® spray guns for primer, base and clear coat. Designed for the automotive refinishing painter. Lightweight and well-balanced, while delivering a quality, first-class automotive finish.

Lowest trigger pull among guns in their class. Unmatched spray pattern size and quality repair kits. Optional interchangeable 125 cc aluminum cups are available. Full one-year warranty.

Full Size, HVLP

Stock No.	Fluid Tip, mm	Air Consumption, SCFM	Max. Inlet HVLP PSI (bar, kPa)	Dry Weight Without Cup, oz (grams)	Air Inlet Thread Size, NPSM	Cup Size, cc	Application
BLP13HVLP	1.3	9.5	29 (2.0, 200)	12.6 (359)	1/4"	600	High Solids, Colors and Clears
BLP14HVLP	1.4	9.5	29 (2.0, 200)	12.6 (359)	1/4"	600	High Solids, Colors and Clears
BLP15HVLP	1.5	9.5	29 (2.0, 200)	12.6 (359)	1/4"	600	Medium Solids, Colors and Clears
BLP18HVLP	1.8	9.5	29 (2.0, 200)	12.6 (359)	1/4"	600	Primer, High Viscosity Materials
BLP10MHVLP	1.0	7.0	29 (20, 200)	11.4 (322)	1/4"	125	Primer, Base and Clear

Full Size, Conventional

Stock No.	Fluid Tip, mm	Air Consumption, SCFM	Max. Inlet HVLP PSI (bar, kPa)	Dry Weight Without Cup, oz (grams)	Air Inlet Thread Size, NPSM	Cup Size, cc	Application
BLP14CONV	1.4	9.5	—	12.6 (359)	1.4"	600	All Automotive Colors and Clears



BLP14CONV

Economy, HVLP

Stock No.	Fluid Tip, mm	Air Consumption, SCFM	Air Inlet Thread Size, NPSM	Air Pressure Range, PSI	Fluid (water) Delivery	Cup Size, cc
BLPK14HVLP	1.4	14.5	1/4"	30–43	190–250 mL/min	600



BLPK14HVLP

SPRAY GUN ACCESSORIES



BF7130



Air/Fluid Hoses

BF7220 Fluid Hose

- 25' x 3/8" I.D. Fluid Hose with 3/8" FPT connectors

BF7130 Air/Fluid Hose Kit

- 6' hose kit for the BF652 pressure cup
- Kit includes 5/16" I.D. air hose with 1/4" FPT connectors and 1/4" I.D. fluid hose with 3/8" FPT connectors



BF16111

Air Caps and Service Kits

BF16111 Air Cap

- General duty cap (red ring)



BF755

Gravity Feed Cups

BF755 Aluminum Gravity Feed Cup

- 34 oz (1 Liter) capacity aluminum gravity feed cup
- Use with all Snap-on® HVLP gravity feed spray guns and BF814 non-HVLP gravity feed spray gun

PAINT SPRAY: SPRAY GUN ACCESSORIES

Air Pressure Regulators

BF1410 Air Pressure Regulator

- Small, lightweight, true diaphragm mini regulator attaches to any spray gun (including HVLP models) for accurate air pressure regulation
- Push/Pull lock pressure setting
- Features easy-to-read 0–160 PSI gauge
- Capacity of 22 CFM (158 SCFM) [623 L/min]

YA999 Air/Water Separator (Blue-Point®)

- Separates water from compressed air
- Includes drain valve for periodic draining
- 3-1/2" in length, 1-1/2" dia



YA999



BF1410



- Do not remove or bypass the grounding prong on any electrical plug
- Use in well ventilated areas
- †These products can expose you to chemicals which are known to the state of California to cause cancer and reproductive harm. See pages 906-907 for details.
- Read safety precautions on pages W1 to W4

PAINT SPRAY: SPRAY GUN ACCESSORIES



BF520A



BF521A



BF530A



BF540A



Air Filters/Air Control Units

BF520A Air Filter

- Reusable edge type 5 micron filter element
- Highly effective at removing water, oil and other contamination
- Air Inlet: 1/2" FPT; Air Outlets: 3/8" FPT and 1/4" FPT (plugged)
- Filter capacity: 75 CFM

BF521A Air Control Unit

- Includes regulator with 160 PSI inverted gauge and air cock
- Two regulated outlets
- One filtered main line outlet
- Air Inlet: 1/2" NPT(f). Filter Capacity: 75 CFM
- Regulator capacity: 50 CFM

BF530A Air Filter

- Reusable edge type 5 micron filter element
- Highly effective at removing water, oil and other contamination
- Air Inlet: 1/2" FPT Air Outlet: two outlets @ 3/8" FPT
- Filter Capacity: 120 CFM

BF540A Mechanic's Air Filter

- Portable, mounts easily anywhere
- Designed for use with quick couplers
- Air Inlet: 1/4" FPT; Air Outlets: 1/4" FPT and 1/4" FPT (plugged)
- Filter capacity: 75 CFM



BF1210



BF525



BF550



BF555



BF7000

Air Valves/Air Regulators

BF1210 Green Zone Air Regulator

- Reads both inlet pressure and air cap pressures

BF525 Air Pressure Regulator

- Two regulated outlets
- Includes 160 PSI air gauge and air cock (1/4" MPT)
- Capacity: 50 CFM

BF550 Air Adjusting Valve

- Precision-tapered valve
- Full open to close with approximately four turns; infinitely adjustable
- Large, easy-to-handle inlet: 1/4" MPT; air outlet: 1/4" FPT (swivel nut)

BF555 Air Adjusting Valve with Gauge

- Designed for use with HVLP spray guns
- Includes a 160 PSI pressure gauge
- Air inlet: 1/4" MPT; air outlet: 1/4" FPT (swivel nut)

BF7000 Disposable InLine Filter

- Disposable filter removes contaminants that condense in the air hose between wall-mounted filter and spray gun
- Reduces paint defects
- Easy installation
- Card of two filters



AHCC90C

High-Volume Hose Connectors

AHCC90C ‡ Female Quick Coupler (Blue-Point®)

- High-volume 1/4"
- Designed to deliver high volumes of air to spray guns and air tools

AHCC91C ‡ Quick Coupler (Blue-Point®)

- High-volume 1/4" male quick coupler
- Designed to deliver high volumes of air to spray guns and air tools

AHCC97C ‡ Impact Wrench Adaptor (Blue-Point®)

- Use with AHCC98C high-flow coupler to improve low-pressure performance of 1/2" drive impact wrenches and other high air consumption tools



BF9893



MRB20

Paint Gun Hooks/holders

BF9893 Spray Gun Holder

- Stand holds up to three gravity feed paint spray guns at one time for refilling
- Adjustable strainer holder
- Steel construction

MRB20 Magnetic Paint Gun Hook (Blue-Point®)

- Eliminates having to drill holes in the paint booth to hang a paint gun

BF180B Air Compressor

- Portable 1/10 HP oil-less diaphragm type compressor features internal bleed
- Compact, lightweight and quiet
- Maximum running pressure of 33 PSI 115 V, 60 Hz, 2.5 A



BF180B

BF170A Airbrush Set

- Dual action, internal mix, bottom feed airbrush
- Single needle/nozzle design sprays a variety of reduced acrylics, enamels, lacquers, glazes and airbrush-ready paints
- Excellent choice for multiple applications
- Includes: airbrush, mixing jars, air hose, color cup, extra needle and instruction manual



BF170A

BF360 Airbrush Set

- Rotating paint reservoir allows gravity or bottom feed
- Engineered to require only one size tip, regulator and needle for application of any properly reduced medium including acrylics gouache, inks, dyes, enamels, lacquers and stains
- Includes: airbrush two 2 oz jars, one 3/4 oz jar, 6' braided hose, extra needle and tip plus foam lined storage case



BF360

BF171 Airbrush Set

- Single action, external mix, bottom feed airbrush
- Air and paint mix outside the airbrush, creating a larger, coarser dot pattern while providing a heavier spray volume
- For base coating, touch-up projects and automotive painters
- Sprays higher viscosity materials like glazes, stains, enamels and lacquers
- Includes: airbrush, mixing jars, air hose and instructions



BF171

BF175TA Airbrush Set

- Dual action, internal mix, bottom feed airbrush
- Choice of fine, medium or heavy needle/heads
- Sprays a wide range of properly reduced acrylics, enamels, lacquers, glazes and airbrush ready paints
- Includes: airbrush, mixing jars, air hose, color cup, extra tip, spray regulator, needle and instruction manual in a storage case



BF175TA

BF105 Gravity Feed Airbrush Set

- Ideal for graphic arts and automotive illustration
- Dual-action, internal-mix, gravity-feed airbrush for professional results
- Precise performance for tight line detail
- Ergonomically balanced for hours of comfortable spraying
- Single-needle, single-tip configuration
- 1/3 oz permanently mounted color cup
- Sprays any properly reduced paints
- Operates with lower pressure
- 10-15 PSI
- Optional needle, regulator and tip available for a finer spray



BF105

PAINT SPRAY: PAINT GUN CLEANERS/SAFETY EQUIPMENT

Cabinet-Style Paint Gun Cleaner

PGC500A Paint Gun Cleaner

- Cleans paint guns in less than two minutes
- Meets SCAQMD air quality rule 1171
- Air safety switch on lid
- Features a high-torque rotary vane air motor that requires only 7 CFM at 60 PSI
- Regulator and gauge are included
- Seal-less magnetic drive pump supplies powerful cleaning action, no seals to wear out or replace
- Sprays solvent at 85 PSI
- Reduces solvent consumption up to 90%
- Measures 30" H, 26" L and 24" W in the top



PGC500A



- Do not remove or bypass the grounding prong on any electrical plug
- Use in well ventilated area
- †These products can expose you to chemicals which are known to the state of California to cause cancer and reproductive harm. See pages 906-907 for details.
- Read safety precautions on pages W1 to W4

PAINT SPRAY: PAINT GUN CLEANERS/SAFETY EQUIPMENT



YA7327



YA7329



BFCB101



EQFSC45M

Paint Gun Cleaning Brushes

YA7327 Paint Gun Cleaning Brush (Set of 5) (Blue-Point®)

- For external paint guns
- Can be used with commonly used cleaning solvents (do not use with solvents marked corrosive)
- Nylon bristles
- 7-1/2" L

YA7329 Paint Gun Cleaning Brush (Set of 5) (Blue-Point®)

- Similar to YA7327 but designed for fluid tip paint guns
- 7-3/4" L

BFCB101 Paint Gun Cleaning Brush Kit

- General-purpose spray gun cleaning kit
- Includes 7 pc. stainless steel needle set with handle, 5 pc. precision mini-twisted brush set, 3/8" pick-up tube brush (12" L), 3/16" nylon end brush, 1/2" nylon body cavity brush, nylon bristle exterior body brush and 1/4" nylon HVLP brush

Flammables Storage Cabinet

EQFSC45M Flammables Storage Cabinet

- Standard Doors
- 16-gauge walls with full 2" air walls. 45-gallon capacity with 5-gallon spill pan
- Removable fork lift channels for convenient movement and placement of cabinet
- Complies with OSHA #29 CFR 1910, NFPA Code #30 and UFC Code #79
- Spill containment exceeds 5-gallon EPA requirement

Stock No.	Outside Height	Outside Width	Outside Depth	Inside Height	Inside Width	Inside Depth
EQFSC45M	65"	43"	18"	60"	40"	15"

PORTABLE PRESSURE BLAST SYSTEMS



YA432

Gravity-Fed Portable Pressure Blast Systems

YA432 Gravity-Fed Siphon Sandblast System

- Portable design is ideal for quick spot cleanups or larger jobs such as body and frame restorations
- Capacity: 40 lb of abrasive
- Hose length 10' with 5/16" nozzle
- Requires 10-18 CFM at 100 PSI

ABRASIVE BLAST SYSTEMS: PORTABLE PRESSURE BLAST SYSTEMS



YA441



YA448

Air-Powered Portable Pressure Blast Systems

YA441 Pressure Blast System

- For cleaning jobs on large surface areas
- Cleans a variety of materials such as concrete, stone, brick and steel
- Unit has a convenient remote control shut down at nozzle handle
- Hose length 25', with 1/4" nozzle
- Capacity: 250 lb of abrasive
- Requires 80 CFM at 100 PSI

YA448 Pressure Blaster System

- For cleaning jobs where a minimal capacity of media is required
- Cleans a variety of materials such as concrete, stone, brick and steel
- Media is controlled by stainless steel ball valve at nozzle handle
- Capacity: 40 lb of abrasive
- Requires 21 CFM at 100 PSI
- Hose length 8' with 1/8" nozzle

YA449A Pressure Blast System (Not Shown)

- Cleans a variety of materials such as concrete, stone, brick and steel
- Media is controlled by stainless steel ball valve at nozzle handle
- Capacity: 100 lb of abrasive
- Requires 21 CFM at 100 PSI
- Hose length 10' with 1/8" nozzle

ABRASIVE BLAST SYSTEMS: CABINET-TYPE

Snap-on® abrasive blast systems effectively clean metal parts right down to the bare substrate. The applications vary from automotive, manufacturing, restoration to tool

and die shops, marine repair and electric motor rebuilders. Cabinet sizes vary from medium sized to larger pressure-fed systems.

Cabinet-Type Abrasive Blast Systems

- Features a clamshell lid to assist in loading heavy parts (except for YA3626)
- Side door for loading smaller parts
- Variable-output blast gun with trigger-style control
- High-efficiency dust collection system
- Provides the user excellent visibility during blasting
- Separates dust from usable media, minimizing waste
- Lower noise output
- Heavy-duty steel grating in the work area for heavier parts
- Dual fluorescent lights in the work area for increased visibility
- Includes 25 lb of glass bead abrasive (except YA3626)



YA3825



YA3626



YA4826PA

Specifications	YA3825*	YA3626*	YA4826PA
Inside Dimensions, inches	37-1/2 W x 26 D x 16-24 H	35-1/2 W x 23-1/2 D x 16-23 H	48 W x 24 D x 14-23 H
Side Door Dimensions, inches	17-1/2 W x 12 H	18 W x 12 H	19 W x 13 H
Top Opening Dimensions, inches	37-1/2 W x 25 H	37 W x 14 H	48 W x 24 H
Overall Dimensions, inches	38 W x 26 D x 70 H	36 W x 24 D x 58 H	52 W x 25 D x 60 H
Dust Collection Size in CFM	205	100	160
Electrical Requirements	120 V AC, 60 Hz	120 V AC, 60 Hz	120 V AC, 60 Hz
European Models	YAH3825EUR	—	—

NOTE: European model is 230V AC, 50/60 Hz, Single Phase.

*Blue-Point®

Colors Available



* ADD SUFFIX TO STOCK NUMBER FOR SPECIAL COLORS

Industrial Style Blast Cabinets

- Dust collection system provides user with excellent visibility and features polysateen bags to capture dust and debris
- Dual fluorescent lights in work area for increased visibility
- Heavy-duty steel grating in work area to support heavier parts



YA4224



YA435



YA437

Stock No.	Inside Dimensions, inches	Dust Collection Size in CFM	Side Door Dimensions, inches	Top Opening Dimensions, inches	Overall Dimensions, inches	Air Supply Required	Electrical Requirements	European Models (230 V AC, 50 Hz)
YA4224	41 W x 23 D x 29 H	205	18 W x 17 H	39-1/2 W x 12 H	43 W x 24 D x 73 H	25 CFM at 100 PSI	120 V AC, 60 Hz	YAH4224EUR
YA435	40 W x 26 D x 15-23 H	270	17 W x 13 H	39 W x 24 H	40 W x 27 D x 66 H	18 CFM at 100 PSI	120 V AC, 60 Hz	YAH435-EUR
YA437	42-1/2 W x 44 D x 33 H	405	42 W x 35 H	—	44 W x 44 D x 78 H	25 CFM at 100 PSI	120 V AC, 60 Hz	YAH437-EUR

NOTE: European models are 230 V AC, 50/60 Hz, single phase.

CE

TECHNICAL SUPPORT: 1-800-253-3661

YA4224 Abrasive Blast Cabinet with Foot Control

- Right hand door for smaller parts and top-opening lid for larger parts
- Foot pedal control for media delivery reduces operator fatigue

YA435 Abrasive Blast Cabinet

- Right hand door for smaller parts and full front opening door for larger parts
- Variable output blast gun with trigger style control

YA437 Large Abrasive Blast Cabinet with Foot Control

- Features a turntable to assist in cleaning larger or multiple parts easily
- Right and left hand doors allow access to turntable
- Foot pedal control for media delivery reduces operator fatigue



- Do not direct air or fluid stream at body
- Use in well ventilated area
- Do not expose solvent to flames, sparks or other source of ignition
- Read safety precaution on pages W1 to W4

SANDBLASTERS



PSB500AR

Small Sandblasters

PSB500AR Portable Sandblasting Gun

- For cleaning small areas quickly
- Lightweight aluminum construction
- Flat base provides an upright resting position
- Media capacity 4 lb
- Requires 5-12 CFM at 100 PSI



YA428A

Vacuum Sandblasters

YA428A Vacuum Sandblaster

- Quickly blasts away rust, dirt and paint
- Features a vacuum recovery system at the blast nozzle to eliminate mess
- Media is recycled for continuous use
- Dust is captured in the container for easy disposal
- Wheels and casters improve mobility
- Vacuum recovery system 90 CFM
- Measures 49 x 18 x 18-1/2"
- Requires 14 CFM at 100 PSI and 120 V AC 60 Hz
- European model: YAH428AEUR 230 V AC 50/60 Hz



SODABLAST

Blast System Accessories

SODABLAST 2 pk Soda Blast Media

- Sodium Bicarbonate, NaHCO₂, pH 8.6
- Gently cleans surfaces without prewash
- Water soluble, non-toxic and non-hazardous degreasing
- Strips paint without damaging surrounding surface and leaves a brushed surface for improved paint adhesion
- Removes carbon deposits from engine components
- Sold in resealable 13 lb, 5 L plastic container, sold per case with (2) jugs per unit
- Replacement blasting media is packaged in plastic jug to protect the material from moisture, and prevent clumping and contamination; wide-mouth 5 L jug is easy to carry, pour, and store



JWLSB2

Handheld Abrasive Blast Systems

JWLSB2 Sodablaster

- Easily removes paint, carbon deposits, grease, rust, gasket material, adhesives and other coatings
- For use on metal, plastic, wood and composite surfaces without damaging the substrate
- Reduces the need for masking and grinding
- Uses sodium bicarbonate blast media—material requires no special cleanup methods or handling, is a natural degreaser and deodorizer, and rinses away with water

JWLSB2-1 3 pc Wide Nozzle Replacement

JWLSB2-2 Steel Nozzle Replacement



JWLSB2-1



JWLSB2-2

ABRASIVE BLAST SYSTEMS: SANDBLASTING ACCESSORIES



YA428-1

YA461A

YA462A

YA463A

YA466A

YAD4000

YAD4003

Abrasives

YA428-1 C-Garnet Abrasive

- Does not break down as quickly as silica sand
- Creates less dust
- 40 lb bucket

YA461A Glass Bead Abrasive (Coarse)

- For coarse satin finish with minimum surface removal
- 40–60 coarse grit, 50 lb bucket

YA462A Glass Bead Abrasive (Medium)

- For medium satin finish with minimum surface removal
- 60–100 medium grit, 50 lb bucket

YA463A Glass Bead Abrasive (Fine)

- Use for fine satin finish with minimum surface removal
- 100–200 fine grit, 50 lb bucket

YA466A Aluminum Oxide Abrasive

- A tough abrasive used for fast removal of heavy oxidation and burrs
- Low dust and good recycling
- 50 lb bucket

YAD4000 Steel Grit Abrasive

- Use for rough cleaning and for removing rust and scale
- 50 lb bucket

YAD4003 Steel Shot Abrasive

- Use for peening and cleaning castings and forgings
- 50 lb bucket



YAD100A



YAD10102A



YAD007A

Blast System Accessories

Stock No.	Nozzle	Air Jets	Blast Gun	Blast Gloves	Window Film Replacement	Replacement Filter
YA3626	YAD105	YAD104	YAD100A	YAD007A	YAD20061	YAD723A
YA4826PA	YAD2304	—	—	YAD007A	YAD20061	YADV723A
YA3825	YAD105	YAD104	YAD100A	YAD007A	YAD20061	YAD714
YA3825PJJ	YAD105	YAD104	YAD100A	YAD007A	YAD20061	YAD714
YA3825PJK	YAD105	YAD104	YAD100A	YAD007A	YAD20061	YAD714
YA4224	YAD10104A	YAD10105A	YAD10102A	YAD007A	YAD20061	YAD674
YA435	YAD115	YAD104	YAD100A	YAD007A	YAD20061	YAD019
YA437	YAD10104A	YAD10105A	YAD10102A	YAD007A	YAD20061	YAD018

Cabinet-Type Abrasive Blast Systems

YAD3976 Dust Collector (Blue-Point®)

- Optional Dust Collection System for YA3220 Blast Cabinet
- Provides an effective method to remove dust and debris from inside cabinet for better visibility
- 100CFM 120 V AC 60Hz



YAD3976

Helmets/Hoods

YA415A Cotton Twill Hood

- Bump Cap protects head, face and neck from dust



YA415A



- Do not direct air or fluid stream at body
- Use in well ventilated area
- Read safety precaution on pages W1 to W4

C-CLAMPS



CL537A

Medium-Duty C-Clamps

- Maximum strength ribbed iron frame
- Steel screw with full standard threads and sliding T-handle
- Large anvil and steel swivel pad to ensure secure clamping
- Deep throat style

Stock No.	Throat Depth, inches	Capacity, inches	Spindle Dia., inches
CL537A	3-1/2	2	5/16
CL546A	6-1/4	2-1/2	3/8

VICES



WV676

Utility Vises

- Regular duty utility vises can be used for a variety of shop applications
- Replaceable serrated jaws, built-in pipe jaws, swivel base and large anvil to handle a variety of jobs

Stock No.	Jaw Width, inches	Maximum Opening, inches	Pipe Capacity, inches	Throat Depth, inches
WV648	8	7-1/2	1/8-3	4-1/2
WV656	6	6	1/8-3	4-1/4
WV674	4-1/2	3-3/4	1/8-2	2-5/8
WV675	5-1/2	4-3/4	1/8-2	3-7/16
WV676	6-1/2	5-3/4	1/8-2-1/2	3-11/16



WV1560VIS

High-Visibility Safety Vises

- Coated in High-Visibility yellow, which conforms to the OSHA safety color standard for physical hazards regulation #1910.144
- Powder-coat finish resists scratches and gives a tough, durable finish
- Handles and lockdowns are black oxide coated for additional corrosion resistance
- Units feature a straight-line design with a totally enclosed spindle and nut, replacement pipe and serrated vise jaws
- 360° swivel base

Stock No.	Jaw Width, inches	Maximum Opening, inches	Pipe Capacity, inches
WV1550VIS	5	5-1/4	1/4-2-1/2
WV1560VIS	6	5-3/4	1/4-3-1/2



WVC3

Pipe and Bench Vises

- Large anvil, totally enclosed spindle and nut
- 60,000 PSI high-ductile iron for the main stress parts
- Replaceable steel vise jaw inserts and milled steel pipe jaws
- Alloy steel slide bar

Stock No.	Jaw Width, inches	Maximum Opening, inches	Pipe Capacity, inches	Throat Depth, inches
WVC3	6	9	3/8-6	6-5/8

Bench Vises (Blue-Point®)

- Single-piece steel blocks for a higher load capacity
- Extended anvil
- Lubrication points for maintenance
- Swivel base
- Capacity range from 3.5–9 ton at maximum opening
- Reinforced cantilever support

- Interchangeable jaws
- Diamond ground for a better grip
- Heavy-duty cast iron construction
- Precise jaw alignment
- Rolled thread spindle for ease of locating and tightening parts
- Protected spindle



BLPMV5

Stock No.	Jaw Width, inches
BLPMV4	4
BLPMV5	5
BLPMV6	6

Forged Bench Vises

- Hardened reversible jaws can be reversed for non-marring applications or replaced when worn
- Competitive forged units do not offer replaceable jaws

- 360° swivel base increases versatility because vise can be locked in virtually any position
- Jaw adjustment screws ensure proper alignment and accuracy



WVE105RT

Stock No.	Jaw Width, inches	Maximum Opening, inches	Pipe Capacity, inches
WVE104RT	4	3-15/16	1/4–3/4
WVE105RT	5	5-7/8	1/2–2-1/2
WVE106RT	6	7-7/8	1/2–3
WVE107RT	7	8-7/8	3/4–4

Jaw Caps

WVA Series: Aluminum grooved caps hold uneven and circular pieces.

WVF Series: Caps with heat-resistant, laminated fibers help prevent outside materials from being absorbed.

WVP Series: Prism caps have horizontal and vertical grooves for marking out, center punching, light tapping and thread cutting.

WVR Series: Caps have rubber covers.

Stock No.	Description	Size, inches
WVA4	Aluminum Alloy Face	4
WVA5	Aluminum Alloy Face	5
WVA6	Aluminum Alloy Face	6
WVF4	Fiber Face	4
WVF5	Fiber Face	5
WVF6	Fiber Face	6
WVP4	Prism Face	4
WVP5	Prism Face	5
WVP6	Prism Face	6
WVR4	Rubber Face	4
WVR5	Rubber Face	5
WVR6	Rubber Face	6
WV4044	Copper Jaw Cap	4
WV4045	Copper Jaw Cap	5
WV4046	Copper Jaw Cap	6



WORKBENCHES AND PRESSES



BPWORKBENCH



EQ2311DT



EQG2223K5



EQG245U5



BPWKBNCHX



BPWKBNCHX-1



BPWKBNCHX-2



CG100

Specifications	CG100
Dimensions	11-1/8" W x 18" H
Pressure, tons	3
Base Size	11-1/8 x 6-1/8"
Vertical Capacity	12-3/4"
Opening Width	9"
Width Between Work Brackets	9"
Pressure Shaft Stroke	9" (when utility punch is attached)

Workbenches and Tables

BPWORKBENCH Heavy-Duty Workbench (Blue-Point®)

- Full bottom shelf and superior powder-coat finish
- Net weight: 139 lb
- Weight capacity: 1,200 lb
- Top panel: 13-gauge steel
- Bottom shelf: 13-gauge steel
- Steel support: 12-gauge steel
- 60-1/16" W x 30-3/4" D x 34-1/16" H

EQ2311DT Teardown Benches

- Ideal for working on transmissions, small engines and hydraulic components
- Reinforced work surface will stand up to years of heavy use
- Top has a 3/4" high retaining lip on all sides tapering to the rear center to a 1/2" threaded and plumbed drain
- Optional caster kit consists of (4) swivel 7-1/2" H casters
- 1/2" threaded drain nipple allows for connection of hose for fluid capture

EQG2223K5 Open Leg Workbench

- Constructed from heavy 12 ga. steel with die formed legs welded into a one piece unit for superior strength
- Includes a storage drawer for mounting on an end or at the center of the bench
- 5' W x 29" D x 33-1/2" H

EQG245U5 Pedestal Workbench

- Manufactured with a heavy 12-gauge top surface and an integral back flange
- Four drawer pedestal is designed with roller drawer rails for smooth, non-binding operation
- 5' W x 27-1/2" D x 34-1/8" H

BPWKBNCHX Heavy-Duty Workbench (Blue-Point®)

- Heavy-duty 2,000 lb capacity (bench top 1,300 lb; lower shelf 700 lb)
- Adjustable legs with four work surface height options—adjust to 30, 33, 36" (shipping height) or 40"
- Optional storage drawers are sold separately
- Snap-on® Slots-N-Dots™ on the side panels
- Side and back panels can be installed flush or 1-1/4" above the work surface
- Features 6 x 2" swivel-lock casters
- Overall size: 74" W x 32" D x 40" H
- Net weight: 251 lb

BPWKBNCHX-1 Shallow Wide Drawer (Blue-Point®)

- Optional accessory for the BPWKBNCHX Heavy-Duty Workbench (Blue-Point®)
- Overall size: 20.5" W x 27.4" D x 4.3" H
- Net weight: 14.5 lb (including slides)

BPWKBNCHX-2 Deep Narrow Drawer (Blue-Point®)

- Optional accessory for the BPWKBNCHX Heavy-Duty Workbench (Blue-Point®)
- Overall size: 14.6" W x 27.4" D x 9.1" H
- Net weight: 16.7 lb (including slides)

3-Ton Arbor Press

CG100 3-Ton Arbor Press

- Frame is 2" steel channel—bolts to workbench
- Gearing multiplies handle pressure up to 3-ton force
- Set includes arbor press frame, utility punch, work block and adaptor to convert 1/2" drive to 5/16" round drive
- Optional accessories: The adaptors from A57Q bushing driver set can be used with CG100-16 5/16" round drive adaptor—the CJ951 bearing separator fits neatly between the work support brackets

CG100-14 Utility Punch

10-Ton Bench Press


CG170HY Press, Bench, Hydraulic, 10-Ton, 1-Stage Pump

- Includes frame, ram, pump and work block

20-Ton Floor Presses

CG473HY 20-Ton 1-Stage Hydraulic Floor Press

- Includes table lifting mechanism, frame, ram, pump and work blocks



Step Plates

Use step plates for the pressing of bearings, bushings and general pressing applications.

Stock No.	Diameter, inches
CG173-2	3/4 and 1-1/8
CG173-4	1 and 1-3/8
CG173-5	1-1/8 and 1-1/2
CG471-5	1-1/4 and 1-5/8
CG471-13	2-1/4 and 2-3/4
CG471-15	2-1/2 and 3
CG471-16	2-3/4 and 3-1/4



Floor/Bench Press Specifications and Accessories

CG170-14 * V-Block

- Use with CG170HY 10 ton hydraulic bench press

CG471-2 * V-Block

- Use with CG570, 770, 473 and 470 Series hydraulic bench presses

CG471-1 Pressure Screw

(CGCG473/CG470 Series Presses) V-Adaptor



AIR PROCESSING EQUIPMENT

Regulators, Filters and Valves

Stock No.	Inlet/Outlet Port Size	Adjustable Pressure Range	Maximum Service Pressure	Oil Capacity	Operating Temperature Range
AHRB200	1/2" NPT (F)	5–120 psig (.5–8.5 kgf/cm ²)	140 psig (9.0 kgf/cm ²)	80 mL	41–140 °F (5–60 °C)



- Keep away from children
- Read safety precautions on pages W1 to W4



AHR423



AHR424



AHR426



AHR428



AHR430



AHR438

Quickclamp® Regulators, Filters, and Valves

- System utilizes modular design of filters, regulators, lubricators and accessories
- Allows installation and removal of the AHR services units and accessories without breaking a pipe connection
- Clamping device holds AHR product components in rigid combinations

AHR423 Automatic Drain Valve (Blue-Point®)

- When fluid reaches full level it activates the float and drains unwanted oil and water automatically
- Can be used in place of a manual drain on the following units: AHR424 and AHR430

AHR424 General Purpose Filter

- Excellent water removal characteristics
- Standard depth type 40 mm filter element
- Particle removal per ISO 8573-1, Class 5 and Class 3

AHR426 General Purpose Pressure Regulator

- Features full-flow gauge ports and standard relieving regulators
- Low-torque, non-rising pressure adjustment knob has integral locking device
- Balanced valve minimizes effect of variation in inlet pressure on the outlet pressure

AHR428 Oil Filter Lubricator

- Features a quick-release bayonet bowl, a high visibility prismatic lens and a liquid level indicator
- Lubricates a single tool, cylinder or other air-powered device

AHR430 General Purpose Filter/Regulator

- Low-torque, non-rising pressure adjustment knob has integral locking device
- Standard depth type 40 mm filter element
- Particle removal per ISO 8573-1, Class 5 and Class 3

AHR438 Wall Mount Bracket

- Made of heavy-duty metal
- Can be used on the following units: AHR424, AHR426, AHR428 and AHR430



BRA7380VEM



BRA8380V



BRARS8380H



BRA10312H



BRA15312H



BRA20312H

Snap-on® Air Compressors (3-Phase)

Stock No.	Horsepower, HP	Pump Stages	Tank, gal	Tank Style	Electrical Requirements	Amp Requirements	Mag Starter	Hour Meter	Auto Tank Drain	Air Delivery SCFM @ PSI	Max. PSI
BRA7380VEM*†	7	Dual	80	Vertical	208/230 V, 3-phase	30 @ 208/230 V	Yes	No	No	23.5 @ 175	175
BRA8380V*†‡	8	Dual	80	Vertical	208/230 V, 3-phase	30 @ 208/230 V	Yes	Yes	Yes	27.0 @ 175	175
BRARS8380H*‡	8	Rotary Screw	73	Horizontal	208/230 V, 3-phase	30 @ 208/230 V	Yes	Yes	No	35.0 @ 125	144
BRA10312H*‡	10	Dual	120	Horizontal	208/230 V, 3-phase	40 @ 208/230 V	Yes	No	Yes	36.0 @ 175	175
BRA15312H*‡	15	Dual	120	Horizontal	208/230 V, 3-phase	75 @ 208/230 V	Yes	No	Yes	48.0 @ 175	175
BRA20312H‡	20	Dual	120	Horizontal	208/230 V, 3-phase	100 @ 208/230 V	Yes	No	Yes	75.0 @ 175	175
BRARS10380H‡	10	Rotary Screw	80	Horizontal	208/230 V, 3-phase	30 @ 208/230 V	Yes	Yes	No	38.0 @ 125	145
BRARS153130H‡	15	Rotary Screw	130	Horizontal	208/230 V, 3-phase	40 @ 208/230 V	Yes	Yes	No	55.0 @ 125	145
BRARS203130H‡	20	Rotary Screw	130	Horizontal	208/230 V, 3-phase	60 @ 208/230 V	Yes	Yes	No	72.0 @ 125	145

*440/460/480V wiring available

†BRA7380V, BRA7380VEM and BRA8380V are available with horizontal tanks via special order



- Use pressure regulator, lubricator and moisture filler on air line
- Follow maintenance requirements
- ‡These products can expose you to chemicals which are known to the state of California to cause cancer and reproductive harm. See pages 906-907 for details.
- Read safety precautions on pages W1 to W4

AIR COMPRESSORS



Snap-on® Air Compressors (Single Phase)

Stock No.	Horsepower, HP	Pump Stages	Tank, gal	Tank Style	Electrical Requirements	Amp Requirements	Mag Starter	Hour Meter	Auto Tank Drain	Air Delivery SCFM @ PSI	Max. PSI
BRA5DV30VP ‡	3 (peak)	Single	27	Portable	120/220 V, 1-phase	20 @ 120 V, 15 @ 220 V	Not Req.	No	No	7.0 @ 125	125
BRAC560V ‡	5	Single	60	Vertical	208/230 V, 1-phase	20 @ 208/230 V	Not Req.	No	No	13.5 @ 140	140
BRA5140H ‡	5	Dual	40	Horizontal	208/230 V, 1-phase	30 @ 208/230 V	Not Req.	No	No	16.0 @ 175	175
BRA517V ‡	5	Dual	70	Vertical	208/230 V, 1-phase	40 @ 208/230 V	Yes	No	No	17.5 @ 175	175
BRA7180VEM *‡	7	Dual	80	Vertical	208/230 V, 1-phase	40 @ 208/230 V	Yes	No	No	23.5 @ 175	175
BRA8180V *‡	8	Dual	80	Vertical	208/230 V, 1-phase	40 @ 208/230 V	Yes	Yes	Yes	27.0 @ 175	175
BRA9G3B ‡	9	Dual	30	Horizontal	Gas Engine, Electric Start	N/A	N/A	No	No	23.0 @ 175	175
BRARS8180H ‡	8	Rotary Screw	73	Horizontal	208/230 V, 1-phase	40 @ 208/230 V	Yes	Yes	No	35.0 @ 125	144
BRA7SOS ‡	7	Dual	N/A	N/A	208/230 V, 1-phase	40 @ 208/230 V	Yes	Yes	N/A	23.5 @ 175	175

*BRA7180V, BRA7180VEM and BRA8180V are available with horizontal tanks via special order

SHOP CLEANING

WHEN IT COMES TO CLEANING, SNAP-ON® OFFERS A VARIETY OF TOOLS AND EQUIPMENT TO GET THE JOB DONE EFFICIENTLY. WHETHER IT'S ANYTHING FROM PRESSURE WASHING AN ENGINE TO HOSING DOWN THE DRIVEWAY, WE HAVE YOU COVERED.


LET'S KEEP IT CLEAN, PEOPLE.

We offer a broad range of cleaning solutions and solvent-based or aqueous parts washers to keep your tools and shop looking spick-and-span. Our parts washers can also save you time and money by minimizing service fees for disposal of used solvents.

PARTS WASHERS: SOLVENT BASED



PBD3222A



Second stage filtration provides further purification by removing oil and grease

First stage filtration removes heavy solids

Dual stage filter

Electric/Square Base

Automatic Filtration Parts Washer

- Snap-on® dual filter parts washers provide a clean supply of solvent for washing parts
- Filtration system virtually eliminates solvent changes
- Composite dual stage filter provides continuous filtration of solvent
- First stage filtration removes heavy solids
- Second stage filtration provides further purification by removing oil and grease
- Constructed of 16-gauge steel and features an added lip for strength
- Complete with work lamp and flexible spout



PBC4828



PBD2622A



PBC16



PBD34A

Specifications	PBD3222A	PBC3222A	PBC4828	PBD2622A	PBC16	PBD34A*
Filtration	Dual	Dual	Dual	Dual	—	—
Base	Drum	Square	Square	Drum	—	Drum
Inside Dimensions, inches	32 W x 22 D x 10 H	32 W x 22 D x 10 H	48 W x 28 D x 14 H	26 W x 17 D x 7 H	15 W x 16 D x 6 H	28 W x 22 D x 7 H
Fluid Requirements (gal)	20	20	20	10	5	10
Input, VAC (Hz)	120 (60)	120 (60)	120 (60)	120 (60)	120 (60)	120 (60)
Pump Volume, gallons/hour	325	325	325	210	210	210
Output Pressure, PSI	50	50	50	50	50	50
Overall Dimensions, inches	36 W x 26 D x 39 H	36 W x 26 D x 39 H	52 W x 32 D x 45 H	30 W x 21 D x 34 H	1 W x 23 D x 10 H	31 W x 23 D x 35 H
Open Height, inches	63	63	75	53	23	60
Replacement Filter	PBD3209	PBD3209	PBD3209	PBD3202	—	—
European Models (230 V AC, 50 Hz)	PBDH3222AEUR	PBCH3222AEUR	PBCH4828EUR	PBDH2622AEUR	—	—
PBD1751 Parts Tray	Included	Included	Included	—	PBCH16-EUR	Optional
PBA720A Drain Table	Optional	Optional	Optional	—	—	Optional

*(Blue-Point®)

TECHNICAL SUPPORT: 1-800-253-3661



PBC3022



PBC33B



PBC42B

Electric/Medium-Duty

Specifications	PBC3022	PBC33B	PBC42B
Depth, inches (mm)	22 (559)	28 (711)	24 (610)
Reservoir Capacity, gal	6	20	12
Electrical Requirements	115 V AC, 20 A	120 V AC, 60 Hz	230 V AC, 60 Hz
Pump Motor, HP	—	—	3/4
Output Pressure, PSI	50	50	500
Volume, gallons per hour	325	325	180
Heater, watts	1,500	1,500	1,500
Open Height, inches	32	65	69
Inside Dimensions, inches	17 W x 12 D x 14 H	21 W x 31-1/2 D x 10 H	40 W x 24 D x 16-24 H
Overall Dimensions, inches	30 W x 22 D x 32 H	37 W x 28 D x 42 H	44 W x 24 D x 65 H

European Models: PBCH33B-EUR† (230 V AC, 50 Hz), PBCH42B-EUR† (230 V AC, 50 Hz), PBCH57AEUR† (230 V AC, 50 Hz)

† C E

PBC3022 Heated Aqueous Parts Washer

- Compact design is portable and can be moved to the job site easily
- Sealed lid prevents splashing when used on mobile service vehicles
- Heavy plastic body and lid are produced with high-density polyethylene
- Stainless steel mesh work surface for durability and strength
- Heating element increases cleaning effectiveness and is thermostatically controlled
- Features a 5-micron filter to separate out dirt and debris

PBC33B Heated Aqueous Parts Washer

- Clean parts with a flexible pressurized cleaning spout
- Solution is heated for additional cleaning effectiveness
- Easily accessible polysateen drain filter to remove solids
- Heavy-wall polyethylene tub and solid base is durable for heavier parts
- Integral oil skimmer removes oil and grease from the cleaning solution to maximize cleaning effectiveness
- Clean parts with less effort—the solution works effectively by relieving surface tension of the grime
- Cleaning solution lasts longer, which minimizes solution changes by not absorbing oil and dirt
- Cleaning solution carries a licensed Green Seal® Certification Mark and is certified by the South Coast Air Quality Management Distribution
- Carries the highest environmental certifications, which lessens the environmental impact taking care of our land, water and air resources
- Low solution warning indicator
- Includes (5) gallons of PBA733 Cleaning Solution and (1) gallon of PBA734 Cleaning Concentrate Booster

PBC42B High-Pressure Parts Washer

- Fully enclosed aqueous parts washer
- Blast parts clean with a 500 PSI high-pressure wand
- Soap solution is heated for additional effectiveness
- Automatic soak cycle loosens grime



- Do not direct air or fluid stream at body
- Do not expose solvent to flames, sparks or other source of ignition
- Use in well ventilated area

- Do not use washer without fusible link or safety valve intact
- Read safety precautions on pages W1 to W4

PARTS WASHERS: AQUEOUS BASED



PBC57A



PBC58



PBC55-1



PBC55-3

Electric/Heavy-Duty

- High-pressure aqueous parts washer effectively cleans engine blocks, cylinder heads, transmission cases and small parts
- Cycle time can be adjusted from 0–60 minutes
- Five RPM turntable is driven by a #40 chain for rotation without slippage; extends 18" for easy part loading
- Sprocket drive and turntable motor have dual sealed bearing shafts for longevity and strength
- Includes a 25 lb pail of YADW896B Biodegradable Soap Concentrate
- Also includes an integral oil skimmer and pump reservoir filter to remove oil and grease, helping maintain cleaning effectiveness
- Double intake filtration system has a perforated steel screen filter with a sludge trap
- Rugged 12-gauge steel construction with solid welded seams

Specifications	PBC57A	PBC58
Depth, inches (mm)	35 (889)	35 (889)
Reservoir Capacity, gal	60	60
Electrical Requirements	230 V AC, 60 Hz	230 V AC, 60 Hz, 60 A
Pump Motor, HP	2	3
Output Pressure, PSI	45	45
Volume, gallons per hour	2,700	2,880
Heater, watts	9,000	9,000
Open Height, inches	69	—
Inside Dimensions, inches	35 W x 35 D x 41 H	36 W x 35 D x 54 H
Overall Dimensions, inches	53 W x 43 D x 69 H	53 W x 43 D x 81 H

European Model: PBCH57AEUR† (230 V AC, 50 Hz)

† C E

PBC57A High-Pressure Automatic Parts Washer

- Automatically cleans parts with a 45 PSI heated soap solution spraying from 20 high-pressure nozzles at 40 GPM

PBC58 High-Pressure Heavy-Duty Automatic Parts Washer

- Automatically cleans parts with a 45 PSI heated soap solution spraying from 24 high-pressure nozzles at 42 GPM

PBC55-1 Parts Basket

- Perforated steel basket is perfect for holding small parts

PBC55-3 Parts Tree

- Welded steel tube rack for hanging smaller parts

PBC58-3 Parts Tree

- 45" tall rack for hanging smaller parts



PBD16

Air Agitated Immersion Cleaner

PBD16 Air Agitated Immersion Cleaner

- Use with parts degreaser or carburetor cleaner
- Heavy-duty air motor rotates the basket in both directions
- Cover has a locking band that seals the unit
- 4-1/2" deep basket has a hook for draining parts from top of pail and holes for holding extra-small parts
- Overall height of 32"
- Base diameter of 14-1/2"
- Requires 5 CFM @ 100 PSI

Parts Cleaning Brushes/Solvent Based**YA452 Parts Cleaning Brush (Blue-Point®)**

- Stiff bristles with contoured, non-slip plastic handle
- Attaches to most parts washers
- Flared hose end fits 1/4" spouts; 24" long hose has an internal spring to prevent kinking

GA501A Parts Cleaning Brush (Blue-Point®)

- Stiff bristles with contoured, non-slip plastic handle
- 11-1/4" long

GA503 Round Angled Parts Cleaning Brush (Blue-Point®)

- Angled round brush design
- Attaches to most parts washers



YA452



GA501A



GA503

Cleaning Solutions for Aqueous-Based Parts Washers**YADW896B Powdered Soap Cleaner**

- Low-foaming powdered soap solution
- For use in PBC57A and PBC42B Parts Washers
- Comes in a 25 lb container; makes 60–120 gallons of solution

PBA734 Cleaning Solution Additive

- Used in both PBC3022 and PBC33B for an added boost of cleaning power

PBA733 Certified Green Concentrate Solution

- Specially formulated solution does not absorb oil and dirt
- For use in PBC33A and B Parts Washers
- Comes in a 5-gallon container; makes 20 gallons of solution

PBA735 Certified Green Concentrate Solution

- Same as PBA733 except 1-gallon container



YADW896B



PBA760

Petroleum-Based Solvent Cleaners**PBA760 Solvent Cleaner**

- Excellent for removing oil and grease
- Petroleum-based cleaner with 140 flash point
- For solvent-based parts washers only
- Comes in a 5-gallon container

Solvent-Based Parts Washer Accessories**PBA725 Parts Basket**

- Hangs inside solvent based parts washers

PBA720A Drain Table

- Attaches to the outside of a parts washer
- Measures 25-1/2" W x 18-1/2" D

PBD1751 Parts Tray

- Attaches to outside of parts washer
- Measures 12-1/2" W x 18-1/2" D



PBA725

PARTS CLEANING**Hose Reels****YA730D Heavy-Duty Air/Water Hose Reel**

- 50' of 3/8" I.D. low-pressure rubber hose
- Adjustable ball stop
- 24" connecting hose
- High carbon steel retraction spring
- Guide arm adjusts to four positions



YA730D



- Do not direct air or fluid stream at body
- Do not expose solvent to flames, sparks or other source of ignition
- Use in well ventilated area

- Do not use washer without fusible link or safety valve intact
- Read safety precautions on pages W1 to W4

PARTS CLEANING



YA571



GA299



NOZZLEGRP



NOZZLEPG2A



NOZZLESPRY2



YA297

Water Nozzles and Hoses

Premium Water Nozzles Perfect for Any Job!

- Ergonomic handle allows for easy grip and less fatigue
- Precision flow port allows water to flow directly and not “up” and through the handle, this allows for increased water flow, pressure and power by approximately 30%
- Machined aircraft aluminum barrel with stainless steel construction
- Santoprene™ rubber handle and head for superior durability
- Works with any standard 5/8” or larger water hose
- Multiple spray patterns

YA571 Water Spray Nozzle

- Sprays hot or cold water
- Clip locks spray at desired setting
- Nose bumper prevents scratches to auto paint
- Fits standard garden hose threads

GA299 Air Solvent Gun (Blue-Point®)

- Used for degreasing or applying oils
- Quickly converts to long-wanded air gun
- Operates on 35–175 PSI
- 8’ hose for siphoning chemicals into gun
- For hoses with 1/4” NPT male fitting
- Shaft length of 10-1/2”; overall length of 16-1/2”

NOZZLEGRP* Snap Grip Hose Nozzle with Shutoff

- Handle grip can be placed into a pistol or inline position
- Lock button keeps handle in position until released
- Adjustable spray nozzle transitions from delicate fan to powerful jet
- On/off lever allows for quick water supply shut-off without changing spray pattern
- Precision machined inlet port provides an uninterrupted direct flow path of water
- Made of machined aircraft aluminum, stainless steel, Santoprene® rubber and durable plastic housing
- Recommended supply hose 5/8” I.D. for best performance

NOZZLEPG2A Aluminum Fireman’s Hose Nozzle (Black)**

- Improved head design: 25% larger
- Provides greater scratch resistance to metal surfaces
- Makes changing spray patterns easier by rotating the nozzle head
- Allows for greater impact protection to the nozzle
- Fireman’s-style nozzle with on/off lever
- All aluminum housing and construction
- Santoprene® rubber prevents scratches
- Multiple spray patterns: jet, fan, power flow and low flow
- Perfect for any job, including shop, garage and home
- Comfort-grip handle helps prevent fatigue

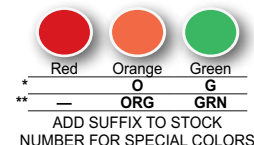
NOZZLESPRY2* Long Handle Hose Nozzle

- On/off lever allows the user to keep the same spray pattern and not have to turn the head to shut off the water
- Black anodized barrel with etched Snap-on® logo
- Improved head design offers even more protection from accidental scratches
- “Low-flow” design has been incorporated to help the water flow and increase the water pressure

YA297 Water Saving Hose Nozzle (Blue-Point®)

- Provides concentrated pressure stream
- Features a special rocker-actuated check valve
- Fits standard garden hose threads
- 9” long

Colors Available




ADD SUFFIX TO STOCK NUMBER FOR SPECIAL COLORS

PRESSURE WASHERS: COLD WATER



SEPW1500P



SEPW1500SM



SEPW1000



SEPW1500USA

Electric Power (Cold Water)

Adjustable 0–60° spray nozzle and GFCI protection with 35' power cord.

Specifications	SEPW1500P	SEPW1500SM	SEPW1000	SEPW1500USA
Style	Hand Carry	Wall Mounted	Cart Mounted	Cart Mounted
PSI (bar)	1,450 (100)	1,450 (100)	1,000 (69)	1,500 (103.5)
GPM (L/min)	2 (7.6)	2 (7.6)	2 (7.6)	2 (7.6)
Horsepower, HP	2	2	1.5	2
Voltage	120 V/20 A/single phase	120 V/20 A/single phase	120 V/15 A/single phase	120 V/17 A
Chemical Tank Capacity	—	—	1 gal	—
Pump Max. Temperature	140 °F	180 °F	140 °F	140 °F
Thermal	Mechanical	Mechanical	Mechanical	Mechanical
Hose Length, feet	26	25	25	25
Dimensions (L x W x H)	18 x 12 x 11"	20 x 12 x 20"	21 x 16 x 36"	30 x 21-1/2 x 36"
Shipping Weight, lb	68	98	65	150

PRESSURE WASHERS

Gas Engine (Cold Water)

Interchangeable or adjustable 0–40° spray nozzle, plus powder-coated tube frame cart with pneumatic tires.

Specifications	SEPW1600G	SEPW2700G
Style	Cart Mounted	Cart Mounted
PSI (bar)	1,600 (110.4)	2,700 (183.3)
GPM (L/min)	3 (11.4)	3 (11.4)
Engine	160 cc	196 cc
Fuel Tank Capacity	1.9 qt	3.9 qt
Chemical Tank Capacity	3 gal	3 gal
Thermal	165 °F	165 °F
Hose Length	50	—
Dimensions (L x W x H)	30 x 21-1/2 x 36"	30 x 21-1/2 x 36"
Shipping Weight, lb	87	108



SEPW1600G



SEPW2700G



- Do not direct air or fluid stream at body
- Read safety precautions on pages W1 to W4

OIL-FIRED HOT WATER



SEPW30SHDE



SEPW2725SHDE

Heats water to 200 °F. Includes ceramic plunger pump with stainless steel valves, trigger gun, interchangeable nozzles, chemical injection, adjustable pressure, stainless steel cold wrap-around coil, poly fuel tanks and GFCI protection. Powder-coated tube-frame cart with pneumatic tires for extra durability.

Electric Power (Oil-Fired)

Specifications	SEPW14SHDE	SEPW20SHDE	SEPW30SHDE	SEPW2725SHDE
PSI (bar)	1,450 (100)	2,000 (138)	3,000 (207)	2,700 (186)
GPM (L/min)	2 (7.6)	4 (15.2)	4 (15.2)	—
Horsepower, HP	2	5	7.5	5
Voltage	120 V/20 A/single phase	230 V/25 A/single phase	230 V/34 A/single phase	230 V/25 A/single phase
Burner Fuel Capacity, gal	5	5	5	—
Dimensions (L x W x H)	34 x 27 x 47"	34 x 27 x 47"	34 x 27 x 47"	34 x 27 x 47"
Shipping Weight, lb	350	570	600	430
Hose Length, feet	50	50	50	50



SEPW3000QH

Gas Engine (Oil-Fired)

Specifications	SEPW3000QH
PSI (bar)	3,000 (207)
GPM (L/min)	4 (15.2)
Engine Displacement, cc	389
Fuel Tank Capacity, qt	6.9
Burner Fuel Capacity, gal	5
Dimensions (L x W x H)	54 x 32 x 49"
Shipping Weight, lb	600
Hose Length, feet	50

VACUUMS/SHOP FANS: VACUUMS



AV1000A

AV1000A Deluxe Air Vacuum Kit (Blue-Point®)

- Ideal for vehicle media body shops or any applications that require picking up dust, metal shavings or broken glass
- Includes 8.7" aluminum extension tube, pointed nozzle, flexible tube and crevice tool with brush
- Large collection bag includes a debris baffle and sliding bag clamp for emptying debris
- Lightweight ergonomic handle design

Wet/Dry Vacuums

Industrial strength full wet/dry cleaning and drying machines combine the highest degree of suction/airflow with ruggedly durable motors. Highest quality materials ensure long life. Ball bearing motor is designed for a strong performance with less motor strain. Engineered for easy portability and long life.



Specifications	BLPVAC5*	SOVAC16	YA1009SSA‡	YA1023A‡	YA1105A‡
Tank	5 gal Polypropylene	16 gal Polypropylene	Corrosion-Resistant	23 gal Polypropylene	Corrosion-Resistant
Casters	4 Metal Casters	Large Rear/Swivel Front	Large Rear/Swivel Front	Large Rear/Swivel Front	4 Swivel
Water Lift	65"	—	93"	93"	93"
Motor	1-Stage	2-Stage	2-Stage	2-Stage	2-Stage
CFM	49	125	99	99	99
Approvals	UL® and cUL	UL® and cUL	UL® and cUL	UL® and cUL®	UL® and cUL
Operation	Full Wet and Dry	Full Wet and Dry	Full Wet and Dry	Full Wet and Dry	Full Wet and Dry
Filter Assembly	Washable Cartridge Filter	Foam and Cartridge Filter	YAT90445	YAT90448	YAT24519
Includes	7' Hose (1-1/4" dia.), (3) Extension Wands, Washable Cartridge Filter, Reusable Foam Sleeve, 10" Floor Squeegee Nozzle with Brush and Crevice Tool	10' Hose (1-1/2" dia.), Foam Filter, Cartridge Filter, Dust Collection Bag, Crevice Tool, Utility Nozzle, Car Nozzle and Round Brush	1-1/2" Wet/Dry Tool Set (Hose with Swivel End, Crevice Tool, Upholstery Tool, (2) Straight Extensions, Floor Tool Housing with Carpet Face, Brush Face, Squeegee Face)	1.5" Wet/Dry Tool Set (Hose with Swivel End, Crevice Tool, Upholstery Tool, (2) Straight Extensions, Floor Tool Housing with Carpet Face, Squeegee Face)	1.5" Wet/Dry Tool Set (Hose with Swivel End, Crevice Tool, Upholstery Tool, (2) Straight Extensions, Floor Tool Housing with Carpet Face, Squeegee Face)

*(Blue-Point®)

VACUUMS/SHOP FANS

Portable Spotters

YA1102 Portable Spotter

- Use on carpeting, seat fabrics and other cleaning needs
- Durable molded tank
- Large 2-gallon capacity
- Powerful 55 PSI solution pump motor
- Strong recovery with 94 CFM vacuum rating
- Quick disconnect solution hose at the body
- Includes hose and hand tool
- UL® and CSA® listed
- ETL and cETL listed
- 84" water lift
- Bypass 1.2 HP motor



YA1102



- Do not direct air or fluid stream at body
- ‡These products can expose you to chemicals which are known to the state of California to cause cancer and reproductive harm. See pages 906-907 for details.
- Read safety precautions on pages W1 to W4

SHOP FANS



WIND100A

Shop Fans

WIND100A Heavy-Duty Air Mover

- Meets OSHA standards for size and weight
- Maximum 3,758 FPM of air movement
- Adjustable kickstand with three operating positions
- Three-speed switch for controlled drying
- Space saver stackable design takes up less room in storage
- Easy to transport with optional telescoping handle for portability

Specifications	WIND100A
Power	120 V AC/60 Hz
Speeds	3 speeds / 1 off
Air Delivery (Velocity)	2,100; 3,000; 3,200 FPM
Air Flow Direction	0°/12°/90°
High-Output Fan Size, inches	10-1/2 x 8-1/2
Motor	.6 HP
Motor Rating	Continuous-Duty
Power Cord Length, feet	18-1/2
Size (L x W x D), inches	17.2 x 15.3 x 18-1/2



WIND200

WIND200 ‡ 1,200 CFM Blower Fan (Blue-Point®)

- 120 V, 60 Hz
- 2.0 A rated power
- Moves air up to 1,200 CFM
- Variable-speed switch controls motor speed: 950–1,650 RPM
- Built-in overload protection
- 2 pc 11 A built-in grounded receptacles
- Impact-resistant ABS housing materials
- 8-1/2' cord length
- Four-position adjustment feet
- 15.9 lb



WIND300

WIND300 ‡ 300 CFM Blower Fan (Blue-Point®)

- 120 V, 60 Hz
- 1.0 A rated power
- Moves air up to 300 CFM
- Variable-speed switch controls motor speed: 950–1,650 RPM
- Built-in overload protection
- 2 pc 11 A built-in grounded receptacles
- Impact-resistant ABS housing materials
- 8-1/2' cord length
- Four-position adjustment feet
- 11.5 lb



WINDHEATER

WINDHEATER ‡ Weather Attachment for WIND300 (Blue-Point®)

- 1,320 W, 120 V
- 11 A, 500 BTU
- Converts blower into a heater
- Clips securely onto the front of the blower and plugs into one of the outlets on the side of the blower
- 14 AWG SJT cord with a grounded plug



KAFAN

Workcenter Accessories

- Accessories are designed to fit all slotted systems found on workcenters and on accessory side panels for roll cabs and carts

LED Clock, Two-Speed Fan

- Real-time and temperature LED display (Celsius and Fahrenheit)
- Low-voltage fan can plug directly into an outlet or USB port
- Two-speed: low/high
- Compact design with oscillation and adjustable angle
- Magnetic base (10 lb) allows the fan to stand vertically or horizontally

KAFAN LED Clock, Two-Speed Fan**KAFANPBO LED Clock, Two-Speed Fan****KAFANPJJ LED Clock, Two-Speed Fan****KAFANPJK LED Clock, Two-Speed Fan****WARNING**

- Read safety precautions on pages W1 to W4
- ‡These products can expose you to chemicals which are known to the state of California to cause cancer and reproductive harm. See pages 906-907 for details.



SAFETY

KEEPING YOUR STAFF
AND YOUR CUSTOMERS
SAFE IS THE KEY TO
PROTECTING YOUR
BUSINESS. SNAP-ON®
OFFERS A RANGE OF
PRODUCTS TO HELP
YOU DO IT.

PROTECTING YOURSELF. PROTECTING YOUR CAREER.

In addition to extending your capabilities, we also have the tools to extend your career. From safety glasses and face protectors to a variety of gloves, we can help you protect your most important asset: yourself.

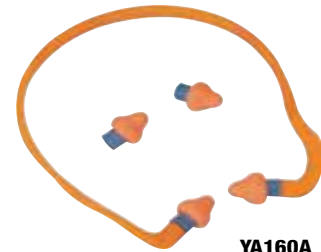
EAR AND FACE PROTECTION



GA3000B



GA3200



YA160A

Ear Protectors

Specifications	GA3000B	GA3200	YA160A
Noise Reduction Rating, dB	25	28	21
Headband	—	Cushioned	Plastic
Ear Piece	Cushioned	Cushioned	Foam
Adjustable Ear Piece	Yes	Yes	Foam
Ear Piece Replacements	N/A	N/A	YA160A1
Weight, lb	.49	.77	.06



EFPBONEHEDB



EFPDISORDER



EFPSKULLMIX



EFPHANNIBALB

Extreme Face Protectors

Specifications	EFPBONEHEDB	EFPDISORDER	EFPSKULLMIX	EFPHANNIBALB
Shield Style	180° Peripheral	180° Peripheral	180° Peripheral	180° Peripheral
Headband	Yes	Yes	Yes	Yes
Adjustable Headband	Yes	Yes	Yes	Yes
Impact Resistance	Yes	Yes	Yes	Yes
Shield Included	Clear and #10 Welding	Clear and #10 Welding	Clear and #10 Welding	Clear and #10 Welding
Replacement Shields	EFPCLLENSREP (Clear); EFP3WLDLENS (#3 Welding); EFP5WLDLENS (#5 Welding); EFP8WLDLENS (#8 Welding); EFP10WLDLENS (#10 Welding); EFP12WLDLENS (#12 Welding)	EFPCLLENSREP (Clear); EFP3WLDLENS (#3 Welding); EFP5WLDLENS (#5 Welding); EFP8WLDLENS (#8 Welding); EFP10WLDLENS (#10 Welding); EFP12WLDLENS (#12 Welding)	EFPCLLENSREP (Clear); EFP3WLDLENS (#3 Welding); EFP5WLDLENS (#5 Welding); EFP8WLDLENS (#8 Welding); EFP10WLDLENS (#10 Welding); EFP12WLDLENS (#12 Welding)	EFPCLLENSREP (Clear); EFP10WLDLENS (#10 Welding)



GA225

Face Protectors

GA225 Face Shield (Blue-Point®)

- Adjustable, cushioned headband is removable
- Face shield provides impact resistance
- Includes GA225-1 Visor with PETG (impact resistance preferred)
- Measures approximately 7-3/4 x 15-1/4"
- Optional GA225-2 Visor with PC (high temperature resistance) is available

GA225-1 Replacement Visor with PETG (Blue-Point®)

- Replacement visor with PETG (impact resistance preferred) for GA225

GA225-2 Replacement Visor with PC (Blue-Point®)

- Replacement visor with PC (high temperature resistance) for GA225

EEFI Series Adaptor Sets

EEFI50023 M12 x 1.5 Banjo Bolt – Audi®, Porsche®, Saab®



GLASS1BK



GLASS1R

Safety Glasses/Glass 1 Series

Specifications	GLASS1BK	GLASS1R
Lens	Clear	Clear
Frame	Black	Red
Anti-fog Lens Coating	Yes	Yes
Anti-scratch Lens Coating	Yes	Yes
Temple Length Adjustment	Yes	Yes
Tilt Adjustment	Yes	Yes
Design	Contemporary and Lightweight	Contemporary and Lightweight
Meets Requirements	ANSI® Z87.1, CSA® Z94.3-1992, EN166	ANSI® Z87.1, CSA® Z94.3-1992, EN166



GLASS9BK



GLASS10BK



GLASS12BKA

Safety Glasses/Glass 9 and 10 Series

Specifications	GLASS9BK	GLASS10BK
Lens	Clear	Brown
Frame	Black	Black
Anti-fog Lens Coating	Yes	Yes
Anti-scratch Lens Coating	Yes	Yes
Temple Adjustment	Yes	Yes
Design	Contemporary, Sporty Wraparound	Contemporary, Sporty Wraparound
Meets Requirements	ANSI® Z87.1	ANSI® Z87.1

ANSI® Z87.1, CSA® Z94.3 and MIL-STD-662.

Safety Glasses/Glass 12 Series

Specifications	GLASS12BKA
Lens	Clear
Frame	Black Ear Pieces
Temple Adjustment	5 Position
Design	Frameless, Sleek, Contemporary
Meets Requirements	ANSI® Z87.1



GLASS20BKYA



GLASS20BKWA



GLASS20BLA



GLASS20BLM

Safety Glasses/Glass 20 Series

Specifications	GLASS20BKYA	GLASS20BKWA	GLASS20BLA	GLASS20BLM
Lens	Amber	Dark Green (Shade #5)	Clear	Mirror
Frame	Black	Black	Blue	Blue
Lens Replacement Available	GLASS20RLA	GLASS20LENSW	GLASS20RLC	N/A
Additional Info	White Snap-on® Logo on Temples	White Snap-on® Logo on Temples	White Snap-on® Logo on Temples	White Snap-on® Logo on Temples

ANSI® Z87.1, CSA® Z94.3 and MIL-STD-662



• Read safety precautions on pages W1 to W4

EYE PROTECTION



GLASS30BK



GLASS30R



GLASS31BK



GLASS31R

Safety Glasses/Glass 30 and 31 Series

Specifications	GLASS30BK	GLASS30R	GLASS31BK	GLASS31R
Lens	Clear	Clear	Clear	Clear
Frame	Black	Black	Black	Red
Anti-fog Lens Coating	Yes	Yes	Yes	Yes
Anti-scratch Lens Coating	Yes	Yes	Yes	Yes
Ventilation Channel	Yes	Yes	—	—

ANSI® Z87.1



GLASS50BK



GLASS50R



GLASS60BK



GLASS60R



GLASS60SAP

Safety Glasses/Glass 50 and 60 Series

Specifications	GLASS50BK	GLASS50R	GLASS60R	GLASS60BK	GLASS60SAP
Lens	Clear	Clear	Clear	Clear	Clear
Frame	Black	Red	Red	Black	Sapphire
Anti-fog Lens Coating	Yes	Yes	Yes	Yes	Yes

ANSI® Z87.1 and CE EN166



GLASS1BOTG



GLASSVIS

Protective Eyeshields

GLASS1BOTG Protective Eyeshields

- Single panoramic lens offers increased visibility
- Protective coating resists fogging, scratching, static and UV rays
- Frames adjust horizontally and vertically for comfort
- Side impact protection
- Universal nose bridge
- Snap-on® logo on the ear piece
- ANSI® Z87.1

GLASSVIS Protective Eyeshields

- Fit over prescription glasses or can be worn alone
- Wraparound side shields; impact-resistant with an anti-glare guard
- Clear uncoated lens with black frames
- ANSI® Z87.1, CSA® z94.3 and MIL-STD-662

Safety Goggles

GOGGLE1 Protective Goggles

- ANSI® Z87.1-1989

GOGGLE2ATOR Safety Goggles

- Durable molded frame with soft and flexible elastomer that seals for a custom-fit
- Quick-adjust headband clips permit fast and easy fitting
- Indirect ventilation system channels and directs air flow over the lens, minimizing fogging and improving vision potential while providing superior splash and impact protection
- Uvex® 4C+ lens coating to protect against fogging, scratches and UV rays
- ANSI® Z87.1



GOGGLE1



GOGGLE2ATOR

GLOVES

Technician SuperCuff® Gloves

GLOVE500 ‡

- Patented SuperCuff® design provides a super comfortable, snug and secure wrist closure will not restrict wrist and hand movement
- Heavy Lycra® panels between fingers provide greater comfort and fit
- Gloves are machine-washable—air dry only
- Reduced seam design for the index finger
- TPR stitching instead of sonic welding increases flexibility
- Silicone-printed Snap-on® logo on palm

Colors and Sizes Available

Size	Black	Red
Medium	BMC	RMC
Large	BLC	RLC
XL	BXLC	RXLC
XXL	BXXC	RXXC

ADD SUFFIX TO STOCK NUMBER FOR SPECIAL COLORS AND SIZES



GLOVE500RMC

Impact SuperCuff® Gloves

GLOVE501 ‡

- SuperCuff® design provides a super comfortable, snug and secure fit without restricting wrist and hand movement
- New reduced seam design for the index finger
- New full-finger dorsal thermoplastic rubber (TPR) protection
- New two-layer fingertips for longer life
- Enhanced dexterity
- Silicone-printed Snap-on® logo on palm
- TPR stitching instead of sonic welding increases flexibility
- Textured reinforcements on palm side fingertips for better grip on dry surfaces
- New reflective fingertips for increased visibility

Colors and Sizes Available

Size	Black	Red	Green
Medium	BMC	RMC	GM
Large	BLC	RLC	GL
XL	BXLC	RXLC	GXL
XXL	BXXC	RXXC	GXX

ADD SUFFIX TO STOCK NUMBER FOR SPECIAL COLORS AND SIZES



GLOVE501RLC



• ‡These products can expose you to chemicals which are known to the state of California to cause cancer and reproductive harm. See pages 906-907 for details.
• Read safety precautions on pages W1 to W4

GLOVES



GLOVE502RLB

Colors and Sizes Available

Size	Black	Red
Small	BSA	RSA
Medium	BMB	RMB
Large	BLB	RLB
XL	BXLB	RXLB
XXL	BXXB	RXXB

ADD SUFFIX TO STOCK NUMBER FOR SPECIAL COLORS AND SIZES



GLOVE503CLA

Sizes Available

Size	Suffix
Medium	CMA
Large	RLC
XL	RXLC
XXL	RXXC

ADD SUFFIX TO STOCK NUMBER FOR SIZES



GLOVE503HCXX



GLOVE506M

Sizes Available

Size	Suffix
Medium	M
Large	L
XL	XL
XXL	XX

ADD SUFFIX TO STOCK NUMBER FOR SIZES

Heavy-Duty SuperCuff® Gloves

GLOVE502 ‡

- Dual fingertip layers for protection and control
- Thermoplastic rubber (TPR) protection panels help eliminate cuts and scrapes
- Gel padding in the palm reduces impact
- 5 mm EVA foam
- TPR stitching instead of sonic welding increases flexibility
- Textured reinforcements on palm side fingertips for better grip on dry surfaces
- Silicone-printed Snap-on® logo on palm

Heavy-Duty Carbon Knuckle SuperCuff® Gloves

GLOVE503 ‡

- Hard carbon knuckle helps protect heavy impacts from knuckle and back of the hand area
- Two-layer palm with nonslip panels on the thumb, index and middle fingers allow the user to perform the most extreme tasks without losing control
- Gel padding in the palm reduces vibrations without compromising dexterity

Hi-Viz Carbon Knuckle SuperCuff® Gloves

GLOVE503HCXX ‡

- Provide additional hand protection, while the Hi-Viz yellow color keeps hands visible during use
- Patented SuperCuff® design provides a super comfortable snug and secure wrist closure without restricting wrist and hand movement
- High visibility color keep hands visible while performing all tasks at hand
- Two-layer palm with nonslip fingertip panels on the thumb, index and middle fingers allows the user to perform the most extreme tasks without losing control
- Tough synthetic leather palm
- Great for tow truck operations
- Low-profile thermoplastic rubber (TPR) logo treatments
- Heavy Lycra panels between the fingers allow for greater comfort and fit
- Gloves are machine washable, air dry only

Snap-on® Cut-Resistant Gloves

GLOVE506

- EN 388: 2016 Level D and ANSI® A4 cut resistance—full front- and back-of-hand protection
- Hi-Viz TrekDry® material keeps working hands cool and comfortable
- Reflective ink provides eye-catching luminance
- Stretch-elastic cuff provides a secure fit to the wrist
- Reinforced thumb and index finger provide added durability
- Anatomically designed two-piece palm eliminates material bunching
- Pinched fingertip construction improves strength and durability
- High-dexterity 0.6 mm synthetic leather
- Touchscreen-capable fingers, palm and index finger knuckle
- Machine washable

Snap-on® Cut-Resistant Impact Gloves

GLOVE507

- EN 388: 2016 Level D and ANSI® A4 cut resistance—full front- and back-of-hand protection
- Thermoplastic rubber (TPR) knuckle guards and full-length fingertip protection reduce the risk of impact and pinching injuries
- Reflective ink provides eye-catching luminance
- Hi-Viz TrekDry® material keeps working hands cool and comfortable
- Touchscreen-capable, durable synthetic palm
- Armortex® palm reinforcement panel
- Internal fingertip reinforcements on all fingers provide added durability
- Embossed and textured fingertips provides grip
- D30® palm padding absorbs and dissipates high-impact energy through the palm
- Machine washable

Sizes Available

Size	Suffix
Medium	M
Large	L
XL	XL
XXL	XX

ADD SUFFIX TO STOCK NUMBER FOR SIZES



GLOVE507M

Material4X® Standard Gloves

GLOVE310

- Seamless Material4X® palm delivers higher abrasion resistance and greater tear resistance than standard synthetic gloves
- Form-fitting TrekDry® material helps keep hands cool and comfortable
- Thermoplastic rubber (TPR) closure with hook-and-loop provides a secure fit
- Reinforcement panels in high-wear areas provides added durability
- Padded knuckle protects from bumps and scrapes
- Machine washable

Sizes Available

Size	Suffix
Medium	M
Large	L
XL	XL
XXL	XX

ADD SUFFIX TO STOCK NUMBER FOR SIZES



GLOVE310M

Material4X® Impact Gloves

GLOVE311

- Internal EVA back-of-hand foam padding reduces the risk of impact injuries
- Thermoplastic rubber (TPR) knuckle guard for added impact protection
- Form-fitting TrekDry® material keeps working hands cool and comfortable
- Flexible thermoplastic rubber (TPR) closure provides a secure fit to the wrist
- Material4X® internal fingertip reinforcements provide added durability
- Embossed and textured index finger and thumb provides grip
- D30® palm padding absorbs and dissipates high-impact energy through the palm
- Material4X® synthetic leather delivers greater abrasion resistance and greater tear resistance than standard synthetic gloves
- Machine washable

Sizes Available

Size	Suffix
Medium	M
Large	L
XL	XL
XXL	XX

ADD SUFFIX TO STOCK NUMBER FOR SIZES



GLOVE311M

Material4X® Impact Heavy-Duty Gloves

GLOVE312

- Thermoplastic rubber (TPR) knuckle guards and full-length fingertip protection reduce the risk of impact and pinching injuries
- Internally sewn index finger knuckle is designed to work with hand tools
- Form-fitting TrekDry® material keeps working hands cool and comfortable
- Flexible thermoplastic rubber (TPR) closure provides a secure fit to your wrist
- Armortex® palm reinforcement panel
- Material4X® internal fingertip reinforcements on all fingers for added durability
- Embossed and textured fingertips provide grip
- D30® palm padding absorbs and dissipates high-impact energy through the palm
- Material4X® synthetic leather delivers greater abrasion resistance and greater tear resistance than standard synthetic gloves
- Machine washable

Sizes Available

Size	Suffix
Medium	M
Large	L
XL	XL
XXL	XX

ADD SUFFIX TO STOCK NUMBER FOR SIZES



GLOVE312M



• ‡These products can expose you to chemicals which are known to the state of California to cause cancer and reproductive harm. See pages 906-907 for details.
• Read safety precautions on pages W1 to W4

GLOVES



GLOVE320L

Sizes Available

Size	Suffix
Medium	M
Large	L
XL	XL
XXL	XX

ADD SUFFIX TO STOCK NUMBER FOR SIZES

D30® Shock Absorbing Impact Gloves

GLOVE320

- D30® impact protection throughout the palm and fingers to absorb and dissipate impact and vibration
- 2 mm impact-absorbing D30® pads are sewn internally on all fingers
- 4 mm impact-absorbing D30® padded heel section
- Abrasion-resistant synthetic leather palm reinforcement adds comfort and durability
- Internally bonded dual-layer fingertips with hot-stamp texture
- Thermoplastic rubber (TPR) wrist closure provides a secure and snug fit
- Touchscreen capable



GLOVE309L

Sizes Available

Size	Suffix
Medium	M
Large	L
XL	XL

ADD SUFFIX TO STOCK NUMBER FOR SIZES

Snap-on® Impact Gloves

GLOVE309

- Thermoplastic rubber (TPR) knuckle guard and finger protection
- Durable microfiber palm with Armortex® palm reinforcement panel
- Dual-layer internal fingertip reinforces the index and thumb for added durability
- D30® palm padding absorbs impact and vibration
- Thermoplastic rubber (TPR) closure with hook-and-loop provides a secure fit



GLOVE800ML

Sizes Available

Size	Suffix
Medium/ Large	ML
XL/XXL	XLXX

ADD SUFFIX TO STOCK NUMBER FOR SIZES

Fingerless Impact Gloves

GLOVE800

- Palm reinforcements with PORON® padding protect hands and reduce hand fatigue
- Form-fitting spandex top
- EVA padded index finger knuckle
- Fingerless design for dexterity
- Flexible thermoplastic rubber (TPR) wrist closure



GLOVECAMOL

Sizes Available

Size	Suffix
Medium	M
Large	L
XL	XL

ADD SUFFIX TO STOCK NUMBER FOR SIZES

Woodland Camo Mechanic's Gloves

GLOVECAMO

- Form-fitting TrekDry® material with Woodland Camouflage helps keep hands cool and comfortable
- Thermoplastic rubber (TPR) hook-and-loop closure provides a secure fit
- Seamless single-layer palm for maximum dexterity
- Double-stitched index finger construction improves durability
- Machine washable

Original Mechanic's Gloves

GLOVE600

- Form-fitting spandex top
- Long-lasting two-layer thumb panel
- Additional panels of synthetic protection surround the fingertips
- Machine washable—will not shrink or fade
- Flexible thermoplastic rubber (TPR) wrist closure
- Moisture-wicking TrekDry® material
- Durable abrasion-resistant synthetic palm

Colors and Sizes Available

Size	Red	Green	Orange
Small	S		
Medium	M	MG	MO
Large	L	LG	LO
XL	XL	XLG	XLO
XXL	XXL		

ADD SUFFIX TO STOCK NUMBER FOR SPECIAL COLORS AND SIZES



GLOVE600L

Cold Weather Gloves

GLOVE304A

- Heavyweight fleece outer
- Windproof insert with an inner Nylex® lining
- Grip thumb and palm panel
- Nylon finger gussets stay flexible in all weather conditions
- Synthetic leather protects the outer edge of the thumb
- Gauntlet cuff with hook-and-loop closure
- Water-resistant grip with two-piece palm

Sizes Available

Size	Suffix
Small	S
Medium	M
Large	L
XL	XL
XXL	XX

ADD SUFFIX TO STOCK NUMBER FOR SIZES



GLOVE304AL

Cold Weather Impact Gloves

GLOVE307

- 5 mm EVA knuckle padding combined with Impact Guard™ on the index finger
- AX™ Materials Double Connect touchscreen-compatible thumb and index finger
- Hook-and-loop closure with Ariaprene® wrist panel for comfort and flexibility
- Triple-layer palm construction
- Micro-brushed tricot lining
- Water-repellent shell
- Gloves are machine-washable; air dry only

Sizes Available

Size	Suffix
Medium	M
Large	L
XL	XL
XXL	XX

ADD SUFFIX TO STOCK NUMBER FOR SIZES



GLOVE307L

Cold Weather Winter Impact Gloves

Cold Weather SuperCuff® Gloves

GLOVELMOSS‡

- Mossy Oak® poly-spandex fleece top lined with Bremberg® for additional insulation
- Lined genuine leather palm and index finger offers incredible dexterity and durability, along with added insulation for cold weather

Sizes Available

Size	Suffix
Medium	M
Large	L
XL	XL
XXL	XX

ADD SUFFIX TO STOCK NUMBER FOR SIZES



GLOVELMOSSL



- ‡These products can expose you to chemicals which are known to the state of California to cause cancer and reproductive harm. See pages 906-907 for details.
- Read safety precautions on pages W1 to W4

GLOVES



GLOVE505RL

Sizes Available

Size	Suffix
Medium	M
Large	L
XL	XL
XXL	XX

ADD SUFFIX TO STOCK NUMBER FOR SIZES

Deep Freeze Gloves

GLOVE505 ‡

- Extreme weather all-over protection
- Windproof/waterproof barrier
- Rubberized palm and thumb for a great grip
- Reflective fingertips and cuff piping
- Incredible dexterity



GLOVE1100L

Sizes Available

Size	Suffix
Medium	M
Large	L
XL	XL
XXL	XXL

ADD SUFFIX TO STOCK NUMBER FOR SIZES

Grip Gloves

GLOVE1100 Snap-on®

- Armortex® Grip covers the entire palm for durable gripping power
- Form-fitting TrekDry® material top
- Thermoplastic rubber (TPR) hook-and-loop closure provides a secure fit to the wrist
- Machine washable
- For a variety of uses, including material handling, maintenance, repair and home improvement projects
- CE approved



GLOVE601AL

Sizes Available

Size	Suffix
Small	S
Medium	M
Large	L
XL	XL
XXL	XX

ADD SUFFIX TO STOCK NUMBER FOR SIZES

Mossy Oak® Break-Up® Country Camo Gloves

GLOVE601A

- Form-fitting TrekDry® material with Mossy Oak® Break-Up® Country camouflage helps keep hands cool and comfortable
- Thermoplastic rubber (TPR) hook-and-loop closure provides a secure fit
- Seamless single-layer palm provides maximum dexterity
- Durable synthetic leather
- Machine washable



GLOVE900LR

Colors and Sizes Available



Size	Red	Green	Orange
Small	SR		
Medium	MR	MG	MO
Large	LR	LG	LO
XL	XLR	XLG	XLO
XXL	XXR	XXG	XXO

ADD SUFFIX TO STOCK NUMBER FOR SPECIAL COLORS AND SIZES

Touchscreen Slip-On Gloves

GLOVE900 ‡

- Touch-screen-compatible reinforced fingertips
- Slip-on elastic cuff allows for easy access
- Soft and durable premium mesh fabric on the top of hand for optimal comfort and flexibility
- Premium synthetic leather is used in split palm construction for long lasting durability
- Wraparound index finger construction protects the vulnerable wear and tear zone
- Lightweight fabric between fingers for excellent dexterity
- Reflective treatments for increased visibility

Abrasion-Resistant Nitrile Technician's Gloves

GLOVE400 ‡ (Blue-Point®)

- Nitrile-dipped coating for protection on dirty jobs
- Ergonomically pre-curved design for comfort
- High abrasion-resistance protects hand from sharp edges
- Incredible grip and dexterity on wet and dry surfaces
- Lightweight nylon shell provides a nice, snug fit
- 3 pk of gloves
- Lightweight nylon shell provides a nice, snug fit
- 3 pk of gloves

Sizes Available

Size	Suffix
Small	S
Medium	M
Large	L
XL	XL
XXL	XXL

ADD SUFFIX TO STOCK NUMBER FOR SIZES



GLOVE400L

Fast Fit Technician Gloves

GLOVE300B

- Easy on/off for ultimate convenience
- Great fit and feel; excellent value
- Performance plus economy
- Synthetic leather palm, stretch panels between the fingers
- Two way stretch spandex padded back

Sizes Available

Size	Suffix
Medium	M
Large	L
XL	XL
XXL	XX

ADD SUFFIX TO STOCK NUMBER FOR SIZES



GLOVE300BL

Snap-on® Leather Palm Technician Gloves

GLOVE701

- Comfortable stretch elastic cuff provides easy on-and-off flexibility
- Form-fitting TrekDry® material keeps working hands cool and comfortable
- Pinched fingertip construction improves strength
- Anatomically designed two-piece palm eliminates material bunching in the palm
- DuraHide® leather palm and thumb reinforcements provide extreme abrasion resistance
- Touchscreen-compatible index finger knuckle

Sizes Available

Size	Suffix
Medium	M
Large	L
XL	XL

ADD SUFFIX TO STOCK NUMBER FOR SIZES



GLOVE701L

Glove Dispensers

GLOVEHOLDERB Latex Glove Dispensing Rack

- Holds GLOVE5, GLOVE6, GLOVE7, GLOVE8 and GLOVE9 Series gloves
- Metal construction prevents damage
- Magnetic base allows attachment to the tool storage unit or other ferrous metal surface
- Three springs secure the box firmly in the holder
- Mounting holes for attachment to non-ferrous surfaces
- 10 x 5-5/8 x 3-7/8"
- Black



GLOVEHOLDERB



- ‡These products can expose you to chemicals which are known to the state of California to cause cancer and reproductive harm. See pages 906-907 for details.
- Read safety precautions on pages W1 to W4

SHOP SUPPLIES: LUBRICATION



AS16



AS8



ULUBE1

Anti-Seize Lubricants

- Premium general-purpose copper/graphite blend anti-seize compound
- Formulated to prevent seizing and galling at high temperatures (resistant to 1,800 °F)
- Lubricates and protects against corrosion
- Eases assembly and disassembly of metal parts while reducing friction and wear

AS16 Anti-Seize Lubricant

- 16 oz bottle with an applicator brush attached to cap
- Premium general-purpose copper/graphite blend antiseize compound
- Formulated to prevent seizing and galling at high temperatures (resistant to 1,800 °F)
- Lubricates and protects against corrosion
- Eases assembly and disassembly of metal parts while reducing friction and wear

AS8 Antiseize Lubricant

- 8 oz bottle with applicator brush attached to cap
- Premium general-purpose copper/graphite blend antiseize compound
- Formulated to prevent seizing and galling at high temperatures (resistant to 1,800 °F)
- Lubricates and protects against corrosion
- Eases assembly and disassembly of metal parts while reducing friction and wear

Synthetic Lubricant

ULUBE1 Synthetic Lubricant

- Easy-to-apply spray extends tool life
- Specially formulated for use with bearings and other rotating devices
- Case contains (12) 5.5 oz cans

AUTO CARE/DETAILING



BUFF3KIT

Buffing Kits

BUFF3KIT 6 pc Miniature Buffing Kit (Blue-Point®)

- Ideal for buffing and polishing autos, boats, motorcycles, aircraft and more
- Use on all painted surfaces, metal, chrome and wood
- Varied pad selection, from ultra fine to very aggressive
- Wavy edge allows the user to reach tight places
- Hook-and-loop retention system for quick, easy and secure pad/driver connection
- Includes (1) 1/4" shaft, (1) 3" dia. Shur-Grip pad holder, (1) blue wavy foam pad (fine polishing), (1) black lambswool pad (ultra-fine polishing), (1) twisted wool pad (aggressive buffing) and (1) fiberal wavy pad (ultra-coarse buffing)
- EU- GB

HAND CLEANERS



WOD303CSA



WOD503CSA



WOD1050CSA



WOD423CSA



WOD623CSA

Medicated Hand Cleaners

Medicated hand cleaner quickly dissolves and removes stubborn dirt and stains, while its antiseptic properties protect the skin

WOD303CSA Medicated Hand Cleaner

- Fresh orange scent
- Case of (4) 4-1/2 lb cans

WOD503CSA Medicated Hand Cleaner

- Case of (4) 4-1/2 lb cans

Pumice Hand Cleaners

Extra-strength pumice hand cleaner with antiseptic ingredient

WOD1050CSA Pumice Hand Cleaner

- Fresh orange scent
- Case contains (4) 1-gallon bottles

WOD423CSA Pumice Hand Cleaner

- Extra-strength pumice hand cleaner with antiseptic ingredient
- Fresh orange scent

- Case contains (4) 4-1/2 lb cans

WOD623CSA Pumice Hand Cleaner

- Case contains (4) 4-1/2 lb cans

Water-Activated Hand Cleaners

- Soybean-based, water-activated and concentrated formula with fibril scrubbers
- Contains antiseptic ingredient and conditioners for maximum skin protection

- Redline hand cleaner offers the highest performance skin cleaning with fibril/pumice double scrubbing action

WOD2025ACSA 84 oz Water-Activated Hand Cleaner (4-pack)

- Case of (4) 84 oz bottles
- Requires WOD1027 Pump-Style Hand Cleaner Dispenser

WOD2325ACSA 84 oz Redline High-Performance Hand Cleaner (4-pack)

- Case of (4) 84 oz bottles
- Requires WOD1027HT Pump-Style Hand Cleaner Dispenser

WOD2018ACSA Water-Activated Hand Cleaner

- Portable size is perfect for a tool box, cart or at home
- Squeeze bottle with no-drip nozzle
- Case of (12) 18 oz bottles

WOD2115ACSA Nitro-Gold Hand Cleaner

- For use in WOD8207 Auto Dispenser or WOD8307 Manual Dispenser
- Case of (4)

WOD2164ACSA Nitro-Gold Hand Cleaner

- Concentrated, water-activated formula contains fibril, a natural cellulose scrubber, helpful in removing the hardest-to-remove substances, such as grease, grime, fifth wheel grease, etc.
- 100% biodegradable surfactants that are eco-friendly
- No solvents to dry your skin
- Soybean oil for added cleansing and skin conditioning
- 1/2-gallon dispenser with pump and handle for easy transport

WOD2264ACSA Black Cherry Hand Cleaner

- Concentrated, water-activated formula contains fibril, a natural cellulose scrubber, helpful in removing the hardest-to-remove substances, such as grease, grime, fifth wheel grease, etc.
- 100% biodegradable surfactants are eco-friendly
- No solvents to dry your skin
- Soybean oil for added cleansing and skin conditioning
- 1/2-gallon dispenser with pump and handle for easy transport

WOD2518ACSA Black Cherry Hand Cleaner 18 oz

- No solvents means it won't dry your skin
- Very appealing black cherry fragrance
- Non-drying formulation
- Eco-friendly
- 100% biodegradable
- Environmentally safe

WOD2525ACSA 84 oz Black Cherry Hand Cleaner (4 pk)

- No solvents to dry your skin
- 100% biodegradable surfactants that are eco-friendly
- Soybean oil for added cleansing and skin conditioning
- Very appealing black cherry fragrance
- Non-drying formulation

WOD1125ACSA Water-Activated Hand Cleaner

- Water-activated, solvent-free, concentrated cleansing formula for the toughest soils
- Soybean oil, surfactants, conditioners and fibril to cleanse and condition your skin
- 100% biodegradable

WOD1025ACSA Nitro-Gold Water-Activated Hand Cleaner

- Water-activated, solvent-free, concentrated cleansing formula for the toughest soils
- Soybean oil, surfactants, conditioners and fibril to cleanse and condition your skin
- 100% biodegradable



WOD2025ACSA



WOD2325ACSA



WOD2018ACSA



WOD2115ACSA



WOD2164ACSA



WOD2264ACSA



WOD2518ACSA



WOD2525ACSA



WOD1125ACSA



WOD1025ACSA



- Do not ingest or use on face
- Read safety precautions on pages W1 to W4

SHOP SUPPLIES: HAND CLEANERS



WOD507



WOD1027



WOD1027HT



WOD8207



WOD8307



WOD1127



WOD5020



WOD1000A

Hand Cleaner Dispensers

WOD507 Heavy-Duty Hand Cleaner Dispenser

- Convenient for wall mounting
- Fits 4-1/2 lb can of hand cleaner

WOD1027 Pump-Style Hand Cleaner Dispenser

- Wall-mounted, pump-style dispenser for WOD2025ACSA or WOD2325ACSA hand cleaners in 84 oz bottles

WOD1027HT Pump-Style Hand Cleaner Dispenser

- Wall-mounted, pump-style dispenser for WOD2025ACSA or WOD2325ACSA hand cleaners in 84 oz bottles

WOD8207 Automatic Hand Cleaner Dispenser

- Auto-dispensing portion control means no waste, dripping or cross-contamination
- Over 900 washes per refill bottle
- Auto dispenser eliminates grease and grime accumulating on dispenser
- (4) D batteries will last 30,000 cycles (over 30 refills) or more than 18 months of battery life
- Sleek, ergonomic, attractive design is less than 4" wide, meeting the fire marshal code for hallways

WOD8307 Manual Hand Cleaner Dispenser

- Proprietary unit, refills only from your authorized Snap-on® franchisee (Refill: WOD2115ACSA)
- 2 mL dispenses with each activation and 750 hand washes per refill
- Sleek ergonomic and attractive design, less than 4" wide, meeting the fire marshal code for hallways
- Tamper-resistant and keyless locking cover
- Dispense from bottom, eliminating unused hand cleaner in refill

WOD1127 Touch-Free Hand Cleaner Dispenser

- Metered control for the exact amount needed to clean hands
- Long battery life with up to 80,000 activations
- No dripping, mess, or wasted soap
- Sleek, narrow design requires less wall space
- Works with WOD1025ACSA Nitro-Gold and WOD1125ACSA Black Cherry Hand Cleaner bottles

Hand and Shop Towels

WOD5020 Hand and Tool Cleaning Towels

- Convenient hand towels for cleaning oil and grease from tools or hands
- Towels contain lanolin and rust preventatives

Fingernail/Hand Brushes

WOD1000A Fingernail Brush

- Use with any WOD Series hand cleaner

Wire Brushes

- Ergonomic cushion-grip handle is designed for maximum comfort and control
- Use with both hands to maximize pressure
- Heavy-gauge stainless steel, or brass bristles, give the units maximum strength and durability
- Choice of brush width and length allows coverage of a wide range of applications, such as cleaning rusted threads, battery terminals and gaskets, rust removal prior to welding and caulk/adhesive removal

Stock No.	Description	Set Contains:			
		WBSET‡	WBSSSET‡	WBBS2BKT‡	WBSS2BKT
WBBS2‡	2" Miniature Brass Wire Brush	2		25	
WBSS2	2" Miniature Stainless Steel Wire Brush	1	1		25
WBSS3	3" Stainless Steel Wire Brush		1		
WBSS5	5" Stainless Steel Wire Brush				
WBSS8	7-3/4" Stainless Steel Wire Brush		1		
WBSS5CAL	5" Stainless Steel Wire Caliper Brush				



WBBS2



WBSS2



WBSS3



WBSS5



WBSS8



WBSS5CAL



WBSET



WBSSSET



WBBS2BKT



WBSS2BKT



AC58E



AC59C



AC5C



AC64B

Specialty Brushes

AC58E Wire Brush (Blue-Point®)

- Curved scratch brush
- Carbon steel bristles
- 13-3/4" long

AC59C Stainless Steel Wire Brush (Blue-Point®)

- Curved scratch brush with stainless steel bristles
- 13-3/4" long

AC5C Hand Scratch Brush (Blue-Point®)

- Stainless steel wire bristles for use where corrosive materials are found
- 7-7/8" long

AC64B Shoe Handle Scratch Brush (Blue-Point®)

- Carbon steel bristles
- 5" long



- Do not ingest or use on face
- ‡These products can expose you to chemicals which are known to the state of California to cause cancer and reproductive harm. See pages 906-907 for details.
- Read safety precautions on pages W1 to W4

SHOP SUPPLIES: WIRE WHEELS



AC48A



AC48ADAPT3/4



AC48ADAPT1

Crimped Industrial (Tempered High-Density Wire)

Stock No.	Brush Diameter, inches	Width, inches	Arbor Hole, inches	Maximum Safe Free Speed, RPM
AC48A	8	1	5/8	4,500

AC48A Crimped Industrial Wire Wheel (Blue-Point®)

- 8" dia., 5/8" arbor hole

AC48ADAPT1 Wire Wheel Shaft Adaptor (Blue-Point®)

- Adapts the AC48A to a 1" shaft

AC48ADAPT3/4 Wire Wheel Shaft Adaptor (Blue-Point®)

- Adapts the AC48A to a 3/4" shaft



AC26E

Crimped Heavy-Duty (Non-Tempered Wire)

Stock No.	Brush Diameter, inches	Width, inches	Arbor Hole, inches	Maximum Safe Free Speed, RPM
AC26E	6	29/32	5/8, 3/4, 1	6,000
AC28E	8	1-1/8	5/8, 3/4, 1	4,500

Twisted Tuft

Tufts are 1-1/4" long and are twisted about two-thirds of the way.



AC614B

Stock No.	Wheel Diameter, inches	Wheel Width, inches	Wire Size, inches	Arbor Hole, inches	Maximum Safe Free Speed, RPM
AC614B	6	1/2	.016	1/2, 5/8	9,000

Encapsulated

- Individual wire tips are encased in synthetic elastomer material (gradually wears away to expose only wire tips) for consistent stiff brushing action
- Ideal for auto body and surface applications



AC207A

Stock No.	Wheel Diameter, inches	Wheel Width, inches	Wire Size, inches	Arbor Hole, inches	Maximum Safe Free Speed, RPM
AC207A	2	1/4	.014	3/8, 1/2	18,000
AC217A	3	1/4	.014	3/8, 1/2	18,000

KNEE PADS/BACK SUPPORT



KNEEPAD2



KNEEPAD3

Knee Pads

KNEEPAD2 Kneepads

- Polypropylene cap protects against floor debris
- Outer cap is securely attached to padded nylon inner pad for maximum comfort
- Extra-wide hook-and-loop straps for easy on/off
- Lightweight

KNEEPAD3 Gel Cushioned Kneepads

- Wide neoprene rear lower flap reduces chafing
- Gel cushioned for maximum comfort
- Hook-and-loop straps for easy on/off, secure fit and comfort
- Hinged pad extensions for a comfortable fit



BACK1L

Colors and Sizes Available



Size	Black	Red
Small	SBK	S
Medium	MBK	M
Large	LBK	L
XL	XLBK	XL

ADD SUFFIX TO STOCK NUMBER FOR SPECIAL COLORS AND SIZES



BACK1LBK

Back Supports

- Curved, firm support pads help reduce back fatigue
- Unique patented lumbar pad design to firmly support the lower back
- Not a replacement for proper workplace design and proper training in lifting, twisting and bending movements

Stock No.	Size
BACK1S	Small, 27–32" waist
BACK1M	Medium, 31–36" waist
BACK1L	Large, 35–40" waist
BACK1XL	XL, 39–44" waist

DIAGNOSTICS

OVERVIEW	868
TRITON-D8	872
APOLLO-D8	873
ETHOS® EDGE	874
VANTAGE® ULTRA	875
SOLUS EDGE™	876
ZEUS®	877
DIAGNOSTIC THERMAL IMAGER	879
ACCESSORIES	882
GAS ANALYZER	894
SOFTWARE	897
HEAVY-DUTY PRO-LINK® ULTRA	900

DON'T JUST GET TO THE RIGHT ANSWER. GET TO IT FASTER.

From problem-solving scan tools to our top-of-the-line diagnostic and information system, Snap-on® has the right solution for every shop, every tech and every budget. Each platform is designed for intuitive operation and to help you pinpoint and fix the problems fast. Our revolutionary Intelligent Diagnostics takes the advantages a step further, by filtering out the steps you don't need to find the solution even quicker.



INTELLIGENT DIAGNOSTICS This groundbreaking user interface saves you time and money by providing access to the filtered code and vehicle-specific data – all on one screen. Its Smart Data provides PIDs relevant to the fault code on the specific vehicle you're working on.



SCAN TOOLS Our industry-leading scan tool features include OEM-specific coverage for dozens of systems on over 47 makes. Expert information on top repairs and real fixes for the specific vehicle and DTC. And other proprietary advantages you'll find nowhere else.



MULTIFUNCTION TOOLS Whether you need a platform that combines scan, scope and expert information resources in one tool, or additional features like a big 10-inch display, Windows® multitasking or the freedom of Wi-Fi and wireless scanning, you'll find it in our range of diagnostic tools.



LAB SCOPE Exclusive Fast-Track® Guided Component Tests and the accuracy of six million data samples per second help make your diagnoses and repairs even more precise.



TRITON DB



Scanner



ODD-II/EOBD



Quick Lookups



Previous Vehicles and Data



Guided Component Tests



Scope Multimeter



Tools

Snap-on



DIAGNOSTICS QUICK REFERENCE GUIDE

Whether you're a technician who's just starting out or a veteran of the shop, Snap-on has a diagnostic tool that's sure to fit.



P1000



ETHOS® Edge



SOLUS Edge™

Platform Features	P1000™	ETHOS® Edge	SOLUS Edge™
Automotive Coverage	•	•	•
Motorcycle Coverage	•		
Exclusive Intelligent Diagnostics* Access			
Preselected Technical Service Bulletins Specific To The Code and Vehicle			
Access To Smart Data For Code Specific Data			
Preselected Functional Tests and Resets Specific To The Code and Vehicle			
Preselected Guided Component Tests Specific To The Code and Vehicle			
Color Display Screen	5.6"	5.6"	8"
Touch Screen Operation	•	•	•
Hi-Speed Wireless Vehicle Connection			
Intuitive System Menu	•	•	•
Topic-Specific Help			
Exclusive Suretrack® Expert Information			•
Instant ID	•*	•	•
Quick Look-Ups From Home Screen		•	•
Tire & Wheel Service	•*	•	•
Oil Change Specs and Resets	•*	•	•
One-Touch Code Scan & Clear	•	•	•
Code Scan Report	•	•	
Vehicle System Report			•
Pre-/Post-Scan Report Auto Upload To Snap-On® Cloud			•
Device Screen Shots and Photos Upload To Snap-On® Cloud			
Oem-Specific Fault Codes	•	•	•
Functional Tests & Bi-Directional Controls	•	•	•
Enhanced Service Resets & Relearns Menu, Tsbs & Component-Based Top Repairs			
Relearns and Adaptations	•	•	•
Scope Multimeter			
Live Data Graphing (Scanner and/or Scope)	•	•	•
Side-By-Side Ctm and Scanner Viewing			
Exclusive Guided Component Tests			
Onboard Ctm Training Courses			
Wi-Fi Enabled	•	•	•
Internet Browser			
Software Subscription Program	•	•	•
Online Software Update Via ShopStream Connect™	•	•	•
Over-Air Automatic Software Update			
ShopKey® Repair Information (Optional)			
ShopKey® Management System (Optional)			
Internal 60 Gb Solid State Drive			
Onboard Camera			
Wireless Printing			
Microsoft® Security Essentials			
Install Your Own Software Applications			
Docking Station with Hdmi Port For External Display (Optional)			

*Available for automotive coverage only

*For full functionality, a subscription or current software license must be in place.

Some functions require Internet access

Some functions not available for all vehicle makes

TRITON-D₈® DIAGNOSTIC AND INFORMATION SYSTEM**TRITON-D₈®****EEMS343EUR****TRITON-D₈®****EEMS343EUR TRITON-D₈®**

- Scans for vehicle fault codes and diagnostic trouble codes (DTCs)
- Accesses OEM TSBs specifically related to the vehicle and DTC
- “Smart Data” automatically displays the vehicle data parameters (PIDs) relevant to the fault code; saves time by filtering unrelated data parameters
- Highlights vehicle data that is out of expected range
- Functional tests verify component operation; reset procedures complete the repair
- Guided component tests for the specific fault code and vehicle ensure support throughout the diagnostic process
- Fast and easy icon navigation operates completely by touchscreen, or with the 4-way keypad and Y/N button
- Enhanced coverage for nearly 50 makes without the cost and complexity of factory scan tools
- OEM specific coverage for dozens of vehicle systems, including the new systems techs need; like ADAS, hybrids, TPMS, steering, body controls, EVAP, clean diesels, and more
- Read and clear trouble codes; display detailed trouble code descriptions
- Graph from one to four live data parameters (PIDs) simultaneously; view up to eight data parameters in text mode
- Print, save, share and view vehicle system reports via the Snap-on® cloud
- Powerful functional tests and bidirectional controls provide control of vehicle systems for repair validation and a confident diagnosis
- No need to recharge; unique steady-charge battery technology charges via the data cable when connected to the vehicle
- High-capacity microSD™ card contains diagnostic software and stores the data files
- Overall dimensions: Width 11.1 x 6.3 x 1.6" (281 x 160 x 40.3 mm); weight (including battery) is 2.6 lb
- 8" diagonal, daylight-readable, color LCD display with touchscreen; 800 x 480 pixel resolution

Includes:

- TRITON-D₈®, upgradeable software on a microSD™, key-less data cable for all OBD-II vehicle applications—9' with an LED flashlight, lithium-ion battery pack, 120 V AC power adapter and cord
- USB cable for PC connection, custom-fit nylon carrying case, safety instructions, quick-start guide



EESC333EUR

Apollo-D₈™ Diagnostic and Information System

EESC333EUR APOLLO-D₈™ Intelligent Diagnostics

Full-Function Scan Tool

- Scans for vehicle fault codes and diagnostic trouble codes (DTCs)
- Accesses OEM TSBs specifically related to the vehicle and DTC
- “Smart Data” automatically displays the vehicle data parameters (PIDs) relevant to the fault code; saves time by filtering unrelated data parameters
- Highlights vehicle data that is out of expected range
- Functional tests verify component operation; reset procedures complete the repair after component replacement—only those that pertain to that fault code are shown
- Fast and easy icon navigation operates completely by touchscreen, or with the 4-way keypad and Y/N button
- Enhanced coverage for nearly 50 makes without the cost and complexity of factory scan tools
- OEM-specific coverage for dozens of vehicle systems, including the new systems techs need, like hybrids, TPMS, steering, body controls, EVAP, clean diesels and more
- Read and clear trouble codes; display detailed trouble code descriptions on-screen
- Graph from up to four live data parameters (PIDs) simultaneously; view up to eight data parameters in text mode

- Print/save/share/view results on a PC via ShopStream Connect™ software
- Powerful functional tests and bi-directional controls provide control of vehicle systems for repair validation and a confident diagnosis
- No need to stop to recharge; unique steady-charge battery technology charges via the data cable when connected to the vehicle
- High-capacity microSD® card contains diagnostic software and stores data files
- Overall dimensions: 11.1 x 6.3 x 1.6" (281 x 160 x 40.3 mm); weight (including battery) is 2.6 lb
- Display screen: 8" diagonal, daylight-readable LCD; 800 x 480 pixel, Color; Resistive touch-screen

Includes:

- APOLLO-D₈™ scan tool
- Upgradeable software on a microSD® card
- Key-less data cable for all OBD-II vehicle applications—9' with an LED flashlight
- Lithium-ion battery pack
- 120 V AC power adaptor and cord
- USB cable for PC connection
- Custom-fit nylon carrying case
- Safety instructions
- Quick-start guide
- Inclusive of European software



- Do not use in atmosphere with explosive vapor
- Read safety precautions on pages W1 to W4

ETHOS® EDGE SCAN TOOL

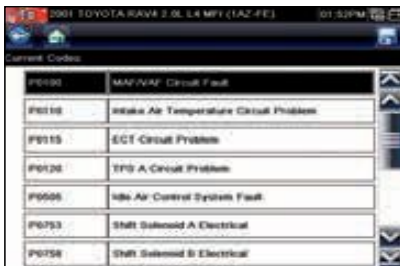
ETHOS® Edge




EESC332



OEM-specific codes and live data graphing for critical vehicle systems.



Read and clear OEM proprietary and global codes in just seconds with clear code definitions on screen.



Fast touch-screen operation for vehicle ID and navigation. Saves previous vehicles and data for review.



Graph up to four live data parameters at once. Set triggers to catch intermittent faults.

EESC332 ETHOS® Edge Scan Tool

- Full-function diagnostics, including codes, live data graphing, functional tests, service light resets, relearns and adaptations
- Coverage includes 1983–current vehicles (US vehicles only)
- OEM-specific coverage for 49 domestic, Asian and European makes
- Large, full-color 5.6" VGA touchscreen for precise graphing and detailed results
- Embedded SMX® Operating System is dedicated to diagnostic functions for fast, reliable operation
- Steady-charge system charges the lithium-ion battery from the vehicle, eliminating changing or charging batteries
- Super-fast startup—ready to work in just five seconds
- Automatic vehicle ID eliminates the need to manually enter the VIN
- One-touch full vehicle code scan and clear quickly checks and clears codes for all available modules on the vehicle

- High-capacity microSD® card contains diagnostic software and stores the data files
- Customizable tools: pause and review live data, create custom data lists, set min/max triggers to flag abnormal data and zoom in on graphs to monitor vehicle performance over time
- Detailed trouble code definitions, live data, functional tests, relearns, and adaptations
- Ability to record all available live data parameters and graph any four on screen simultaneously

Includes:

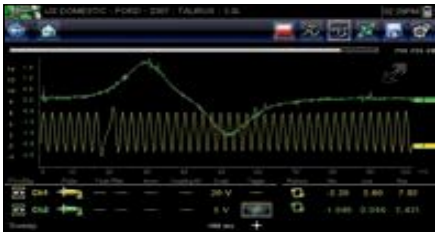
- ETHOS® Edge scan tool
- 5' data cable with a key-less OBD-II connector
- USB cable for connection to a PC
- Padded nylon carry case
- Battery pack
- AC power adaptor
- Quick-start guide



EAK0301B07C

EAK0301B07C European Vehicle Keys and Adaptors Kit

- For use with all ETHOS® series scan tools




Precision high-resolution display makes it easy to see vehicle faults and component failures.



EETM309



Component locator and connector diagrams show the best test locations.



Vehicle-specific tests for millions of component applications automatically preconfigure meter settings to save time and eliminate guesswork.



Exclusive Fast-Track® Guided Component Tests show where to test, how to connect and what to look for.

EETM309 Vantage® Ultra Component Test System

- The perfect companion to any scan tool – adds confidence to any diagnosis
- High-speed lab scope, digital and graphing meter and expert information makes it easy to verify component faults
- Exclusive Fast-Track® Troubleshooter guided component tests verify component failures with test procedures, automatic meter setup, connector diagrams, component locator and waveform library
- Test components before replacing for accurate first-time repairs
- Our fastest operating system with superfast boot-up in only five seconds – diagnostic results in only 30 seconds
- Easy one-touch navigation using big 8" color touch screen or keypad operation
- Vehicle-specific component tests for over 40 US, Asian and European makes, 1981–current
- PC connectivity via USB port; save, share, view, print files via ShopStream® Connect application available at no charge
- Coverage for thousands of components on all major vehicle systems – engine, fuel, transmission, emissions, ignition, ABS, lighting, solenoids, valve train, cooling, climate, anti-theft, oxygen sensor and many more
- Save your diagnostic results and screen images on internal microSD™ card
- 6 million samples/sec
- 3MHz bandwidth
- Preset and custom meter settings
- Peak detect, cursors and glitch capture to help find problems other scopes miss
- **Includes:** Vantage® Ultra component test meter, two shielded scope leads, probes, clips, 110 V AC power adaptor, high energy Lithium-ion battery pack and soft-sided nylon carry case
- **Optional accessories:** Precision low-amp probe, low-pressure transducer, medium-pressure transducer, high-pressure transducer, screen protectors, pressure adaptor (required for pressure transducer use), organizers for three-series carts, organizers for four-series carts and a wide range of ignition adaptors



- Do not use in atmosphere with explosive vapor
- Read safety precautions on pages W1 to W4

SOLUS Edge™ SCAN TOOL**SOLUS™ Edge****EESC320EUR****SOLUS Edge™ Scan Tool****EESC320EUR SOLUS Edge™ Full-Function Scan Tool with European Software**

- Wi-Fi access to SureTrack® expert information and verified parts replacement records for a confident diagnosis
- Super-fast startup—ready to use in just five seconds, with results in as little as 30 seconds
- Detailed trouble code definitions and live data—powerful functional tests, relearns, and adaptations to control vehicle systems and validate repairs
- Large 8" touchscreen display for great readability and ease of use
- Custom data lists—freeze frame, PID sorting, pause, zoom, PID trigger and cursor functions
- Embedded SMX® operating system is dedicated to diagnostic functions for fast and reliable operation
- Fast-Track® Troubleshooter database includes vehicle-specific tips, tests and time-savers
- Fast and easy icon navigation operates completely by touchscreen, or with the four-way keypad
- Enhanced coverage for over 49 makes, including domestic, Asian and European without the cost and complexity of factory scan tools (European coverage optional)
- OEM-specific coverage for more than 100 vehicle systems, including the new systems techs need, like hybrids, TPMS, steering, body controls, EVAP, clean diesels and more
- Print/save/share/view results on a PC via ShopStream Connect™ software
- No need to stop to recharge—unique steady-charge battery technology charges from the vehicle's power

Includes:

- SOLUS Edge™ scan tool
- Upgradeable software on a microSD® card
- Data cable for OBD-II vehicle applications
- Lithium-ion battery pack
- 110 V AC power adaptor
- USB cable for PC connection
- Screen protector
- Nylon carry case
- Safety instructions and user manual on CD

Optional Accessories:

- European software activation
- European vehicle adaptor kit
- OBD-I complete adaptor kit
- Extended-length 9' OBD-II data cable
- 3 pack of screen protectors
- 8' x 2' SOLUS Edge™ shop banner
- Inclusive of European software

**EAK0301B07C****SOLUS Edge™ Accessories****EAK0301B07C European Vehicle Keys and Adaptors Kit**

- For use with EESC320 SOLUS Edge™ scan tools



EEMS342EUR

ZEUS® Diagnostic and Information System

EEMS342EUR ZEUS® Intelligent Diagnostic and Information System

- Exclusively hosts the all-new Intelligent Diagnostics*
- Intelligent Diagnostics provides direct access to key information for the specific vehicle and code the technician is handling
- Get direct access through Intelligent Diagnostics to vehicle and code-specific TSBs, smart data, functional tests and reset procedures, Fast-Track® Troubleshooter Guided Component Test Meter and SureTrack® information
- TSBs provide the latest information and technical bulletins, straight from the manufacturers
- Smart data automatically creates a custom data list for a specific code and highlights the values that are out of range
- Fast, easy access to expert Information via SureTrack®—provides real-world repairs, tips and time savers from real technicians
- Avoid unnecessary parts replacement—exclusive Fast-Track® Troubleshooter Guided Component Tests show what to test, how to connect and what results to look for
- Access to the optional ShopKey® Pro (SureTrack® requires Wi-Fi access and the current software upgrade)
- Startup in about a minute; powers up in Ready Mode in just five seconds
- Secure 64 GB solid-state drive and a Quad-core Intel® Celeron® processor (1.83 GHz, 2 GB RAM, 32-bit)
- Built-in Wi-Fi and internet browser for the freedom to work wirelessly
- Thin, light tablet-style design with a high-resolution 1,280 x 800 pixel display
- Factory-installed antivirus and security essentials
- Comprehensive data manager can store thousands of vehicle records, customer data, vehicle IDs, fault codes, repair notes and diagnostic results
- Capacitive touchscreen is sensitive to every gesture
- Stay connected to the vehicle and the internet while moving freely around the service bay
- Modular, dockable scope/meter with 9' USB cable for extended reach and portability
- One-Touch Full Vehicle Code Scan and Clear—quickly checks and clears codes for all available modules on the vehicle
- Industry-leading functions, tests and coverage previously found only in expensive factory tools
- OEM-specific coverage for 49 makes, as far back as 1980 (European optional)
- Codes, live data, functional tests, relearns and adaptations for hundreds of vehicle systems
- High-speed 4-channel lab/ignition scope and digital/graphing meter
- Six megasamples/second sample rate and glitch-capture detects faults that other scopes miss
- Scale range: 0–100 mV to 0–400 V, 50 kV secondary ignition
- Sweep rate: 50 microseconds to 20 seconds (5 min in GMM mode) so the technician doesn't miss a thing
- Exclusive Fast-Track® Guided Component Tests for 40 domestic, Asian and European makes
- V DC, V AC, ohms, frequency, duty cycle, pulse width, diode test and more

*For full functionality a subscription or current software license must be in place.

ZEUS® Accessories

EAX0068L27A OBD-I DA-6 Cable Adaptor

- Expands the capabilities of the Compact Scan Module to include domestic, Asian, and European vehicles that use OBD-I test connections

EAX0072L01A DA-4EX OBD Cable Extender

- Expands the use of the SCAN Module Compact Scan Module in tight areas under the dash



- Do not use in atmosphere with explosive vapor
- Read safety precautions on pages W1 to W4

P1000™ MOTORCYCLE DIAGNOSTIC SCAN TOOL**EESC334MK****P1000™ Motorcycle Diagnostic Scan Tool****EESC334 P1000™ Motorcycle Scan Tool**

- Comprehensive diagnostics with codes, live data graphing, functional tests, relearns and adaptations
- Accelerates maintenance tasks with special functions like brake bleeding, service light reset, compression tests and fuel tank drain
- Embedded SMX® operating system dedicated to diagnostic functions for fast, reliable operation
- Steady-charge system charges the lithium-ion battery from the bike
- Consistent navigation for all makes, which is consistent with the current Snap-on® diagnostic range
- Operate with LCD touchscreen functionality or with the four-way keypad
- 5.6", daylight-readable, color LCD display with resistive touchscreen; 640 x 480 pixel resolution
- Compare any eight live data parameters on screen at once, or graph up to four simultaneously to isolate the root cause of vehicle problems
- One-touch full vehicle code scan reads all available vehicle systems
- Automatic vehicle ID eliminates the need to manually enter the VIN or vehicle ID on compatible vehicles
- Upgradeable software on microSD® card
- Key-less data cable for all OBD-II vehicle applications—9' with an LED flashlight
- Lithium-ion battery pack

- 120 V AC power adaptor and cord
- USB cable for PC connection
- Custom-fit nylon carrying case
- Safety instructions and quick-start guide

2-06250A Battery Pack**2-60666A Power Supply****EAK0333L20A Carry Case, Padded****EAX0066L81A USB Interface Cable****EAX0068L01AG OBD-I Data Cable****EAX0068L26A OBD-II Data Cable with LED Light, 9'****EAX0066L07A Power Cable, Battery Clip, 12 V****EESC334MK P1000™ Motorcycle Diagnostic Scan Tool (Master Kit)**

- Makes include: Harley-Davidson®, BMW®, Victory®, Indian®, Ducati®, Yamaha®, Honda®, Kawasaki® and Suzuki®
- Includes automotive coverage for domestic, Asian and European vehicles

EESC334EU P1000™ Motorcycle Scan Tool (European makes)**EESC334AS P1000™ Motorcycle Scan Tool (Asian makes)****EESC334NA P1000™ Motorcycle Scan Tool (North American makes)****EAX0068L26A****Scan Tool Accessories****EAK0347L20A Smart Vehicle Interface Adaptor Kit, BMW®****EAK0347L21A Smart Vehicle Interface Adaptor Kit, DLC Adaptor****EAK0347L22A Smart Vehicle Interface Adaptor Kit, Harley-Davidson®****EAK0347L23A Smart Vehicle Interface Adaptor Kit, Indian® and Victory®****EAK0347L24A Smart Vehicle Interface Adaptor Kit, Ducati®****EAK0347L25A Smart Vehicle Interface Adaptor Kit, Suzuki®****EAK0347L26A Smart Vehicle Interface Adaptor Kit, Honda®****EAK0347L27A Smart Vehicle Interface Adaptor Kit, Kawasaki®-1****EAK0347L28A Smart Vehicle Interface Adaptor Kit, Kawasaki®-2****EAK0347L29A Smart Vehicle Interface Adaptor Kit, Kawasaki®-3****EAK0347L30A Smart Vehicle Interface Adaptor Kit, Yamaha®****EAX0068L26A OBD-II Data Cable with LED Light, 9'****EAX0068L01AG OBD-I Data Cable****EAC0110L35A3 Display Protectors****EAK0313L05A Tote Case, Compact**



EETH300



EETH310

Diagnostic Tools

EETH300 Diagnostic Thermal Imager

- Uses infrared imaging technology to reveal heat from friction, electrical resistance, pressure changes and more
- See precise detail with complete thermal images made up of 4,800 temperature zones
- Shows extreme temperatures from -4–840 °F (-20–450 °C)
- Detects problems all around the vehicle: brakes, heated seats, misfires, HVAC, worn bearings, belts, emission controls and many more
- Exclusive database of guided tests shows dozens of valuable automotive applications
- Reference images showing normal components and failed components, so the technician knows exactly what to look for
- Large 3-1/2" color screen so the technician doesn't miss a clue; 320 x 240 pixel resolution
- Point at any area of the vehicle to see detailed images of an object's heat signature
- Color reference scale automatically calibrates, so the technician knows the temperature of everything in the image
- Images are captured with a pull of the trigger; saved images can be used for reference and to create convincing repair orders
- Pistol-grip ergonomics for comfort and convenient access to tight locations
- Rechargeable high-power lithium-ion battery with 4-hour charge life and convenient battery level indicator
- Image refresh rate: nine times per second
- Includes the thermal imager, microSD™ card, AC charger, USB cable a user guide

EETH310 Diagnostic Thermal Imager Elite

- Using Wi-Fi, upload images to ALTUSDRIVE.com to print, store and share images captured on the Thermal Imager Elite
- Point at any area of the vehicle to see detailed images of an object's heat signature
- Shows extreme temperatures from -4–840 °F (-20–450 °C)
- Detects problems all around the vehicle: brakes, heated seats, misfires, HVAC, worn bearings, belts, emission controls and many more
- Exclusive database of guided tests shows dozens of valuable automotive applications
- Reference images showing normal components and failed components, so the technician knows exactly what to look for
- Large 4.3" color screen so the technician doesn't miss a clue; 320 x 240 pixel resolution
- Customized views on screen assist in diagnosis and pinpointing location; choose from picture in picture, full thermal and side by side
- Color reference scale automatically calibrates, providing the temperature of everything in the image
- Images are captured with a pull of the trigger; saved images can be used for reference and to create convincing repair orders
- Pistol-grip ergonomics for comfort and convenient access to tight locations
- Rechargeable high-power lithium-ion battery with a 4-hour charge life and convenient battery level indicator
- Image refresh rate: nine times per second
- Includes a thermal imager, microSD® card, AC charger, USB cable and a user guide

2-05639A01 USB Charger/Cable



2-05639A01



- Do not use in atmosphere with explosive vapor
- Read safety precautions on pages W1 to W4

THERMAL IMAGER



EETH311

Diagnostic Tools

EETH311 Diagnostic Thermal Laser

- Thermal image blending with a visible-light camera to provide more detail
- 2.8" colored display with 32 x 32 thermal sensor resolution for clear and accurate viewing
- Temperature readings of up to 1,800 °F (982 °C) in laser mode, great for diagnosing and troubleshooting catalytic converters, exhaust manifolds and DPFs
- Delta feature in laser mode for capturing high and low readings, as well as their difference (delta), ideal for checking inlet and outlet temperatures of catalytic converters
- Stores hundreds of images
- Laser pointer for pinpoint accuracy on faulty parts
- LED light for use under dashes and in dark engine bays
- Images are captured with a pull of the trigger; saved images can be used for reference and to create convincing repair orders
- Pistol-grip ergonomics for comfort and convenient access to tight locations
- Rechargeable high-power lithium-ion battery with up to an 8-hour charge life and convenient battery level indicator
- USB cable for charging and transferring files to a computer to share with customers
- Includes the thermal Laser, AC charger, USB cable and a quick-start guide



EEDM300B

EEDM300B Scope/Meter, Two Channel

- Two-channel high-speed lab scope and digital graphing meter
- 20 megasamples/second/channel and 3 MHz bandwidth for accurate testing of high-speed signals used in the latest automotive technology
- Tests V DC, V AC, ohms, continuity, capacitance, frequency, duty cycle, pulse width and diodes
- Full-color, backlit high-resolution display for clear, precise results
- Selectable scales from 0–100 millivolt to 0–1,000 V DC
- High-energy, rechargeable NiMH battery for 8–12 hours of continuous use
- CAT III and CAT IV certification; hybrid-ready
- High-input impedance: 10 megohm avoids risk to electronic components
- Operate as a stand-alone tool or wirelessly with the VERDICT® system
- Scope sweep rates from 25 microseconds to 10 seconds (up to 60 minutes in DMM mode) for a wide range of applications
- 20 megasamples per second per channel and 290 data

points per screen makes it easy to catch component faults and glitches

- Additional features include graphing and digital results, and oversized digits for easy viewing at a distance
- Normal and inverse display for optimum visibility in daylight and dark
- Manual/auto configure
- Peak detect
- Freeze/run
- Easy setup with (4) function buttons and on-screen menus
- Color-coded waveforms; two channels to compare readings from multiple components side by side in real time

Includes:

- Test leads
- AC power adaptor/charger
- Quick Start Guide
- Soft case



- Do not use in atmosphere with explosive vapor
- Read safety precautions on pages W1 to W4

ZEUS®/VERUS® Edge/ VERUS® PRO ACCESSORIES



EAA0418L04A



EAK0301B10A



EAK0301B07C



EAA0365L04A



EAC0107L17A3

ZEUS®/VERUS® Edge Accessories

2-04339A Power Supply

- AC power supply for ZEUS® and VERUS® Edge

6-07121A Power Cord for 2-04339A Power Supply

EAA0418L04A Docking Station

- ZEUS®/VERUS® Edge docking station

EAA0418L05A Battery Pack

- ZEUS®/VERUS® Edge battery pack

EAA0418L11A Stylus with Two Spare Tips

- ZEUS®/VERUS® Edge stylus with (2) spare tips

EAC0107L19A1 Tempered Glass Screen Protector

- Tempered glass screen protector

EAK0301B07C VERUS® Series European Vehicle Keys and Adaptors Kit

- For use with all VERUS® Snap-on® scan tools

EAK0351L01A ZEUS® Scan Adaptor Set, OBD-I, pre-1996

EAK0351L02A ZEUS® European Vehicle Keys and Adaptors Kit

EAK0301B10A Scan Adaptor Set, OBD-I, Pre-1996

- OBD-I scan adaptor master kit for pre-1996 US and Asian vehicles
- Complete adaptor set of all available Snap-on® OBD-I adaptors for 1980–newer US and 1983–newer Asian vehicles
- Takes advantage of the OBD-I scanner coverage built into the diagnostic tool
- Kit includes a custom-molded organizer tray and data cable convertor, jumper lead set, ground lead, 12 V DC adaptor and (17) OBD-I adaptors for: Multi-1, Multi-2, Kia® 2, Ford® 1B, Ford® 4, GM® 1, Toyota® 1, Toyota® 2, Nissan® 1, Nissan® 2, Mazda® 1, Honda® 1, Mitsubishi® 1, Chrysler® 1, Chrysler® 2, Jeep® 1 and Hyundai® 2
- UL® and cUL listed

ZEUSFOAM2 Foam Drawer Inserts, ZEUS® for KRSC246 Cart

ZEUSFOAM3 Foam Drawer Inserts, ZEUS®, KRSC 3-Series Carts

ZEUSFOAM4 Foam Drawer Inserts, ZEUS®, KRSC 4-Series Carts

VERUS® PRO Accessories

EAA0365L04A Docking Station

- Convenient and secure charging station for VERUS® PRO
- Keeps the tool powered and charged up all day long—uses a standard power adaptor included with the VERUS® PRO
- 15-pin video connector connects to an external big-screen monitor to display VERUS® PRO results
- Built-in USB hub to connect up to four USB devices
- Multiposition stand: vertical, angle or fold to lay flat in a tool storage drawer
- Simple and secure drop-in docking makes for fast grab-and-go portability

EAC0107L17A3 Screen Protectors

- Includes three removable screen protector sheets
- Easy peel-and-stick application
- Custom fit for VERUS® PRO
- Simply peel off the old protector sheet and press on a new one
- Helps keep VERUS® PRO touchscreen clean and protected
- Helps maintain touchscreen sensitivity
- Protects the screen from scratches, solvents and dirt
- Crystal-clear protection for optimum viewing inside the shop or outside in the sun

3-06206A01 Stylus, Nylon, Black (3 pk)

- Durable black nylon stylus
- Soft tip to protect touchscreen

Service Banners

EAZ0077L41A Shop Banner, 8 x 2', VERUS® Edge

- 8 x 2' VERUS® Edge shop banner

EAZ0118L11A Shop Banner, 8 x 2', ZEUS®

Accessories shown on this page are intended to be used on the following Snap-on® Diagnostic Platforms: ZEUS®/VERUS® Edge/VERUS® PRO

SOLUS Ultra®



EAC0111L40A3



EAX0068L26A



EAK0313L05A



EAK0301B10A



EAK0301B07C



2-04650A

SOLUS Ultra® Accessories

EAC0111L40A3 Screen Guards, SOLUS Ultra®

- Includes (3) removable screen protector sheets
- Custom fit for the SOLUS Ultra® screen
- Easy peel-and-stick application
- Simply peel off the old protector sheet and press on a new one
- Helps keep the SOLUS Ultra® touchscreen clean and protected
- Helps maintain touch screen sensitivity
- Protects the screen from scratches, solvents and dirt
- Crystal-clear protection for optimum viewing inside the shop or outside in the sun

EAX0068L26A OBD-II Data Cable with LED Light, 9'

- Extended-length 9' scan data cable for increased mobility all around the vehicle while connected
- Built-in LED light makes it easy to find the vehicle data connector in a dark footwell
- No batteries needed—powered by the scan tool
- LED light is activated by a handy, momentary “On” push-button switch on the side of the connector
- Compatible with ETHOS®, SOLUS™ and MODIS™ Series diagnostic tools
- UL®/cUL listed

EAK0313L05A Tote Case, Compact

- Provides protection and portability in the shop or on the road
- Compact 14 x 11 x 3” size holds a diagnostic tool and some accessories
- Reinforced semi-rigid case with padded sides for protection of valuable diagnostic tools
- Tough polyester fabric with hook-and-loop straps inside to secure tools and accessories
- Bold embroidered Snap-on® logo promotes Snap-on® quality tools
- Elastic net compartment for small accessories
- Zippered on three sides so the case opens flat for easy access
- Sturdy sewn-in handle with a molded comfort grip
- Accommodates MODIS™ Series, SOLUS™ Series, VANTAGE® Series, ETHOS® Series

EAK0301B10A Scan Adaptor Set, OBD-I, Pre-1996

- OBD-I scan adaptor master kit for pre-1996 US and Asian vehicles
- Complete adaptor set of all available Snap-on® OBD-I adaptors for 1980–newer US and 1983–newer Asian vehicles
- Takes advantage of the OBD-I scanner coverage built into the diagnostic tool
- Kit includes a custom-molded organizer tray and data cable convertor, jumper lead set, ground lead, 12 V DC adaptor and (17) OBD-I adaptors for: Multi-1, Multi-2, Kia® 2, Ford® 1B, Ford® 4, GM® 1, Toyota® 1, Toyota® 2, Nissan® 1, Nissan® 2, Mazda® 1, Honda® 1, Mitsubishi® 1, Chrysler® 1, Chrysler® 2, Jeep® 1 and Hyundai® 2
- UL® and cUL listed

EAK0301B07C European Vehicle Keys and Adaptors Kit

- **EESP318E Software Activation Kit**
- Comprehensive OEM-specific coverage for servicing European makes
- Covers fault codes, live data parameters, functional tests, relearns and adaptations for dozens of vehicle systems
- Coverage for Audi®, BMW®, Fiat®, Jaguar®, Land Rover®, Mercedes®, MINI®, Porsche®, SMART®, Volvo® and Volkswagen® vehicles as far back as 1992
- Also requires the EAK0301B07B European Adaptor Kit

2-04650A Battery Pack

2-60666A Power Supply



• Do not use in atmosphere with explosive vapor
 • Read safety precautions on pages W1 to W4

SOLUS™ Edge ACCESSORIES**SOLUS™ Edge****EAK0301B07C****SOLUS Edge™ Accessories****EAC0111L76A3 Display Protectors****EAX0068L26A OBD-II Data Cable with LED Light, 9'****EAK0301B07C European Vehicle Keys and Adaptors Kit****EAK0301B10A Scan Adaptor Set, OBD-I, Pre-1996****EAZ0083L08A Shop Banner, 8 x 2', SOLUS Edge™****Scan Tool Accessories****EAK0301B10A Scan Adaptor Set, OBD-I, Pre-1996**

- OBD-I scan adaptor master kit for pre-1996 US and Asian vehicles
- Complete adaptor set of all available Snap-on® OBD-I adaptors for 1980–newer US and 1983–newer Asian vehicles
- Takes advantage of the OBD-I scanner coverage built into the diagnostic tool
- Kit includes a custom-molded organizer tray and data cable convertor, jumper lead set, ground lead, 12 V DC adaptor and (17) OBD-I adaptors for: Multi-1, Multi-2, Kia® 2, Ford® 1B, Ford® 4, GM® 1, Toyota® 1, Toyota® 2, Nissan® 1, Nissan® 2, Mazda® 1, Honda® 1, Mitsubishi® 1, Chrysler® 1, Chrysler® 2, Jeep® 1 and Hyundai® 2
- UL® and cUL listed

EAK0301B07C European Vehicle Keys and Adaptors Kit

- For use with all Snap-on® scan tools

TRITON-D8®/MODIS™ Edge/MODIS™ Ultra ACCESSORIES

MODIS™ Edge

MODIS™ Ultra



EAC0111L76A3



EAC0056L02A



EAK0301B10A



EAK0312L19A



EAK0313L05A



EAX0068L00C



EETA308D

MODIS™ Edge and MODIS™ Ultra Accessories

EAA0355L93A Data Cable Converter, Adaptor J1962 to DB15M

- For ETHOS®, MODIS™, SOLUS™ Series, VERDICT®, VERUS® PRO and VERUS® Edge

EAK0301B07C European Vehicle Keys and Adaptors Kit

EAK0301B06B European Vehicle Personality Key Kit

EAC0056L02A Pickup, 3-Flag,

Generic COP/CIC Adaptor

EAC0118L46A Hard Shell Carry Case

- Fits SOLUS Edge™, MODIS™ Edge, APOLLO D-8™, TRITON D-8®

2-04650A Battery Pack-MODIS® Ultra

2-06250A Battery Pack

2-09542A1 Test Probe Scope Black

2-09542A2 Test Probe Scope Red

2-60666A Power Supply

EAX0066L05B USB Interface Cable

EAK0301B10A Scan Adaptor Set, OBD-I, Pre-1996

EAK0312L19A Carry Case, Padded

EAK0313L05A Tote Case, Compact

EAX0024B10A Pressure

Transducer Cable

EAX0024B30A Pressure

Transducer Extension Cable, 6'

EAX0068L00C OBD-II Data Cable

EAX0068L01A OBD-I Data Cable

EEMS324PSA Adaptor,

Pressure Transducer

EEPV302AL Pressure Transducer with Cable, 0–100 PSI

EEPV302AT Pressure Transducer with Cable, 0–500 PSI

EEPV302AH Pressure Transducer with Cable, 0–5,000 PSI

EETA108B Test Lead Set, Extra Long

EETA308D Precision Low Amp Probe

EETA309A05A Secondary Coil Adaptor Lead

EAC0111L76A3 Display Protectors

- Includes (3) screen protector sheets
- Custom fit for the MODIS™ Series and SOLUS Edge™ screens
- Easy peel-and-stick application
- Simple to replace; peel off the old sheet and press on a new one
- Keeps screen clean and protected
- Helps maintain touchscreen sensitivity
- Protects screen from scratches, solvents, dirt, for a clear view
- Crystal-clear protection for optimum viewing in the shop or in the sun




- Do not use in atmosphere with explosive vapor
- Read safety precautions on pages W1 to W4

ETHOS®+/ETHOS® PRO/ETHOS® Edge ACCESSORIES

ETHOS®+



EAC0110L35A3



EAK0301B10A

ETHOS® PRO



EAK0301B07C



EAK0347L01A

ETHOS® Edge



EAK0312L19A



EAX0068L26A

ETHOS®+, ETHOS® PRO, ETHOS® Edge

EAC0110L35A3 Display Protectors

- Includes (3) screen protector sheets
- Custom fit for the screen on the ETHOS® Series
- Easy peel-and-stick application
- Simple to replace; peel off the old sheet, press on a new one
- Keeps screen clean and protected from scratches, solvents and dirt for a clear view
- Helps maintain touchscreen sensitivity
- Crystal-clear protection for optimum viewing in the shop

EAK0301B07C European Vehicle Keys and Adaptors Kit

- For use with all Snap-on® scan tools

EAK0301B06B European Vehicle Personality Key Kit

EAK0301B10A Scan Adaptor Set, OBD-I, Pre-1996

- OBD-I scan adaptor master kit for pre-1996 US and Asian vehicles
- Complete adaptor set of all available Snap-on® OBD-I adaptors for 1980–newer US and 1983–newer Asian vehicles
- Takes advantage of the OBD-I scanner coverage built into the diagnostic tool
- Kit includes a custom-molded organizer tray and data cable convertor, jumper lead set, ground lead, 12 V DC adaptor and (17) OBD-I adaptors for: Multi-1, Multi-2, Kia® 2, Ford® 1B, Ford® 4, GM® 1, Toyota® 1, Toyota® 2, Nissan® 1, Nissan® 2, Mazda® 1, Honda® 1, Mitsubishi® 1, Chrysler® 1, Chrysler® 2, Jeep® 1 and Hyundai® 2
- UL® and cUL listed

EAK0347L01A Smart Vehicle Interface for Harley-Davidson®

- Smart Vehicle Interface connects to Harley-Davidson® motorcycles—provides vehicle connection and activates software coverage
- Comprehensive coverage for all major systems on 2000–newer motorcycles, including engine, ABS, hands-free security, turn signal security, hand control module, body controls, instrument, speedometer, tachometer and more
- Read and clear OEM-specific fault codes, perform One-Touch Code Scan for all available systems and powerful functional tests to verify repairs, and display live data in digital and graphing views

- Includes both 4-pin and 6-pin standard connectors for Harley-Davidson® motorcycles
- Compatible with any Snap-on® diagnostic platform (except SOLUS PRO™) with upgrade 17.2 or newer
- Verify component operation with a wide range of functional tests: throttle position, cruise control, idle speed, bleed brakes, ABS, fuel pump, reset PIN, key reprogram, side car, gauges and more
- Handy support hook helps keep the Smart Interface safe from hot pipes and moving parts
- Includes Smart Vehicle Interface with 4-pin and 6-pin connectors, dust caps, support hook, 12 V DC power connector and a nylon case

EAK0312L19A Carry Case, Padded

- Provides protection and portability in the shop or on the road
- Reinforced semi-rigid nylon case with padded sides for protection of valuable diagnostic tools
- Three padded compartments for Snap-on® diagnostic tools and two elastic net compartments for accessories
- Zippered on three sides so the case opens flat for easy access
- Generous 14 x 19 x 4" size holds a diagnostic tool and many accessories
- Sturdy sewn-in handle and embroidered Snap-on® logo
- Accommodates VERUS™ PRO, VERDICT®, MODIS™ Series, SOLUS™ Series, ETHOS® Series and VANTAGE® Series tools

EAX0068L26A OBD-II Data Cable with LED Light, 9'

- Extended-length 9' scan data cable for increased mobility all around the vehicle while connected
- Built-in LED light makes it easy to find the vehicle data connector in a dark footwell
- No batteries needed—powered by the scan tool
- LED light is activated by a handy, momentary "On" push-button switch on the side of the connector
- Compatible with ETHOS®, SOLUS™ and MODIS™ Series diagnostic tools
- UL®/cUL listed

Coil-In-Cap (CIC) Ignition Coil Adaptors**EETM306A05 CIC-2 Ignition Pickup**

- The kV Module CIC-2 adaptor is designed to work with most Toyota® and some Honda® Coil-In-Cap systems

EETM306A06 CIC-1c Ignition Pickup

- kV Module HEI Adaptor CIC-1 Adaptor is designed to work with General Motors® HEI Coil-In-Cap systems



EETM306A05

Coil-On-Plug (COP) Ignition Coil Adaptors**EETM306A03 Adaptor, Ignition Coil, Ford® (COP-1)**

- Fits 1996–2000 Taurus® SHO 3.4 L; 1997–2000 E- and F-Series with 5.4 L and 6.8 L engines; 1998 Mark VIII® with a 4.6 L engine; 1998–2000 Crown Victoria®, Grand Marquis®, Town Car® and 1999–2000 Mustang®

EETM306A04 Adaptor, Ignition Coil, Chrysler® (COP-2)

- Fits 1998–2000 Concord®, LHS®, and 300M with 2.7 L, 3.2 L and 3.5 L engines; 1998–2000 Intrepid® with 2.7 L and 3.2 L engines; and 1998–2000 Prowler® with a 3.5 L engine

EETM306A08 Adaptor, Ignition Coil, Acura®/Honda®/Isuzu® (COP-4)

- Fits 1996–1999 Acura® SLX and Honda® Passport® and 1997–1999 Isuzu® Amigo, Rodeo® and Trooper; can also be used on the front cylinder bank of 1994–1999 Nissan® Maxima® with a 3.0 L engine

EETM306A09 Adaptor, Ignition Coil, Volvo®/BMW® (COP-5)

- Fits 1992–1997 Volvo® 960; 1998 Volvo® S90 and V90; and 1999–2000 Volvo® S70, V70, S80 and V80; also fits BMW® models with 11-860 Series Breml coils, 0040100002 Series Beru coils and 0221504004 Series Bosch® coils

EETM306A10 Adaptor, Ignition Coil, Mercedes-Benz® (COP-6)

- Fits 1996–1999 S600, SL600, and CL600 models with an M120 engine; and 1996–1997 E420, S420, S500 and SL500 with an M119 engine

EETM306A11 Adaptor, Ignition Coil, Mercedes-Benz® Dual (COP-7)

- Fits 1998–2000 Mercedes-Benz® models with the M112 and M113 engines

EETM306A12 Adaptor, Ignition Coil, BMW® (COP-8)

- Fits all BMW® vehicles with Breml 11-852 and 11-856 series coils, and all BMW® vehicles with Zundspule coils

EETM306A13 Adaptor, Ignition Coil, Lexus® (COP-9)

- Fits 1998–2001 GS400/LS400 models with a 1UZ-FE engine, 1998–2001 LX470 models with a 2UZ-FE engine and all other models equipped with Lexus® coil part number 90919-02228

EETM306A14 Adaptor, Ignition Coil, Chrysler®/Jeep®/Lexus®/Toyota® (COP-11)

- For use on Chrysler®, Jeep®, Lexus® and Toyota® vehicles



EETM306A03



- Do not use in atmosphere with explosive vapor
- Read safety precautions on pages W1 to W4

SERVICE BANNERS



EAZ0083L08A



EAZ0042B17A

Service Banners

- Shows your customers that the shop is well equipped with the latest diagnostic and information technology to do the job right the first time
- Big, bright, full-color 8' L x 2' H shop banner
- Durable, heavy 15 oz ultra-flex vinyl with reinforced grommets for easy hanging

- EAZ0042B17A Shop Banner, 8 x 2', ShopKey®
- EAZ0118L11A Shop Banner, 8 x 2', ZEUS®
- EAZ0125L11A Shop Banner, 8 x 2', APOLLO-D8™
- EAZ0077L41A Shop Banner, 8 x 2', VERUS® Edge
- EAZ0083L08A Shop Banner, 8 x 2', SOLUS Edge™
- SS3292 Tire Service Shop Banner
- SS3293 TPMS Shop Banner

SCOPE AND METER ACCESSORIES:

ZEUS®/VERUS® Edge/VERUS® PRO/VERDICT®/ TRITON-D8®/MODIS™ Edge/VANTAGE® Ultra



EEPV302AT



EAX0024B40A



EAX0024B30A



EEMS324PSA

Pressure Transducers Kits

EEPV302AH Pressure Transducer with Cable, 0–5,000 PSI

- Typical applications include ABS, PS, transmissions, hydraulics and fuel systems
- ZEUS®, VERUS® Edge and VERUS® PRO require EEMS301A05
- TRITON-D8®/MODIS™ Ultra/MODIS Edge™/VANTAGE® Ultra require EEMS324PSA

EEPV302AL Pressure Transducer with Cable, 0–100 PSI

- Keep MODIS™ on duty all day long with a spare high-energy NiMH battery charged and ready to go
- Typical applications include ABS, PS, transmissions, hydraulics and fuel systems
- ZEUS®, VERUS® Edge, and VERUS® PRO require EEMS301A05
- TRITON-D8®/MODIS™ Ultra/MODIS Edge™/VANTAGE® Ultra require EEMS324PSA
- VERDICT®/MODIS™ Ultra/MODIS™ Edge and VANTAGE® Ultra require EEMS324PSA

EEPV302AT Pressure Transducer with Cable, 0–500 PSI

- 0–5,000 PSI
- Typical applications include ABS, PS, transmissions, hydraulics and fuel systems
- ZEUS®, VERUS® Edge, and VERUS® PRO require EEMS301A05
- TRITON-D8®, MODIS™ Ultra, MODIS Edge™ and VANTAGE® Ultra require EEMS324PSA

EAX0024B30A Pressure Transducer Extension Cable, 6'

- Allows operation of the meter from the driver's seat during road testing
- 6' length

EAX0024B40A Transducer Y Adaptor Cable

- Permits simultaneous connection of two transducers for multiple tests

EEMS324PSA Adaptor, Pressure Transducer

- Adapts standard meter jacks to EEPV302AL, EEPV302AT and EEPV302AH pressure transducers (not included)
 - Provides connection of a transducer plug to standard meter jacks and provides power to the pressure transducers
 - Use up to two transducers simultaneously
 - View results on VANTAGE® and Triton-D8® test meters
- #### EEMS301A05 Split Lead Adaptor
- Adapts standard meter jacks to EEPV302AL, EEPV302AT and EEPV302AH pressure transducers (not included)
 - Provides connection of a transducer plug to standard meter jacks and provides power to the pressure transducers
 - Use up to two transducers simultaneously
 - View results on ZEUS® and VERUS® test meters
 - Connection for RPM lead

SCOPE AND METER ACCESSORIES: ZEUS®/VERUS® Edge/VERUS® PRO/VERDICT®/ TRITON-D8®/MODIS™ Edge/VANTAGE® Ultra



EETA108B

Scope Leads

EETA108B Test Lead Set, Extra Long

- 10' leads extend the reach of meter leads for testing hard-to-reach components
- Shielded leads block radio frequency interference (RFI)



EESX306A

WaveForm Demonstration Tool

EESX306A Generator, Diagnostic Waveform

- Versatile scope training/demo tool
- Use with any scope
- Simulates good waveforms, bad waveforms and glitches
- Square wave, variable duty, FI pattern, AC signal and secondary ignition pattern
- Adjustable frequency, voltage, RPM and amplitude

EESX306SC Scanner Demonstration Tool

EESX306SP Scope Demonstration Tool

EESX310 WaveForm Demonstration Tool

Scanner Adaptors

EAA0355L10A GM®-1 Adaptor

EAA0355L20C Ford®-1A Adaptor

EAA0355L30A Chrysler®-1 Adaptor

EAA0355L31A Chrysler®-2 Adaptor

EAA0355L40A Nissan®-1 Adaptor

EAA0355L42A Multi-2 Import Adaptor

EAA0355L49A Jeep®-1 Adaptor

EAA0355L50A Toyota®-1 Adaptor

EAA0355L51A Hyundai®-2 Adaptor

EAA0355L52A Toyota®-2 Adaptor

EAA0355L53A Mazda®-1 Adaptor

EAA0355L55A Mitsubishi®-1 Adaptor

EAA0355L56A VW®-1 Adaptor

EAA0355L58A Nissan®-2 Adaptor

EAA0355L62A Mercedes-Benz® Adaptor

EAA0355L70A Ford®-4 Adaptor

EAA0355L74A BMW® Adaptor

EAA0355L75A MB-2A Adaptor

EAA0355L77A Honda®-1 Adaptor

EAA0355L90B Multi-1 Universal Adaptor

EAX0066L41A Ground Leads

EAX0066L43A Adaptor Wire Terminal Kit

Scan Tool Accessories

EAK0347L01A Smart Vehicle Interface for Harley-Davidson®

- Smart Vehicle Interface connects to Harley-Davidson® motorcycles—provides vehicle connection and activates software coverage
- Comprehensive coverage for all major systems on 2000–newer motorcycles, including engine, ABS, hands-free security, turn signal security, hand control module, body controls, instrument, speedometer, tachometer and more
- Read and clear OEM-specific fault codes, perform One-Touch Code Scan for all available systems and powerful functional tests to verify repairs, and display live data in digital and graphing views
- Includes both 4-pin and 6-pin standard connectors for Harley-Davidson® motorcycles
- Compatible with any Snap-on® diagnostic platform (except SOLUS PRO™) with upgrade 17.2 or newer
- Verify component operation with a wide range of functional tests: throttle position, cruise control, idle speed, bleed brakes, ABS, fuel pump, reset PIN, key reprogram, side car, gauges and more
- Handy support hook helps keep the Smart Interface safe from hot pipes and moving parts
- Includes Smart Vehicle Interface with 4-pin and 6-pin connectors, dust caps, support hook, 12 V DC power connector and a nylon case



- Do not use in atmosphere with explosive vapor
- Read safety precautions on pages W1 to W4

SCOPE AND METER ACCESSORIES: VERUS® PRO/VERUS® Edge/VERDICT®/ MODIS™ Ultra/MODIS™ Edge/VANTAGE® Ultra



EAK0301B10A

Scan Tool Accessories

EAK0288B04B OBD-I Domestic/Asian Vehicle Adaptor Kit 1

- For US and Asian applications
- Includes the following communication adaptors: Chrysler® 1, Chrysler® 2, Jeep® 1, Import Multi 2, Hyundai® 2, ground leads and jumper leads
- Fits VERUS®, VERUS® Wireless, VERDICT®, SOLUS PRO™, SOLUS Ultra®, MODIS™ and ETHOS® diagnostic units

EAK0301B07C VERUS® Series European Vehicle Keys and Adaptors Kit

- For use with all VERUS® Snap-on® scan tools

EAK0301B10A Scan Adaptor Set, OBD-I, Pre-1996

- OBD-I scan adaptor master kit for pre-1996 US and Asian vehicles
- Complete adaptor set of all available Snap-on® OBD-I adaptors for 1980–newer US and 1983–newer Asian vehicles
- Takes advantage of the OBD-I scanner coverage built into the diagnostic tool
- Kit includes a custom-molded organizer tray and data cable converter, jumper lead set, ground lead, 12 V DC adaptor and (17) OBD-I adaptors for: Multi-1, Multi-2, Kia® 2, Ford® 1B, Ford® 4, GM® 1, Toyota® 1, Toyota® 2, Nissan® 1, Nissan® 2, Mazda® 1, Honda® 1, Mitsubishi® 1, Chrysler® 1, Chrysler® 2, Jeep® 1 and Hyundai® 2
- UL® and cUL listed

EAX0066L04B Power Cable, Battery Clip, 12 V

- Provides 12 V power from battery terminals for diagnostic scan tool platform

EAX0066L07A Power Cable, Battery Clip, 12 V

- Provides 12 V power from battery clips or 12 V charger connector

EAX0066L10B Power Cable, Power Outlet Plug, 12 V

- 12 V lighter power cable for diagnostic scan tool platform

EAX0066L50A Replacement Data Cable

- Use for connection between a scan tool and vehicle adaptors
- For VERUS®, MODIS™ and SOLUS PRO™ diagnostic units only

EAX0068L00C OBD-II Data Cable

- Fits VERUS® PRO, VERUS® Wireless, VERDICT®, MODIS™ Ultra, SOLUS Ultra® and SOLUS Edge™ scan tools

EAX0068L01A OBD-I Data Cable

- Fits VERUS® PRO, VERUS® Wireless, VERDICT®, MODIS™ Ultra, SOLUS Ultra® and SOLUS Edge™ diagnostic units

EAX0068L26A OBD-II Data Cable with LED Light, 9'

- Extended-length 9' scan data cable for increased mobility all around the vehicle while connected
- Built-in LED light makes it easy to find the vehicle data connector in a dark footwell
- No batteries needed—powered by the scan tool
- LED light is activated by a handy, momentary “On” push-button switch on the side of the connector
- Compatible with ETHOS®, SOLUS™ and MODIS™ Series diagnostic tools
- UL®/cUL listed

EETA309A05A Secondary Coil Adaptor Lead

- Connects to the optional secondary adaptors to display secondary waveforms

EETM303A05A Inductive RPM Pickup

- Connects to the DB9F connector (AUX)
- Use to trigger a waveform or view RPM

EETM306A02 Secondary Ignition Clip-On Wire Adaptor

- Connects the optional Secondary Coil Adaptor Lead to the vehicle's secondary wire
- Use to view an ignition pattern



EETM303A05A

Probes and Adaptors

EETA308D Precision Low Amp Probe

- Hall effect technology gives accurate, non-intrusive circuit testing
- Performs precision testing of parasitic draw, injectors, pumps, relays and more
- Spring clamp operation can test wires up to 1/2" dia
- Scale ranges: 20 and 60 A
- Resolution: +/- 1 mA
- Internally powered by a 9 V battery



EETA308D

EEMS301A05 Split Lead Adaptor

- Adapts standard meter jacks to EEPV302AL, EEPV302AT and EEPV302AH pressure transducers (not included)
- Provides connection of a transducer plug to standard meter jacks and provides power to the pressure transducers
- Use up to two transducers simultaneously
- View results on ZEUS® and VERUS® test meters
- Connection for RPM lead



EEMS301A05

Test Leads

- Shielded, soft, flexible leads for meter and scope measurement
- Stackable, right angle ground plug is attached

6-03022A Channel 1 Yellow/Black Lead

- Channel 1 (yellow)

6-03122A Channel 1 Green/Black Lead

- Channel 2 (green)

6-03222A Channel 1 Blue Lead

- Channel 3 (blue)

6-03322A Channel 1 Red Lead

- Channel 4 (red)



6-03022A



6-03122A

Alligator Clips

- Spring loaded clips provide secure, insulated connection for meter and scope measurements

2-06433A1 Alligator Clip, Black

2-06433A2 Alligator Clip, Red

2-06433A3 Alligator Clip, Blue

2-06433A4 Alligator Clip, Yellow

2-06433A5 Alligator Clip, Green

Adaptors and Pickups

MTTL430 Backprobe Adaptors (3 pack)

- Bendable stainless steel tips for easy insertion into terminal connectors
- Three ID boot colors for quick circuit identification
- Premium component construction-stainless steel tips, high-temperature composite and boot materials for a long, reliable life
- Textured composite body for a good grip
- Recessed loop ends for a fast and reliable connection using alligator clips, grabbers or hook connections
- Removable boots enable custom color selections or restoring color to tired and dirty used boots with the MTTLBOOTS multi-pack of boots
- Portable storage strip holds all three probes



MTTL430

Accessories shown on this page can be used on the following Snap-on® Diagnostic Platforms: VERUS®/VERUS® Wireless/VERUS® PRO/VERUS® Edge/ZEUS®/VERDICT®/MODIS™ Ultra/MODIS™ Edge/VANTAGE® PRO/VANTAGE® Ultra.



- Do not use in atmosphere with explosive vapor
- Read safety precautions on pages W1 to W4

SCOPE AND METER ACCESSORIES

Multi-Cylinder Secondary Ignition Scope Adaptors

Exclusive kV ignition adaptors make for easy connection and testing of secondary ignition on coil-on-plug (COP) and coil-in-cap (CIC) systems. Custom fit to vehicle ignition systems. Requires EAK0294B09A ignition scope lead kit.



EAC0056L00A



EAC0056L02A



EAC0056L03A

EAC0056L00A Pickup, 1-Flag, Generic COP/CIC Adaptor

- Use with 3-flag pickup for 4-cylinder engines or use two with two 3-flag pickups for V8 engines
- Single-cylinder pickup

EAC0056L02A Pickup, 3-Flag, Generic COP/CIC Adaptor

- Use two for 6-cylinder engines

EAC0056L03A Pickup, Stick, Generic COP/CIC Adaptor

- Use with straight 4-cylinder engines
- Three-cylinder pickup
- Use two for V6 engines or use two with single-cylinder pickup for V8 engines

EAC0056L01A 2-Flag Pickup



EETA309A15

Secondary Ignition Adaptors

EETA309A15 Secondary Ignition, SIA2000™ Adaptor

- Distributorless ignition kit for waste spark and direct ignition systems
- Displays and labels cylinder firings in series across one channel for direct ignition and two channels for waste spark systems
- Direct ignition systems also require optional ignition coil adaptors



EAK0294B09A

EAK0294B09A Ignition Lead Kit

- For multi-cylinder secondary ignition testing
- Includes an inductive RPM pickup trigger, coil adaptor lead and secondary kV clip-on probe
- Ideal for distributor systems and for COP/CIC systems

2-12203A RCA Gender Adaptor

Accessories shown on this page can be used on the following Snap-on® Diagnostic Platforms: VERUS®/VERUS® Wireless/VERUS® PRO/VERUS® Edge/ZEUS®/VERDICT®/MODIS™ Ultra/MODIS™ Edge/VANTAGE® PRO/VANTAGE® Ultra



EAC0056L00A

Scope Accessories

EAC0056L00A Pickup, 1-Flag, Generic COP/CIC Adaptor

- Use with 3-flag pick up for 4-cylinder engines or use two with two 3-flag pickups for V8 engines
- Single-cylinder pickup

EAC0056L02A Pickup, 3-Flag, Generic COP/CIC Adaptor

- Use two for 6-cylinder engines

EAC0056L03A Pickup, Stick, Generic COP/CIC Adaptor

- Use with straight 4-cylinder engines
- Three-cylinder pickup
- Use two for V6 engines or use two with single-cylinder pickup for V8 engines

EETM306A03 Adaptor, Ignition Coil, Ford® (COP-1)

- Fits 1996–2000 Taurus® SHO 3.4 L; 1997–2000 E- and F-Series with 5.4 L and 6.8 L engines; 1998 Mark VIII® with a 4.6 L engine; 1998–2000 Crown Victoria®, Grand Marquis®, Town Car® and 1999–2000 Mustang®

EETM306A04 Adaptor, Ignition Coil, Chrysler® (COP-2)

- Fits 1998–2000 Concord®, LHS®, and 300M with 2.7 L, 3.2 L and 3.5 L engines; 1998–2000 Intrepid® with 2.7 L and 3.2 L engines; and 1998–2000 Prowler® with a 3.5 L engine

EETM306A05 CIC-2 Ignition Pickup

- The kV Module CIC-2 adaptor is designed to work with most Toyota® and some Honda® Coil-In-Cap systems

EETM306A06 CIC-1c Ignition Pickup

- kV Module HEI Adaptor CIC-1 Adaptor is designed to work with General Motors® HEI Coil-In-Cap systems

EETM306A08 Adaptor, Ignition Coil, Acura®/Honda®/Isuzu® (COP-4)

- Fits 1996–1999 Acura® SLX and Honda® Passport® and 1997–1999 Isuzu® Amigo, Rodeo® and Trooper; can also be used on the front cylinder bank of 1994–1999 Nissan® Maxima® with a 3.0 L engine

EETM306A09 Adaptor, Ignition Coil, Volvo®/BMW® (COP-5)

- Fits 1992–1997 Volvo® 960; 1998 Volvo® S90 and V90; and 1999–2000 Volvo® S70, V70, S80 and V80; also fits BMW® models with 11-860 Series Breml coils, 0040100002 Series Beru coils and 0221504004 Series Bosch® coils

EETM306A10 Adaptor, Ignition Coil, Mercedes-Benz® (COP-6)

- Fits 1996–1999 S600, SL600, and CL600 models with an M120 engine; and 1996–1997 E420, S420, S500 and SL500 with an M119 engine

EETM306A11 Adaptor, Ignition Coil, Mercedes-Benz® Dual (COP-7)

- Fits 1998–2000 Mercedes-Benz® models with the M112 and M113 engines

EETM306A12 Adaptor, Ignition Coil, BMW® (COP-8)

- Fits all BMW® vehicles with Breml 11-852 and 11-856 series coils, and all BMW® vehicles with Zundspule coils

EETM306A13 Adaptor, Ignition Coil, Lexus® (COP-9)

- Fits 1998–2001 GS400/LS400 models with a 1UZ-FE engine, 1998–2001 LX470 models with a 2UZ-FE engine and all other models equipped with Lexus® coil part number 90919-02228

EETM306A14 Adaptor, Ignition Coil, Chrysler®/Jeep®/Lexus®/Toyota® (COP-11)

- For use on Chrysler®, Jeep®, Lexus® and Toyota® vehicles

Accessories shown on this page can be used on the following Snap-on® Diagnostic Platforms: VERUS®/VERUS® Wireless/VERUS® PRO/VERUS® Edge/ZEUS®/VERDICT®/MODIS™ Ultra/MODIS™ Edge/VANTAGE® PRO/VANTAGE® Ultra/VANTAGE® Legend



- Do not use in atmosphere with explosive vapor
- Read safety precautions on pages W1 to W4

GAS ANALYZERS



HHGA5CP



HHGA5C



HHGA-8



HHGA-PRINTER



HHGA-9

Handheld Gas Analyzers

- Portable handheld 5 gas analyzer for use in the bay or a road test
- For use on gasoline, LPG and CNG vehicles; ideal for emissions pre-compliance testing, vehicle servicing and diagnostic work
- Great for measuring and adjusting the perfect air-fuel ratio on pre-OBD vehicles, including hot rods, muscle cars, collector vehicles and race cars

HHGA5CP ‡ Handheld Gas Analyzer Kit with Printer (5 Gas)

- Measures exhaust emissions for CO, CO₂, O₂, HC, NO_x and AFR/Lambda
- New, six-line illuminated display allows user to view all exhaust emission readings simultaneously
- Provides an instant assessment of an engine vehicle exhaust and catalytic converter
- Bluetooth®-enabled feature links to ZEUS®, VERUS®, VERUS® PRO, and VERUS® Edge; plus Bluetooth®-enabled PC combines gas analysis with other vehicle data for effective diagnostics "in real time"
- Gas analyzer views gas analysis data at the same time as other data including component tests, scope readings, digital graphing function, scanner results, view, graph, save and recall data
- Monitors and reduces vehicle emissions, protects the environment, improves drivability and fuel efficiency
- Unit is very sensitive and pulls only 1/14 the exhaust volume of competing analyzers, eliminating water ingress problems, plus pumps last longer
- Ability to print results using the infrared printer
- Add the optional motorcycle probe HHGA-8 to test bikes
- Service is handled at Crystal Lake Northern Repair for Annual Calibration and O₂ sensor replacement, meeting required industry standard
- Convenient hard shell carry case protects the instrument
- Technical support: 1-888-633-6852 (6am–12pm CST)

HHGA5C ‡ Handheld Gas Analyzer (5 Gas)**HHGA-PRINTER Infrared Printer**

- Infrared printer for HHGA Series gas analyzers

HHGA-8 Motorcycle Exhaust Probe

- Optional motorcycle exhaust probe for HHGA Series gas analyzers

HHGA-9 5 Gas Exhaust Probe

- 5 gas exhaust probe for HHGA Series gas analyzers (included with both sets)
- High-temperature stainless steel probe
- Ideal for road testing when measuring NO_x

HHGA-PB Storage Case

- Hard Shell carry case included with the HHGA5CP

HHGA5A-SP Soft Pouch

- Soft storage pouch included with the HHGA5C

HEAVY DUTY TECH SUPPORT 800-311-5452

Diagnostic Workcenter Covers

- Custom-fit nylon cover for Diagnostic Centers
- Keeps diagnostic center clean and well protected
- Provides protection from dirt, grease, solvents and other shop environmental hazards
- Covers the complete workstation and standard 27" monitor
- Big bold Snap-on® "S" logo in your choice of red or silver
- Reinforced piping in red accent color for high-end appearance and extra strength at seams
- High-quality 200 Denier® nylon for sturdy protection
- Heavy-duty nylon zippers at front for easy installation and removal

KACSC345RD Nylon Cover for EEHD345 Heavy-Duty, EEWS342 and EWS330 Series

- Custom-fit nylon cover for EEHD345 Heavy-Duty/EEWS342/EEWS330 Diagnostic Workcenters
- Black with Red Logo

KACSC345SV Nylon Cover for EEHD345 Heavy-Duty, EEWS342 and EWS330 Series

- Custom-fit nylon cover for EEHD345 Heavy-Duty/EEWS342/EEWS330 Diagnostic Workcenters
- Black with Silver Logo

KACSC361BK Nylon Cover for EPIQ Diagnostic Workcenters

- Custom-fit nylon cover for your EEWS342 ZEUS® and EEWS330 VERUS® Edge Diagnostic Workcenters
- Black

KACSC361RD Nylon Cover for EPIQ Diagnostic Workcenters

- Custom-fit nylon cover for your EEWS342 ZEUS® and EEWS330 VERUS® Edge Diagnostic Workcenters
- Red Logo



KACSC345RD



KACSC345SV

Scope Accessories

- Provides protection and portability in the shop or on the road
- Reinforced semi-rigid nylon case with padded sides for protection of valuable diagnostic tools
- Zippered on three sides so the case opens flat for easy access

EAK0312L19A Carry Case, Padded

- Three padded compartments for Snap-on® diagnostic tools and two elastic net compartments for accessories
- Generous 14 x 19 x 4" size holds a diagnostic tool and many accessories
- Sturdy sewn-in handle and embroidered Snap-on® logo
- Accommodates VERUS® PRO, VERDICT®, MODIS™ Series, SOLUS™ Series, ETHOS® Series and VANTAGE® Series tools

EAK0313L05A Tote Case, Compact

- Tough polyester fabric with hook-and-loop straps inside to secure tools and accessories
- Compact 14 x 11 x 3" size holds a diagnostic tool and some accessories
- Bold embroidered Snap-on® logo promotes Snap-on® quality tools
- Elastic net compartment for small accessories
- Sturdy sewn-in handle with a molded comfort grip
- Accommodates MODIS™ Series, SOLUS™ Series, VANTAGE® Series, ETHOS® Series




EAK0312L19A



EAK0313L05A

Stock No.	Fits Diagnostic Tools	Fits Roll Carts
APOVANFOAM2	APOLLO-D8™/VANTAGE® Ultra Set	KRSC246
APOVANFOAM3	APOLLO-D8™/VANTAGE® Ultra Set	KRSC 3-Series
APOVANFOAM4	APOLLO-D8™/VANTAGE® Ultra Set	KRSC 4-Series
TRITONFOAM2	TRITON-D8® Set	KRSC246
TRITONFOAM3	TRITON-D8® Set	KRSC 3-Series
TRITONFOAM4	TRITON-D8® Set	KRSC 4-Series
ZEUSFOAM2	ZEUS® Set	KRSC246
ZEUSFOAM3	ZEUS® Set	KRSC 3-Series
ZEUSFOAM4	ZEUS® Set	KRSC 4-Series
SOLVANEFOAM3	SOLUS Edge™/VANTAGE® Ultra	KRSC 3-Series
SOLVANEFOAM4	SOLUS Edge™/VANTAGE® Ultra	KRSC 4-Series
MODISEFOAM3	MODIS™ Edge Set	KRSC 3 Series
MODISEFOAM4	MODIS™ Edge Set	KRSC 4-Series
VERUSEFOAM3	VERUS® Edge Set	KRSC 3-Series
VERUSEFOAM4	VERUS® Edge Set	KRSC 4-Series



ZEUSFOAM2

Custom-Fit Foam Organizers

- Turn a tool cart into a high-power mobile workcenter
- Set of drawer organizers holds a diagnostic platform and all standard accessories, plus room for many optional accessories
- Drawer organizers fit 3-Series and 4-Series KRSC roll carts



- Do not use in atmosphere with explosive vapor
- †These products can expose you to chemicals which are known to the state of California to cause cancer and reproductive harm. See pages 906-907 for details.
- Read safety precautions on pages W1 to W4

SOFTWARE UPGRADES



Diagnostic Software Upgrades – for VERUS®-series, VANTAGE®-series, MODIS™-series, SOLUS™-series and ETHOS®-series tools

- Continue to improve your productivity with regularly scheduled software upgrades from Snap-on® featuring updated coverage for new vehicles, expanded coverage for earlier models and the latest enhancements that add capabilities to your tool
- You will access thousands of new vehicle systems, trouble codes and live data parameters, as well as thousands of new experience-based troubleshooter tips, functional tests, adaptations and component tests for platforms with those functions
- For details on the latest software upgrade, see your Snap-on® representative

European Vehicle Scan Tool Software Activation for VERUS®-series, MODIS™-series, SOLUS™-series, and ETHOS®-series tools

- Comprehensive OEM-specific coverage is critical for servicing European makes, from fault codes and data for dozens of vehicle systems, to functional tests, relearns and adaptations for vehicles with those features
- Coverage for vehicles Audi®, BMW®, FIAT®, Jaguar®, Land Rover®, MINI®, Mercedes®, Porsche®, SMART®, Volvo®, Volkswagen® as far back as 1992
- See your Snap-on® representative

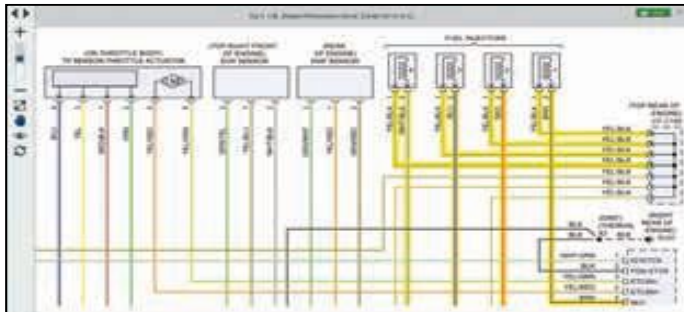


EETA113D

Handheld Diagnostic Software

EETA113D Pass Thru Pro IV Reprogramming Device

- Certified SAE® J2534 pass-through device updates software/firmware in vehicle electronic control unit (ECU) with software directly from the OEMs
- Fix software-controlled drivability, emission issues and program new ECUs
- Program emission-related ECUs on any J2534-compliant vehicle (2004–newer) and other J2534 compliant controllers (at OEM dependent)
- Includes protocols for fault tolerant CAN, new CAN lines and access to additional late-model vehicle networks
- Includes programming interface, 6' USB PC-interface cable, 6' vehicle interface cable and instruction manual
- Additional requirements include a reflashing software application, data subscription from OEM and a PC with internet access
- Easier than ever—go to www.snapon.com/diagnostics/us/Pass-Thru-Pro-IV for Pass Thru Pro IV firmware/driver updates
- The Pass Thru Pro IV vehicle interface connects to a PC (not included) through the USB connector and to the vehicle through the OBD-II connector; ECU reflashing software and update files are downloaded from the OEM website through the pass-through device into vehicle control unit
- NOTE: A stable vehicle power supply is critical to protect the vehicle ECU during programming—the Snap-on® EECS306C D-TAC™ Elite and the Snap-on® EEBC500A Battery Charger Plus™ are well suited to this purpose



Full-color wiring diagrams with circuit highlights and zoom feature clarify even the most complex circuits.



With a single lookup you get access to illustrated repair procedures, diagnostic information, expert tips, maintenance schedules, TSBs, wiring diagrams and component locators.

ShopKey® Pro and Mitchell 1 TruckSeries provide technicians with complete repair information for class 1–8 vehicles including real-world information to diagnose and repair vehicles problems efficiently.

1Search Plus

To improve your information lookup, 1Search Plus returns information in a unique graphical layout aligned with the way a technician thinks about diagnosis and repair. OEM and real-world information are fully integrated, reducing your navigation time. All results are returned in specific categories, leading you directly to the information you want and cutting out the clutter.

Enhanced Wiring Diagrams

Our enhanced wiring diagrams feature intelligent navigation that takes you directly to the specific diagram for the component you searched for, with traces automatically highlighted. It's faster and easier than ever to find the exact wiring diagram you need for an efficient and accurate diagnosis.

ADAS – Driver Assist

Diagnose, calibrate and repair vehicles equipped with Advanced Driver Assistance Systems (ADAS) features. Simply select a vehicle and click the Driver Assist (ADAS) Quick Link button, and you have immediate access to a table that consolidates all the ADAS information for the vehicle in a single location. You get the full picture of the ADAS features and components and can simply click to select the repair and calibration information you want.

Latest TSBs

Never miss a TSB! Access the most accurate and up-to-date database of TSBs available, most delivered within one month of publication by OEM.

Quick Links

Quickly navigate to the most popular content, including fluids, tire fitment, reset procedures, wiring diagrams, component tests and locations, DTCs and TSBs.

SureTrack Real Fixes

Find the fix with expert-based knowledge captured from over 600 million completed repairs and real world tips from professional technicians.

Component Test Information

Component operation, location, best test location, connector end views and test procedures provide all the information needed to verify the component is operating properly or failing.

Community of Technicians

You are likely not the first person to come across that difficult-to-diagnose code or symptom. Use the community as a collaborative tool to ask a question to automotive experts and receive answers (often in a few minutes) to help you move forward.

Estimating Integrated with Manager™ SE

Build accurate, profitable estimates quickly and easily with the only OEM repair information system integrated with the industry's most trusted shop management system.

Integration with Snap-on® Diagnostic Tools

Access ShopKey® Pro on your Snap-on® ZEUS®, VERDICT® or VERUS® series tool and have the information you need to get the job done, right at your fingertips.



• Do not use in atmosphere with explosive vapor
• Read safety precautions on pages W1 to W4

OBD-II SCAN TOOLS



EESC720

MICROSCAN® OBD-II Scan Tool

EESC720 MICROSCAN® III (Blue-Point®) Global OBD-II Scan Tool

- Read and clear OBD-II codes and display live data parameters on 1996–newer vehicles in under 30 seconds
- Onboard code tips save repair time
- Read and clear ABS codes and enhanced engine codes on select GM®, Ford® and Chrysler® vehicles
- Graphing display compares three live-data parameters on-screen at once to see the cause-and-effect of vehicle faults
- Big 4" touchscreen for fast navigation—shows detailed results with clarity
- Exclusive built-in code tip database shows possible causes of engine fault codes
- Covers all 10 modes of OBD-II—read codes, clear codes, reset the MIL, view current data, emissions readiness, on-board monitors, ECU information, pending codes and more
- No batteries required—powers from vehicle—simply connect MICROSCAN® III to a vehicle for automatic boot-up
- Create custom data lists—record, save, play back data and screen images for reference
- Includes MICROSCAN® III Scan Tool, 5' data cable with OBD-II connector, USB cable and quick start guide

MICROSCAN® Accessories

EAK0302L03A Adaptor Kit, OBD-I

- Read engine codes on select pre-1996 GM®, Ford®, Chrysler® and Toyota® vehicles
- OBD-I adaptors are compatible with vehicles as far back as 1983
- Chrysler® 1, GM® 1, Toyota® 1 and Toyota® 2 adaptors
- Note: For MICROSCAN® III only; not compatible with Snap-on® brand scan tools



EAK0302L03A

OBD-II Scan Tools

EECR1A Global OBD-II Code Reader (Blue-Point®)

- Diagnose and turn off check engine light—works on all 1996 and newer OBD-II vehicles
- Plug-and-play diagnostics—simply plug in, tool automatically links to vehicle, then diagnostics start in seconds
- I/M readiness advisor—perform OBD-II drive and trip cycle tests to validate for accurate repairs with on-screen I/M status indicators
- Vehicle health status LEDs—know in advance if the vehicle is emission test ready (Red = Fail, Green = Pass)
- Backlit screen
- Includes EECR1-1 quick reference guide (English, Spanish, French)

EECR3A CarScan® Code Reader +ABS/SRS (Blue-Point®)

- Now with expanded SRS, limited live data and trip cycle procedure
- Diagnose and turn off check engine light—works on all 1996 and newer OBD-II vehicles
- Vehicle health status LEDs know in advance if the vehicle is emission test ready (Red = Fail, Green = Pass)
- Plug-and-play diagnostics—simply plug in and the tool automatically links to the vehicle; diagnostics start in seconds
- Service and diagnose engine and ABS system—read and clear anti-lock brake DTCs on 1996 and newer US, Toyota® and Honda®
- View freeze-frame data—review a snapshot of the conditions present when the failure occurred to duplicate for advanced diagnostics
- Built-in memory for off-car review
- DTC definitions displayed in English, Spanish and French
- Internet updatable via USB
- Backlit color screen

EECR5 CarScan® Code Reader+ ABS/SRS/Module Scan (Blue-Point®)

- Diagnoses and turns off check engine light—works on all 1996 and newer OBD-II vehicles
- Network/Module Scan comprehensively reads and clears all vehicle ECU modules
- Vehicle health status LEDs—know in advance if the vehicle is emissions test ready (Red = Fail; Green = Pass)
- Read and clear anti-lock brake (ABS) DTCs on 1996 and newer US, Asian and European vehicles
- Read and clear supplemental restraint system (SRS) DTC's on 1996 and newer US, Asian and European vehicles
- OBD-II Live Data (ABS/SRS) review OBD-II Live Data for ABS/SRS systems to aid in diagnosis
- Built-in memory for off-car review
- DTC definitions displayed in English, Spanish and French
- Internet updatable via USB
- SRS limited live data and trip cycle procedure
- OBD-II connection point is lighted for simplified under dash installation
- Backlit color screen for improved viewing



Type	Description	EECR1A	EECR3A	EECR5
Tool Features	Display	•	2.8" LCD	3.5" LCD
	Multilingual	•	•	•
	Internal Batteries		•	•
	Detachable Cable		•	•
	Illuminated LED's on OBD2 DLC cable head		•	•
OBD2 Functions	\$01 - Limited Live Data		•	•
	\$01 - Graph Live Data		2 Values	2 Values
	Record & Playback (LD)		•	•
	\$02 - Freeze Frame		•	•
	\$03 - Read DTC	•	•	•
	I/M Monitors Status	•	•	•
	OBD2 Hybrid	•	•	•
	Definitions on Screen		•	•
	\$04 - Erase	•	•	•
	\$05 - O2S Results		•	•
	\$06 - Non-continuous Test Results)		•	•
	\$07 - Pending DTCs	•	•	•
	\$08 - EVAP		•	•
	\$09 - ECU Info (on Background)		•	•
	\$09 - Display on Screen	•	•	•
\$0A - Permanent DTC	•	•	•	
ABS Coverage	ABS - Domestic Coverage		•	•
	ABS - Asian Coverage		•	•
	ABS - European Coverage		•	•
	ABS Limited Live Data			•
SRS Coverage	SRS - Domestic Coverage		•	•
	SRS - Asian Coverage		•	•
	SRS - European Coverage		•	•
	SRS Limited Live Data			•
Common Features	All-in-One Display	•	•	•
	System Status LED	•	•	•
	Prioritized DTCs	•	•	•
	Readiness Monitors Definitions	•	•	•
	LED Meaning		•	•
	DLC locator		•	•
	On Screen Code Definitions Lookup Library		•	•
	Enhanced Engine and Transmission Codes		•	•
Unique Tool Features	Trip Cycle Procedure		•	•
	Mode 6 in Layman's terminology		•	•
	Oil Light Reset		•	•
	Battery Reset			•
	Battery Initialization Function			•
	Network Scan (scan DTCs for all modules)			•



• Do not use in atmosphere with explosive vapor
• Read safety precautions on pages W1 to W4

Pro-Link® EDGE HEAVY-DUTY VEHICLE DIAGNOSTICS

Pro-Link® Diagnostic Platforms

EEHD345MA*† Pro-Link® Edge Master Kit with Cart

- Includes Pro-Link® Edge Diagnostic Tool, full 10-pack software suite, 6-pin Deutsch Cable, Data Cable, 9-Pin Deutsch Cable, 16-Pin J1962 Cable, Crossover Cable, PLC Adapter, Battery Pack, AC Adapter, Foam and Cart
- Over 500 programmable parameters to configure a fleet to operating limits you define, e.g., idle shutdown, speed limit, driver reward, engine rating, engine protection shutdown and injector replacement
- (4) custom-fit foam drawer organizers with part number and description labeling provide control for scan tool and accessories (EEHDEKFOAM3A and EEHDEKFOAM4B are for optional accessories)
- Cart split-top slides out from center to provide total access to a generous top compartment, includes (4) custom-fit foam drawer organizers with part number and description labeling
- Whether in the driver's seat or under the hood, the user has the ability to view diagnostic data results via HDMI output to the 27" HD LED monitor
- Print vehicle reports and information gathered from diagnostic sessions to a printer (purchased locally) that can be stored in the top drawer
- All of the latest heavy-duty software is available, including Cummins® engines v.3.0 and Bendix® Air ABS v.2.0
- Remote access for enhanced technical support
- Tested and licensed OEM coverage for all major systems, including engines, transmissions, ABS, instrument cluster, emissions, SCR, body controls and more
- OEM-proprietary diagnostics for commercial vehicles from light diesels to Class 8 heavy-duty trucks
- Perfect for truck shops, general repair, fleet maintenance and municipalities
- Essential maintenance functions: read and clear fault codes, access trip data to monitor vehicle and driver performance, create health reports and view live data to verify performance
- Powerful repair functions: graph live data to find tough problems, special tests to verify component failures and validate system operation, program replacement components, expanded component diagnostics and custom ECU programming configuration
- Covers systems and components for the major heavy-duty manufacturers: Volvo®, Mack®, PACCAR®, Kenworth®, Peterbilt®, Freightliner®, International® and more—plus light- and medium-duty truck coverage
- Common user interface for all makes
- Big, 10" color touchscreen display for clarity and fast navigation automatically adjusts brightness for indoor and outdoor use

Connectivity tools make it easy to save, view and share vehicle results:

- HDMI port to view results on external monitor
- SD memory card slot to store/share test results
- Wi-Fi for networking



EEHD345SAPWZ

- USB port for accessories like a memory stick, keyboard or printer
- Rugged solid state drive to store data and software upgrades
- Choice of power sources: internal lithium-ion battery, 120 V AC adaptor or vehicle adaptor
- Get direct links from fault codes to step-by-step test and diagnostic procedures, component locators and wiring diagrams with the optional Repair-Connect®
- Internet delivery of software upgrades directly to the tool and free trial period to try before you buy—see your Snap-on® representative to activate
- Software upgradable to accommodate new technology, ECUs and EPA requirements
- Over 1,000 special tests to override vehicle controls and operating conditions for diagnostic validation, e.g., DPF clean/replace, cylinder contribution, injector tests, timing and boost calibration

EEHD345SA** Pro-Link® Edge Starter Kit

- Includes Pro-Link® Edge Diagnostic Tool, Starter Kit Software, 6-pin Deutsch Cable, Data Cable, 9-Pin Deutsch Cable, 16-Pin J1962 Cable, Battery Pack, AC Adapter, Soft Side Carry Case and Cart
- Features a 10" full-color class LED sunlight-readable display
- Whether in the driver's seat or under the hood, the user has the ability to view diagnostic data results via HDMI output to 27" HD LED monitor
- (4) custom-fit foam drawer organizers with part number and description provide control for the unit and optional accessories
- Tool displays and keeps track of registered and trial software titles
- Print vehicle reports and information gathered from diagnostic sessions to a printer (sold locally) that can be stored in the top drawer

Colors Available:

Note: Color options require an approximate 20-day lead time for delivery

	Red	Gloss Black	Royal Blue	Ultra Yellow	Electric Orange	Extreme Green	Arctic Silver	Midnight Blue	Flat Black w/Black Trim	Candy Apple Red	White	Storm Gray w/Black Trim
*	PBO	PC	PCM	PES	PJK	PJJ	PKS	PDG	POT	PJH	—	PWZ
**	PBO	PC	PCM	PES	PJK	PJJ	PKS	PDG	POT	PJH	PU	—

ADD SUFFIX TO STOCK NUMBER FOR SPECIAL COLORS

Pro-Link® EDGE HEAVY-DUTY VEHICLE DIAGNOSTICS

Pro-Link® Edge

EEHD189090 Pro-Link® Edge

- Pro-Link® Edge provides the technician with the speed and efficiency required to stay competitive while repairing today's complex commercial vehicles
- Provides thousands of OEM tests, maintenance routines, and programmable parameters for major systems on commercial vehicles, including engines, transmissions, brakes, body and chassis, and instrument clusters
- Eliminates the need to cross-reference generic codes to OEM codes
- Displays proprietary faults and data even after free trials have expired
- Protocols to support Ram® ProMaster vehicles and GM® body control modules
- Ability to scroll/swipe through information and data lists just the same way as on mobile devices
- More categories and data parameters per page
- Improved screen layout; modernized, intuitive icons and a higher screen resolution
- Ability to review and download maintenance information, wiring diagrams, specifications and digital photos from optional Mitchell 1® Repair-Connect®
- 120 V AC power adaptor



EEHD189090



EEHD709004

EEHD709004 Pro-Link® Edge Master Kit

- Perfect for truck shops, general repair, fleet maintenance, mobile service and municipalities; provides OEM-proprietary diagnostics for commercial heavy-duty trucks
- Tested and licensed OEM coverage for all major systems, including engines, transmissions, ABS, instrument cluster, emissions, SCR, body systems and more
- Essential maintenance functions include read and clear fault codes, access trip data to monitor vehicle and driver performance, create health reports and view live data to verify performance
- Powerful repair functions include graph live data to find tough problems, special tests to verify component failures and validate system operation, program replacement components, expanded component diagnostics and custom ECU programming configuration
- OEM-proprietary diagnostics for commercial vehicles from light diesels to Class 8 heavy-duty trucks
- Covers systems and components for the major HD manufacturers: Volvo®, Mack®, PACCAR®, Kenworth®, Peterbilt®, Freightliner®, International®, and more—plus light- and medium-duty truck coverage
- Easy-to-use, common user interface for all makes
- Big 10.1" color touchscreen display for clarity and fast navigation; automatically adjusts brightness for indoor and outdoor use

Connectivity tools make it easy

to save, view and share vehicle results:

- Mini HDMI port to view results on external monitor
- SD memory card slot to store/share test results
- Wi-Fi for networking
- USB port for accessories like a memory stick, keyboard or printer
- Rugged solid-state drive to store data and software upgrades
- Choice of power sources: internal lithium-ion battery, 120 V AC adaptor or vehicle connector
- Get direct links from fault codes to step-by-step test and diagnostic procedures, component locators and wiring diagrams with the optional Repair-Connect®
- Internet delivery of software upgrades directly to the tool and a free trial period to try before purchase—see your Snap-on® representative to activate
- Software upgradable to accommodate new technology, ECUs and EPA requirements
- Over 1,000 special tests to override vehicle controls and operating conditions for diagnostic validation—e.g., DPF clean/replace, cylinder contribution, injector tests, timing and boost calibration
- Over 500 programmable parameters to configure a fleet to operating limits you define—e.g., idle shutdown, speed limit, driver reward, engine rating, engine protection shutdown and injector replacement

HEAVY-DUTY TECH SUPPORT 800-311-5452

	Stock No.	Item description	EEHD709004 Pro-Link® Edge Master	EEHD189090 Pro-Link® Edge Starter
Software Suite	EEHD189090SW	Snap-on® Starter Kit Software	•	•
	EEHD849003	Cummins® Software 2002+ – Edge	•	
	EEHD849010	International® Software Suite 1996+ – Edge	•	
	EEHD849015	Detroit Diesel® Software DDEC® 2-DDEC 13, MBE – Edge	•	
	EEHD849024	CAT® Software 1990–2009 – Edge	•	
	EEHD849025	HINO® Software 2005–Current – Edge	•	
	EEHD849048	LMT 2019 Software 1996–2019 – Edge	•	
	EEHD849011	Volvo®/Mack® Software 2007–2018 – Edge	•	
	EEHD849034	PACCAR® Software EPA 2010–2017 – Edge	•	
	EEHD849021	Edge ABS Software BENDIX® ABS, TPMS, WABCO® Air, Hydraulic, Trailer ABS: Eaton®, Wabash® and Haldex® Suite	•	
EEHD849005	Allison® Software – Edge	•		
Vehicle Adaptors	EEHD494024	6-Pin Deutsch Ultra Adaptor	•	•
	EEHD493026	26-Pin Data Cable	•	•
	EEHD493028	9-Pin Deutsch Cable	•	•
	EEHD493013	J1962 16-Pin Cable	•	•
	EEHD406004	HD Crossover Cable (PACCAR® MX)	•	
	EEHD604020	PLC Adaptor	•	
Accessories	EEHD4001-025	Battery Pack	•	•
	EEHD494099	Pro-Link® Ultra AC Adaptor	•	•
	EEHD219017	Heavy-Duty Carry Case with Foam	•	
	EEHD219016	Soft Side Carry Case		•
	EEHD1402813	Stylus Pen		

Pro-Link® Edge software is not backwards compatible to Pro-Link® Ultra or iQ.



- Do not use in atmosphere with explosive vapor
- †These products can expose you to chemicals which are known to the state of California to cause cancer and reproductive harm. See pages 906-907 for details.
- Read safety precautions on pages W1 to W4

Pro-Link® Ultra and Edge HEAVY-DUTY VEHICLE DIAGNOSTICS

PRO-LINK® Ultra and Edge Adaptors, Cables and Accessories

	Stock No.	Description
	EEHD493033	2- and 3-Pin Deutsch Adaptor
	EEHD494024	6-Pin Deutsch Ultra Adaptor
	EEHD493001	9-Pin Deutsch Adaptor (Locking)
	EEHD493015	CAT 9-Pin Adaptor
	EEHD493028	9-Pin Deutsch Cable
	EEHD493014	HD Caterpillar® 9-Pin T-Adaptor
	EEHD493003	12-Pin Adaptor
	EEHD493013	J1962 16-Pin Cable
	EEHD493026	26-Pin Data Cable
	EEHD499095	Pro-Link® Edge AC Adaptor 12 V, 2.5 A, 30 W
	EEHD424001	J560 7-Way Power Cable
	EEHD499098	HDMI Adaptor

	Stock No.	Description
	EEHD604020	Universal J560 PLC Adaptor
	EEHD406004	HD Crossover Cable (PACCAR® MX)
	EEHD2450801A	Screen Protector
	EEHD213011	Carrying Case (Ultra only)
	EEHD219016	Soft Side Carry Case
	EEHD219017	Heavy-Duty Carry Case with Foam
	EEHD4001-022	Battery (Ultra only)
	EEHD4001-025	Battery Pack
	EEHD905008	Fault Code Guide
	EEHD1402813	Stylus Pen

Pro-Link® Ultra SCAN TOOL SOFTWARE

Upgrade to the latest version of a currently owned software title by purchasing the part number with a "U" suffix.
EEHD86####U



EEHD864024



EEHD865014

Engines

Stock No.	Description
EEHD864024	CAT® Engines with ACERT® Technology v2.0 Update
EEHD864024U	CAT® Engines with ACERT® Technology v2.0 Update
EEHD864027	Caterpillar® Electronic Engines
EEHD864010	International® Engines v2.0
EEHD864010U	International® Engines v2.0
EEHD864015	DDEC® Suite: DDEC® II, III, IV, V v2.0
EEHD864015U	DDEC® Suite: DDEC® II, III, IV, V v2.0 Update
EEHD864018	DDEC® Suite: DDEC® 6, 10, 13 v2.0
EEHD864018U	DDEC® Suite: DDEC® 6, 10, 13 v2.0 Update
EEHD864031	Detroit Diesel® MBE
EEHD867011	Volvo®/Mack® V3 2007–Present
EEHD867011U	Volvo®/Mack® 2007+ Update
EEHD868003	Pro-Link® Ultra Cummins® Engines Software v3.0
EEHD868003U	Pro-Link® Ultra Cummins® Engines Update Software v3.0
EEHD866025	Pro-Link® Ultra Software – HINO® Engines v1.0
EEHD867034	PACCAR® Engines EPA10
EEHD865009	Navistar® MaxxForce® v3.0
EEHD865009U	Navistar® MaxxForce® v3.0 Update

Brakes

Heavy-Duty ABS applications provide diagnostic ABS information for both tractors and trailers. Allow viewing of proprietary information and running of special tests.

Stock No.	Description
EEHD865014	Meritor® WABCO® Suite v2.0: Air, Hydraulic ABS and OnGuard® CMS
EEHD865014U	Meritor® WABCO® Suite v2.0: Air, Hydraulic ABS and OnGuard® CMS Update
EEHD864021	Trailer ABS Suite: Eaton®, Wabash® and Haldex®
EEHD868013	Pro-Link® Ultra Bendix® Air ABS Software v2.0
EEHD868013U	Pro-Link® Ultra Bendix® Air ABS Software v2.0



EEHD864041



EEHD865005

Transmissions

Heavy-duty transmission applications allow viewing of proprietary information and the running of special tests.

Stock No.	Description
EEHD865005	Allison® Transmission Suite
EEHD8650054	Allison® Transmission Suite

Body and Chassis

Stock No.	Description
EEHD864041	Navistar® Body and Chassis



EEHD864007

Heavy Duty Standard Applications

Snap-on® offers Heavy-Duty Standard (HDS) generic applications covering engines, transmissions, and brakes that provide access to limited, non-proprietary diagnostic information: HDS capabilities, read active fault codes, read and clear inactive fault codes, view non-proprietary parameters, and read trip information.

- Heavy-duty standard software is included with the Pro-Link® Ultra Scan Tool Start and Elite kits

Stock No.	Description
EEHD864007	Heavy-Duty Standard J1939
EEHD864076	OBD-II/EOBD v5.0

LMT Applications

Stock No.	Description
EEHD869048	Pro-Link® Ultra Light and Medium Truck (LMT) 2019
EEHD869048U	Pro-Link® Ultra Light and Medium Truck (LMT) 2019 Upgrade



EEHD869048

NOTE: Software is NOT compatible with the discontinued Pro-Link IQ™ Scan Tool (order EEHD88#### part numbers).

For more information, ask your Snap-on® sales representative about the application guide or call 800-311-5452.



- Do not use in atmosphere with explosive vapor
- Read and follow all safety precautions in instructions and on pages W1 to W4 when using diagnostic equipment

Pocket IQ™ HEAVY-DUTY VEHICLE DIAGNOSTICS



EEHD186030

EEHD1402813

Pocket iQ™ 2 Heavy-Duty Scan Tool

EEHD186030 Pocket iQ™ 2 Scan Tool (Blue-Point®)

- View and clear current and historic faults
- Includes software to perform critical Diesel Particulate Filter (DPF) Regeneration (REGEN) while the Pro-Link® Edge is used to diagnose another vehicle
- Monitor all vehicle data
- Check engine speed and load, pressures, temperatures and more
- Display trip data
- Collect and store data from multiple vehicles
- Compliments the full-function Pro-Link® Edge

Pocket iQ™ 2 Scan Tool is ideal for:

- Aftermarket diesel technician
- Fleet technician
- OEM dealer (PM tech)
- Triage tool for shop technicians
- Owner/operator
- Maintenance facilities (non-repair)
- Expert customer care and technical support 800-311-5452



EEHD604020

EEHD604020 Universal J560 PLC Adaptor

- Use the Universal J560 PLC Adaptor with the ABS diagnostic software application
- Detect ABS warning lamp messages coming from the trailer ECU
- Test the in-cab trailer ABS warning lamp
- Connect to the vehicle between the tractor and the trailer, or the trailer alone without the tractor

Included in EEHD186030 Kit

Stock No.	Description
EEHD493028	9-Pin Deutsch Cable
EEHD493013	J1962 16-Pin Cable
EEHD493026	26-Pin Data Cable
EEHD1402813	Stylus Pen

Applications

- HD/LMT DPF Regen
- Light and Medium Truck (LMT) 2016 Note: The LMT module does not include the ability to run special tests except DPF REGEN
- Heavy-Duty Standard (HDS) Note: The LMT module does not include the ability to run special tests except DPF REGEN The HD/LMT DPF Regen module provides coverage for the following manufacturers:
 - PACCAR®
 - Cummins®
 - Volvo®/Mack®
 - Hino®
 - Navistar® MaxxForce®
 - Detroit Diesel® DDEC 6, 10, 13
 - Dodge®/RAM®
 - Ford® Diesel Engines
 - GM® Diesel Engines
 - Isuzu® Diesel Engines

Optional Software/Adaptors

Stock No.	Description
EEHD604020	Universal J560 PLC Adaptor
EEHD918019SW	Pocket iQ™ 2 School Bus Software Suite (Blue-Point®)



EEHD918021

Pocket iQ™ Software

EEHD918021 Pocket iQ™ 2 ABS Suite V 2.0 (Blue-Point®)

- Support for Bendix® EC-80™, TAB-6™ Advanced and SmartTire® Tire Pressure Monitoring System (TPMS)
- Special tests new with this release include: Axles Setup, Calibrate Lateral Acceleration Sensor, Calibrate Steering Angle Sensor, Chuff Modulators, Drag Torque, eTrack Solenoid and HSA Solenoid (Hill Start Assist)
- Includes Bendix® ABS Suite V 2.0, Meritor® WABCO® Suite and Trailer ABS Suite
- Trailer ABS Suite includes Wabash National MBS-1P and MBS-2, Eaton GEN4 and GEN5 and Haldex PLC, PLC Plus, and PLC Select
- Expert Customer Care Technical Support 800-311-5452


Domestic/Asian Personality Keys

Upgrade	Domestic and Asian	Most common make supported	Part number	European	Most common make supported	Part number
17.2	K-78	Harley-Davidson®	EAP0283L70A			
16.2	K-33	Ram® Promaster/Hyundai®/Kia®	EAP0283L60A			
15.4	K-32	Mitsubishi® Electric	EAP0283L45A			
15.2				S-74	Mercedes-Benz	EAP0293L00A
14.4						
14.2				S-26	Porsche	EAP0283L40A
13.4				S-74	Mercedes-Benz®	EAP0268L50A
13.2	K-30	Subaru®	EAP0283L30A			
12.4	K-29	GM® Extended CAN	EAP0283L20A			
11.2	K-28	Nissan® Altima® Hybrid	EAP0283L10A	S-69	Volvo® Dual CAN	EAP0283L05A
10.4				S-25	Land Rover®	MT2500S25A
				S-40	Land Rover®	EAP0234E20A
				S-43	Land Rover®	EAP0234E40A
				S-44	Land Rover®/Volkswagen®	EAP0234E50A
				S-45	Land Rover®	EAP0234E55A
				S-62	Land Rover®	EAP0268L55A
9.2	K-7A K-27	Chrysler®/Mitsubishi® Chrysler®/Mitsubishi®	EAP0268L65A EAP0268L75A	S-64	Mercedes-Benz®	EAP0268L70A
7.4				S-64	Mercedes-Benz®	EAP0268L35A
7.2	K-20 K-25	Global OBD-II CAN Chrysler®	EAP0234E45A EAP0268L15A	S-44	Land Rover®/Volkswagen®	EAP0234E50A
6.4	K-24	Honda®	EAP0268L05A			
6.2	K-21 K-22	GM® Chrysler®	EAP0234E80A EAP0234E90A			
5.2	K-19	CAN Protocol Vehicles	EAP0234E35A			
4.4	K-17	Ford®/GM®/Toyota®/Nissan®/ Mazda®/Hyundai®/Kia®/ Mitsubishi®	EAP0234E25A			
4.2	K-16	Ford®	EAP0257B00A			
4.1 and earlier	K-2A* K-5A	OBD-II Hyundai®	MT50780202 MT50780507	S-4 S-7	Mercedes-Benz®/Volkswagen® BMW®/Land Rover®	MT2500S4 MT2500S7
	K-7*	Mitsubishi®	MT50780701		BMW/Land Rover	
	K-9	GM®	MT50780901	S-17	Mercedes-Benz®	MT2500S17
	K-12A	GM®	MT50781202	S-20	Mercedes-Benz®	MT2500S20
	K-13	Chrysler®	MT50781301	S-21	Mercedes-Benz®	MT2500S21
	K-14	Nissan®	MT50781401	S-27	Mercedes-Benz®	MT2500S27
	K-15	Mitsubishi®	MT50781501	S-28	BMW®/Land Rover®	MT2500S28
				S-33	Mercedes-Benz®	MT2500S33
				S-34	Mercedes-Benz®	MT2500S34

Optional Scanner Adaptor Sets

EAK0301B08A OBD-I Domestic/Asian Vehicle Adaptor Kit 2

- OBD-I vehicle adaptor kit for SOLUS Ultra®
- Connectors include the most popular 1980–newer US and 1983–newer Asian vehicles
- Deep coverage, with codes, live data, functional tests and reset/relearn capabilities
- Coverage for major vehicle systems, including engine, body, transmission, airbag, suspension, ABS, instrument, climate control, security, lighting and more
- Kit includes a data cable and the most popular OBD-I adaptors: Multi-1, Ford® 1B, Ford® 4, GM® 1, Toyota® 1, Toyota® 2, Nissan® 1, Nissan® 2, Mazda® 1, Honda® 1, Mitsubishi® 1



EAK0301B08A



- Do not use in atmosphere with explosive vapor
- Read safety precautions on pages W1 to W4

WARNING: Cancer and Reproductive Harm - www.P65Warnings.ca.gov

- 53 KRA2405APBO, KRA2410APJJ
- 149 IPTMM11A, IPTMM12A, IPTMM13A, IPTMM14A, IPTMM5.5A, IPTMM5A, IPTMM6A, IPTMM7A, IPTMM8A, IPTMM9A
- 155 FSD14, FSD38, FSD3KT, FSDR, FSDR1
- 170 FSDR1
- 248 BLPBB1224
- 337 ATECHMS100M
- 416 BH232A
- 434 TF5A
- 434 TFL20MK, TFL500, TFL800, TFLM800, TFM5A
- 435 FSPPRK1, FSPPRK4
- 436 FRT10, FRT12
- 447 BEX081, BEX101, BEX121, BEX141, BEX161, BEX181, BEX201, BEX221, BEX241, BEXM101, BEXM121, BEXM131, BEXM171, E1, E1020, E1021, E1025, E1121, E1221, E1321, E1421, E1521, E1621, E1721, E1821, E2, E3, E4, E5, E6, E7, E8, E80, E81, E82, E83E84, E85, E921, EX1, EX2, EX3, EX4, EX5, EX6, EXD10, EXD35, EXDL10, EXDMS48, REX104A, REX105A, REX106A, REX107A, REX108A, REX109A, REX110A, REX111A, REX112A, REX113A, REX114A, REX115A, REX116A
- 460 SP2031A
- 505 JCW62R
- 513 JCW62R
- 547 PTGR100, PTGR110, PTGR280
- 560 PTGR100, PTGR110
- 571 PTGR280
- 700 MSC1, MSC2, MSCS1000
- 702 CJ129A
- 708 SP2031A
- 720 EEJP600-3, EEJP600-501R
- 721 EEJP201MBK
- 728 ACT825
- 729 ACTLD700
- 730 ACT120A
- 731 ACTUVMINI4
- 733 ACT51234A, ACTR1234YF, ACTR1234YF1, ACTR1234YF, ACTR4131A, ACTR4151A, ACTR4772-2, ACTR4772-3, ACTR5134A, ACTR5150A, ACTR9600
- 734 ACTB72, ACTB72A, ACTR72A, ACTRB72, ACTRB96, ACTRR72, ACTRR96, ACTRY72, ACTRY96, ACTY72, ACTY72A, ACTY96
- 735 ACT2100, ACT21001, ACT21003, ACT21005, ACT21006, ACT21007, ACT21008, ACT28B, ACT9005, ACT9006, ACT9103, ACT9106, ACTMAN2100
- 736 ACT1297, ACT1300B, ACT2105, ACT413A, ACT53134A, ACT53135, ACTR82375
- 738 ACT1008A, ACT1046C, ACT106B, ACT111B, ACT499A, ACT81290
- 749 SGA174BO, SGA174BR, SGA175BR
- 762 YA4275
- 764 OFW12418, OFW125532
- 773 A119C, A120A
- 774 FRT12
- 775 ADT30KT
- 776 SBT26
- 777 SBIT1, SBIT2
- 778 YA188LR
- 789 JCW620, JCW62R
- 807 BB100C
- 812 GA395A
- 824 WK100, WK200, YA335, YA336
- 825 WSC2
- 850 WIND200, WIND300, WINDHEATER
- 900 EEHD345MAPOT

WARNING: This product can expose you to chemicals including **Cadmium**, which is known to the State of California to cause reproductive harm. For more information go to www.P65Warnings.ca

- 855 GLOVE500BLC, GLOVE500BXXC, GLOVE500BXXC, GLOVE500RLC, GLOVE500RMC, GLOVE500RXC, GLOVE500RXXC, GLOVE501BMC, GLOVE501BXXC, GLOVE501BXXC, GLOVE501GL, GLOVE501GM, GLOVE501GXL, GLOVE501GXX, GLOVE501RLC, GLOVE501RMC, GLOVE501RXLC, GLOVE501RXXC
- 856 GLOVE502BLB, GLOVE502BSA, GLOVE502BXXB, GLOVE502BXXB, GLOVE502RLB, GLOVE502RSA, GLOVE502RXLB, GLOVE503CLA, GLOVE503CMA, GLOVE503CLA, GLOVE503CXXA, GLOVE503HCXX
- 859 GLOVELMOSSL, GLOVELMOSSM, GLOVELMOSSXL, GLOVELMOSSXX
- 860 GLOVE505RL, GLOVE505RM, GLOVE505RXL, GLOVE505RXX, GLOVE900LG, GLOVE900LO, GLOVE900LR, GLOVE900MG, GLOVE900MO, GLOVE900MR, GLOVE900SR, GLOVE900XLG, GLOVE900XLO, GLOVE900XLR, GLOVE900XXG, GLOVE900XXO, GLOVE900XXR
- 861 GLOVE400L, GLOVE400M, GLOVE400S, GLOVE400XL, GLOVE400XXL

WARNING: This product can expose you to chemicals including **Colbalt**, which is known to the State of California to cause cancer. For more information go to www.P65Warnings.ca

- 447 CSE405B, CSE405B, DBCFS1/4, DBCFS19/64, DBCFS5/32, DBCFS5/64, DBCFS7/64, DBCL1/2, DBCL1/4, DBCL1/4B,

- DBCL1/4B, DBCL1/8, DBCL15/32A, DBCL15/32A, DBCL19/64B, DBCL19/64B, DBCL3/16A, DBCL3/16A, DBCL3/8A, DBCL3/8A, DBCL5/32, DBCL5/32B, DBCL5/32B, DBCL5/64, DBCL5/64B, DBCL5/64B, DBCL7/32, DBCL7/64B, DBCL7/64B, DBCL9/32, DBCL9/32A, DBCL9/32A, DBF1/2C, DBF1/2C, DBF1/4C, DBF1/4C, DBF1/8C, DBF1/8C, DBF11/32C, DBF11/32C, DBF3/16C, DBF3/16C, DBF5/16C, DBF5/16C, DBF7/16C, DBF7/16C
- 451 CSE405BCSE405B, DBF1/2C, DBF1/2C, DBF1/4C, DBF1/4C, DBF1/8C, DBF1/8C, DBF11/32C, DBF11/32C, DBF3/16C, DBF3/16C, DBF5/16C, DBF5/16C, DBF7/16C, DBF7/16C
- 509 DBTR129
- 515 DBTR129
- 577 B121B, B129B, DBTBC1/16, DBTBC1/2, DBTBC1/4, DBTBC1/8, DBTBC11/32, DBTBC11/64, DBTBC121, DBTBC129, DBTBC13/32, DBTBC13/64, DBTBC15/32, DBTBC15/64, DBTBC17/64, DBTBC19/64, DBTBC21/64, DBTBC23/64, DBTBC25/64, DBTBC27/64, DBTBC29/64, DBTBC3/16, DBTBC3/32, DBTBC3/8, DBTBC31/64, DBTBC5/16, DBTBC5/32, DBTBC5/64, DBTBC7/16, DBTBC7/32, DBTBC7/64, DBTBC9/32, DBTBC9/64, DBTBM1, DBTBM1.5, DBTBM10, DBTBM10.5, DBTBM11, DBTBM12, DBTBM12.5, DBTBM125K, DBTBM13, DBTBM2, DBTBM2.5, DBTBM3, DBTBM3.5, DBTBM4, DBTBM4.5, DBTBM5, DBTBM5.5, DBTBM6, DBTBM6.5, DBTBM7, DBTBM7.5, DBTBM8, DBTBM8.5, DBTBM9, DBTBM9.5
- 578 DBTB1/16, DBTB1/2, DBTB1/4, DBTB1/8, DBTB11/32, DBTB11/64, DBTB121, DBTB129, DBTB13/32, DBTB13/64, DBTB15/32, DBTB15/64, DBTB17/64, DBTB17/64, DBTB19/64, DBTB21/64, DBTB23/64, DBTB25/64, DBTB27/64, DBTB29/64, DBTB3/16, DBTB3/32, DBTB3/8, DBTB31/64, DBTB5/16, DBTB5/32, DBTB5/64, DBTB7/16, DBTB7/32, DBTB7/64, DBTB9/32, DBTB9/64, DBTR1/16, DBTR1/2, DBTR1/4, DBTR1/8, DBTR11, DBTR11-1, DBTR11/32, DBTR11/64, DBTR129, DBTR13/32, DBTR13/64, DBTR15/32, DBTR15/64, DBTR17/64, DBTR19/64, DBTR21/64, DBTR23/64, DBTR25/64, DBTR27/64, DBTR29/64, DBTR3/16, DBTR3/32, DBTR3/8, DBTR31/64, DBTR5/16, DBTR5/32, DBTR5/64, DBTR7/16, DBTR7/32, DBTR7/64, DBTR9/32, DBTR9/64
- 579 B113B, B121C, B121F, B129C, B129F, B129M, DB113C, DB121C, DB129C, DBF1/16C, DBF1/2C, DBF1/4C, DBF1/8C, DBF11/32C, DBF11/64C, DBF13/32C, DBF13/64C, DBF15/32C, DBF15/64C, DBF1764C, DBF19/64C, DBF21/64C, DBF23/64C, DBF25/64C, DBF27/64C, DBF29/64C, DBF3/16C, DBF3/32C, DBF3/8C, DBF31/64C, DBF5/16C, DBF5/32C, DBF5/64C, DBF7/16C, DBF7/32C, DBF7/64C, DBF9/32C, DBF9/64C, DBTRCS1/16, DBTRCS1/4, DBTRCS1/8, DBTRCS11, DBTRCS11/32, DBTRCS3/16, DBTRCS3/32, DBTRCS3/8, DBTRCS5/16, DBTRCS5/32, DBTRCS7/32, DBTRCS9/32
- 580 B125C, B126C, DBA126B, DBAA1A, DBAA1B, DBAA1C, DBAA1D, DBAA1E, DBAA1F, DBAA1G, DBAA1H, DBAA1I, DBAA1J, DBAA1K, DBAA1L, DBAA1M, DBAA1N, DBAA1O, DBAA1P, DBAA1Q, DBAA1R, DBAA1S, DBAA1T, DBAA1U, DBAA1V, DBAA1W, DBAA1X, DBAA1Y, DBAA1Z, DBM1.5A, DBM10.5A, DBM10A, DBM11.5A, DBM11A, DBM12.5A, DBM125C, DBM12A, DBM13A, DBM1A, DBM2.5A, DBM2A, DBM3.5A, DBM3A, DBM4.5A, DBM4A, DBM5.5A, DBM5A, DBM6.5A, DBM6A, DBM7.5A, DBM7A, DBM8.5A, DBM8A, DBM9.5A, DBM9A
- 581 B160C, DB120C, DB160C, DBC260A, DBCE10A, DBCE11A, DBCE12A, DBCE13A, DBCE14A, DBCE15A, DBCE16A, DBCE17A, DBCE18A, DBCE19A, DBCE1A, DBCE20A, DBCE21A, DBCE22A, DBCE23A, DBCE24A, DBCE25A, DBCE26A, DBCE27A, DBCE28A, DBCE29A, DBCE2A, DBCE30A, DBCE31A, DBCE32A, DBCE33A, DBCE34A, DBCE35A, DBCE36A, DBCE37A, DBCE38A, DBCE39A, DBCE3A, DBCE40A, DBCE41A, DBCE42A, DBCE43A, DBCE44A, DBCE45A, DBCE46A, DBCE47A, DBCE48A, DBCE49A, DBCE4A, DBCE50A, DBCE51A, DBCE52A, DBCE53A, DBCE54A, DBCE55A, DBCE56A, DBCE57A, DBCE58A, DBCE59A, DBCE5A, DBCE60A, DBCE6A, DBCE7A, DBCE8A, DBCE9A, DBE10B, DBE11B, DBE12B, DBE13B, DBE14B, DBE15B, DBE16B, DBE17B, DBE18B, DBE19B, DBE1B, DBE20B, DBE21B, DBE22B, DBE23B, DBE24B, DBE25B, DBE26B, DBE27B, DBE28B, DBE29B, DBE2B, DBE30B, DBE31B, DBE32B, DBE33B, DBE34B, DBE35B, DBE36B, DBE37B, DBE38B, DBE39B, DBE3B, DBE40B, DBE41B, DBE42B, DBE43B, DBE44B, DBE45B, DBE46B, DBE47B, DBE48B, DBE49B, DBE4A, DBE50B, DBE51B, DBE52B, DBE53B, DBE54B, DBE55B, DBE56B, DBE57B, DBE58B, DBE59B, DBE5B, DBE60B, DBE61B, DBE62B, DBE63B, DBE64B, DBE65B, DBE66B, DBE67B, DBE68B, DBE69B, DBE6B, DBE70B, DBE71B, DBE72B, DBE73B, DBE74B, DBE75B, DBE76B, DBE77B, DBE78B, DBE79B, DBE7B, DBE80B, DBE8B, DBE9B
- 583 DBCL1/2A, DBCL1/4B, DBCL105B, DBCL11/32A, DBCL13/32A, DBCL15/32A, DBCL19/64B, DBCL3/16A, DBCL3/8A, DBCL5/16A, DBCL5/32B, DBCL5/64B, DBCL7/16A, DBCL7/64B, DBCL9/32A, DBD1/4A, DBD1/8A, DBD1/8AMP10, DBD110A, DBD11A, DBD20A, DBD3/16A, DBD30A, DBD5/32A, DBD7/32A, DBD7/64A, DBD9/64A, DBLS1/4B, DBLS1/8B, DBLS105B, DBLS11/32B, DBLS3/16B, DBLS5/16B
- 584 DBTRCSL1/16, DBTRCSL1/4, DBTRCSL1/8, DBTRCSL11, DBTRCSL11/32, DBTRCSL3/16, DBTRCSL3/32, DBTRCSL3/8, DBTRCSL5/16, DBTRCSL5/32, DBTRCSL7/32, DBTRCSL9/32
- 585 CSE345BCSE365B, CSE375, CSE385B, CSE405B, CSE425B, CSE445B, CSE465B, CSE475, CSE485B, CSE505B, CSE525B,

CSE565B, CSE575, CSE605B, CSE645B, DBK7A, DBT1/2A, DBT1/4A, DBT1/8A, DBT3/16A, DBT3/8A, DBT5/16A, DBT7/16A
670 DBD1/4A

WARNING: This product can expose you to chemicals including **DEHP**, which is known to the State of California to cause cancer and reproductive harm. For more information go to www.P65Warnings.ca

762 YA4022
770 YA871
714 EEBC500A
715 EEBC100A

WARNING: This product can expose you to chemicals including **Disononyl phthalate (DINP)**, which is known to the State of California to cause cancer, and **Di-isodecyl phthalate (DIDP)**, which is known to the State of California to cause birth defects or other reproductive harm. For more information go to www.P65Warnings.ca

399 PR215, PR7A, PR7A, PR8A, PRC65A, PRH502A, PRH503, PRH56A, PRH57A
433 YA3202
435 FSPK5
502 PRH57A
510 PRH57A
681 VSC4KT
724 BL1B
748 PHP1A, PHP2A, PHP3A
772 YA4660
777 SBT12
784 PRS10, PRS12

WARNING: This product can expose you to chemicals including **Lead** and **DEHP**, which are known to the State of California to cause cancer and reproductive harm. For more information go to www.P65Warnings.ca

740 SVTSRAD272A, SVTSRAD272U, SVTSRAD372TA
741 SVTS2000

WARNING: This product can expose you to chemicals including **Lead**, which is known to the State of California to cause cancer and reproductive harm. For more information go to www.P65Warnings.ca

122 K1HLA, K2HLA, K3HLA, K4HLA, K5HLA, K6HLA, K7HLA
283 R3436A, R3640SA, R3840A
370 DHW1, SHORTORX
371 BTW05, BTW05K, BTW05R, BTWS, BTWSMPK
410 PGH8A
416 HBR15, HBR4, HBR6
417 HSP16KT, HSP16KT7
431 PKB500A, PKB50A, PKB52A, PKB53A
432 TC90A, TC90A1
435 FSPK, FSPK1, FSPK2, SPRTLM12, SPRTLM14, SPRTLM16, SPRTLM203
439 RTD15M, RTD48, TDM51B, TDM53B, TDM54B, TDM55B, TDM56B, TDM57B, TR10008A, TR10014A, TR101, TR11150, TR11212A, TR11257A, TR12507A, TR12512A, TR14150, TR2520A, TR2528B, TR3118A, TR3124B, TR3716A, TR3724B, TR4314A, TR4320B, TR5013A, TR5020B, TR5612A, TR5618B, TR6211A, TR6218B, TR7510A, TR7516A, TR8714A, TR8759A, TRC3, TRF3, TRM1025-1, TRM1025-2, TRT101, TRT11150, TRT14150, TRT2520A, TRT2528A, TRT3118A, TRT3124A, TRT3716A, TRT3724A, TRT4314A, TRT4320A, TRT5013A, TRT5020A, TRT51, TRT53, TRT54, TRT55, TRT56, TRT5612A, TRT5618A, TRT57, WSK755-2, WSK755-3, WSK755-5, WSK755-6, WSK938-3, WSK938-4
441 RD20, RD7-1, RD7-10, RD7-11, RD7-12, RD7-13, RD7-14, RD7-15, RD7-16, RD7-17, RD7-18, RD7-19, RD7-2, RD7-20, RD7-21, RD7-22, RD7-23, RD7-25, RD7-27, RD7-28, RD7-29, RD7-3, RD7-4, RD7-5, RD7-6, RD7-7, RD7-9, RD8, RD8LT
442 TF1124B, TF1127B, TFM7530B
462 CJ132-2, CJ132-4, CJ132-5, CJ132-6, CJ132-7, CJ132-8, CJ13210, CJ1329, CJ132A
476 EEPD500, EEPV313C, FB300A
477 M3540C, M3584C, SP500, SP5001, SP5002, SP503
481 FB308D, FB325A, FB328A
482 YA9340
492 BSA916, HSA716
494 EEPV503, HD6529, NBAT1, YA173B, 496 AOFW2
503 FB303B, FB316B, FB325A
507 RTD48
510 FB316B, FB360C, FBM320
513 RTD48
586 YA246A
594 JT23, JT24
596 AIRHOSE100, AIRHOSE35, AIRHOSE50, IM2001A, IM2002A, IM2004A, IM2005A, IM2008A, IM2009A
597 AHC21D, AHC21FD, AHC21MD, AHC21PD, AHC21PMD, AHC22E, AHC22FD, AHC22MD, AHC23D, AHC23FD, AHC23MD, AHC23PMD, AHC24FD, AHC24MD, AHC25D, AHC25FD, AHC25MD, AHC26D, AHC26FD, AHC26MD, AHC27D, AHC27FD, AHC27MD, AHC28D, AHC28FD, AHC28MD, AHC31, AHCC90C, AHCC91C, AHCC98C, AHCCP97C
660 HRC1502172, HRC4300499, HRC4302202, HRC9004486, HRC9100614, WE200A, WE200A1, WE200A2, WE250A, WE250A1, WE250A2

662 R25A, R40B, R460B, R490, R490400, R490500
663 TORCH2A
664 YA477A
671 YA22350C, YA22375, YA2351, YA2353, YA2354, YAH22350C, YAH22375
672 YA223001, YA2230010, YA223002, YA223003, YA223004A, YA223005B, YA223006, YA223007, YA223009, YA22300A, YA22351, YA22352, YA22353, YA22354, YA22355, YA22355
681 PG160, PG60, TPG15, TPRG60
682 TGF1S1, TIF160, TIFHD160, TPGD150, TPGDL1000C, TPGDL150, TPGIF1600A
683 GAOC356, GAOC460, PGP120, PGP150LB, PGP20, PGP45LQ, PGP50, PGPL150, PGPS50, PGPS50GB, TGS1, TPDFOC14, TPL0C2
684 GA296B, GA356B, GA358B, GA359B, GA460B, TDG1, TDG2, TPDF14A, YA173B
685 VT1B
698 TC90A, TC90A1
705 EEPV508
715 EEP1175, EEP1175-BLK, EEP12250
716 EEBM500A
722 MT302BG, MT302BO, MT302BR
723 YA249, YA249L
724 GA486A
738 R404, RF818SC
741 SVTS263A, SVTS272
748 HCP20
764 YA995, YA996
765 OFCA2KT, OFCADPTR, OFCCASE
766 GA471, GA472, GA473A, GA96B
767 YA801
769 OC5A, OCF5
770 YA8661, YA8662
773 EEPV507
776 YA9340, YA9350-2, YA9350-3, YA9350-4, YA9350-5, YA9350-6, YA9350-7, YA9350-8, YA9350-9, YA9350B, YA9350B1
779 HDP1345, HDP1740, HDP1835, HDP6490
780 SPS2, YA7200
782 CF19B, CF700C, CF700C-1, CF700C-2, CF811B
783 VST100, WR30A
797 FB316B, FB326B
798 FB300A, FB308D, FB310B, FB322, FB325A, FB328A, FB335, FBL325A, FBM320, FBM322
799 FB301A, FB302A, FB303B, FB305A, FB3330, FB360C, FBP10, FBS5
806 YA4000B
810 BSA916, BT4651, HSA716
811 BTCP400, BTCP500
813 YA2780
815 CF63A
823 DHS108, DHW1
826 RBYF445
828 AHCC90C, AHCC91C, AHCCP97C
839 BRA10312H, BRA15312H, BRA20312H, BRA8380V, BRARS10380H, BRARS153130H, BRARS203130H, BRARS8380H
840 BRA5140H, BRA517V, BRA5DV30VP, BRA7180VEM, BRA8180V, BRA9G3B, BRAC560V, BRAP7S0S, BRARS8180H
849 YA1009SSA, YA1023A, YA1105A
865 WBBS2, WBBS2BKT, WBSET, WBSSSET
894 HHGA5C, HHGA5CP

WARNING: This product can expose you to chemicals including **Nickel**, which is known to the State of California to cause cancer. For more information go to www.P65Warnings.ca

360 SDDP31RB, SDDP42RB, SDDP61RB, SDDP62RB, SDDP63RB
365 SDMDT25T30
366 SGDQ16KT, SGDQ6
374 SDMD213, SDMD221, SDMD222, SDMD223, SDMDT15, SDMDT20, SDMDT25, SDMDT30
380 SDMD212, SDMD213, SDMD214, SDMD221, SDMD222, SDMD223, SDMD321, SDMD322, SDMD323, SDMDT10, SDMDT15, SDMDT20, SDMDT25, SDMDT30, SDMDT40
383 SG5ASABR
503 SGA173BR
510 SGA173BR
516 SGA173BR
594 YA105013, YA105020, YA1050B, YA1050T2
595 YA1055B
661 YAKS22A, YAKS42, YAS22A
749 SGA173BO, SGA173BR
767 UFREE1
770 YA870

WARNING: This product can expose you to chemicals including **phthalates**, which are known to the State of California to cause cancer. For more information go to www.P65Warnings.ca

759 ECSPB023G, ECSPB023O, ECSPB023R








*Important Words
About Safety
for Users and Bystanders*

Following these basic safety rules is a good start toward protecting yourself — and others in the vicinity — from injury while using tools.

Wear safety goggles
Use the right tool
Use the tool properly
Maintain the tool regularly
Keep tools away from children
Do not use tools on live electrical circuits unless specifically designed for such use
Read and follow instructions

- *  **THIS SYMBOL INDICATES PROHIBITED ACTION**
- *  **DO NOT OVER-TORQUE
NO PIPES OR LEVER
EXTENSIONS**
- *  **NO HAMMERING**
- *  **NO PRYING**
- *  **DO NOT STRIKE HARD
OBJECTS**
- *  **NO IMPACT/POWER
DRIVE**
- *  **DO NOT STEP IN OR ON
DRAWERS**
- *  **DO NOT OPEN MULTIPLE
DRAWERS**
- *  **DO NOT PULL TO MOVE**
- *  **KEEP CHILDREN AWAY**

- *  **THIS SYMBOL INDICATES
MANDATORY ACTION**
- *  **MUST READ INSTRUCTIONS
BEFORE USE**
- *  **MANDATORY EAR
PROTECTION**
- *  **MANDATORY EYE
PROTECTION**
- *  **MANDATORY PROTECTIVE
GLOVES**
- *  **MANDATORY PROTECTIVE
CLOTHING**
- *  **MANDATORY FACE SHIELD**
- *  **MANDATORY HEAD
PROTECTION**
- *  **MANDATORY MASK**
- *  **MANDATORY RESPIRATOR**

- *  **WARNING**
**THIS SYMBOL INDICATES A HAZARD
ALERT, GENERAL WARNING SIGN**
 - *  **RISK OF EXPLOSION**
 - *  **RISK OF ELECTRIC
SHOCK**
 - *  **RISK OF FIRE**
 - *  **RISK OF
ENTANGLEMENT**
 - *  **VIBRATION HAZARD**
 - *  **OVERHEAD/OVERLOAD
HAZARD**
- *These symbols are excerpted from ISO 7010: 2011 with the permission of ANSI on behalf of ISO.
© ISO 2014–All rights reserved

Safety messages in this catalog use the guidelines of the American National Standard ANSI Z535.4 for Product Safety Signs and Labels and ANSI Z535.3 Criteria for Safety Symbols. Messages associated with specific products use a triangular hazard alert symbol, signal word (CAUTION, WARNING, DANGER) and how to avoid the hazard. Each message refers to pages (W1 to W4) which provide additional safety symbols and three-part messages advising of:

- The hazard
- **How to avoid the hazard**
- *The probable consequence of not avoiding the hazard*

PLEASE READ AND FOLLOW these messages to avoid injury to yourself and bystanders.

Adaptors

WARNING



- Adaptors can break from over-torque. **Do not use with impact drivers. Do not exceed the torque stamped on adaptor.**
Broken adaptor can cause injury.

Battery Chargers, Testers (AVR), Portable Booster Packs

WARNING



- Batteries produce explosive gases and can explode



- **Wear safety goggles (user and bystanders). Read and follow all safety precautions accompanying the product. Do not overcharge battery.**



- **Keep flames and sparks away from batteries.**



- **Do not expose batteries of Booster Pack to liquids.**

- Sparks occur when connecting or disconnecting leads while charger is ON



- **Charger must be OFF when connecting or disconnecting leads.**

- **Do not allow leads on Booster Packs to contact each other.**

- *Battery explosion or ignited gases can cause injury.*

Blow Guns

WARNING



- Blow guns create flying particles, noise and high velocity air



- **Wear safety shield or goggles (user and bystanders).**

- **Wear mask if air is dusty (user and bystanders).**



- **Wear hearing protection (user and bystanders).**

- **Do not direct air at yourself or bystanders.**

- **Keep out of reach of children.**

- **VENTED: Do not use if air supply is above 135 psig. Do not obstruct vents.**

- **NON-VENTED: Do not use if air supply is above 30 psig.**



- *Flying particles, noise and high velocity air can cause injury.*

Brake Tools

WARNING



- Brake cylinder hones can fly apart if used outside cylinder

- **Wear safety goggles (user and bystanders). Operate only while hone is within cylinder.**

- *Flying parts can cause injury.*

Butane Mini-Torches

WARNING



- Butane can explode

- **Store at a temperature below 120 °F. Dispose of butane in accordance with regulations.**



- *Explosion or flames can cause injury.*

Compressors

WARNING



- Air compressors have electrical parts, moving parts and contain high pressure air that may be impure

- **Read and follow all instructions.**

- **Do not use as an air supply for breathing. Improper use or maintenance can cause shocks, entanglement or injury.**



- Compressor systems contain air under pressure which can create a high pressure stream or ruptured vessel

- **Wear safety goggles (user and bystanders).**

- **Relieve pressure before servicing. Do not modify/repair/rework pressure vessel or change safety relief pressure setting.**



- *A pressurized air stream or rupturing pressure vessel can cause injury.*



- **Moving components inside. Do not use without all guards in place.**

- *Moving components can cause injury. High voltage will create an electrical shock*

- **Disconnect all power before servicing.**

- *High voltage can cause injury.*

Cordless Tools

WARNING



- Battery packs present a risk of fire, explosion and electric shock

- **Charge battery pack only with charger provided.**



- **Do not store battery packs at temperatures above 120 °F (49 °C). Do not discard used batteries; return them to a Snap-on® repair center for recycling.**



- **Follow all safety messages in user's manual.**

- **Do not expose battery pack to liquids. Fire or explosion or electric shock can cause injury.**



- Sparks from electric motor can ignite an atmosphere containing flammable vapor

- **Do not use cordless tools in a volatile atmosphere**

- *Fire and/or explosion can cause serious injury.*

Diagnostic Equipment

WARNING



- Use of diagnostic equipment on rotating engine poses risk of flying particles and entanglement



- **Wear safety goggles. Use caution in routing cables.**

- *Flying particles can cause injury. Poorly routed cables and test leads can cause entanglement and injury.*



- Use of diagnostic equipment can cause electrical shock, fire and explosion.

- **Use caution and proper procedures when connecting and disconnecting leads. Diagnostic equipment must be located 18" or more above floor level.**



- **Avoid sparks and other sources of ignition.**



- *Electrical shock, flames and explosion can cause serious injury.*



- Improper use can cause hazardous conditions

- **Read and follow all safety precautions accompanying the product.**

- *Unexpected electrical, thermal or mechanical occurrences can cause injury.*

Fuel System Tools

WARNING



- Flammable liquid and fumes can ignite

- **Wear safety shield (user and bystanders). Use only in well-ventilated areas.**



- *Flames or explosion can cause injury.*

Geared Head Torque Multipliers

WARNING



- Use of gear head torque multipliers for torque control may result in inaccurate torque application

- **For accurate control of torque use an Electrotork®, a Torqometer® or other measuring device located directly on the fastener.**

- *Limited accuracy of the torque ratio of a geared head torque multiplier may cause improper preload of the fastener if it is used for torque control.*

Grinders, Grinding Wheels, Power Tool Accessories

(drill bits, wire brushes, grinding burrs, abrasive wheels, grinding wheels, valve grinders, valve grinding wheels)

WARNING



- Grinding causes flying particles

- Power tool accessories can break

- **Wear safety goggles (user and bystanders). Do not operate without eyeshields, guards and holders in place.**

- **Do not use power tool accessories at speeds faster than their maximum rated RPM.**

- **Do not use any accessory not specifically intended for use with a die grinder, with a die grinder.**

- *Flying particles and broken tools can cause injury.*

- Wire bristles can break and fly off

- **Wear safety goggles (user and bystanders).**

- *Flying particles can cause injury. Force on the side of grinding wheels or discs can break them*

- **Do not grind on the side of a grinding wheel or disc.**

- *Broken grinding wheel or disc can cause injury.*



Hammers

(See Striking and Struck Tools)

Hand Tools Handles

WARNING



- Handles can break if overloaded

- **Do not use "cheater bars" on handles. Pull, do not push, on handles.**

- *Broken handle or a fall can cause injury.*

Sockets, Accessories

WARNING



- Sockets and accessories can break if used with an impact wrench

- **Do not use chrome or industrial finish hand tools with impact drivers.**

- *Broken sockets or accessories can cause injury.*

Impact Wrenches

WARNING



- Impact wrenches produce noise and vibration

- **Wear appropriate ear protection and gloves.**



- *Extended exposure to noise and vibration can cause injury or impairment*

- Impact wrenches can cause breakage of sockets or accessories



- **Wear safety goggles (user and bystanders).**

- *Flying particles can cause injury.*

Knives

WARNING

- Blades are sharp and can cut
 - Blades can break causing flying objects
- Wear safety goggles (user and bystanders).**
Do not pry or bend blade.
Keep away from children.
Make sure that the blade locking device is securely engaged before using the knife.
Sharp edges and flying objects can cause injury.

Leak Detectors

WARNING

- Gases, fluids or accumulated fumes may explode or ignite
- Do not expose fluids or fumes to flames, sparks or other sources of ignition.**
Wear safety goggles or safety shield.
Use only in well-ventilated areas.
Explosion or flames can cause injury.
Fumes can cause breathing difficulty.

Lift Equipment Jacks, Jack Stands

WARNING

- Vehicles supported by jacks or jack stands may fall if used improperly
- Do not exceed rated capacity of jack or jack stand.**
Do not work on vehicle supported by jack, use jack stands; use jack stands in pairs.
Use jack and jack stands only on hard level surface.
Lift and support vehicle only on its designated lift points.
Failure of jack or jack stand or falling of vehicle can cause serious injury or death.

Lifts, Hoists

WARNING

- Vehicles supported on lifts or hoists may fall if lifts are improperly installed, used or maintained
- Do not exceed rated capacity of the lift.**
Lift must support vehicle only on its designated lift points.
Lifts must be installed by qualified installer.
Lifts must be inspected and maintained in accordance with user's manual.
Follow all instructions for proper use and all safety messages in user's manual.
Failure of the lift or vehicle falling off of lift due to use of improper lift points can cause serious injury or death.

Lighting

WARNING

- Electrical shock can result from absence of grounding prong
- Do not remove or bypass the grounding prong in any electrical plug.**
Disconnect power before servicing.
Electrical shock can cause injury.

Pliers/Cutters

WARNING

- Broken tips or cut material can fly
- Wear safety goggles (user and bystanders).**
Flying material can cause injury.

Power Tools

(impact wrenches, ratchets, hammers, sanders, grinders, cut-off tools)

WARNING

- Power tools can cause flying particles
- Wear safety goggles (user and bystanders).**
Flying particles can cause injury.
- Power tools generate noise
- Wear hearing protection (user and bystanders).**
Prolonged exposure to noise can cause hearing loss.
- Power tools vibrate
- Avoid prolonged exposure to vibration.**
Prolonged exposure to vibration can cause injury.
- Improper use of power tools and accessories can cause broken tools
- Do not use without all guards in place.**
Use accessories rated at tool RPM or higher.
Read and follow instructions before using power tools.
Broken tools can cause injury.

Pressure Equipment and Pressure Gauges

(all equipment using pressurized air or hydraulic fluid such as tanks, spray guns and blow guns)

WARNING

- Pressurized equipment, systems or tanks can break or leak
- Do not exceed the maximum pressure rating of equipment.**
Wear safety goggles or shield and protective clothing appropriate to the fluid.
Pressurized fluid striking the body can cause personal injury. Flammable fluids such as gasoline, propane, etc. can ignite or explode and cause injury.
- Fluids can leak or escape
- Use only in well-ventilated areas.**
Breathing vapors or fluids from leaks can cause illness or injury.
- Pressurized air or fluid stream can propel dust or particles
- Do not direct air or fluid stream at your body or at others.**
Flying particles, air or fluid entering body can cause injury.
- Improper use or maintenance of pressurized equipment can cause leaks or rupture
- Read and follow instructions.**
Leaking of pressurized equipment can cause injury.

Prybars

WARNING

- Prying can cause flying chips.
- Chipped or cracked prybars can cause flying chips
- Prybars can chip if struck
- Wear safety goggles (user and bystanders).**
Do not use pipe or lever extension.
Do not use a prybar if chipped or cracked.
Do not use a prybar as a punch or hammer.
Flying chips can cause injury.

Pullers, Presses

WARNING

- Puller or press parts under stress can break
- Wear safety goggles (user and bystanders).**
Use the proper type and size puller or press.
Inspect the puller, do not use puller with worn or broken parts.
Screen the puller or press operation.
Broken parts can cause injury.

Punches/Chisels (See Striking and Struck Tools)

Ratchets

WARNING

- Ratchet mechanism may slip or break if dirty or worn
- Mismatched or partially worn parts can cause ratchet to slip or break
- Frequently inspect, clean and lubricate all non-sealed ratchet mechanisms with light oil.**
Do not immerse sealed ratchet in fluids.
Do not replace worn parts individually, use entire contents of the service kit.
Ratchets that slip or break can cause injury.

Sanders

WARNING

- Sanding disc or accessories can break if used above maximum rated RPM.
- Do not use sanding discs or accessories above their maximum rated RPM.**
Broken sanding disc or accessories can cause injury.
- Sanding produces particles and dust
- Wear safety goggles or a safety shield.**
Wear a dust mask or respirator.
Some dust created by sanding may contain chemicals known to produce cancer or other health concerns.
- Misuse of grinding wheels on sanders may result in wheel breakage.
- Do not use grinding wheels on sanders.**
Broken grinding wheels can cause serious injury.

Scrapers

WARNING

- Scrapers and putty knives can break if used for prying or chiseling
- Wear safety goggles (user and bystanders).**
Do not use a scraper or putty knife as a prybar or chisel.
Broken tools can cause injury.

Screwdrivers

WARNING

- Screwdrivers can break if used as prybar, chisel or punch
- Wear safety goggles (user and bystanders).**
Do not use a screwdriver as a prybar, chisel or punch.
Broken screwdriver can cause injury.
- Plastic screwdriver handles do not provide electrical insulation
- Do not use on or near live electrical circuits.**
Electrical shock can cause injury.

Socket Usage

- Select the proper type of socket for the application.**
- **Hand Sockets** – All chrome-plated sockets and black finished sockets identified as hand sockets are for hand use only
 - **Power Sockets** – Sockets designed and intended for use with power nut runners; do not use with impact drivers
 - **Impact Sockets** – Sockets designed for durability when used with impact drivers; use only impact sockets with impact drivers
 - Flexible sockets can cause injury when used with impact or power drivers.
- Do not hold flexible sockets or swivel joint tools during use.**
Rotating socket can cause hand injury.

Sockets, Power

WARNING



- Power sockets or accessories can break if used on impact drivers

Wear safety goggles (user and bystanders).



Do not use power sockets or accessories with impact drivers.

Broken tools can cause injury.

- Holding a rotating tool can cause entanglement

Rotating power tools can cause injury.

Striking and Struck Tools, Punches/Chisels

WARNING



- Striking and struck tools can break or chip
- Chipped or mushroomed punch and chisel ends or metal weakened by improper grinding can fragment
- Oversized hammer can chip the punch or chisel

Wear safety goggles (user and bystanders).

Do not use punch or chisel having mushroomed ends; dress edges or mushroomed ends to original shape with a hand file.

Do not misuse a chisel as a punch. Do not use chisels on bearings or other items that are harder than the chisel. Hammer head diameter should be approximately 3/8" larger than head of punch or chisel.

Flying objects can cause injury.

- Steel punches and chisels can cause sparks during use



Do not use near flammable substance.

Flammable substances can ignite causing injury.

Hammers

WARNING



- Hammers can cause flying chips.
- Chipped, mushroomed or cracked hammers can cause flying chips
- Glancing blows can cause flying chips
- Striking hard surface can cause flying chips
- Body hammers can chip or break if struck against hard surfaces

Wear safety goggles (user and bystanders).

Do not use chipped, mushroomed or cracked hammers.

Strike squarely and avoid glancing blows.



Do not strike other hammers or similar hard surfaces.

Do not use hammer for removing ball joints, use appropriate tool.

Use body hammers only for striking automotive-type sheet metal; do not strike hard surfaces.

Flying chips can cause injury.

- Steel hammers can cause sparks during use



Do not use near flammable substance.

Flammable substances can ignite causing injury.

- COMPOTHANE® or urethane hammers can rupture or ignite if exposed to liquid oxygen

Do not use COMPOTHANE or urethane hammers near liquid oxygen.

Ruptured and/or ignited COMPOTHANE or urethane can cause injury.

Tire Changers

DANGER



- Tires can explode

Wear safety goggles.

Do not over-pressurize tire, use the inflation-limiting feature on the tire changer.



Do not mismatch tires and rims.

Read and follow all safety precautions in user's manual



Exploding tire can cause serious injury.

Tool Storage Units

WARNING



- Storage units can tip or strike you
- Do not open more than one loaded drawer at a time.**



Keep children away.

Close lid and lock drawers and doors before moving.



Apply brakes on locking casters when not moving unit.

Do not step in or on drawers.

Units to be used on level ground only. Secure units together with fasteners.



Read and follow instruction manual

Tipping of storage unit or unit striking you can cause injury.



- Units edges can cut or pinch

Do not pull; push to move.



Wear gloves when lifting by edges.

Keep feet and fingers clear of edges when stacking, hanging or moving units.

Unit edges can cause injury.

Torque Sticks

WARNING



- The actual torque delivered to a fastener by a torque stick or torque extension depends on proper usage.



Read and follow all instructions.

Check final torque with a torque wrench

Improper torque can cause fastener loosening or breakage resulting in injury.

Torque Testers

WARNING



- Calibration weights can cause tester and its base to tip.



Wear safety goggles (user and bystanders).

Counterbalance or anchor mounting base.

Tipping base can cause injury.

Torque Wrenches

WARNING



- Overtorquing can cause breakage

• Wrench can break while breaking fasteners loose

• Force against flex stops on flex head torque wrenches can cause head breakage



- An out-of-calibration torque wrench can cause part or tool breakage



Wear safety goggles (user and bystanders).

Do not exceed rated torque.

Do not use a torque wrench to break fasteners loose.

Do not force head of flex head torque wrenches against stops.

Periodic recalibration is necessary to maintain accuracy.

Broken tools can cause injury.

Welders, Cutters Electric, Plasma

DANGER



- Electric welding or plasma cutting causes ultraviolet rays, localized magnetic fields, sparks, weld spatter and hazardous vapors and may cause electrical shock



- Bystanders will be exposed

Wear welding helmet with appropriate shade lens while welding or cutting. Wear gloves and protective clothing. Use only in well-ventilated area. Do not allow bystanders in area while welding or cutting.

Do not operate this equipment if you have an implanted electromechanical device.

Never coil electrode/torch lead around your body.

Read and follow all safety precautions in instructions.

Ultraviolet rays will burn eyes, magnetic field may affect operation of medical devices. Weld spatter, electrical shock or sparks can cause burns or other injuries.

Gas, Welding and Plasma Cutting

WARNING



- Welding and cutting produce heat, weld spatter and hazardous vapors



Wear gloves, face shield and protective clothing.



Use only in well-ventilated area.



Do not allow bystanders in immediate area.



Read and follow all safety precautions in instructions.

Byproducts of welding or cutting can cause burns or other bodily injuries.

Wheel Alignment Tools

WARNING



- Suspension springs can slip out of engagement with spring compressors
- Follow instruction and assure that spring is properly engaged with the compressor.**



Wear safety goggles (user and bystanders).

- WA92 can break or disengage from spring if torqued over 30 lb ft

Do not torque WA92 over 30 lb-ft

Broken compressor or disengaged spring can cause injury.

Wheel Balancers

WARNING



- Misuse of wheel balancer can result in accidents



Do not disable or by-pass the hood safety interlock system.



Do not use on wet surfaces or below grade.



Read and follow all instructions.

Personal injury can result from improper use.



Improperly balanced tires can cause vehicle accidents.

Wrenches

WARNING



- Excess force can cause crowfoot or flare nut wrench slippage



- Wrenches can break if overloaded

• Slimline wrenches have limited torque strength



Wear safety goggles (user and bystanders).

Do not use "cheater bars" on any wrench.

Use only moderate force on crowfoot, flare nut and slimline wrenches.

Broken or slipping wrenches can cause injury.

- User can fall if fastener suddenly breaks loose or wrench jaw slips or breaks

Pull, do not push, on wrench handle.

Injury can occur if user loses balance.

1/8"

1/8" Drive Tools,
General Service Sets151

1/4"

1/4" Drive Tools 127–164
Adaptors 132–133, 143, 149, 156
Bit Sockets 158–161
Bit Sockets, Sets 145, 146, 162
Breaker Bars 129, 152, 155
Chrome Sockets, Flank Drive®,
Flank Drive® Plus 133–139
Crowfoot Wrenches 304–305
Drive Handles 127, 130, 154
Extensions .. 131–132, 148, 151, 155–156
General Service Sets 152–154,
163–164
Handles 127, 154
Impact Accessories 147–148
Impact Sockets, Flank Drive®,
Flank Drive® Plus 148–149
Impact Wrenches, Cordless 530
Power Accessories 150
Power Sockets 150
Ratchets 127, 128, 151, 154
Ratchets, Adaptors 129, 132–133
Ratchets, Air 556–557
Ratchets, Cordless 533, 534, 535
Ratchets, FOD 129
Ratchets, Spinners 129, 155
Sockets,
Blue-Point® 156–164, 249–250
Sockets, Chrome, Flank Drive®,
Flank Drive® Plus 133–139
Sockets, Flip 142, 680
Sockets, Low Profile 137–138
Sockets, Special Purpose/
Application 141–143, 149
Sockets, Spline 141
Sockets, Swivel 141, 149
Sockets, TORX®,
TORX Plus® 140, 158, 738
Torque, Adaptors 141, 143
Torque, Drivers 336–337, 338, 339
Torque, Square Drive Heads 378
Universal Joints 132, 147, 156

3/8"

3/8" Drive Tools 165–218
Adaptors 173, 202, 217
Bit Sockets 190–192, 193
Bit Sockets, Mortorq® Drivers 193
Bit Sockets, Sets 213–216
Breaker Bars 170, 210

Crowfoot Wrenches 305–309
Extensions 171–172, 202, 210
FOD Ratchets 169
Gauges, Torque Angle 337
General Service Sets 204–209,
217–218
Handles 171, 204, 210
Hi-Lok® Ratchets 170
Impact Accessories 195
Impact Drivers and Sets 194–195
Impact Sockets 196–200
Impact Sockets, Flank Drive®,
Flank Drive® Plus 196–200
Impact Sockets, Swivel... 186, 199–200
Impact Wrenches, Air 554–555
Impact Wrenches, Cordless 524, 529
Magnetic, Surface Drive Sockets 203
Power Accessories 202
Ratchets 166–171, 210
Ratchets, Adaptors 173
Ratchets, Air 556–557
Ratchets, Cordless 533, 534
Ratchets, FOD 169
Ratchets, Hi-Lok® 170
Ratchets, Spinners 170, 210
Socket Inserts, Non-marring 173
Sockets, Blue-Point® 212–218
Sockets, Chrome, Flank Drive®,
Flank Drive® Plus 174–182, 436,
437, 438, 476
Sockets, Disc Brake 812
Sockets, Flip 424, 485, 659, 763
Sockets, Low Profile 199, 203, 706
Sockets, Oil Filter 763
Sockets, Spark Plug 436–438
Sockets, Special Purpose/
Application 185–186,
200–201, 481
Sockets, Spline 184
Sockets, Surface Drive 203
Sockets, Swivel 186, 199–200
Sockets, TORX®,
TORX Plus® 182–183, 188–189,
200–201, 215
Sockets, Universal 200, 206–207
Sockets, Valve Cover Bolt 781
Torque, Adaptors 187
Torque, Angle Gauges 337
Universal Joints 173, 200, 212
Wrenches, Crowfoot 305–309

1/2"

1/2" Drive Tools 219–250
Adaptors 222, 225
Bit Socket Sets,
Blue-Point® 249–250
Bit Sockets 244–245

Breaker Bars 222–223, 248
Chrome, Sockets, Flank Drive®,
Flank Drive® Plus 226–229
Crowfoot Wrenches 309–310
Drive Handles 223
Extensions 224–225, 235, 248
Gauges, Torque Angle 337
General Service Sets 246–247, 250
Impact Accessories 235
Impact Drivers and Sets 232, 234
Impact Sockets, Flank Drive®,
Flank Drive® Plus 226–229,
236–241, 691, 703
Impact Sockets, Heavy Duty... 488–491
Impact Wrenches, Air 550–553
Impact Wrenches,
Cordless 523, 524, 525
Power Accessories 243, 244
Ratchets 220–222, 248
Ratchets, Adaptors 222
Ratchets, Air 557
Ratchets, FOD 221
Ratchets, Spinners 222
Sockets, Blue-Point® 249–250
Sockets, Chrome, Flank Drive®,
Flank Drive® Plus 226–229
Sockets, Flip 686, 687
Sockets, Head Bolt 774
Sockets,
Heavy Duty 488, 489, 490, 491
Sockets, Power 244
Sockets, Special Purpose/
Application 230, 242, 481
Sockets, Spline 229
Sockets, Swivel 241, 490, 811
Sockets, TORX®,
TORX Plus® 229, 242, 249
Surface Drive Sockets 245
Torque, Adaptors 230–231, 492
Torque, Wrenches 688
Universal Joints 225, 235, 248

3/4"

3/4" Drive Tools 251–260
Adaptors 253
Bit Sockets 161
Chrome, Sockets, Flank Drive®,
Flank Drive® Plus 253–254
Extensions 252
General Service Sets 260
Handles 252
Impact Accessories 255
Impact Sockets, Deep Impact 703
Impact Sockets, Flank Drive®,
Flank Drive® Plus 256–259,
489, 490
Impact Wrenches, Air 549–550

Impact Wrenches, Cordless 523
 Locking Rings and Pins.....255
 Ratchets, Adaptors..... 253
 Ratchets, Heads 252
 Sockets, Chrome, Flank Drive®,
 Flank Drive® Plus253–254
 Sockets, Special Purpose/
 Application 254
 Sockets, Spline 254
 Sockets, TORX®, TORX Plus®255
 Torque, Adaptors.....492
 Universal Joints 253, 255

1"

1" Drive Tools261–267
 Adaptors..... 263
 Breaker Bars 262
 Drive Handles..... 262
 Extensions 263
 Handles 262
 Impact Accessories 264
 Impact Sockets, Flank Drive®,
 Flank Drive® Plus..... 264–267
 Impact Sockets, Railroad..... 499
 Impact Wrenches, Air 548–549
 Locking Rings and Pins..... 264
 Ratchet Heads..... 262
 Sockets, Special Purpose/
 Application 267
 Sockets, Spline 263
 Universal Joints 264

1-1/2"

1-1/2" Drive Tools 268–270
 Adaptors..... 268
 Drive Handles..... 267
 Extensions 268
 Impact Sockets, Flank Drive®,
 Flank Drive® Plus..... 268–270
 Locking Rings and Pins..... 270
 Universal Joints 268

2-1/2"

2-1/2" Drive Tools..... 271–272
 Impact Sockets, Flank Drive®,
 Flank Drive® Plus 271–272
 Locking Rings and Pins.....270, 272

A

Abrasives
 Blast Systems and
 Accessories..... 830–833
 Discs..... 598

Accelerator, Pedal Jacks 698
Accessories
 A/C Recycling/
 Recharging Systems..... 727
 Air Hammers 590–592
 Air Hoses595–596
 Air Saws..... 593
 Battery System Testers,
 D-TAC™/MicroVAT™ 717
 Blades 164, 432, 593
 Blast Systems 833
 Brushes, Wire.....587–588, 865
 Carbide Burrs 589
 Chisels..... 411
 Cleaners/Polishes/Sealants..... 121
 Cooling System Testers.....742–744
 Couplers, Air 597
 Cutting..... 588
 Diagnostic
 Equipment 882–887, 889, 890
 Diagnostic
 Smoke Machines 621, 622, 623
 Die Grinders..... 589
 Diesel Fuel Service641
 Drills575–586
 ETHOS® Edge Scan Tool 874, 886
 ETHOS® PRO Scan Tool886
 ETHOS®+ Scan Tool886
 Flap Wheels 587–588
 Flashlight.....761
 Grease Guns 592
 Grinders..... 588, 589
 Handle Mounting Kits and
 Holders..... 98
 Hole Saws 585–586
 Hydraulic 469–470
 Impact 147–148, 195, 255, 264
 Impact Wrenches 592
 Leak Detectors621–623
 Lubrication..... 598
 MODIS™ Edge
 Scan Tool 885, 888, 889, 890
 MODIS™ Ultra Scan Tool..... 885, 890
 P1000 Motorcycle Scan Tool 878
 Parts Washer..... 845–846
 Pocket iQ™ Diagnostic System 904
 Power 80, 150, 202, 243, 573–598
 Pro-Link® Ultra
 Diagnostic System 902
 Pullers 460, 469
 Punches..... 411
 Ratchets.....252–253
 Reciprocating Saw Blades 593
 Sanders 586–587
 Saw Blades420, 593
 Scope/Meter Diagnostic
 Equipment 887, 888–893
 Screwdrivers378, 544

Smartphone..... 116
 Socket/Ratchet, 1/4" Drive 132–133
 Socket/Ratchet, 1/2" Drive 225
 Socket/Ratchet, 3/4" Drive.....252–253
 Socket/Ratchet, 1" Drive..... 263
 Socket/Ratchet, Spline ... 141, 254, 263
 Soldering663–664
 SOLUS™ Edge Scan Tool 876, 884
 SOLUS Ultra® Scan Tool 883
 Tire Changers 678
 Tool Storage.....70, 77–80,
 88–103, 120–121
 VANTAGE® Ultra Scan Tool..... 888–890
 VERUS® Edge 882, 888, 889, 890
 VERUS® PRO
 Scan Tool 882, 888, 889, 890
 Welding653, 656–658, 667
 Wheel Balancers 674–676
 Wire Brushes.....587–588, 865
 WorkStations92–99, 104, 105
 Zeus® Scan Tool877, 882

ACR® Bits
 Phillips® 379, 381
 Pozidriv® 379

Adaptor Sets
 Cooling System 742, 744
 Extension 235
 Fuel Injection 640
 Puller, Bar Type 473
 Ratchet Spinner 155
 Square Drive 132
 Torque187, 230–231, 477

Adaptors
 #5 Spline Drive to Square 268
 1/4" Drive..... 132–133, 149
 3/8" Drive 187, 202, 217
 1/2" Drive 225
 3/4" Drive 253
 1" Drive 263
 1-1/2" Drive 268
 A/C 738
 Air Line 597
 Amp..... 605
 Arbor 586, 588
 Backprobe610
 Ball Joint 696
 Banana Plug.....618
 Battery..... 615
 Bearing, CJ Series..... 458
 Bushing Extractors 698
 Cap742–744
 Compression..... 477, 636, 637
 Cooling System742–744
 Diagnostic Equipment 882–893,
 898, 902, 904
 Diagnostic Smoke Machines 622
 Diesel 490
 Diesel Compression 477, 637

- ETHOS® Edge Scan Tool 874, 886
 ETHOS® PRO Scan Tool 886
 ETHOS®+ Scan Tool 886
 Extension 225, 235
 Flaring 433
 Freeze Plug 747
 Hand Wheel 488
 Hex to Square... 133, 150, 202, 376, 378
 Hydraulic Gauge Mounting 469
 Ignition 892
 Intake Cleaning 641
 Intrusive Circuit Testing 611
 Joint Rate Simulator..... 352
 Leak Detectors 623
 Lights 761
 Locking..... 149, 225
 Magnetic..... 133, 173
 MODIS™ Edge Scan Tool 885
 MODIS™ Ultra Scan Tool..... 885
 Multi-Ignition 892
 Nonconductive 407
 Oil Funnel..... 766
 Oil Injector 738
 P1000 Motorcycle Scan Tool 878
 Pneumatic..... 747
 Power 149, 202, 243
 Power Steering..... 775
 Pressure 606, 639
 Puller 460, 473
 Radiator..... 744
 Ratchet 129, 155, 222, 253
 RPM..... 606
 Secondary Ignition 892
 SOLUS™ Edge Scan Tool 876, 884
 SOLUS Ultra® Scan Tool 883
 Square Drive 132, 217,
 225, 253, 255, 263
 Temperature..... 606–607
 Tire Changer..... 678
 Torque 141, 143,
 187, 230–231, 344, 477, 492
 Trailer 620
 Valve Cover 766
 VANTAGE® Ultra
 Scan Tool 888, 889, 890
 VERUS® Edge 882
 VERUS® Edge Scan Tool 882
 VERUS® PRO 882
 VERUS® PRO Scan Tool 882
 Voltage 606
 Wheel Hub Removal 691, 702
 Wrench, Ratcheting 282
 Zeus® Scan Tool 877, 882
- Adjustable**
 Bearing Race/Seal Drivers 788
 Creepers 790, 791, 792
 Pin Spanners..... 324
 Pliers 323, 396
- Tap Sockets..... 445, 446
 Torque Drivers 338, 339
 Torque Screwdrivers 338
 Torque Wrenches 330–332, 339
 Wrenches..... 322–323
 Wrenches, Carburetor..... 649
 Wrenches, Crowfoot 309
 Wrenches, External Pipe 322
 Wrenches, Spanner 324, 738
 Wrenches, Valve Persuader .. 324, 499
- Advance Timing Lights** 631
- Air** 545–574
 Accessories..... 590–592
 Adaptors, Couplers..... 597
 Auxiliary Handle..... 558
 Blow Guns..... 594–595
 Brushing 829
 C-Clamp Compressors 782
 Chucks, Closed 684
 Chucks, Open..... 683
 Chucks, Retainer 560
 Chucks, Tire 683–684
 Compressors..... 839–840
 Compressors, C-Clamp 782
 Connectors, Swivel..... 596
 Control Units 828
 Couplers 597
 Crud Thug® 571
 Cut-Off Tools 548, 563–565
 Cutting Tools 566–567
 Die Grinders..... 547, 560–563
 Drills 546, 558–559
 Engraving Pens 563
 Filters..... 828
 Finishing Tools 570–572
 Grease Pumps..... 770
 Grinders..... 547, 565
 Hammers 547, 560
 Hammers, Accessories 590–592
 Hammers, Chucks 560
 Hoses 595–596, 827
 Impact Wrenches 546, 548–555
 Line Couplers/Adaptors..... 597
 Lubricators, Pneumatic Torque 354
 Manifolds..... 597
 Micro Tools..... 555, 559, 566, 571, 586
 Motor Oil..... 598
 Movers/Fans 850
 Nibblers 567
 Open Chucks..... 683
 Polishers..... 572
 Pressure Regulators 827
 Processing Equipment..... 837–838
 Ratchets..... 546, 556–557
 Reciprocating Saws 548, 566
 Sander Accessories 570
 Sanders 547, 567–571
 Saw Accessories 593
- Saws, Reciprocating 548, 566
 Shears 566
 Solvent Guns..... 846
 Swivel Connectors..... 596
 Tool Boots 574
 Tools, Reference Charts 546–548
 Vacuum..... 848
 Valves 597, 837, 838
 Valves, Regulators..... 828
- Air Conditioning**..... 725–738
 Adaptors 738
 Air Conditioners 726
 Clutch Remover Sets 736
 Compressor Oil 732
 Connectors..... 738
 Disconnect Sets 645, 738
 Dye 731
 Filters..... 727
 Flashlights, Ultraviolet..... 731, 732
 Goggles 732
 Hose Crimper Sets..... 735
 Hoses 734
 Injection Kits 730
 Leak Detectors 728, 730
 Manifold Gauges..... 733
 Oil and Dye Injectors 736
 Oil Change Kits..... 727
 Pulley Pullers 457
 Recycling/Recharging Systems and
 Accessories..... 726–727
 Refrigerant Scales 730
 Replacement Hoses..... 734
 Service Equipment 728–737
 Service Kits 732
 Service Tools 738
 Thermometers..... 737
 Ultraviolet Flashlights..... 731
 Vacuum Pumps 735
 Valve Core Tools 736, 738
 Valves 736, 738
 Wrenches..... 738
- Air Power Tools** 545–572
- Air Processing Equipment** ... 827, 837–838
- Airbag Resetting Tools** 632
- Airbrushing** 829
- Alignment**
 Bars, Body 816
 Clutch 708
 Headlamp 826
 Wheel 698
 Wrenches, Wheel 698
- All Weather Tool Boxes**..... 70
- Alligator Clips** 607, 609, 891
- Alternator/Power Steering/
 Water Pump Tools** 461, 462, 775, 815
- Alternator Pulley Installer,
 Pullers** 461, 462, 775

- Aluminum**
 Jacks 709
 Levels 797
 Screw Starters..... 371
 Screwdrivers 371
 Wrenches..... 323
- Amp**
 Adaptors..... 605
 Clamps 717
 Probes 605
- Analyzers**
 Gas 624
 Timing Lights 494, 631
- Angle**
 Air Drills559
 Drill Kits559
 Gauges, Torque 337
 Grinders, Air..... 562
 Head Wrenches 302
 Locators708, 797
- Antenna**
 Sockets..... 825
 Wrenches..... 825
- Anti-Fatigue Mats** 119
- Anti-Seize Lubricants** 862
- Anti-Vibration Gloves** 858
- Antifreeze Testers**745
- Apollo-D8® Scan Tool**..... 871, 873
- Apprentice Sets** 502
- Arbor Adaptors/Hole Saws** 586, 588
- Arbor Presses** 836
- Arm Protectors**..... 608, 658
- Audi®**
 Bit Sockets.....192, 233, 234
 Brake Tools 807
 Cam Belt Wrenches 780
 Carburetor Tools..... 649
 Compression Adaptors 638
 Compression Gauges 637
 Door Hinge Tools 823
 Fan Clutch Wrenches 746
 Filter Sockets 485
 Fuel Injection Adaptors..... 640
 Fuel Sensor Wrenches 646
 Hose Clamp Pliers 748
 Impact Sockets 243
 Injector Pullers 486
 Oil Filler Cap Tools 770
 Oil Filter Sockets 763, 765
 Radiator Tools742, 743, 744, 745
 Socket Drivers 233
 Terminal Tools 634
 Timing Belt Pulley Holders 780
 Tire/Wheel Tools 689
 Valve Adjustment Tools 781
 Valve Cover Adaptors..... 766
- Auto Body Welding Sets**..... 668, 669–672
- Auto Care/Detailing** 862
- Automatic Centering Punches** 410
- Automotive**
 Diesel Service Tools..... 476
 Multimeters 603, 616
 Pullers 461–463
 Seat Covers 788
 Tool Set Building 502–516
- Auxiliary Handles**..... 558, 576
- Aviation/Aircraft**
 Adaptors 187
 Adaptors, Torque..... 496, 497
 Cutters, Diagonal Cushion Throat... 497
 “Dog Box” 71
 Drill Bits 585
 Dzus® Screwdrivers 365
 Landing Gear Tools..... 496
 Mastic Removal Tools 825
 Mortorq® Impact Socket 496
 Oil Can Openers 496
 Ratchets, FOD 169
 Ratchets, Hi-Lok® 498
 Safety Wiring 495
 Service Tools..... 496–498
 Snips 818
 Sockets..... 496
 Sockets, Hose Clamp..... 497
 Specialty Tools 187, 496–498
 Wrenches, Fuel Pump 496
 Wrenches, Oil Filter 496
 Wrenches, Socket..... 496
 Wrenches, Spline 282, 299
 Wrenches, Vacuum Pump 496
- Awls**
 Hooks and Picks..... 382–384
 Hooks and Picks, Miniature 383
- Axle**
 Nut Sockets..... 241, 689–690, 703
 Pullers 459, 702
- B**
- Back Supports** 866
- Bags**
 Collapsible 80
 Power Tool 80
 Tote 70, 80, 598, 883
- Balancing, Wheel**..... 674–676
- Ball Hex**
 Bit Sockets..... 145, 146, 190–192, 232
 Drivers 145, 146, 150, 192, 232, 704
 Wrenches..... 314
- Ball Joint**
 Presses 695–697
 Presses, Adaptors 696
 Separators 697
 Sockets..... 697
- Test Indicators**..... 796
- Ball Peen Hammers**..... 415, 417
- Banners**..... 727, 882, 888
- Bar-Type Pullers** 457, 460, 468, 470
- Battery** 713–724
 Adaptors 615
 Booster Cables..... 722
 Cable Clamp Pullers 724
 Carriers 724
 Charger Covers..... 714
 Chargers 541, 543, 714–716
 Clamp Pullers 724
 D-TAC™ 717
 Fillers..... 724
 Hydrometers 724
 Lithium 542
 Maintainers..... 716
 MicroVAT™ 717
 Ni-Cad..... 542
 Pliers 724
 Power Inverters 715
 Remote Start Switches 722
 Service Tools/Kits 722–724
 Terminal Cleaners..... 723
 Terminal Wrenches..... 723
 Testers 717–719
- Bead Breakers, Tire**..... 678
- Bearing**
 Bushing/Race/Seal Drivers ... 787–788
 Camshaft Bearing Inserters/
 Removers..... 781
 Lower Pinion Bearing Pullers 461
 Packers 769
 Pullers 460, 468
- Belt**
 Replacement/Timing..... 771–772, 780
 Sanders 570
 Tensioning Gauges..... 747, 776
 Tensioning Tools 482, 771, 776–777
- Benches, Work**..... 91, 836
- Bendable Lights**..... 102
- Bending Tools**..... 434
- Bent Nose Pliers**..... 394
- Bit Set, Extractors** 447, 450
- Bit Sockets**
 1/2" Drive 249–250
 Ball Hex..... 145, 146, 190–192, 232
 Clutch 147, 193
 Double Hex 191, 232
 Flat Tip 147, 161, 193, 234
 Hex, 1/4" Drive 145, 146, 159, 161
 Hex, 3/8" Drive..... 190–192, 216
 Hex, 1/2" Drive 232, 249, 250
 Hex, 3/4" Drive..... 161
 Hex, 1" Drive 263
 Hex, Metric..... 145, 159, 190–191,
 214, 231–232, 249, 650
 Holders 106, 107, 109, 378

- Metric Hex..... 145, 159, 190–191,
214, 231–232, 249, 650
- MORTORQ® 146, 193
- Phillips® 147, 161, 193, 215, 234
- Polydrive® Head Bolt 234
- Pozidriv® 160, 193, 215
- Ribe® 193
- Screwdriver 378
- Special Purpose/
Application 193, 234
- Stubby,
1/4" Drive..... 143, 145, 146, 161, 162
- Stubby, 3/8" Drive..... 191
- Stubby, 1/2" Drive 237
- Tamper Resistant 144, 158–159, 161,
188–189, 249
- TORX®, TORX Plus® 158–159,
188–189, 216, 231, 244, 249, 255
- TORX®, TORX Plus®,
Sets 143–144, 162, 188–189,
215, 231, 249–250
- TORX®, TORX Plus®,
Tamper Resistant 144, 158–159,
188–189, 249
- Triple Square..... 160, 192, 215, 233
- Universal..... 145
- Bits**
- Air Hammer..... 590–592
- Aircraft Length 585
- Angle 584
- Ball Hex..... 374
- Brake Lathe..... 806
- Diamond Tip..... 380
- Double-Ended 583
- Double Square 576
- Drill..... 576–585
- Hex Shank..... 374, 379–380,
382, 576, 584
- Holder, Screwdriver 368, 378
- Insert 366, 380
- Jobber Length 579–580, 582
- Left Hand 583, 584
- Mechanic's Length 578
- Mortorq® 380
- Phillips®, ACR® 379, 381
- Phillips®, Insert 380
- Quick Change..... 377, 576
- Reduced Shank 585
- Screwdriver, Power..... 375–377,
381–382
- Sets 373–377
- Sets, Extractors 447, 450
- Sets, Power..... 375–377, 381
- Shank, Hex 374, 379–380,
382, 576, 584
- Shank, Reduced 585
- Spot Weld Drill 558
- Step..... 585
- ThunderBit® 577–578
- Titanium-Nitride 585
- Wire Gauge 581
- Blades**
- Air Saw 593
- Demolition 593
- General Purpose 593
- Hacksaws 420
- Handsaws 420
- Holder 852
- Metal Cutting 593
- Reciprocating Saw..... 593
- Screwdriver, Reversible 365
- Sharpening..... 426
- Wood Cutting 593
- Blast Systems**
- Accessories..... 833
- Air-Powered 830
- Cabinet-Type Abrasive 831
- Helmets/Hoods..... 833
- Portable Pressure..... 830
- Vacuum..... 832
- Blind Hole**
- Bearing Pullers 468, 474, 475
- Blow Guns**
- Non-vented 594
- Vented 595
- BMW®**
- Belt Tensioning Tools..... 777
- Brake Tools 807, 814
- Compression Adaptors 638
- Diagnostic Equipment 878, 883,
887, 889, 893, 896, 905
- Differential Service Tools 703
- Fan Clutch Wrenches 746
- Filter Sockets 485
- Flip Sockets..... 142, 485
- Fuel Injection Adaptors..... 640
- Harmonic Balancer Tools 778
- Hose Clamp Pliers 748
- Impact Sockets 236, 241
- Leak Detectors 621
- Oil Filter Sockets 763
- Oil Filter Wrenches 764, 765
- Radiator Tools 743, 744, 745, 747
- Spark Plug Sockets 437
- Terminal Tools 634
- Tire/Wheel Tools 675, 680, 689,
691, 695, 696, 698
- TORX®, TORX Plus®
Screwdriver Bits..... 370
- TORX®, TORX Plus®
Sockets..... 140, 183, 200
- Valve Cover Adaptors..... 766
- Body**..... 816–826
- Alignment Bars 816
- Antenna/Mirror Tools 825
- Bumper Cover Paint Stands 825
- Clip Tools 824
- Curing Lights..... 826
- Cutters, Spot Weld..... 672
- Dent Pullers 571, 669–672, 816
- Dollies 818
- Door Tools..... 821–824
- Guards..... 96
- Hammers 817, 818
- Headlamp Aiming..... 826
- Heat Guns 826
- Jacks, Push-Pull..... 816
- Lock Picks/Lockout Tools..... 823
- Mastic Removal Tools 825
- Picks/Rods 824
- Pull Rods..... 824
- Repair 816
- Riveting and Nut Setting..... 819–820
- Service Tools..... 816–818
- Shears/Snips..... 818–819
- Software, Diagnostic 896, 903
- Spoons 818
- Spot Weld Cutters..... 672
- Suction Cups..... 824
- Upholstery and Trim Tools 822
- Window/Windshield Tools..... 824–825
- Bolt**
- Covers, Caster 101
- Cutters..... 400, 404
- Grip Pullers 459
- Sockets..... 491, 774, 781, 811
- Thread Gauges 442
- Bonnet Cleaning Tools** 587
- Booster Cables**..... 722
- Boot Banding Tools**..... 703
- Boots, Air Tool**..... 574
- Borescopes, Video** 625
- Bottle/Can Holders, Magnetic** 116
- Bottle Jacks**..... 712
- Bottom Guards** 96
- Box**
- Breakout 617
- End Torque Wrench Heads 340, 341
- Wrench Heads, Interchangeable,
Torque 328–329, 340,
341, 344–345
- Wrenches, Combination . 274–278, 295
- Wrenches, Heavy Duty,
Striking..... 311–312
- Wrenches, Nonconductive 408
- Wrenches, Offset..... 274–275,
280–282, 299, 705
- Wrenches, Ratcheting 274–285,
408, 723
- Wrenches, Special Purpose/
Application 299–300
- Wrenches, Torque,
End Heads 340, 341

- Chucks**
 Air..... 494, 560
 Air Hammers 560
 Drill..... 575, 576
 Keyless575
 Quick Change..... 560
 Tire683–684
- Circuit**
 Chasers..... 620
 Testers 608, 612–620
 Testing Adaptors 611
- Clamps**
 C-Clamps, High Visibility..... 668
 C-Clamps, Locking..... 668, 669
 C-Clamps, Medium Duty 834
 C-Clamps, Valve Lifters 782
 C-Clamps, Welding 667, 668, 669
 Locking, Sheet Metal..... 669
 U-Clamps 669
 Welding 667–669
- Classic Series** 47–54
 Accessories, “Add-ons” 48, 49, 95
 At A Glance.....10
 Bottom Guards.....96
 End Cabinets..... 54
 Lockers and End Caps.....54, 119
 Reference Chart.....48–49
 Roll Cabs..... 48–52
 Top Chests 53
 WorkStation Risers..... 54
- Claw Hammers**..... 417
- Claws, Flexible**..... 802
- Cleaners**
 Battery Terminals 723
 Degreasers..... 121
 Diesel641
 Engine641
 File..... 429
 Fin 738
 Fingernail..... 864
 Fuel.....641
 Grease Fitting..... 767
 Hand.....862–864
 Immersion 844
 Paint Gun829–830
 Parts Washers842–846
 Parts Washers, Accessories ... 845–846
 Piston Groove..... 784
 Pressure Washers..... 847
 Tool Storage 121
- Cleaning, Brushes, Distributor** 650
- Cleaning, Bonnet**..... 587
- Click-Type**
 Torque Wrenches 330–332, 341, 688
- Clip Tools, Body** 824
- Clips, Alligator** 607, 609, 891
- Close Quarter Bars**..... 388
- Clutch Tools**..... 708
- 3/8” Drive Shallow**
 Impact Socket 205
- Bit Sockets**..... 147, 193
- Hex Shank Bits** 379
- Pin Punches** 815
- Removers, A/C, Valves**..... 736
- Service Tool Sets, A/C**..... 736
- Coil-on-Plug Probes** 630, 887
- Coil Spring Compressors**..... 700
- Collets, Serrated, Extractors**.....455
- Combination**
 Hammers416
 Pliers 395
 Slip-Joint Pliers 395
 Storage Units 12–68
 Wrenches.....274–278, 298
 Wrenches, Flex Head281–282
 Wrenches, Open End,
 Ratcheting Box..... 274–278, 295
 Wrenches, T and L-Shape.....314–315
- Combustible Gas Detectors**..... 729
- Compact Slimline Hammers**414
- Comparators, Torque** 353
- Composite Tools,**
 Nonconductive.....405–408
- Compression**
 Adaptors.....476, 477
 Adaptors, Glow Plug..... 638
 Gauge Sets 635
 Gauges, Diesel..... 637
 Gauges, Motorcycle..... 494, 635
- Compressor Oil**
 A/C 732
 A/C Change Kits 727
- Compressors, Air**839–840
- Computer**
 Memory Savers631
 Torque Testers.....346–347, 351
- Connectors**
 A/C 738
 Extension 132
 Hose 828
 Pliers401
 Swivel 596
- Continuity Testers**619
- Controltech® Industrial**
 Torque Wrenches 328
- Convertible/Fixed Tip Pliers**..... 398
- Cooling System Tools**..... 739–750
 Adaptors.....742–744
 Fillers..... 740
 Leak Detectors745
 Service Tools.....746–750
 Testers and Accessories .. 741–743, 745
- Corbin Hose Clamp Pliers**..... 748
- Cordless** 518, 520–544
 Batteries, Snap-on® 542
 Chargers 541, 543
- Circuit Testers**613
- Cut-Off Tools**522, 528
- Dent Removal Systems** 670
- Drills, 14.4V**..... 521
- Drills, 18V**..... 521, 526, 536–537
- Drivers** 521
- Fans**..... 540
- Flashlights** 539
- Floodlights**..... 540, 759, 760
- Grease Guns**521, 527
- Grinders**..... 522, 528
- Impact Reference Chart** 521
- Impact Wrenches,**
 14.4V521, 529–530
 Impact Wrenches, 18V 521, 523–525
- Inflators** 540, 682
- Lighting** 539–540
- Memory Savers/Power Inverters**.....541
- Polishing/Prep Tools** 522, 538
- Power Bit Sets**377
- Ratchets**.....522, 533–535
- Reciprocating Saws**..... 521, 527, 530
- Reference Chart**..... 521–522
- Saws**..... 521, 527, 530
- Screwdrivers**522, 531–532
- Screwdrivers, Accessories**378, 544
- Soldering**..... 663
- Speakers**.....541
- Tool Boots**.....574
- USB Power Units** 541
- Cordless Power Tools** 520–544
- Cotter Pin Pullers** 694
- Couplers**
 Air Line 597
 Quick Change..... 378, 597
 Removal Tools 746, 809
- Covers**
 A/C Service Center 727
 Battery Charger714
 Diagnostic Smoke Machine621
 Fender 788
 Motorcycle Gas Tank..... 494, 788
 Seat, Automotive..... 788
 Smoke Machine621
 Tool Storage Unit, Combinations 92–95
 Tool Storage Unit, Road Chests 69
 Tool Storage Unit, Roll Carts..... 92–95
 Tool Storage Unit, TUV 33
- Crankshaft Bolt, Impact, 1/2” Drive Socket**
 243, 481, 490
- Crankshaft Harmonic Balancer Kits** 778
- Crankshaft Pulley Tool**..... 477
- Creepers**..... 789–792
 Accessories..... 100
 Adjustable790, 791, 792
 Drawer 791, 792
 Hangers 100
 Heavy Duty.....790, 792

- Seat.....791–792
 Special Purpose/Application ..789, 792
 Standard..... 789
 Under the Dash 792
Crimpers, Wire.....400, 401, 402
Crimping Tools.....400, 735
Cross Peen Hammers.....817
Crowfoot Socket, Diesel Injector.....484
Crowfoot Wrench 304–310
 1/4" Drive..... 304–305
 3/8" Drive305–309, 482
 1/2" Drive..... 309–310
 Cummins® Wastegate Solenoid
 3/8" Drive 482
 Holders..... 110, 309
 Ratcheting 309
Crud Thug® 571
Cummins®
 Bit Sockets.....483
 Compression Gauges 637
 Crowfoot Wrenches482
 Diagnostic Equipment 903, 904
 Feeler Gauges481, 798
 Fuel Line Disconnect Tools..... 644, 645
 Fuel Pressure Sensors641
 Impact Sockets 257, 258, 259, 490
 Oil Filter Sockets485, 763
 Oil Filter Wrenches 764
 Pullers259, 487
 Service Tools... 476, 477–478, 479, 481
 Socket Drivers..... 144, 188, 189
Curing Lights 826
Customization, Tool Storage..... 104–122
Cut-Off Tools
 Air..... 548, 563–565
 Cordless.....522, 528
Cutters
 Air..... 566–567
 Bolt..... 400, 404
 Bushing410
 Cable401
 Carbide..... 589
 Chain Pipe 432
 Cushion Throat..... 392
 Diagonal391, 404
 Electronic Service..... 395
 Flush Cut Oval 392
 Heavy Duty Bolt.....404
 Hole..... 579
 Hose 746
 Miniature 403
 Multi-Purpose 426
 Pliers, Sets.....390–391, 392, 402–404
 Sets..... 392
 Sets, Miniature..... 403
 Shears 421, 566, 818, 819
 Special Purpose/
 Application 423, 424, 425, 426
 Spot Weld 672, 826
 Tail Pipe432, 433, 698
 Tube 433
 Tube, Ratcheting 433
 Vinyl 402, 403, 819
 Vinyl Grip 395
 Wheels..... 588
 Wire 402, 495
Cutting Oil 586
CV Boot Tools..... 703–704
Cylinder
 Head Tools774, 781
 Ridge Reamers 783
 Service Tools..... 436, 783
- ## D
- D-TAC™ Battery System,**
 Diagnostic Tester 717
Dana® 690
Dead Blow
 Hammers..... 414–415, 418, 695, 787
Deburring Tools 586
Decals, Logo and Racing.....120
Deep Wall Impact Sockets
 1/2" Axle Nut..... 241, 691
Dent
 Pullers571, 816
 Pullers, Body.....571, 669–672, 816
 Pullers and Accessories.....670–671
Detailing 586, 862
Detectors
 Leak.....621–623
 Leak, A/C728, 730
Detroit Diesel®
 Belt Tensioning Tools..... 776
 Bit Socket Drivers..... 233
 Compression Gauge Adaptors 637
 Diagnostic Scan Tools..... 904
 Hand Tools.....479, 482
 Impact Sockets 257, 259, 481,
 489, 490, 491
 Magnetic Sockets..... 203
 Oil Filter Wrenches 764
Diagnostic Equipment.....870–906
 Accessories.....882–887
 Apollo-D8® Scan Tool 871, 873
 Battery System Testers717–719
 ETHOS® Edge
 Scan Tool 870, 874, 886
 ETHOS® Edge Scan Tool,
 Accessories..... 874, 886
 ETHOS® PRO Scan Tool,
 Accessories.....886
 ETHOS®+ Scan Tool, Accessories ...886
 Gas Analyzers894
 Heavy-Duty
 Vehicle Systems.....900–904
 Information Systems 897
 MODIS™ Edge Scan Tool871
 MODIS™ Edge Scan Tool,
 Accessories..... 885, 888, 889, 890
 MODIS™ Edge Scan Tool,
 Storage..... 885
 MODIS™ Ultra Scan Tool,
 Accessories..... 885, 890
 Motorcycle 870, 878, 886, 889
 Noise/Vibration 627
 OBD-II Scan Tools898–899
 P1000 Motorcycle
 Scan Tool 870, 878
 Personality Keys.....905–906
 Pocket iQ™ Systems..... 904
 Pro-Link® Edge and
 Ultra Systems.....900–903
 Reference Chart.....870–871
 Scope/Meter.....881, 887, 888–893
 Service Banners882, 888
 ShopKey Pro®
 Information Systems 897
 Software 896, 903
 SOLUS™ Edge
 Scan Tool 870, 876, 884
 SOLUS™ Edge Scan Tool,
 Accessories..... 876, 884
 SOLUS Ultra® Scan Tool,
 Accessories..... 883
 Storage 885, 895
 Thermal Imagers879–880
 Triton-D8® Scan Tool..... 871, 872, 885,
 888, 889
 VANTAGE® Ultra Test System .. 871, 875,
 888, 889, 890, 896
 VANTAGE® Ultra Test System,
 Accessories.....888
 VERDICT® Scan Tool,
 Accessories..... 888, 889, 890
 VERUS® Edge Scan Tool,
 Accessories..... 882, 888, 889, 890
 VERUS® PRO Scan Tool,
 Accessories..... 882, 888, 889, 890
 Vibration/Noise 627
 Wireless Modular 881
 Zeus® Scan Tool871, 877, 882
 Zeus® Scan Tool,
 Accessories.....877, 882
Diagonal Cutters..... 391, 392, 404
Dial Gauges, Diesel..... 477
Dial Test Indicators 795, 809
Dial Tire Pressure Gauges.....681
Diamond Point Chisels..... 411
Diamond Tip
 Bits..... 380
 Screwdrivers 360
Die
 Sets 440, 443–445, 446
 Setter Bars..... 388

- Die Grinders**
 Accessories..... 589
 Air..... 547, 560–563
 Kits..... 562
 Pencil..... 561
- Die Sets, Flaring**..... 433
- Dies and Taps**
 Left-hand 444
 Rethreading 439, 441, 482
 Self-Aligning 445
 Threading 440, 443–445
- Diesel**
 Air Compressor Wrenches..... 478
 Cleaners..... 641
 Compression Adaptors ... 476, 477, 637
 Compression Gauges 637
 Engine Turning Tools 479
 Exhaust Fluid Tools..... 483
 Fan Wrenches..... 480
 Feeler Gauges 481, 798
 Flywheel Locks 487
 Fuel Filter Wrenches 214, 479, 480
 Fuel Line Tools..... 478, 480, 481
 Fuel Pump Wrenches 478
 Fuel Rail Plugs 478
 Fuel Sensor, Wrenches 479
 Fuel Service..... 641
 Glow Plug Tools..... 482, 638
 Governor Gap Wrenches..... 480
 Injector Crowfoot Socket..... 484
 Injector Pump Wrenches..... 478, 479
 Injector Tools..... 477, 478
 Oil Pressure Gauge Sets 480
 Pinion Nut Sockets 241, 703
 Pulley Puller 477, 483
 Pulse Adaptors..... 483, 630
 Pump Adjusting Tools..... 479
 Quick Couplers..... 638
 Service Tools..... 476, 477
 Sockets..... 483
 Starter Bolt Wrenches..... 480
 Tachometers 630
 Timing Gauges 476, 477
 Torque Adaptors..... 492
 Turbo Vane Actuator, Pullers 484
 Turbo Vane Sockets 484, 487
 Turbo Wrenches 484
 Wrenches..... 214, 478, 479, 480,
 484, 485, 493
 Wrenches, Valve Adjusting 478, 493
- Differential Service Tools**..... 703
- Differential Side Bearing Pullers**..... 457
- Digital**
 Battery Chargers 714
 Battery System Testers 717
 Borescopes 625
 Calipers 795
 Circuit Testers 608, 612–614, 616
 Diagnostic Smoke Machine 621
 Drum Gauges 809
 Gas Analyzers 624
 Leak Detectors 621, 728
 Manifold Gauges..... 733
 Multimeters 603–604, 616
 Multimeters, Accessories 605–607
 Multimeters, Test Leads..... 607–610
 Rotor Gauges 809
 Smoke Machines 621
 Tachometers 630
 Thermometers..... 737
 Timing Lights 631
 Tire Pressure Gauges..... 682
 Torque Testers..... 347, 351
 Videoscopes 625–626
- Digital Tire Pressure Gauges**..... 682
- Disc Brake**
 Lathe, Accessories 806
 Test Indicators..... 796
 Tools 811–812, 815
- Disc Sanders** 569
- Disconnect Tools**
 A/C 645, 738
 Cooling Systems..... 747
 Driveline 488
 Electrical 633
 Fuel Systems..... 480, 642, 644, 645
 Jiffy-Tite®, Low Profile 643, 645
 Radiator..... 747
- Discs, Grinding**..... 588
- Dispensers**
 Glove 861
 Grease 767
 Hand Cleaner 864
- Distributor Tools** 650
- Docker Lockers** 43
- Dollies**
 Band..... 767
 Body 818
 Hydraulic Wheel 711
- Door Tools** 821–824
- Double “D” Tools, Carburetor** 649
- Double End**
 Drill Bits 583
 Wrenches..... 300, 304
- Double Hex**
 Bit Sockets..... 191, 232
 Socket Drivers..... 191, 232, 446, 489
- Double Square**
 Bits 576
 Sockets, 1/4” Drive..... 142
 Sockets, 3/8” Drive 185
 Sockets, 1/2” Drive 244
 Sockets, 1” Drive 267
- Dowel Pin Pullers**..... 455
- Drag Link Sockets**
 3/8” Drive 185
- 1/2” Drive..... 230
 3/4” Drive 254
- Drain**
 Grease and Oil 768
 Plug Sockets 488, 706
 Plugs 747
 Tables, Transmission 768
 Valve, Regulators 828
 Waste Oil 768
- Drawers**
 EPIQ Series Sections 16–24, 26
 Fronts 96
 Guards..... 96
 Heritage Series Sections..... 61
 Organizers 68, 97, 104, 105,
 108, 117, 118
- Drift Pin Punches** 413, 592
- Drills**
 Accessories..... 575–586
 Air..... 546, 558–559
 Angle 537, 559
 Angle Drill Kits..... 559
 Bit Set, Extractors..... 447, 450
 Bit Set, Tap and Die 451
 Bit Sets 377
 Bits 576–585
 Bits, Aircraft Length..... 585
 Bits, Double Ended..... 583
 Bits, Double Square 576
 Bits, Hex Shank..... 374, 379–380,
 382, 576, 584
 Bits, Jobber Length..... 579–580, 582
 Bits, Left Hand..... 583, 584
 Bits, Mechanic’s Length 578
 Bits, Reduced Shank 585
 Bits, Right-Angle 584
 Bits, Sets 576
 Bits, Step 585
 Bits, Wire Gauge..... 581
 Chucks..... 575, 576
 Cordless, 14.4V 521, 536–537
 Cordless, 18V 521, 526
 Cordless, Kits, 14.4V..... 536
 Guides 451
 Hammer..... 526
 Hole Cutters 579
 Micro, Air 559
 Micro Utility Drill Sets 586
 Pilot..... 586
 Reversible 558, 559
 Right-Angle 537, 559
 Spot Weld 558
- Drive Line Tools**..... 488, 702–708
- Drive Shaft**
 Magnetic Angle Locators 708
 Universal Joint Tools 708
- Drivers**
 Bearing Race..... 787–788

Bushing	786–787	Impact Wrenches	778	Harmonic Damper Pullers	462, 779	
Bushing/Oil Seal	706	Injector Pullers	486	Hoists	712	
Clutch, Socket	147, 193, 207	Radiator Tools	743, 744	Hood Props	780	
Cordless, 18V	521, 526	Dust and Grease Cap Tools	694	Lifting	712	
Distributor	650	Dye and Oil Injectors	736	Oil Pressure/Oil Pump	639, 773	
Double Hex, Socket	191, 232, 446, 489	Dzus® Fasteners	365	PCV/EVAP Tools	780	
Flat Tip, Socket	147, 193, 194, 195, 207, 234	E			Piston Service Tools	784
Flexible, 1/4" Drive	130	Ear Protection	852	Power Steering/Alternator/ Water Pump	775	
Flexible, Carburetor	649	Electric Tools		Seal Pullers	780	
Handled, 1/4" Drive	130, 155, 210	Engravers	544	Service Tools	770–784	
Handled, 3/8" Drive	171, 204, 210	Polishers	544	Slings	712	
Hex, Front Wheel Drive Service	704	Electrical, Brushes	620	Sockets, Generator	498	
Hex, Socket	146, 162, 191–192, 194, 207, 216, 232, 234, 250, 704	Electrical Service		Sockets, Thermal Vacuum Switch ...	777	
Hex Bits	382	Cutter	395	Software, Diagnostic	896, 903	
Impact	194–195, 232	Pliers	395	Special Purpose/ Application Tools	780	
Limiting	338	Screwdrivers, Nonconductive, Composite	405	Starters	631, 715, 720–721	
Magnetic Power Nut Drivers	378	Tools, Nonconductive, Composite	405–408	Thermal Vacuum Switch Sockets ...	777	
Metric Hex, Socket ..	145, 162, 190–191, 194, 216, 232, 233, 250, 259, 704	Electronic Service		Timing	771–772, 780	
Nut	372, 378, 575	Screwdriver, Miniature, Mini-Tip	361–362	Turning Tools	479	
Nuts, Trim	822	Screwdrivers	337, 361–362	Valve Service Tools	781–783	
Phillips®, Socket	147, 193, 194, 195, 207, 218, 234	Tweezers	663	Engineer Style Hammers	418	
Ratcheting	130	Electronics	602–650	Engravers	544, 563	
Seal	787, 788	Battery Testers	717	Engraving Pen Tips	563	
Sets, Impact	194–195, 232	Calipers	795	EPIQ Series	11–28	
Sets, Socket	162, 194, 215, 216, 250	Culipers Storage	115	Accessories, “Add-ons”	16, 17, 93, 96–97	
Square Drive, Socket	129, 233	Fuel Testing	641	At A Glance	10	
Stubby, Socket	145, 146, 188, 191, 207, 233, 237	Micrometers	793	Drawer Sections	16–24, 26	
Torque	336–337, 338–339	Refrigerant Scales	730	End Cabinets	28	
TORX®, TORX Plus®, Socket, 1/4" Drive	140, 143–144, 158–159, 162, 379, 481	Stethoscopes	627	Lockers	12, 13, 14, 15, 16, 17, 27–28	
TORX®, TORX Plus®, Socket, 3/8" Drive	162, 188–189, 194, 213, 215, 216, 218, 481	Terminal Tools	401, 723	Overhead Cabinets	27	
TORX®, TORX Plus®, Socket, 1/2" Drive	162, 250, 688	Torque Testers	346–347, 349, 350, 351, 352	Reference Chart	12–15	
Triple Square Bit Socket	145, 160, 192, 215, 233	Torque Wrenches	326–329, 346	Roll Cabs	12, 13, 14, 15, 16–24	
Drum Plug Sockets	242, 768	Emergency Brake Tools	809, 813	Roll Carts	64	
Drum/Rotor Gauges	809	End Cabinets		Top Chests	25	
Dual 80® Ratchets	124, 127–129, 138, 166–170, 220–222	Classic Series	54	WorkCenters	27, 64	
Dual Action Sanders	569	EPIQ Series	28	Ergonomic		
Dual Face Hammers	415, 418	Heritage Series	62	Nut Driver Sets	372	
Duck Bill Pliers	394, 395	Masters Series	42, 43–45	Scrapers	432	
Duramax®		Engine		Etching/Engraving Tools	563	
Compression Adaptors	638	Alternator Tools	461, 462, 775, 815	ETHOS® Edge Scan Tool	870, 874, 886	
Compression Gauges	637	Barring Sockets	777	ETHOS® Edge Scan Tool, Accessories	874, 886	
Differential Service Tools	703	Belt Tensioning	482, 747, 771, 776–777	ETHOS® PRO Scan Tool, Accessories ...	886	
Fuel Pressure Sensors	641	Calibration and Setup Kits	770	ETHOS® Series Diagnostic Software ...	896	
Hand Tools	479, 480, 485, 486, 487	Cam Tools	771–772, 780, 781	ETHOS®+ Scan Tool, Accessories	886	
Impact Sockets	236, 241	Cleaners	641	EVAP Testers	621, 622	
		Cooling System Tools	740–750	Exhaust		
		Cylinder Head Tools	774	Fluid Tools, Diesel	483	
		Cylinder Service Tools	783	Hanger Removal	433	
		Drain Plug Sockets	706, 773	Pipe Cutters	432	
		Fuel System Maintenance	775	Probes	624	
		Harmonic Balancer	462, 778	Special Purpose/ Application Tools	432–433	
				Tailpipe Stretchers	433	
				Tools, Air Hammer Bits	590–592	

Expanders 433
 Extended Reach Hose Grip Pliers..... 404
 Extension Cords.....761
 Extensions
 1/4" Drive..... 131–132, 155–156
 3/8" Drive 171–172, 202, 211
 3/8" Drive, Nonconductive 407
 1/2" Drive..... 224–225, 235, 248
 1/2" Drive, Nonconductive 407
 3/4" Drive 252
 1" Drive 262, 263
 1-1/2" Drive 268
 Adaptors, 1/2" Drive 225, 235
 Adaptors, 1-1/2–2-1/2" Drive..... 268
 Adaptors, Spline to Square..... 268
 Connectors, 1/4" Drive..... 132
 Connectors, 3/8" Drive 172
 Flexible, 1/4" Drive 132, 155
 Flexible, 3/8" Drive..... 211
 Impact, 1/4" Drive 147–148
 Impact, 3/8" Drive..... 195
 Impact, 1/2" Drive 235
 Impact, 3/4" Drive..... 255
 Impact, 1" Drive 264
 Impact, 1-1/2" Drive 268
 Knurled, 1/4" Drive 131, 151–154, 155
 Knurled, 3/8" Drive 171, 210
 Knurled, 1/2" Drive 224, 248
 Locking, 1/4" Drive 132, 148, 155–156
 Locking, 3/8" Drive 172, 211
 Locking, 1/2" Drive 224–225,
 235, 248
 Nonconductive..... 407
 Power, 1/2" Drive..... 243
 Quick Release 132, 224
 Sets, 3/8" Drive..... 204
 Sockets, Flexible 215
 Sockets, Swivel 141, 186, 235
 Swivel Universal Joint 147, 212, 235,
 255, 268
 Wobble, Wobble Plus,
 1/4" Drive..... 131, 132
 Wobble, Wobble Plus, 3/8" Drive 172
 Wobble, Wobble Plus,
 1/2" Drive..... 224–225
 Wrenches..... 324
 Extra-Long Screwdrivers
 Flat 356, 357, 358
 Phillips® 356, 357, 359, 360
 Set..... 356, 357, 376
 Extractors
 Bits..... 450
 Collets, Serrated..... 455
 Dowel Pin Puller Sets..... 455
 Fastener, Power..... 447, 448, 450, 452
 Multispline..... 447, 448
 Pipe Nipple Removers 455
 Pipe Plug 447, 451

Porcelain..... 435
 Screw..... 447, 448, 451, 452
 Serrated Collets..... 455
 Sets 447–450
 Spark Plug 435
 Stud..... 451–454
 Eye Protection
 Face Protectors..... 658, 852
 Goggles/Glasses.... 732, 738, 853–855
 Shield Replacements..... 658
 Welding, Helmets..... 665–666, 852
 Welding, Lenses..... 658, 667

F

Face Protectors 658, 852
 Fan Clutch Wrenches 480, 746
 Fans
 Cordless..... 540
 Shop..... 850
 WorkCenter 850
 Fasteners
 Dzus® 365
 Hex Head Extractors 448, 450
 Power Extractors 447, 448, 450, 452
 Feeler Gauges..... 797–799
 Bent..... 481
 Blades 799, 800
 Blades, Pocket Feeler 799
 Blades and Holders 481
 Diesel 481, 798
 Easy Grip..... 799
 General Use 798
 Ignition 797
 Pocket Feeler Blade 799
 Sets 799
 Special Purpose/Application 799
 Step..... 481, 798
 Fender Covers..... 788
 Files
 Brushes 429
 Chain Saw..... 429
 Comfort Grip 429
 Flexible Curved Tooth 819
 Half Round 427
 Handles 427, 428, 429
 Instinct®..... 427
 Mill 427
 Miniature 428
 Multi-Cut Flat..... 429
 Nib..... 819
 Round 427
 Spark Plug 436
 Swiss Needle 428
 Thread Restorer..... 442
 Three Square..... 427, 429

Fillers
 Battery..... 724
 Cooling System 740, 741
 Oil..... 766, 770
 Filters
 A/C 727
 Air, Paint Spray..... 828
 Air Processing 837, 838
 Dryers 727
 Parts Washer..... 842
 Pneumatic Tool..... 354
 Sockets..... 763
 Sockets, Diesel 485
 Wrenches, Fuel..... 214, 479, 480, 642
 Wrenches, Oil..... 764–765
 Fin Straighteners/Cleaners 738
 Fingertip Ratchets..... 128, 132, 155, 170
 Firing Indicators, Spark Plug 436
 Fixed Tip/Convertible Pliers 398
 Flammables Storage Cabinet 830
 Flank Drive®, Flank Drive® Plus 124
 Impact Sockets, 1/4" Drive..... 148–149
 Impact Sockets, 3/8" Drive 196–200
 Impact Sockets, 1/2" Drive.... 226–229,
 236–241, 691, 703
 Impact Sockets,
 3/4" Drive 256–259, 489, 490
 Impact Sockets, 1" Drive 264–267
 Nut Drivers 408
 Sockets, 1/4" Drive... 133–139, 148–149
 Sockets, 3/8" Drive 174–182,
 196–200, 436, 437, 438, 476
 Sockets, 1/2" Drive 226–229,
 236–241, 703, 813
 Sockets, 3/4" Drive 253–254,
 256–259, 489, 490
 Sockets, 1" Drive 264–267
 Sockets, 1-1/2" Drive 268–270
 Sockets, 2-1/2" Drive 271–272
 Sockets, High Performance 140
 Sockets, Spark Plug 436–438
 Sockets, Spark Plug, Magnetic 436
 Wrenches, Adjustable 322
 Wrenches, Brake Bleeder 814
 Wrenches, Combination 274–278,
 286–294, 295
 Wrenches, Combination Ratcheting,
 Box..... 274–278, 286, 288, 289,
 290, 292, 293, 294
 Wrenches, Double Flex Metric..... 279
 Wrenches, Flare Nut 303–304, 305,
 307–308
 Wrenches, Flare Nut, Crowfoot,
 1/4", Drive..... 305
 Wrenches, Flare Nut, Crowfoot,
 3/8", Drive 307–308
 Wrenches, Flex Head 279
 Wrenches, High Performance 279

Wrenches, Offset Box..... 274–275, 295–299	Ratchets, Pass Thru 217	Front Wheel Drive
Wrenches, Offset Box, High Performance 297–298	Ratchets, Quick Release ... 154, 168, 221	Boots and Joint Tools 703–704
Wrenches, Oxygen Sensors ... 646–648	Speeders 127, 166, 168	Tools 703–704
Wrenches, Pan Plug 773	Torque Wrenches 327, 329	Fuel
Wrenches, Ratcheting Box, No Offset, High Performance 279	Wrenches, Combination 281–282	Adaptor Sets 640
Wrenches, Ratcheting Combination, No Offset 276, 277–278	Wrenches, Ratcheting Box 285	Cleaners 641
Wrenches, Ratcheting Combination, No Offset/Spline 277	Wrenches, Torque 327, 329	Diesel Fuel Line Tools 478, 480, 481
Wrenches, Reversible Ratcheting Box/Speed Open End 275	Flexible	Filter Sockets, Diesel 483, 485
Wrenches, Reversible Ratcheting Combination Offset 274, 280, 295	Carburetor Tools 649	Filter Wrenches 642
Wrenches, Reversible Ratcheting Combination/Spline 275	Claws 802	Gauges 635
Wrenches, Specialty Box 299–300	Distributor Tools 650	Injection, Adaptor Sets 640, 641
Wrenches, Tubular 313	Drivers, 1/4" Drive 130	Injection, Gauge Holders 477
Flap Wheels 587–588	Drivers, Carburetor 649	Injection, Specialty Service Tools ... 642
Flare Nut	Extensions, 1/4" Drive 132, 155	Injection, System Cleaners 641
Sockets 185	Extensions, 3/8" Drive 211	Injector, Pullers 486
Wrenches 478	File Holders 819	Injector, Sockets 484, 490
Wrenches, Flank Drive®, Flank Drive® Plus 303–304, 305, 307–308, 310	Files 819	Injector, Tools 484, 486, 490, 640
Wrenches, Flare Nut, Crowfoot, 1/4", Drive 305	Lights 102, 731, 754–755, 759	Line Disconnect Tools 480, 642, 644, 645
Wrenches, Flare Nut, Crowfoot, 3/8", Drive 307–308	Neck MIG Torches 653	Line Stoppers 643
Wrenches, Fuel Line 478	Pick-up Tools 802, 803	Line Tools, Diesel 478, 480, 481
Flaring	Shank (Screwdriver) 366, 369	Pressure Sensor Sockets 642
Adaptors 433	Flip Sockets	Pump Remover Tools 642
Die Sets 433	1/4" Drive 142, 680	Pump Wrenches 478, 479
Flaring Tools	3/8" Drive 424, 485, 659, 763	Rail Plugs 478
Sets 433, 434	1/2" Drive 686, 687	Sensor Tools 646, 647
Tubing 433, 434	Filter 485, 763	Sensor Wrenches, Diesel 485
Flashlights	Lug Nut 686, 687	Service, Diesel 641
Accessories 761	Thin wall 686	Sockets, Fuel Line 481
Cordless 539	Floodlights 540, 757, 759, 760	System Maintenance 775
Penlight LED 753	Floor	Tank Covers, Motorcycle 788
Rechargeable 752, 753, 754	Jacks 710	Tank Lock Ring Tools, Motorcycle ... 494
UV Leak Detection 731, 732	Mats 119	Tank Ring Tools 642
Flat, Chisels 410	Fluid Maintenance	Tank Stands 712
Flat Tip	Fluid Evacuators 762	Tube Removers 478
Bit Sockets 147, 161, 193, 234	Transfer Pumps 762	Funnels, Oil 766
Bits 381	Flush Cut Oval Cutters 392	Fuse
Screwdrivers, Electronic Service 361, 362	Flush Kits 738	Pliers 632
Screwdrivers, Hard Handle 356–358	Flywheel	Savers 618
Screwdrivers, Nonconductive 405	Locks, Diesel 487	
Screwdrivers, Pocket, Spark Test ... 359	Tools 487, 708	
Screwdrivers, Soft Handle 356, 358	FOD Ratchets	
Flex Head	1/4" Drive 129	
Ratchets, 1/4" Drive 127, 128, 151	3/8" Drive 169	
Ratchets, 3/8" Drive 167–168, 204	1/2" Drive 221	
Ratchets, 1/2" Drive 220	Folding	
	Saws, Pruning 420	
	Wrench Sets 317–318	
	Ford® Navistar® 482–484	
	Belt Tensioning Tools 482	
	Compression Adaptors 638	
	Compression Gauge Adaptors 637	
	Diagnostic Equipment 903, 904	
	Filter Wrenches 483	
	Fuel Injector Sockets 484, 490	
	Turbo Tools 484	
	Four-Way Angle Head, Wrenches 302	
	Freeze Plug Tools 747	

G

Gap Gauges 799
Gappers, Spark Plug 799
Gas Analyzers 624, 894
Gas and Oil Service Tools 498–499
Gas Welding 653, 654, 660
Gasket Punches 410
Gauges
Angle Locator 708
Belt Tensioning 747, 776
Bore 794
Brake, Drums/Rotors 809
Brake, Lining Thickness 821
Brake, Pad 812
Brake, Resetting 813
Compression, Diesel 637

- Compression, Motorcycle 494, 635
 Compression, Sets 635
 Cooling System 747
 Dial Test Indicator..... 795–797, 809
 Dial Type Tire Pressure.....681
 Diesel Compression 637
 Diesel Dial..... 477
 Digital Tire Pressure 682
 Feeler, Bent.....481
 Feeler, Blades 799, 800
 Feeler, Diesel 481, 798
 Feeler, Easy Grip..... 799
 Feeler, General Use 798
 Feeler, Ignition 797
 Feeler, Special Purpose/
 Application 799
 Feeler, Step 481, 798
 Fuel Pressure 635
 Gap..... 799
 Holders..... 477
 Hole..... 794
 Hydraulic Pressure 469
 Injector Height 479
 Magnetic Base Holders..... 797
 Manifold 733
 Pencil Tire Pressure 683
 Pinion Depth 796
 Pressure, Compression..... 635
 Pressure, Compression, Diesel 637
 Pressure, Fuel 635
 Pressure, Oil 635
 Pressure, Tire 681, 682, 683
 Pressure, Tire, Dial Type.....681
 Pressure, Tire, Digital 682
 Pressure, Transmission .. 635, 639, 705
 Pressure, Vacuum 635, 639
 Pressure Sets 635, 639
 Shoe..... 812
 Small Hole Gauge Sets 794
 Spark Plug 799
 Telescoping..... 794
 Test, Indicator Dial..... 795–797, 809
 Test, Micrometer 794
 Thread 442, 446, 801
 Throttle Depressor 813
 Timing 477, 796
 Tire Pressure 681, 682, 683
 Torque Angle..... 337
 Transmission 635, 639, 705
 Tread Depth 684
Gear Oil Pumps..... 769
Geared Head Multipliers 345
General Service Sets
 1/8" Drive.....151
 1/4" Drive..... 152–154, 163–164
 3/8" Drive 204–209, 217–218
 1/2" Drive..... 246–247, 250
 3/4" Drive 260
 Tire/Wheel..... 698
Glass/Acrylic Scrapers..... 429
Glasses/Goggles, Safety..... 738, 853–855
 Air Conditioning 732
 UV..... 732
Gloves 855–861
 Anti-Vibration..... 858
 Blast, Abrasive 833
 Carbon Knuckle..... 856
 Cold Weather 859, 860
 Cut Resistant..... 856–857
 Dispensers..... 861
 Grip 860
 Impact 855, 857, 858, 859
 Latex..... 861
 Leather 861
 Mechanic's 858–859
 Nitrile..... 861
 SuperCuff® 855–856, 859
 Touchscreen Compatible 860
 Welding 657–658
Glow Plug
 Compression Adaptors 638
 Tools 482, 638
Goggles/Glasses, Safety..... 738, 853–855
 Air Conditioning 732
 UV..... 732
Governor Gap Tools..... 480
Grease
 Bearing Packers 769
 Control Valves 767
 Dispensing Accessories..... 767
 Drains 768
 Funnels/Spouts 766
 Guns and Accessories 521, 527,
 592, 766–767
 Pumps 769–770
Grease and Dust Cap Tools..... 694
Grinders
 Abrasive Discs..... 598
 Accessories..... 588, 589
 Air..... 547, 565
 Angle 562
 Burr 589
 Cordless..... 522, 528
 Die, Accessories 589
 Die, Air..... 547, 560–563
 Die, Kits 562
 Die, Pencil..... 561
 Discs..... 588
 Finishing Tools 570–572
 Wheels..... 588
Groove Cleaners, Piston Ring 784
Guns
 Air Solvent 846
 Blast Systems 833
 Blow, Non-Vented..... 594
 Blow, Vented..... 595
 Grease 521, 527, 592, 766–767
 Heat..... 826
 Injection 730, 731
 Oil Spray 768
 Paint 827
 Paint, Accessories 827–830
 Sandblasting 832
 Soldering..... 662
 Spool..... 653
 Spray 827–828
 Stud..... 669–671
 Suction 768

H

Hacksaws 420
 Blades 420
 Miniature 420
Half Moon Box Wrenches 299
Half Round Nose Cape Chisels..... 427
Hammers
 Air..... 547, 560
 Air, Accessories..... 590–592
 Ball Peen..... 415, 417
 Body 817, 818
 Brass 416
 Bronze Tip..... 415
 Chipping..... 667
 Claw..... 417
 Combination 416
 Compact Slimline 414
 Cross Peen 817
 Dead Blow..... 414–415, 418, 695, 787
 Dual Face 415, 418
 Engineer 418
 Hand Drilling..... 526
 Heavy Duty..... 418
 Heavy Duty, Air 547, 560
 Interchangeable 417
 Non-Marring 415, 417
 Piston 416
 Plastic Tip 416
 Rubber Mallet 695, 698
 Sledge 415, 418
 Sledge, Hammer Striking Wrench ... 312
 Slide 702
 Slimline 414
 Soft Blow 418
 Soft Face 417
 Tire/Wheel..... 698
 Welding 667
 Wheel Weight..... 675
Hand Cleaners 862–864
Hand Sockets 479, 488
Hand Tools
 1/4" Drive..... 127–164

- Picks..... 749
 Pinchers..... 646
 Pinching Pliers646, 747
 Pliers, Clamp..... 748, 750
 Pliers, Pinching646, 747
 Reels..... 845
 Water.....595, 846
- Hub**
 Clamp Expanders 697
 Lock Tools691
 Pullers 702
 Removal Adaptors 702
 Scrubbers 598
- HVLP Spray Guns** 827
- Hydraulic**
 Bottle Jacks 712
 Gauges, Mounting..... 469
 Gauges, Pressure 469
 Jacks, Bottle.....712
 Jacks, Service..... 709
 Jacks, Transmission.....710
 King Pin Presses.....701
 Power Kits..... 469
 Pressure Gauges 469
 Pullers 463, 464, 468, 469, 470, 471
 Pump and Ram Sets 469, 470
 Rivet Tools..... 820
 Transmission Jacks.....710
 Wheel Dollies 711
- Hydrometers**..... 724
- I**
- Idle Lock Nut Wrenches** 479
- Ignition**
 Adaptors 892
 Adaptors, Coil 887
 Coil Adaptors 887
 Feeler Gauges 797
 Spark Plug Gauges 799
 Tools and Testers..... 650
 Wrenches..... 301, 650, 780
 Wrenches, Modular 650
- Imagers**
 Digital 625, 626
 Thermal 879–880
- Immersion Cleaners** 844
- Impact**
 Drivers 194–195, 232, 234
 Locking Ring and Pin Reference,
 Charts..... 268, 270, 272
 Socket Retainers 693
 Sockets, Deep 148, 198, 200,
 238–240, 258–259,
 266–267, 270, 489
 Sockets, Detroit Diesel®257, 259,
 481, 489, 490, 491
- Sockets, Head Bolt..... 488, 489
 Wrenches, Accessories..... 592
 Wrenches, Adaptors 828
 Wrenches, Air..... 546, 548–555
 Wrenches, Cordless,
 14.4V521, 529–530
 Wrenches, Cordless,
 18V521, 523–524
 Wrenches, Hand..... 778
- Impact, #5 Spline Drive**
 Accessories..... 268
 Adaptors 268
 Locking Rings and Pins..... 268
- Impact, 1/4" Drive**
 Accessories..... 147–148
 Extensions 147–148
 Sockets..... 148–149, 157
 Sockets, Twist 157
 Swivel Ball Universal Joints 147
- Impact, 3/8" Drive**
 Accessories..... 195
 Adaptors 173
 Drivers 194–195
 Extensions 195
 Sockets..... 194, 196–200
 Sockets, Spline Drive184
 Sockets, Twist201
 Swivel, Universal Joint 200
- Impact, 1/2" Drive**
 Adaptors..... 235
 Caliper Bolt, Swivel 811
 Crankshaft Bolt Socket 243, 490
 Extensions235, 268
 Locking Rings and Pins..... 270
 Sliding T-Handle..... 267
 Sockets..... 236–241, 242, 268–270
 Sockets, Emergency Brake 697, 813
 Sockets, Heavy Duty..... 488–491
 Sockets, Spicer® Drive.....774
 Sockets, Twist 242
 Swivels, Caliper Bolt..... 811
 Swivels,
 Universal Joint..... 235, 241, 268
- Impact, 3/4" Drive**
 Adaptors255
 Extensions255
 Locking Rings and Pins.....255
 Sockets..... 256–259, 408, 703
 Sockets, Inverted 259
 Swivel, Universal Joint255
- Impact, 1" Drive**
 Adaptors..... 264
 Extensions 264
 Locking Rings and Pins..... 264, 268
 Sockets.....264–267, 499
 Swivel, Universal Joint 264
- Impact, 1-1/2" Drive**
 Extensions 268
- Locking Rings and Pins..... 270
 Sliding T-Handle..... 267
 Sockets..... 268–270
 Swivel, Universal Joint 268
- Impact, 2-1/2" Drive**
 Locking Rings and Pins..... 270
 Sockets..... 271–272
- Impact Wrenches, Air,**
 Heavy Duty.....548, 549, 550, 551, 555
- In-Line Sanders**..... 569
- Industrial Pullers**.....468
- Inflators**..... 540
 Tire 682
- Infrared**
 Curing Lights..... 826
 Printers 624
 Thermometers..... 540, 628–629
- Injection Guns** 730, 731
- Injection Pump Tools**..... 479
- Injector**
 Brushes477, 483
 Brushes, Diesel.....477, 483
 Diesel Brushes477, 483
 Diesel Injector Height Gauges..... 479
 Diesel Injector
 Pullers476, 478, 486, 487
 Diesel Sockets490
 Fuel, Diesel 478
 Fuel, Disconnect Tools 642
 Fuel, System Cleaners641
 Fuel, System Tools.....640
 Fuel, Testing and Electronics.....641
 Gauges 479
 Harness Testers..... 644
 Height Gauges, Diesel 479
 Pullers476, 478, 486, 487
 Pump Wrench..... 478, 479
 Sockets..... 484
 Sockets, Crowfoot, Diesel..... 484
 Sockets, Diesel 490
- Inserts**
 Ratchet,
 Square Drive Heads.....341, 688
 Socket 173
- Inspection Mirrors** 803, 804
- Instinct®**
 Files 427
 Screwdrivers130
- Intake Cleaning, Adaptor**.....641
- Interchangeable**
 Hammers 417
 Pliers Tips 399
 Pullers, Bar Type..... 457
 Pullers, General Purpose 458, 463,
 464, 467
 Pullers, Industrial Sets..... 468

Torque Wrench,
Heads 328–329, 339–345

International®
Compression Adaptors 638
Impact Sockets 490

Inverted TORX®, TORX Plus®,
3/4" Drive Impact Sockets 259, 490

Inverters, Power 541, 715

J

Jacks
Aluminum 709
Automotive 709
Body 816
Bottle 712
Floor 710
Hydraulic 709, 710, 712
Manifold 433
Pedal 698
Push-Pull 816
Short Chassis 709
Stands 711
Transmission 710, 712
Wheel Dolly 711

Jiffy-Tite®,
Low Profile
Disconnect Tools 643, 645

John Deere®
Bit Sockets 144
Compression Gauge Adaptors 637
Radiator Tools 743
Socket Drivers 188
Starter Bolt Wrenches 480

Joint Rate Simulator Adaptors 352

Jump Leads 611
Coiled 611

Jumper Cables 722

K

King Pin Presses 701

Kits, Soldering Gun 662

Knee Pads 866

Kneeling Mats 121

Knives
Folding 421
Hobby 424
Lock Back 421, 424, 425
Lock Liner 421, 424, 425
Multi-Purpose Cutters 426
Multi-Tools 423
Pocket 421, 422
Putty 431, 432
Sharpening 426

Special Purpose/
Application 421, 422–423,
424, 425, 426

Utility 426

Windshield 824

L

L-Shaped Wrenches 318–321
Hex 314, 318–320, 321
Multi-Spline 320
TORX®, TORX Plus® .. 314–315, 320–321

Landscape Tools 420

Latch-on® Wrenches 285

Latex Gloves 861

Lathes, Brake Lathe Accessories 806

Leak Detectors 621–623
A/C 728–729, 730
Antifreeze 745
Coolant 745
Cylinder 639, 774
Fluid 774
Smoke 621–622
Ultraviolet 539, 622–623, 730–731

Leather
Shears 421
Shot Dolly 818
Welding Gloves 657–658
Work Gloves 861

Left Hand Drill Bits 583, 584

Lenses, Welding 658, 667

Levels 797

Lifting 709–712
Jacks 709–710, 712
Pulling Tools 712
Stands 711
Transmission 710
Wheel Dollies 711

Lighted Mirrors 805

Lights 752–761
Articulating 754–755
Cordless 539–540
Curing 826
Flashlights 539, 752–753
Flexible 102, 731, 754–755, 759
Flood 540, 757, 759, 760
Headlamps 757
Infrared 826
Leak Detection 539, 730–731, 732
LED 102, 752–753, 755, 757, 758
Magnetic 102, 103, 759
Project 754
Rechargeable Flood 757
Rechargeable Headlamps 757
Rechargeable Shop 756
Roadside Hazard 752

Shop 756, 759

Special Purpose/Application 759

Timing 494, 631

Tool Storage 102, 103, 760

Underhood 539, 758

Utility 539

UV, LED Flex 731

Wireless Charging Systems 759

Lineman's Pliers 396

Liner Lock Knives 421, 424, 425

Lithium Batteries 542

Lock-Back Knives 421, 424, 425

Lock Bars 120

Lockers
Classic Series 54, 119
Docker 43
EPIQ Series 12, 13, 14, 15,
16, 17, 27–28
Heritage Series 62
Masters Series 45–46, 119
Tool Utility Vehicles (TUV) 33
Toppers 119

Locking
Adaptors, 1/2" Drive 225
Clamps 668, 669
Extensions,
1/4" Drive 132, 148, 155–156
Extensions, 3/8" Drive 172, 202, 211
Extensions,
1/2" Drive 224–225, 235, 248
Extensions, 3/4" Drive 252
Knives 421
Lug Nut Remover Kits 690
Pliers 397, 669
Rings and Pins, #5 Spline Drive 268
Rings and Pins, 3/4" Drive 255
Rings and Pins, 1" Drive 264, 268
Rings and Pins, 1-1/2" Drive 270
Rings and Pins, 2-1/2" Drive 270
Rings and Pins, Impact Reference
Chart, #5 Spline Drive 268, 272
Rings and Pins, Impact Reference
Chart, 3/4" Drive 272
Rings and Pins, Impact Reference
Chart, 1-1/2" Drive 270, 272
Rings and Pins, Impact Reference
Chart, 2-1/2" Drive 270, 272
Speeders 223

Locks
Pick Sets 384
Picks/Lockout Tools 823
Sockets 688
Tool Storage 120, 122

Logo and Racing Decals 120

Long
Flat Chisels 411
Nose Pliers 404

Pin Punches 413
 Reach Pliers 395, 403
 Scrapers 432

Low Profile
 Ratchets 129
 Screwdrivers 366
 Sockets, 1/4" Drive 137–138
 Sockets, 3/8" Drive 199, 203, 705

Low Torque/Slimline Wrenches 301

Lubricants 862
 Anti-Seize 862
 Synthetic 862

Lubrication
 Accessories 598
 Tools 762–770

Lug Nut
 Sockets 489, 643, 686, 687, 692
 Sockets, Truck Heavy Duty 692
 Tools 489, 643
 Truck Heavy Duty, Sockets 692

M

Mack® 490, 637, 900, 901, 903, 904

MacPherson Strut Tools 700

Magnetic
 Accessories,
 Tool Storage 109, 110, 113–116
 Adaptors 133, 173
 Angle Locators 708, 797
 Bar Tool Holders 113
 Base, Dial Test Indicators 797
 Bit Holders 378, 380
 Bit Holders, Screwdriver 368, 378
 Bit Sockets 378
 Brake Spring Tools 808
 Can/Bottle Holder 116
 Cell Phone Holder 116
 Holders, Bar Tool 113
 Holders, Bit 368, 378, 380
 Holders, Can/Bottle 116
 Holders, Cell Phone 116
 Holders, Impact Wrench 592
 Holders, Nut 112
 Holders, Socket 109, 116
 Lights 102, 759, 761
 Nut Drivers 378, 575
 Nut Drivers, Power 378
 Nut Holders 112
 Paint Gun Hooks 828
 Panels 114
 Pick-up Tools 803–804
 Power Nut Drivers 378
 Ratchet and Bit Sets 370
 Sockets, 1/4" Drive 150
 Sockets, 3/8" Drive 203
 Sockets, 1/2" Drive 244

Tool Storage
 Accessories 109, 110, 113–116
 Wrench
 Organizers 110, 111, 112, 116, 592

Magnifiers 761

Mallets, Rubber 695, 698

Manifolds
 Air 597
 Gauges 733
 Jack Sets 433

Marine Plug Screwdrivers 367

Marking Set, Welder's 667

Master Bit Kits 373–375

Masters Series 29–46
 Accessories, "Add-ons" 30, 32, 96
 At A Glance 10
 End Cabinets 42, 43–45
 Lockers 45–46, 119
 Overhead Cabinets 42
 Reference Chart 30–32
 Roll Cabs 30–32, 36–39
 Tool Utility Vehicles, "TUV" 33–35, 96

Top Cabinets 43
 Top Chests 40–41
 WorkCenters 41

Mastic Removal Tools 825

Mats
 Anti-Fatigue 119
 Floor 119
 Kneeling 121
 Tool Storage Rubber 90, 91, 92
 TUV (Tool Utility Vehicle)
 Work Surface 90, 91, 92, 97

Measuring 793–802
 Angle Locators 708
 Calipers 795
 Contact Points and Extensions 796
 Dial Test
 Indicator Gauges 795–797, 809
 Feeler Gauges 797–799
 Levels 797
 Magnetic Bases 797
 Micrometers and Sets 793–794
 Precision Straight Edges 801
 Sets 801
 Small Hole Gauge Sets 794
 Spark Plug Gauges/Gappers 799
 Squares 801
 Steel Rules 801–802
 Straight Edges 801–802
 Straight Edges, Precision 801
 Tape Rules 802
 Telescoping Gauge Sets 794
 Thread Gauges 442, 446, 801
 Thread Identification 801
 Timing Gauges 796

Mechanic's Stethoscope 627

Memory Savers/Power Inverters 541

Mercedes-Benz®
 Belt Tensioning Tools 777
 Bit Sockets 143, 192, 233
 Brake Tools 807, 814
 Cam Holders 772
 Compression Adaptors 636, 638
 Compression Gauges 637
 Diagnostic Equipment 883, 887,
 889, 893, 896, 905
 Door Hinge Tools 823
 Filter Sockets 485
 Flip Sockets 142, 485
 Fuel Injection Adaptors 640

Impact
 Sockets 236, 242, 259, 489, 490
 Injector Sockets 487
 Oil Filter Sockets 763
 Oil Filter Wrenches 764, 765
 Radiator Tools .. 742, 743, 744, 745, 747
 Socket Drivers 233
 Spark Plug Tools 435, 437
 Terminal Tools 634
 Tire/Wheel Tools 680, 689, 691
 TORX®, TORX Plus® Sockets 140, 200
 Valve Adjusters 493

Metal
 Boxes 79
 Cutting Shears 818
 Snips 818

Meters
 Multimeters 603–604
 Special Purpose/Application 630
 Torque 348

Metric Tools
 3/8" Drive 173, 208–209
 Adaptors, Torque 143, 231
 Bit Sockets 145, 190–191,
 231–232, 249

Bolt Grip Puller
 Bolts and Washers 459
 Brake Tools 812
 Bushing Driver Sets 786, 787
 Calipers 795
 Carburetor Tools 659
 Caster-Camber Tools 698
 Conversion Charts 332
 Crowfoot Wrenches, 1/4" Drive 305
 Crowfoot Wrenches,
 3/8" Drive 307, 308, 309
 Crowfoot Wrenches, 1/2" Drive 309
 Cylinder Head 774, 781

**Decimal/
 Metric Conversion Chart** 332

Distributor Tools 650

Drill Bits 577, 580

Drivers, Hex Head 649

Fan Clutch Wrenches 746

Feeler Gauges 798, 799
 Files, Thread Restorer 442
 Flaring Tools..... 434
 Flaring Tools, Tube Cutting..... 433
 Folding Hex Wrenches 317–318
 Fuel, Pressure Sensors 646
 Gauges, Bolt Thread 442
 Gauges, Feeler 798, 799
 Gauges, Thread 801
 Gauges, Thread Pitch 442, 443, 445
 Head Bolt Tools 488, 781
 Hex Drivers..... 145, 162, 190–191,
 194, 216, 232, 233, 250, 259
 Hex Head Drivers 649
 Hex Wrenches 314, 317–319, 321
 L-Shape
 Hex Wrenches 314, 318–319, 321
 Measuring..... 802
 Motorcycle Service Tools 494
 Nut Setters 575
 Pan Plug Wrenches..... 773
 Pin Punches 411
 Puller, Bolt Grip and Washers 459
 Ratcheting Box Wrenches,
 Combination 274, 276, 278
 Ratcheting Box Wrenches,
 Combination, Flank Drive®,
 Flank Drive® Plus 286, 288, 289,
 290, 292, 293, 294
 Ratcheting Box Wrenches,
 Crowfoot 309
 Ratcheting Box Wrenches,
 Flank Drive®, Flank Drive® Plus,
 Double Flex 279
 Ratcheting Box Wrenches, High
 Performance 279
 Ratcheting Box Wrenches,
 Locking Flex Head 285
 Ratcheting Box Wrenches,
 Spline 275, 282, 299
 Ratcheting Box Wrenches,
 T-Handle 283
 Rethreading Tools 439
 Screwdrivers 365, 368, 373, 375
 Set Building Program 510–515
 Socket Drivers 145, 162, 190–191,
 194, 216, 232, 233, 250, 259, 704
 Sockets..... 184, 240, 596
 Sockets, Bolt..... 774
 Sockets, Diesel Injector 476
 Sockets, Drain Plug 706, 773
 Sockets, Fuel Injector 484
 Sockets, Hex Bit 145, 160, 190–192,
 214, 231–232, 249, 250
 Sockets, Injector 487
 Sockets, Lug Nut 489, 643
 Sockets, Pipe Plug 185–186, 814

Sockets, Transmission
 Drain Plug 494, 706
 Sockets, Valve Cover Bolt 774
 Spark Plug Hole Rethreaders 435
 Spindle Rethreaders..... 441
 Taps and Dies..... 439, 440, 442,
 443–445
 Thread Gauges 801
 Thread Pitch Gauges 442, 443, 445
 Threading Tools..... 442–445
 Tire, Wheel Tools 686, 687, 691, 692
 Torque Adaptors..... 143, 231
 Tube Cutting, Flaring Tools..... 433
 Valve Guide Removers 781
 Valve Tools 774, 781, 782
 Wrenches, Crowfoot, 1/4" Drive 305
 Wrenches, Crowfoot,
 3/8" Drive 307, 308, 309
 Wrenches, Crowfoot, 1/2" Drive 309
 Wrenches, Fan Clutch 746
 Wrenches, Folding Hex 317–318
 Wrenches, Hex 314, 317–319, 321
 Wrenches,
 L-Shape Hex 314, 318–319, 321
 Wrenches, Pan Plug..... 773
 Wrenches, TORQOMETER® 334–336
 Wrenches, Torque 330–332
Micro Air Tools
 Drills 559, 586
 Finishing Tools/Kits..... 571
 Impact Wrenches 555
 Sanders/Polishers 571
 Saws..... 566
Micro Utility Drill Sets..... 586
Micrometers 793–794
 Gauges, Test 794
 Inside 794
 Mechanical 793
 Test Gauges 794
MICROScan® OBD-II
 Scan Tools 898–899
MicroVAT™ 717
Midget
 Chisels..... 413
 Punches..... 413
 Wrenches..... 293, 296
MIG Torches..... 652–654, 656
MIG Wire Feed Welders and
 Accessories..... 652–654
Mill Files 427
Mini Tip Screwdrivers..... 359, 361
Miniature
 Air Ratchets..... 556
 Circuit Testers 615
 Cutters..... 403
 Die Grinders, Air..... 562
 Files 428

Grease Guns 592
 Hacksaws 420
 Pliers 403, 664
 Pliers/Cutters Sets 403
 Screwdrivers 359, 361–362, 366
 Soldering Tools 661, 664
 Welding Clamps 669
Mirror/Pick-up Tools 802–804
Mirrors 802–804
 Hinged 804
 Inspection..... 803, 804
 Lighted 805
 Pocket..... 805
 Sockets..... 825
 Telescoping..... 805
Mobeia Hose Clamp Pliers 748
Mobile
 Battery Chargers, Cordless Tools..... 541
 Industrial Puller Sets 468
 Tool Storage, Carts 64–68, 72
 WorkStations 64, 664
Mobile Solutions, Storage..... 63–76
MODIS™ Edge Scan Tool..... 871
MODIS™ Edge Scan Tool,
 Accessories..... 885, 888, 889, 890
MODIS™ Edge Scan Tool, Storage 885
MODIS™ Series Diagnostic Software... 896
MODIS™ Ultra Scan Tool,
 Accessories..... 885, 890
Modular Connectors, Crimping Tools... 401
Mortorq®
 Bits 380
 Pinless Bit Socket Driver 193
 Super Socket..... 200
Motor Oil, Air 598
Motorcycle
 Adjusting Tools 494, 691
 Air Chucks..... 494
 Clutch Tools 708
 Compression Gauges 494
 Diagnostic
 Scan Tools 870, 878, 886, 889
 Exhaust Probes 624
 Gas Tank Covers 494, 788
 Jacks..... 711
 Lifting/Jacks..... 711
 Service Tools..... 493–495
 Sockets..... 479
 Sockets, Spark Plug 493
 Tire Changers..... 678
 Wheel Balancer 675
 Wheel Balancing Accessories 675
Multi-
 Cut Flat File..... 429
 Cylinder Secondary
 Ignition Adaptors 892
 Function Switch Tool..... 632

Position Prybar	387
Spline Wrenches	320
Multi-Purpose Cutters/	
Scrapers	426, 432
Multi-Tools.....	423
Multimeters.....	603–604, 616
Multiplier Geared Heads	345
Multiplier Wrenches.....	345
Multispline Extractors	447, 448

N

Navistar®	482–484
Belt Tensioning Tools.....	482
Compression Adaptors	638
Compression Gauge Adaptors	637
Diagnostic Equipment	903, 904
Filter Wrenches	483
Fuel Injector Sockets	484, 490
Turbo Tools	484
Neck Lights.....	757
Needle	
Files.....	428
Nose Pliers.....	394–395
Scalers.....	570
Ni-Cad Batteries.....	542
Nib Files	819
Nibblers	567
Noise/Vibration Diagnostic Units	627
Non-Marring	
Hammers	415, 417
Prybars	385
Scrapers	429, 430, 431
Nonconductive	405–408
Adaptors.....	407
Breaker Bars	408
Extensions	407
Nut Drivers	408
Pliers	407
Ratchets.....	406
Screw Starters.....	405
Screwdrivers	405
Sockets.....	406
Wrench, Ratcheting Box	408
Nozzles, Water.....	595, 846
Nut	
Axle Sockets ...	241, 689–690, 691, 703
Drivers	372, 378, 575
Drivers, Nonconductive	408
Holder, Magnetic.....	112
Setting and Riveting	819–820
Starters.....	371
Nylon Tool Chest Covers	
Road Chests.....	69
TUV (Tool Utility Vehicle)	33

O

OBD-II Break Out Boxes.....	617
OBD-II Scan Tools	898–899
Offset Screwdrivers.....	364
Oil	
A/C Compressor	732
Air Motor.....	598
Can Openers	496
Change Kits, A/C	727
Cutting.....	586
Drains	768
Drum Plug Sockets	242, 768
Filler Cap Tools	770
Filter, Aviation Wrenches	496
Filter, Pliers	762
Filters, Sockets.....	485, 763
Filters, Wrenches.....	764–765
Funnels.....	766
Gas and Oil Service Tools.....	498–499
Pressure Gauge Sets	480
Pumps	769, 773
Spray Guns	768
Suction Guns	768
Transmission Tables.....	768
Oil and Dye Injectors	736
Oil and Gas Service Tools	498–499
Oil-Fired Hot Water.....	848
Oilers	769
Open End Wrenches	
AN Fitting	303
Combination Flare Nut.....	304
Combination Ratcheting, Box	274–278, 295
Combination Spline.....	275, 277
Crowfoot 1/4" Drive	304–305
Crowfoot 3/8" Drive.....	305–307
Crowfoot 1/2" Drive	309–310
Double End Flare Nut	304
Double End Open	300
Flex-Combination	281–282
Offset.....	300–303
Torque Interchangeable Heads	342–343
Tubular	313
Openers, Can.....	496
Orbital Sanders	547, 567, 569
Oval Bearing Race Punches	410
Oval Punches.....	410
Oxygen Sensor Tools.....	639, 647–648

P

P1000™ Motorcycle Diagnostic	
Scan Tool.....	870, 878
Pad Spreaders	812
Pads, Knee	866

Paint

Airbrushing.....	829
Bumper Cover Paint Stands	825
Flammables Storage Cabinets	830
Gun Hooks	828
Spray Guns and Accessories.....	827–830
Tool Storage Unit Touch-up	122
Panel Tools, Door.....	817
Parking Brake Removal Tools	809
Parts	
Aqueous Based	843–844, 845
Cleaning Brushes	845
Solvent Based	842, 845
Storage Cases	78
Trays.....	77, 100, 104, 105, 113
Washer Accessories	845–846
Washers.....	842–846
Pedal Jacks	
Accelerator.....	698
Brake	698
Pencil Die Grinders	561
Pentagon Sockets	185, 230
Personality Keys	905–906
Persuader Wrenches, Valve.....	324, 499
Phillips®	
ACR® Bits	379, 381
Bit Sockets.....	147, 161, 193, 215, 234
Bits, Insert	380
Composite, Nonconductive.....	405
Insert Bits	380
Mini-Tip Screwdrivers	359, 361
Pocket Screwdrivers	361
Power Bits.....	381
Screwdrivers	359–360, 361
Screwdrivers, Extra-Long	356, 357, 359, 360
Screwdrivers, Mini-Tip	359, 361
Screwdrivers, Pocket.....	361
Wobble Bits.....	379
Pick-up Tools	802–804
Claws	802
Flexible	802, 803
Lighted	802
Magnetic.....	803–804
Picks	
Hose	749
Lighted	384
Scribes	384
Sets	384
Picks/Rods, Body	824
Pilot Bearing Pullers.....	460, 708
Pilot Drills.....	586
Pin	
Punches.....	413
Spanners, Adjustable.....	324
Pin-Type Spanner Wrenches.....	324

Pinch Bars	388	Miniature	403, 664	Bits, Square	382
Pinching Pliers.....	646, 747	Mobeia Hose Clamp	748	Drivers	521
Pinion		Needle Nose	394–395, 404	Extensions	202, 243
Bearing Pullers.....	461	Nonconductive Composite.....	407	Hex Shanks, 1/4" Drive	379
Depth Gauges	796	Oil Filter	762	Hex Shanks, 1/2" Drive	243
Nut Sockets.....	240, 241, 243, 703	Organizers	112	Inverters	541, 715
Pinstripe Removal Tools	570	Pinching	646, 747	Inverters/Memory Savers	541
Pipe		Precision	393	Magnetic Power Nut Drivers.....	378
Nipple Removers	455	Radiator Hose Clamp.....	646	Magnetic Sockets, 1/4" Drive.....	150
Plug Extractors	447, 451	Retaining Ring.....	398–399	Magnetic Sockets, 3/8" Drive	207
Plug Sockets	142, 185–186, 230, 814	Sets	390–391, 402, 403	Magnetic Sockets, 1/2" Drive	244
Wrenches.....	322	Sets Miniature.....	403, 664	Shears	566
Piston Hammers	416	Slip-Joint.....	395, 404	Sockets, 1/4" Drive.....	150
Piston Service Tools	784, 812, 815	Snap Ring	697, 707	Sockets, 3/8" Drive	186, 207
Pitman Arm Pullers	457, 463	Snipe Nose	393	Sockets, 1/2" Drive	244
Pivot Pins, Steering Puller	461	Spark Plug Boot	435, 436	Steering/Alternator	
Plasma Cutters	659	Special Purpose/		Service Tools.....	461, 462, 775, 815
Plasma Cutters Cart	664	Application	393–394	Universal Joint, 3/8" Drive	202
Plastic		Stork Bent.....	395	Power Tools	521–597
Drawer Dividers.....	117	Talon Grip™	394, 395	Accessories.....	80, 150, 202,
Storage.....	77	Valve Stem Seal.....	435, 782	243, 573–598	
Tip Hammers.....	416	Vinyl Grip	395, 402, 403	Air.....	545–574
Pliers.....	389–408	Wheel Weight.....	675	Cordless.....	520–544
Adjustable Joint.....	396, 404	Wire Twisting.....	495	Electric, Coded	544
Angle Nose	724	Plug Weld, Locking Pliers	669	Pozidriv®	
Battery.....	724	Pneumatic		Bit Sockets.....	160, 193, 215
Bent Nose	394	Adaptors	747	Bits	379, 382
Boot Clamp	703	Rivet Tools.....	820	Drivers	193
Brake Spring	808	Torque Filters/Regulators	354	Hex Shank Bits	382
Cable Clamp.....	724	Torque Wrenches	354	Screwdriver.....	363, 367
Clamp, Boot	703	Pocket		Precision Tools	
Clamp, Cable.....	724	Blow Guns.....	594	Pliers	393
Clamp, Corbin Hose.....	748	Knives.....	421, 422	Straight Edges and Steel Rules	801
Clamp, Heater Hose.....	748	Lights	759	Preset Torque	
Clamp, Hose.....	646, 748, 750	Magnifiers	761	Screwdrivers	338
Combination	395	Mirrors.....	805	Wrenches.....	339
Combination, Slip-Joint	395	Screwdriver.....	359, 361, 366	Presses	
Composite, Nonconductive.....	407	Sharpeners	426	Arbor	836
Connector	401	Thermometers, A/C	737	Ball Joint	695–697
Crimping.....	400, 402	Pocket iQ™ Heavy Duty Vehicle		Ball Joint Adaptors.....	696
Duck Bill.....	394, 395	Diagnostics.....	904	Bench	837
Electrical Service	395	Polishers		Brake Caliper	811
Emergency Brake	813	Air.....	571, 572	Bushing	813
Exhaust Hanger Removal.....	433	Cordless.....	522, 538	King Pin	701
Extended Reach Hose Grip.....	404	Electric.....	544	Piston	812
Fixed Tip/Convertible	398	Portable Pressure Blast Systems....	830	Step Plates.....	837
Fuse.....	632	Polydrive Head Bolt,		Pressure	
Heater Hose Clamp.....	748	1/2" Bit Socket Driver	234	Adaptors	606
Heavy Duty.....	396	Portable Pressure Blast Systems	830	Blast Systems	830–833
Hose Clamp.....	748, 750	Power		Fuel Injection	640
Hose Pinching.....	646, 747	Adaptors, 1/4" Drive	149	Gauges, Compression	635
Interchangeable Tip.....	399	Adaptors, 3/8" Drive	202	Gauges, Hydraulic.....	469
Lineman's	396	Adaptors, 1/2" Drive	243	Gauges, Oil	635, 773
Locking	397	Antenna Sockets	825	Gauges, Sets.....	635
Locking, Plug Weld.....	669	Bit Sockets, Hex	202, 245	Gauges, Tire	681, 682, 683
Long Nose.....	404	Bit Sockets, TORX®,		Gauges, Transmission	635, 639, 705
Long Reach	395, 403, 404	TORX Plus®	150, 202, 244, 381	Gauges, Vacuum	635
		Bits.....	381–382	Regulators	660, 827

- Sensors 479
Washers..... 847
Pressure Screw Pullers..... 460, 465, 468
Printers, Infrared..... 624
Pro-Link® Edge and Ultra Heavy-Duty Vehicle Diagnostics.....900–903
Probes
Amp..... 605
Back610
Coil-on-Plug 630
Exhaust..... 624
Fuel Injection 642
Ignition Quick..... 630
Temperature.....606–607
Props, Hood..... 780
Pruning Saws..... 420
Prybars..... 385–388
Fiberglass 386
Heavy Duty..... 386, 388
Multiposition 387
Non-Marring 385
Racks.....99, 101
Sets 385–388
Striking.....385, 386, 388
Pull Rods 824
Pullers
A/C 457
About Selection..... 456
Accessories..... 460, 469
Adaptors..... 468, 469, 470
Alternator Pulley..... 461, 462
Automotive 461–463
Axle459, 702
Bar Type..... 457, 460, 468, 470, 471
Bar Type
Adaptors..... 468, 469, 470, 471, 473
Battery Cable Clamp..... 724
Bearing..... 460, 468
Blind Hole Bearing 468, 471, 474, 475
Body Dent 571, 669–672, 816
Bolt Grip 459
Bushing410
Bushing/Oil Seal..... 706
Cable Clamp..... 724
Camshaft Pulley 771
Cotter Pin 694
Cummins®..... 457, 487, 644
Dent.....816
Diesel Injector..... 476, 477, 478, 486, 487
Diesel Pulley477, 483
Diesel Turbo Vane Actuator..... 484
Differential Side Bearing..... 457
Dowel Pin.....455
Features 456
Freeze Plug747
Fuel Injection 477
Fuel Injector 484, 486, 642
Gear..... 457, 459, 476, 477
Harmonic Damper462, 779
Heavy Duty.....463, 464, 472
Heavy Duty, Reference Chart..... 472
Hub..... 702
Hydraulic 463, 464, 468, 469, 470, 471
Industrial468
Injector486
Interchangeable457, 458, 459, 463, 464
Jaw Type..... 463, 465–466
King Pin701
Light Duty 463, 468
Medium Duty 463
Pilot Bearing 460, 708
Pinion Bearing461
Pitman Arm 457, 463
Power Steering.....461
Power Steering Pulley.....461, 815
Pressure Screw 460, 465, 468
Pulley..... 457, 462, 477, 483, 771
Pump and Ram..... 469, 470, 473
Push/Pull..... 469, 470, 471
Quarter Panel.....816
Rear Axle..... 459
Seal 694
Selection Guide..... 456
Side Bearing 457
Slide Hammer455, 460, 463, 465–466, 468, 702, 816
Slide Hammer,
Reference Chart..... 457, 467
Special Purpose/Application 460
Specifications 457
Steering Pivot Pin.....461
Steering Wheel 461, 476
Stud..... 669–671
Tapped Hole.....470, 472
Transmission Pump..... 707
Wheel Hub 702
Pulse Adaptors, Diesel..... 483, 630
Pump Adjusting Tools, Diesel..... 479
Pump and Ram Pullers,
Reference Chart 473
Pump and Ram Sets..... 469, 470
Pumps
Fuel Transfer 762
Grease/Oil 769–770
Oil..... 769, 773
Vacuum.....623, 727, 735, 806
Punches
Accessories..... 411
Automatic Centering.....410
Bronze Drift.....413
Bronze Pin413
Bronze Punch Sets413
Bronze Round413
Bronze Tapered413
Center.....410
Clutch Pin 815
Drift Pin..... 413, 592
Gasket Punch Set410
Heavy Duty.....414
Long Pin.....413
Metric Pin..... 411
Midget413
Oval Bearing Race410
Pin, Clutch 815
Pin, Drift..... 413, 592
Pin, Long.....413
Pin, Metric..... 411
Pin, Roll 412, 413, 592
Roll Pin 412, 413, 592
Round413
Sets410–414
Soft Grip410
Staked Axle Nut.....691
Starter 411
Tapered Punch Sets.....413
Transfer412
Push/Pull Pullers 469, 470, 471
Push Rod Tools462, 481
Putty Knives..... 431, 432
- ## Q
- Quick Change**
Bits 576
Chucks, Air Hammers 560
Coupler, Screwdriver Bit 378
Couplers, Air 597
Couplers, Diesel 638
Extension Sets 224
Tips, Blow Gun 594
Quick Connect/Disconnect Tools
A/C Service645, 738
Cooling System747
Fuel..... 645
Jiffy-Tite®, Low Profile 643, 645
Radiator747
Transmission 645, 705
Quick Couplers 597
Quick Cutter, Saws..... 420
Quick Release Ratchets.....128, 154, 167–168, 210, 221, 248
Quickclamp® 838
- ## R
- Race Drivers, Bearing**..... 787–788
Racing and Logo Decals120
Racks
Leads/Probes/Adaptors617

- Prybars99, 101
 - Screwdrivers 99
 - Radiator Cap, Wrenches747
 - Radiator Tools.....646, 740–745, 747
 - Radio Removal Tools 825
 - Radio Trim Nut Sockets 825
 - Railroad Tools
 - Sockets.....499–500
 - Wrenches..... 500
 - Rails and Clips, Socket..... 106, 108, 109
 - Ratchet and Bit Sets, Magnetic..... 370
 - Ratcheting
 - Adaptors 132–133
 - Bit Sets138, 374–375
 - Box Wrenches274–285
 - Box Wrenches, Battery Terminal 723
 - Box Wrenches,
 - Combination 274–278, 295
 - Box Wrenches, Crowfoot..... 309
 - Box Wrenches,
 - High Performance 279
 - Box Wrenches, Nonconductive.....408
 - Box Wrenches, Spline..... 275, 282, 299
 - Box Wrenches, T-Handle 283
 - Box Wrenches, Torque
 - Interchangeable Heads 328–329, 340, 341, 344–345
 - Crimpers401
 - Cutters433
 - Drivers130
 - Flare Nut, Torque
 - Interchangeable Heads 344–345
 - Screwdrivers 367–371
 - Tap Wrenches.....446
 - Torque Wrenches 328
 - Tube Cutter 433
 - Wrenches, Tap.....446
 - Wrenches, Torque 328
 - Ratchets
 - 1/4" Drive..... 127, 128, 129, 154
 - 3/8" Drive 166–170
 - 1/2" Drive 220–222
 - Adaptors 132, 133, 222
 - Air..... 546, 556–557
 - Compact Head..... 168, 170
 - Cordless.....522, 533–535
 - Dual 80® Technology124, 127–129, 138, 166–170, 220–222
 - Fingertip128, 132, 155, 170
 - Flex Head, 1/4" Drive 127, 128, 151
 - Flex Head, 3/8" Drive..... 167–168
 - Flex Head, 1/2" Drive 220
 - Flex Head, Pass Thru.....217
 - FOD.....129, 169, 221
 - Heads,
 - Handles 127, 128, 248, 252, 262
 - Heads, Ratchet, 3/4" Drive 252
 - Heads, Ratchet, 1" Drive 262
 - Heads, Torque Wrench..... 328
 - Hi-Lok® 170, 498
 - Low Profile129, 138, 169
 - Nonconductive 406
 - Palm170
 - Quick Release 128, 154, 167–168, 210, 221, 248
 - Repair Kits221
 - Round Head 128, 169
 - Sets151, 204
 - Spinners 129, 170, 210, 222
 - Spud.....222
 - Swivel128, 168, 169
 - Reamers, Ridge 783
 - Rear Axle Pullers 459
 - Rechargeable
 - Flashlights752, 753, 754
 - Lights, Flood757
 - Lights, Project 754
 - Lights, Utility..... 539
 - Reciprocating Saws
 - Air.....548, 566
 - Cordless, 18V 521, 527, 530
 - Refrigerant
 - Leak Detectors 728
 - Recovery Recycling Centers ... 726–727
 - Scales..... 730
 - Wrenches..... 738
 - Refrigeration, Wrenches..... 738
 - Regulators,
 - Air Processing..... 827, 837, 838
 - Relay Test Kits..... 618, 619
 - Remote Control
 - Mirror Tools..... 825
 - Starter Switches..... 722
 - Removers
 - A/C Clutch..... 736
 - Camshaft Bearing.....781
 - Fuel Pump 642
 - Fuel Tube 478
 - Hose746, 748
 - Oil Pump773
 - Radiator Coolant Reservoir747
 - Stud..... 451–454, 693
 - Tie Rod.....699
 - Valve Guide.....781
 - Valve Keeper 782
 - Repair
 - Body816
 - Extractors, Porcelain..... 435
 - Ratchets.....221
 - Retainers
 - Chuck 560
 - Slugging Wrench..... 311
 - Retaining Ring Pliers..... 398–399
 - Rethreading Tools..... 435, 441
 - Reversible
 - Cut-Off Tools, Air 564
 - Disc Sanders 569
 - Drills 558, 559
 - Screwdriver Blades 365
 - Wrenches..... 823
 - Ridge Reamers, Cylinder 783
 - Rim Tools, Wheel 694
 - Riveting and Nut Setting 819–820
 - Road Chests69, 93
 - Roll Cabs
 - Classic Series 48–52
 - Covers.....92–95, 101
 - Customization.....104, 105
 - EPIQ Series 12, 13, 14, 15, 16–24
 - Handle Bars71, 98, 104
 - Heritage Series..... 56–59
 - Masters Series 30–32, 36–39
 - Side Panels.....97, 98
 - Top Mats 91, 97
 - Roll Carts 64–68, 72–76
 - Roll Pin Punches 412, 413, 592
 - Rotor/Drum Gauges..... 809
 - Round
 - Files 427
 - Head Ratchets..... 128, 169
 - Punches.....413
 - RPM Adaptors..... 606
 - Rubber
 - Hammers 695
 - Mats, Tool Storage 90, 91, 92
 - Rulers..... 801–802
- ## S
- S-Shaped Box Wrenches 300
 - Safety 851–866
 - Back Supports..... 866
 - Ear Protection 852
 - Face Protection..... 852
 - Gloves855–861
 - Goggles/Glasses,
 - Safety 658, 732, 853–855
 - Hearing Protection 852
 - Hoods 658, 833
 - Knee Pads..... 866
 - Welding Apparel..... 657–658
 - Welding Helmets..... 665–666, 852
 - Welding Sleeves..... 658
 - Wiring 495
 - Sandblasters and Accessories 830–833
 - Sanders
 - Accessories..... 586–587
 - Air..... 547, 567–571
 - Belt..... 570
 - Disc, Reversible..... 569
 - Dual Action 569

- Geared..... 547, 568, 569
 In Line..... 569
 Micro 386, 571
 Orbital 547, 567, 569
- Saws**
 Air..... 548
 Blades420, 593
 Cordless..... 521, 527, 530
 Folding, Pruning..... 420
 Hack 420
 Hand..... 420
 Hole..... 585–586
 Micro 566
 Mini 420
 Pruning..... 420
 Quick Cutter 420
 Reciprocating, Air548, 566
 Reciprocating, Cordless... 521, 527, 530
- Scaffold Ratchets** 222
- Scalers, Needle** 570
- Scales, Refrigerant**..... 730
- Scissors**..... 421, 819
- Scope/Meter Diagnostic Equipment**.....881, 887, 888–893
- Scopes**
 Electronic Stethoscopes 627
 Video Borescopes 625
- Scrapers**
 Carbon..... 430, 432
 Ergonomic..... 432
 Glass/Acrylic..... 429
 Knife Blade 431, 432
 Long 432
 Multipurpose 432
 Non-Marring 429, 430, 431
 Sets 430, 432
 Striking..... 430
 Window 825
- Screw**
 Extractors..... 447, 448, 451, 452
 Starters..... 371, 405
- Screwdrivers**..... 355–388
 Aluminum 371
 Bits and
 Accessories..... 368, 378, 382, 544
 Carburetor 649
 Cordless..... 522, 531–532
 Diamond Tip..... 360
 DZUS® Fastener..... 365
 Electronic Service337, 361–362
 Flat Tip 263, 356–359, 361, 405
 Hard Grip Combination Sets357
 Hex 365
 Hex Tip/Soft Handle 359, 360,
 361, 362, 363
 Instinct®130
 Low Profile 366
 Marine Plug 367
- Mini Tip..... 359, 361
 Miniature 361–362, 366
 Nonconductive..... 405
 Offset..... 364
 Phillips®356, 357, 359–360, 361
 Phillips®, Soft Grip359, 360, 361
 Pocket.....359, 361, 366
 Pop Up..... 366
 Potentiometer Adjusting..... 362
 Pozidriv®363, 367
 Racks 99
 Ratcheting 367–371
 Reversible Blade 365
 Seal Removal 383
 Sets 356, 357
 Soft Grip Combination Sets 356
 Soft Handle/Flat Tip 356, 358
 Spark Test 359
 Special Purpose/Application . 364–367
 Square Tip 366
 Square Tip, Bits..... 382
 Stubby..... 368
 T-Handle, T-Shape 369
 Torque 337, 338–339
 TORX®,
 TORX Plus®362–364, 370, 382
- Scribe, Picks** 384
- Seal**
 Drivers 787, 788
 Pullers 694, 780
 Removal Tools, Pliers Style 435
 Removal Tools, Screwdriver Style... 383
 Removal Tools, Sets 383, 694
 Removal Tools, Transmission..... 383
- Seat**
 Covers, Automotive 788
 Creepers 791–792
- Sensor, ICP, Sockets**..... 482
- Sensors**
 Sockets, Diesel 485
 Sockets, Fuel..... 485
 Sockets, Oxygen 647–648
 Versatorq® 348
 Voltage 620
- Separators, Ball Joint**..... 697
- Serpentine Belt Tools** 482, 776, 777
- Service Banners** 882, 888
- Service Light Resetting Tools** 632
- Service Tools**
 Body 816–826
 Brake 806, 807–815
 Cylinder 436
 Engine 770–784
 Gas and Oil 498–499
 Motorcycle 493–495
 Piston 784
 Valve..... 781–783
- Set Building Programs**..... 501–516
 Apprentice Sets..... 502
 Automotive 502–516
 Core Sets 516
 General Service 204
 Metric 510–515
 US..... 502–509
- Sets**
 Awls, Hooks and Picks..... 382–384
 Bit..... 373–377
 Flaring Tools..... 433, 434
 Fuel Line Stoppers..... 643
 Pick..... 384
 Pressure Gauges 635, 639
 Scrapers 430
 Steel Stamping 412
- Sets, General Service**
 1/8" Drive..... 151
 1/4" Drive..... 152–154, 163–164
 3/8" Drive 204–209, 217–218
 1/2" Drive 246–247, 250
 3/4" Drive 260
- Shackle Pin Sockets** 242, 692
- Shanks**
 1/4" Drive..... 379
 1/2" Drive 243
 Interchangeable/
 Flexible Ratcheting..... 366, 369
 Power Hex..... 243
- Shears**
 Air..... 566
 Metal Cutting 818
 Powered..... 566
 Shop..... 819
 Vinyl 819
- Shelves, Folding**..... 100
- Shock Absorber Tools**..... 698
- Shoe Gauges** 812
- Shop Cleaning** 841–850
 Parts Cleaning..... 842–846
 Pressure Washers..... 847
- Shop Equipment** 751–840
 Abrasive Blast Systems and
 Accessories..... 830–833
 Air Compressors..... 839–840
 Air Processing
 Equipment 827, 837–838
 Body Service Tools 816–826
 Brake Service Tools 806, 807–815
 Bushing/Seal Tools 785–788
 Clamps and Vises 834–835
 Covers..... 788
 Creepers 789–792
 Cutters..... 818–819
 Engine Service Tools..... 770–784
 Fans..... 850
 Feeler Gauges 797–799
 Files 819

Fluid Maintenance.....	762	Slings, Engine.....	712%	TORX®, TORX Plus®,	
Levels	797	Slip-Joint Pliers	395, 404	3/8" Drive	162, 188–189,
Lighting	752–761	Slitting Chisels.....	401	194, 213, 215, 216	
Lubrication.....	762–770	Slugging Wrench Retainers	311	TORX®, TORX Plus®, 3/8" Drive,	
Measuring.....	793–802	Small Hole Gauge Sets	794	Extra-Long Bit	189
Mirror/Pick-up Tools.....	802–804	Smartphone Accessories.....	116	TORX®, TORX Plus®,	
Mirrors.....	804–805	Smoke Machines	621–623	1/2" Drive.....	162, 250, 688
Oil-Fired Hot Water	848	Snap Ring		TORX®, TORX Plus®, Tamper Resistant,	
Piston Service Tools.....	784	Pliers	697, 707	1/4" Drive.....	144, 158–159, 162, 379
Presses	836–837	Retention Devices	235, 688	TORX®, TORX Plus®, Tamper Resistant,	
Spray Guns and Accessories..	827–830	Snipe Nose Pliers.....	393	3/8" Drive	144, 162, 188, 215, 218
Vacuums.....	848–849	Snips		TORX®, TORX Plus®, Tamper Resistant,	
Valve Service Tools	781–783	Aviation	818	1/2" Drive.....	162
Workbenches.....	836	Tin	818	TORX®, TORX Plus®	
Shop Safety	851–866	Socket Drivers		1/4" Drive.....	143–144, 481
Shop Supplies	862–866	Ball Hex, 1/4" Drive.....	145, 146, 192	Triple Square, 1/4" Drive.....	160
Buffing Kits	862	Ball Hex, 3/8" Drive	150, 192, 704	Triple Square, 3/8" Drive ..	145, 192, 215
Hand Cleaners.....	862–864	Ball Hex, 1/2" Drive.....	232	Triple Square, 1/2" Drive	233
Knee Pads/Back Support.....	866	Clutch, 1/4" Drive	147	Universal, TORX®, TORX Plus®,	
Lubricants	862	Clutch, 3/8" Drive.....	193, 207	1/4" Drive.....	140
Towels	864	Deep Wall Impact	241, 691	Universal, TORX®, TORX Plus®	
Wire Brushes.....	865	Double Hex, 3/8" Drive.....	191, 446	1/4" Drive.....	140
Wire Wheels	866	Double Hex, 1/2" Drive	232, 489	Sockets	
ShopKey® Pro Information Systems	897	Flat Tip, 1/4" Drive	147	1/4" Drive.....	132, 133–139, 140,
Short Chassis Service Jacks	709	Flat Tip, 3/8" Drive.....	193, 194, 195, 207	141–144, 156–164, 249–250,	680, 738
Short Circuit Locators	619	Flat Tip, 1/2" Drive	234	3/8" Drive	203, 213–216
Shot Dolly	818	Hex, 1/4" Drive	146, 162, 191,	3/8" Drive, Blue-Point®.....	212–218
Side Bearing Pullers.....	457	216, 250		3/8" Drive, Disc Brake	812
Silencers, Brake.....	806	Hex, 3/8" Drive.....	146, 162, 191–192,	3/8" Drive, Flank Drive®,	
Slack Adjusters, Brake	492	194, 207, 216, 232, 250		Flank Drive® Plus. 174–182, 196–200,	
Slate Bars	388	Hex, 1/2" Drive	162, 216, 232,	436, 437, 438, 476	
Sledge Hammer Wrenches	312	234, 250		3/8" Drive, Flip.....	424, 485, 659, 763
Sledge Hammers	415, 418	Holders.....	108	3/8" Drive, Low Profile....	199, 203, 706
Sleeve Pullers	462	Metric Hex,		3/8" Drive, Magnetic Surface Drive	203
Slide Hammer Pullers.....	702	1/4" Drive.....	145, 162, 190, 216, 250	3/8" Drive, Oil Filter.....	763
2 Jaw.....	463, 465–466	Metric Hex, 3/8" Drive	145, 162,	3/8" Drive, Spark Plug.....	436–438
3 Jaw.....	463, 465–466	190–191, 194, 216, 232, 250		3/8" Drive, Special Purpose/	
Bar-Type.....	468	Metric Hex, 1/2" Drive.....	162, 216,	Application	185–186, 189,
Bearing, Blind Hole	468, 474, 475	232, 233, 250		200–201, 481	
Body, Dent	671, 816	Metric Hex, 3/4" Drive	259	3/8" Drive, Spline.....	184
Dowel Pin.....	455	MORTORQ®, 1/4" Drive	146	3/8" Drive, Surface Drive	203
Injector	478	Phillips®, 1/4" Drive.....	147	3/8" Drive, TORX®,	
Pipe Nipple	455	Phillips®,		TORX Plus®	182–183, 188–189,
Reference Chart.....	457, 467	3/8" Drive	193, 194, 195, 207, 218	200–201, 215	
Sets	459, 460, 468	Phillips®, 1/2" Drive	234	3/8" Drive, Universal	200, 206–207
Sliding T-Handles		Polydrive Head Bolt, 1/2" Drive	234	3/8" Drive, Valve Cover Bolt	781
1/4" Drive.....	131	Pozidriv®, 1/4" Drive.....	160	1/2" Drive.....	226–229, 811
3/8" Drive	171	Pozidriv®, 3/8" Drive	193, 195, 218	3/4" Drive	253–254, 255, 703, 812
1/2" Drive.....	223	Screwdrivers	372	1" Drive	263, 267
3/4" Drive	252	Sets	162, 194, 215, 216, 250	1-1/2" Drive	268–270
1" Drive	262	Special Purpose/Application	189	Aviation	496, 497
1-1/2" Drive	267	Stubby, 1/4" Drive	145, 146, 191	Axle Nut	241, 689–690, 691, 703
Sliding Trays	100	Stubby,		Ball Joint	697
Slimline		3/8" Drive	145, 146, 188, 191, 207	Bit, 1/4" Drive.....	145, 146, 159, 161
Hammers	414	Stubby, 1/2" Drive	233, 237	Bit, 3/8" Drive	190–192, 216
Wrenches.....	301	TORX®, TORX Plus®,		Bit, 1/2" Drive.....	232, 249–250
		1/4" Drive.....	140, 143–144, 162, 189, 481	Bit, 3/4" Drive	161

- Bit, 1" Drive 263
 Bit, Socket Sets,
 Blue-Point® 163–164,
 249–250, 380
 Budd Wheel 692–693
 Composite, Nonconductive..... 406
 Countersink..... 705
 Crank Shaft Bolts, 1/2" Drive.....481
 Cylinder Head.....781
 Deep Impact..... 148, 198, 200, 240,
 258–259, 270, 489, 703
 Diesel 483, 490
 Disc Brake..... 811, 812
 Double Square, 1/4" Drive 142
 Double Square, 3/8" Drive..... 185
 Double Square, 1/2" Drive 244
 Double Square, 1" Drive 267
 Drag Link, 3/8" Drive 185
 Drag Link, 1/2" Drive..... 230
 Drag Link, 3/4" Drive 254
 Drain Plug, Engine/Oil.....773
 Drain Plug, Transmission 706
 Drain Plugs, Engine, Oil..... 488
 Drain Plugs, Radiator.....747
 Drive Fuel Line.....481
 Drum Plug..... 242, 768
 Emergency Brake 697, 813
 Engine Barring777
 Flank Drive®, Flank Drive® Plus,
 1/4" Drive..... 133–139, 148–149
 Flank Drive®, Flank Drive® Plus,
 3/8" Drive 174–182, 196–200,
 436, 437, 438, 476
 Flank Drive®, Flank Drive® Plus,
 1/2" Drive..... 226–229, 236–241,
 703, 813
 Flank Drive®, Flank Drive® Plus,
 3/4" Drive 253–254, 256–259,
 489, 490
 Flank Drive®, Flank Drive® Plus,
 1" Drive 264–267
 Flank Drive®, Flank Drive® Plus,
 1-1/2" Drive 174–182, 268–270
 Flank Drive®, Flank Drive® Plus,
 2-1/2" Drive..... 271–272
 Flare Nut 185, 476
 Flip, 1/4" Drive..... 142, 680
 Flip, 3/8" Drive..... 424, 485, 659, 763
 Flip, 1/2" Drive..... 686, 687
 Flip, Oil Filter 485, 763
 Flip, TPMS 680
 Fuel Injector 484
 Fuel Pressure Sensor 642
 Generator Engine 498
 Hand..... 479, 488
 Head Bolt 488, 489, 781
 Heavy Duty Truck..... 488–492
 High Performance 140
 Holders..... 106, 107, 109, 449
 Hose Clamp..... 492
 Hub Lock Nut..... 690, 703
 Impact, 1/4" Drive 148–149, 157
 Impact, 3/8" Drive..... 194, 196–200
 Impact, 1/2" Drive 236–241, 242,
 243, 490, 697, 774, 813
 Impact, 1/2" Drive,
 Crankshaft Bolt 243, 490
 Impact, 3/4" Drive.. 256–259, 488, 703
 Impact, 1" Drive 264–267, 499
 Impact, 1-1/2" Drive 268–270
 Impact, 2-1/2" Drive 271–272
 Impact, Twist..... 157
 Impact Socket Retainers 693
 Injectors, Diesel 483, 490
 Inserts, Non-Marring 173
 Lock 688
 Long 137
 Low Profile, 1/4" Drive 137–138
 Low Profile, 3/8" Drive.... 199, 203, 706
 Low Profile, 1/2" Drive 242
 Lug Nut 489, 643, 686, 687, 692
 Lug Nut, Heavy Duty 692
 Magnetic, 1/4" Drive..... 150
 Magnetic, 3/8" Drive 203
 Magnetic, 1/2" Drive..... 244
 Magnetic, Surface Drive,
 3/8" Drive 203
 Metric 137, 240, 476, 481, 703
 Metric Engine Bearing Cap..... 481
 Metric Injector 476
 Mirror 825
 Motorcycle 479, 481, 493
 Nonconductive 406
 Oil Filter 485, 763
 Oil Pressure Sender Switch..... 773
 Oil Rail 775
 Pentagon 185, 230
 Pinion Nut..... 240, 241, 243, 703
 Pipe Plugs..... 142, 185–186, 230, 814
 Power, 1/4" Drive..... 150
 Power, 3/8" Drive 186, 202
 Power, 1/2" Drive..... 244
 Railroad 499–500
 Rear Carrier 706
 Retaining Nut 687–688
 Sensor, Fuel 485
 Sensor, ICP 482
 Sensor, Oxygen 647–648
 Sensor, Water 485
 Sets, 1/4" Drive 138, 152–154, 162
 Sets, 3/8" Drive..... 196
 Sets, Combination.. 132, 189, 190–193,
 206–207, 216
 Sets, General Service 1/8" Drive 151
 Sets, General Service
 1/4" Drive..... 152–154, 163–164
 Sets, General Service
 3/8" Drive 204–209, 217–218
 Sets, General Service
 1/2" Drive..... 246–247, 250
 Sets, General Service 3/4" Drive.... 260
 Sets, Hex Bit ... 162, 216, 232, 249–250
 Sets, Impact Drivers 194–195, 232, 234
 Sets, Nonconductive/Composite ... 406
 Sets, Spline 229
 Sets, TORX®, TORX Plus® Bit 162, 216
 Sets, Triple Square Bit 192, 215, 233
 Shackle Pin 242, 692
 Shallow Impact 196, 199, 490, 703
 Shock Absorber..... 698
 Spanner 481, 690, 698, 824
 Spark Plug 436–438
 Special Purpose/Application,
 1/4" Drive..... 141–143, 149
 Special Purpose/Application,
 3/8" Drive 185–186, 189,
 200–201, 481
 Special Purpose/Application,
 1/2" Drive..... 230, 242, 481
 Special Purpose/Application,
 3/4" Drive 254
 Special Purpose/Application,
 1" Drive 267
 Special Purpose/Application,
 Diesel 483, 490
 Special Purpose/Application,
 Railroad 499–500
 Special Purpose/Application,
 Spark Plug 437–438
 Spindle 690
 Spline, 1/4" Drive 141
 Spline, 3/8" Drive..... 184
 Spline, 1/2" Drive 229
 Spline, 3/4" Drive..... 254
 Spline, 1" Drive..... 263
 Strut 701
 Stubby Flex Hex Bit Socket..... 159, 190
 Surface Drive, 3/8" Drive 203, 207
 Surface Drive, 1/2" Drive..... 245
 Swivel, 1/4" Drive 141, 149
 Swivel, 3/8" Drive 186, 199–200
 Swivel, 1/2" Drive 241, 490, 811
 Tap 446
 Thermal Vacuum Switch 777
 Thin Wall 240, 259, 267, 686
 Tie Rod..... 700
 TORX®, TORX Plus®,
 1/4" Drive..... 140, 143–144,
 158–159, 738
 TORX®, TORX Plus®,
 3/8" Drive 182–183, 188–189,
 200–201, 213, 215
 TORX®, TORX Plus®,
 1/2" Drive..... 229, 242, 705
 TORX®, TORX Plus®,
 3/4" Drive 255, 259

- Toyota®/Lexus® Carrier Assembly
Sockets..... 693
- TPMS Flip 680
- Transmission 705, 706
- Transmission Output Shift 705
- Turbo Vane 484, 487
- Twist, 1/4" Drive 157
- Twist, 3/8" Drive..... 201
- Twist, 1/2" Drive 242
- Twist, External Drive Hex Head 449
- Universal, 1/4" Drive..... 132, 139
- Universal, 3/8" Drive 173, 182, 206
- Valve Cover Bolt 101, 774
- Water Pump 775
- Wheel 688
- Wrench, Aviation 496
- Soft**
- Blow Hammers..... 418
- Face Hammers 417
- Grip Nut Drivers..... 372
- Grip Punches/Chisels..... 410
- Handle/Hex Tip
Screwdrivers 359, 360, 362, 363
- Software**
- Diagnostic Equipment 896, 903
- Heavy Duty Truck Diagnostic..... 903
- TPMS 680
- Soldering**
- Accessories..... 663–664
- Guns 662
- Tools..... 662, 664
- SOLUS™ Edge Scan Tool** 870, 876, 884
- SOLUS™ Edge Scan Tool,**
Accessories..... 876, 884
- SOLUS™ Series Diagnostic Software** ... 896
- SOLUS Ultra® Scan Tool,**
Accessories..... 883
- Spanner Sockets**..... 481, 690, 698, 824
- Spanner Wrenches**..... 324, 738, 780
- Spark Plug**
- Boot Puller, Pliers..... 435, 436
- Extractor 435
- File..... 436
- Firing Indicator 436
- Flank Drive®,
Flank Drive® Plus Sockets ... 436–438
- Flexible Extensions..... 436%
- Gap Gauges 799
- Hole Rethreaders 435
- Hole Tap..... 442
- Pliers 435
- Repair Kits 435
- Service Tools..... 435–436
- Sockets..... 436–438
- Spark Plug Sockets, Motorcycle**..... 493
- Spark Test Screwdrivers** 359
- Speakers** 541
- Special Purpose/Application/Specialty**
- Aviation/Aircraft..... 187, 496–498
- Bit Sockets..... 193, 234
- Circuit Testers 617
- Creepers 789, 792
- Cutters 423, 424, 425, 426
- Drill Bits 584–585
- Engine Tools..... 780
- Feeler Gauges 799
- Fuel Injection 642
- Knives..... 421, 422–423,
424, 425, 426
- Meters 630
- Motorcycle Tools 493
- Pliers 393–394
- Pullers 460
- Ratchets..... 129, 170
- Rethreading Tools 441
- Screwdrivers 364–367
- Socket Drivers 189
- Sockets, 1/4" Drive..... 141–143, 149
- Sockets, 3/8" Drive 185–186, 189,
200–201, 481
- Sockets, 1/2" Drive..... 230, 242, 481
- Sockets, 3/4" Drive 254
- Sockets, 1" Drive 267
- Sockets, Axle Nut 691
- Sockets, Ball Joint 697
- Sockets, Diesel 483, 490
- Sockets, Diesel Injector 483
- Sockets, Fuel Pressure Sensor 642
- Sockets, Heavy Duty Truck..... 488–492
- Sockets, Railroad 499–500
- Sockets, Spark Plug 437–438
- Wrenches, Box 299–300
- Wrenches, Chain 324
- Wrenches, L-Shape TORX®,
TORX Plus® 315
- Wrenches, Spanner 324, 780
- Wrenches, Strap..... 324
- Wrenches, Valve Persuader ... 324, 499
- Speeders**
- 1/4" Drive 131
- 3/8" Drive 171
- 1/2" Drive..... 223
- Flex Head 127, 166, 168
- Locking 223
- SpeeDrawer Dividers**..... 118
- Spicer®**
- Clutch Adjusting Tools 708
- Impact Sockets 488, 774
- Spindle Rethreaders** 441
- Spindle Sockets** 690
- Spinner Ratchets**..... 129, 170, 210, 222
- Spline**
- #5 Drive 268, 272
- Box Wrenches 299
- Combination Spline
Socket Set 141, 184
- Combination Wrenches 275, 277
- Oxygen Sensor, Wrenches 648
- Ratcheting
Box Wrenches 275, 282, 299
- Sockets, 1/4" Drive..... 141
- Sockets, 3/8" Drive 184
- Sockets, 1/2" Drive 229
- Sockets, 3/4" Drive 254
- Sockets, 1" Drive 263
- Torque Adaptors..... 141, 187, 231
- Torque Adaptors, Aviation/
Aircraft..... 187, 231, 498
- Wrenches..... 275, 282, 299, 648
- Spool Guns** 653
- Spoons**..... 818
- Spot Weld**
- Air Hammer Bits 590–592
- Cutters 672, 826
- Drill Bits 558
- Drills 558
- Spot Welding** 656, 672
- Spouts, Oil**..... 766
- Spray Guns and Accessories**..... 827–830
- Spring Compressors**
- MacPherson..... 700
- Valve..... 783
- Spring Tools**..... 367, 783, 808, 813, 826
- Spud Ratchets**..... 222
- Square Drive**
- Adaptors, 1/4" Drive 132, 156
- Adaptors, 3/8" Drive 173
- Adaptors, 1/2" Drive 225
- Adaptors, 3/4" Drive..... 253, 255
- Adaptors, 1" Drive..... 263
- Adaptors, Spline Drive..... 268
- Torque Wrench Heads..... 340
- Squares** 801
- Stainless Steel Tops** 89
- Stands**
- Bumper Cover Paint..... 825
- Fuel Tank..... 712
- Jack..... 711
- Utility 711
- Wrenches..... 317
- Starter Bolt Wrenches** 480
- Starter Punches** 411
- Starters**
- Engine 631, 715, 720–721
- Remote Control 722
- Screw..... 371, 405
- Stationary Storage** 82–87
- Steel Rules and**
- Straight Edges 801–802
- Precision..... 801
- Steel Stamping, Sets**..... 412

- Steering Wheel
 Lock Plate Depressors461
 Pivot Pin Pullers461
 Pullers 461, 476
- Step
 Cone Kit 676
 Drill Bits 585
 Plates 837
- Stethoscopes
 Electronic..... 627
 Mechanic's 627
- Stoppers, Fuel Line Sets 643
- Storage
 Accessories..... 70, 120, 121
 Accessories, TUV 33, 35, 96
 All Weather, Tool Boxes 70
 Aviation "Dog Boxes"71
 Bags, Soft Sided.....70, 80, 598
 Boxes, Small 71, 79
 Cabinets, Flammables 830
 Carts..... 72-76
 Case, Parts..... 78
 Casters 101
 Classic Series..... 48-54
 Combinations..... 12-68
 Covers..... 33, 69, 92-95
 Customization.....104, 105
 Diagnostic Equipment 895
 Drawer Organization 68, 97, 104,
 105, 108, 117-118
- Drawer Sections,
 EPIQ Series16-24, 26
 Drawer Sections, Heritage Series.....61
 End Cabs, Classic Series..... 54
 End Cabs, EPIQ Series 28
 End Cabs, Heritage Series..... 62
 End Cabs, Masters Series 42, 43-45
 EPIQ Series 11-28
 Hand Tool Organization 105-112
 Heritage Series..... 55-62
 Lights 102, 103
 Lockers, Classic Series 54
 Lockers, EPIQ Series..... 27-28
 Lockers, Heritage Series 62
 Lockers, Masters Series..... 45-46
 Lockers, TUVs..... 33
- Magnetic
 Tool Storage.....109, 110, 113-116
- Maintenance 122
- Masters Series 29-46
- Mats 90, 91, 92, 97
- Metal Boxes 79
- Mobile Solutions 63-76
- Overhead Cabinets, EPIQ Series 27
- Overhead Cabinets,
 Masters Series 42
- Paint, Touch-up 122
- Parts Trays 77, 100, 104, 105,
 106, 108, 113
- Plastic Boxes..... 77
- Road Chests..... 69
- Roll Cabs, Classic Series 48-52
- Roll Cabs,
 EPIQ Series 12, 13, 14, 15, 16-24
- Roll Cabs, Handle Bars71, 98, 104
- Roll Cabs, Heritage Series..... 56-59
- Roll Cabs,
 Masters Series 30-32, 36-39
- Roll Cabs, Side Panels97, 98
- Roll Cabs, Top Mats 91, 97
- Roll Carts 64-68, 72-76
- Stationary 82-87
- Top Chests, Classic Series 53
- Top Chests, EPIQ Series..... 25
- Top Chests, Heritage Series59-61
- Top Chests, Masters Series..... 40-41
- Top Chests,
 Reference Chart.....12, 13, 14, 15
- TUV (Tool Utility Vehicle).....33-35, 96
- Wall Cabinets 78
- Work Surfaces89-92
- WorkCenters, EPIQ Series 27
- WorkCenters, Masters Series41
- WorkStation Accessories 68, 99
- WorkStation Risers,
 Classic Series.....48, 49, 54
- Stork Bent Pliers 395
- Straight Edges and Steel Rules ... 801-802
 Precision..... 801
- Strap Wrenches..... 324
- Stretch Belt Tools777
- Striking
 Prybars385, 386, 388
 Scrapers 430
- Strippers, Wire 400, 402
- Strut Sockets701
- Struts 700
- Stubby Bit Sockets
 Hex159, 190
 TORX®, TORX Plus® 143, 158, 188
 Triple Square..... 233
- Stud
 Extractors..... 451-454
 Gun Dent Pullers 669-671
 Removers..... 451-454, 693
- Suction Cups, Body 824
- Suction Guns, Oil 768
- Surface Drive Sockets
 3/8" Drive 203
 1/2" Drive..... 245
- Suspension Strut, Tools 700
- Swiss Needle Files..... 428
- Switch Tools, Multi-Function..... 632
- Swivel
 Ball Universal Joints..... 147, 255
 Connectors, Air..... 596
 Extensions, Impact
 1/2" Drive..... 235, 241
 Head Ratchets..... 128, 168, 169
 Socket Extensions141, 186, 235
 Sockets, 1/4" Drive..... 141, 149
 Sockets, 3/8" Drive 186, 199-200
 Sockets, 1/2" Drive..... 241, 490, 811
 Wrenches..... 764

T

- T-Handle, T-Shape
 Brake Spring Tools808
 Nut Drivers 372
 Screwdrivers 369
 Sliding, 1/4" Drive 131
 Sliding, 3/8" Drive 171
 Sliding, 1/2" Drive 223
 Sliding, 3/4" Drive..... 252
 Sliding, 1" Drive..... 262
 Sliding, 1-1/2" Drive..... 267
 Speed Drivers, 1/4" Drive..... 156, 211
 Speed Drivers, 3/8" Drive 211
 Speed Drivers, 1/2" Drive..... 223, 248
 Wrenches, Hex314, 316
 Wrenches, Ratcheting Box..... 283
 Wrenches, Torque 336
- T-Shape/L-Shape Wrenches 314-316
- Tables, Transmission 768
- Tachometers 630
- Taillight, Socket Brushes 620
- Tailpipe Tools 433
- Talon Grip™ Pliers 124, 395
- Tamper Proof Wrenches318
- Tamper Resistant
 Bit Sockets..... 188-189
 Bits 379
 Screwdrivers 363-364
 Wrenches..... 299, 315, 316, 318, 320
- Tap Sockets..... 446
- Tap Wrenches..... 446
- Tape Rules..... 802
- Tapered Punches413
- Tapped Hole Bearing Pullers470, 472
- Taps and Dies
 Left-Hand 444
 Rethreading 439, 441, 482
 Threading 440
- TechAngle® 124, 326-327, 337
- Techwrench® 329
- Telescoping
 Gauge Sets 794
 Mirrors..... 805
 Pick-up Tools..... 804

Temperature			
Adaptors.....	606–607		
Probes.....	606–607		
Terminal			
Brushes.....	723		
Cleaners.....	723		
Crimpers.....	400, 401, 723		
Tools.....	633, 634		
Tools, Battery.....	723		
Testers/Test Equipment.....	602–650		
Automotive Relay.....	618, 619		
Battery Systems.....	717–719		
Circuit.....	608, 611, 612–620		
Continuity.....	619		
Cooling.....	741–743, 745		
Diesel Fuel Pressure.....	641		
EVAP.....	621, 622		
Force Testing.....	352		
Fuel System.....	641		
Fuse.....	618		
Gauges, Micrometer.....	794		
Ignition.....	650		
Injection Harness.....	644		
Leads.....	607, 889, 891		
Sensors, Fuel.....	646		
Sensors, Oxygen.....	639		
Torque.....	346–347, 349, 351, 352		
TPMS.....	338, 679		
Trailer Harness.....	620		
Testing/Electronics.....	602–650		
Thermal Imagers.....	879–880		
Thermal Vacuum Switch Sockets.....	777		
Thermometers			
A/C.....	737		
Hydrometers.....	724		
Infrared.....	540, 628–629		
Pocket A/C.....	737		
Thin Wall Impact Sockets			
1/2" Drive.....	240		
3/4" Drive.....	259		
1" Drive.....	267		
Thread			
Chasers.....	442		
Files.....	442		
Gauges.....	442, 446, 801		
Pitch Gauges.....	442, 443, 445		
Restoring.....	442–444		
Setter Kits.....	819		
Thread Measuring.....	446		
Threading Tools.....	442–445		
Throttle Depressors/ Brake Resetting.....	813		
ThunderBit® Bits.....	577–578		
Tie Rod			
Adjusting Tools.....	699		
Separators.....	699		
Sockets.....	700		
TIG Welders.....	656–657		
Timing			
Belt.....	771–772, 780		
Gauges.....	796		
Gauges, Diesel.....	476, 477		
Lights.....	494, 631		
Timing Lights.....	631		
Tin Snips.....	818		
Tire.....	674–695		
Air Chucks.....	683–684		
Balancer, Plates.....	676		
Bead Breakers.....	678		
Buffers.....	570		
Changers.....	677		
Changers, Accessories.....	678		
Chucks.....	683–684		
Cotter Pin Pullers.....	694		
Depth Gauges.....	684		
General Service Tools.....	698		
Hammers, Mallet.....	698		
Inflators.....	682		
Pressure Gauges.....	681, 682, 683		
Pressure Systems and Tools.....	679–681		
Toyota®/Lexus® Carrier Assembly Sockets.....	693		
TPMS Tools.....	338, 679–681		
Tread Depth Gauges.....	684		
Valve and Stem Tools.....	380, 685		
Valve Core Tools.....	738		
Tool Control Boards.....	464, 468		
Tool Storage			
Accessories.....	70, 77–80, 88–103, 120–121		
Accessories, TUV.....	33, 35, 96		
Accessories, Work Surfaces.....	89–92		
All Weather, Tool Boxes.....	70		
Aviation “Dog Boxes”.....	71		
Bags, Soft Sided.....	70, 80, 598		
Boxes, Small.....	71, 79		
Cabinets, End, Classic Series.....	54		
Cabinets, End, EPIQ Series.....	28		
Cabinets, End, Heritage Series.....	62		
Cabinets, End, Masters Series.....	42, 43–45		
Cabinets, Wall.....	78		
Carts.....	72–76		
Case, Parts.....	78		
Casters.....	101		
Classic Series.....	47–54		
Combinations.....	12–68		
Covers.....	33, 69, 92–95		
Customization.....	104–122		
Diagnostic Equipment.....	883, 885, 886, 895		
Drawer Organization.....	68, 97, 104, 105, 108, 117–118		
Drawer Sections, EPIQ Series.....	16–24, 26		
Drawer Sections, Heritage Series.....	61		
End Cabs, Classic Series.....	54		
End Cabs, EPIQ Series.....	28		
End Cabs, Heritage Series.....	62		
End Cabs, Masters Series....	42, 43–45		
EPIQ Series.....	11–28		
Hand Tool Organization.....	105–112		
Heritage Series.....	55–62		
Lights.....	102, 760		
Lockers, Classic Series.....	54		
Lockers, EPIQ Series.....	27–28		
Lockers, Heritage Series.....	62		
Lockers, Masters Series.....	45–46		
Lockers, TUVs.....	33		
Magnetic Tool Storage.....	109, 110, 113–116		
Maintenance.....	122		
Masters Series.....	29–46		
Mats.....	90, 91, 92, 97		
Metal Boxes.....	79		
Mobile Solutions.....	63–76		
Overhead Cabinets, EPIQ Series.....	27		
Overhead Cabinets, Masters Series.	42		
Paint, Touch-up.....	122		
Parts Trays.....	77, 100, 104, 105, 106, 108, 113		
Plastic Boxes.....	77		
Road Chests.....	69		
Roll Cabs, Classic Series.....	48–52		
Roll Cabs, EPIQ Series.....	12, 13, 14, 15, 16–24		
Roll Cabs, Handle Bars.....	71, 98, 104		
Roll Cabs, Heritage Series.....	56–59		
Roll Cabs, Masters Series.....	30–32, 36–39		
Roll Cabs, Side Panels.....	97, 98		
Roll Cabs, Top Mats.....	91, 97		
Roll Carts.....	64–68, 72–76		
Stationary.....	82–87		
Top Cabinets.....	40–41		
Top Chests, Classic Series.....	53		
Top Chests, EPIQ Series.....	25		
Top Chests, Heritage Series.....	59–61		
Top Chests, Masters Series.....	40–41		
Top Chests, Reference Chart.....	12, 13, 14, 15		
TUV (Tool Utility Vehicle).....	33–35, 96		
Work Surfaces.....	89–92		
Workcenter Accessories.....	68, 98, 99		
WorkCenters, EPIQ Series.....	27		
WorkCenters, Masters Series.....	41		
WorkStation Risers, Classic Series.....	48, 49, 54		
Tool Utility Vehicles (TUV).....	33–35, 96		
Accessories.....	33, 35, 96		

- Tools**
 Railroad 499–500
 Terminal, Soft Grip 634
- Top Chests**
 Classic Series 53
 EPIQ Series 25
 Heritage Series 59–61
 Masters Series 40–41
 Reference Chart 12, 13, 14, 15
- Torches**
 Butane Soldering 661, 663
 MIG 652–654, 656
 Welding 653, 654, 655, 656–657, 660
- TORQOMETER®**
 Drivers 336–337
 Wrenches 333–336
- Torque** 325–354
 Acquisition Meters 348
 Adaptors 141, 143, 187, 230–231, 344, 477, 492
 Adjustable Bodies 339
 Angle Gauges 337
 Calibrators 333–336, 349–352
 Click-Type
 Adjustable 330–332, 341, 688
 Comparators 353
 Drivers 336–337
 Electronic Calibrators 349–352
 Electronic Testers 346–347, 349, 351, 352
 Extensions 378, 685
 Filters/Regulators/Lubricator 354
 Joint Rate Simulator Adaptors 352
 Multipliers 345
 Newton Meter
 Wrenches 331, 332, 334
 Screwdrivers 337, 338–339
 TechAngle® 124, 326–327, 337
 Techwrench® 329
 Testers 346–347, 349, 351, 352
 Torqometer® 333–336, 337
 Versatest™ 349
 Versatorq® 348
 Weights and Trays 352
 Wrenches 326–329
 Wrenches, Controltech™ 328
 Wrenches, Electronic 326–329, 346
 Wrenches, Insert Heads 341
 Wrenches, Pneumatic 354
 Wrenches, Square Drive Heads 340
- Torque, Heavy Duty Wrenches** ... 492, 493, 496, 525, 529, 530, 776
- TORX®, TORX Plus®**
 Bit Socket, 3/4" Drive 255
 Bit Sockets,
 1/4" Drive 143–144, 158–159
- Bit Sockets,
 3/8" Drive 188–189, 213–214
- Bit Sockets, 1/2" Drive 231, 244
- Bits 381, 382
- Bits, Ratcheting,
 Screwdriver Sets 370
- Bits, Sets 374, 381
- Drivers 143–144, 188–189, 483
- Impact Sockets, 3/8" Drive ... 200–201
- Impact Sockets, 1/2" Drive 242
- Impact Sockets, 3/4" Drive 259, 490
- Insert Bits 366, 380
- Mini-Tip Screwdrivers 363
- Screwdrivers 362–364
- Sockets, 1/4" Drive 140, 143–144, 158–159, 738
- Sockets, 3/8" Drive 182, 183, 188–189, 213, 215
- Sockets, 1/2" Drive 229, 242, 705
- Sockets, 3/4" Drive 255, 259
- Tamper Proof/Resistant,
 L-Shape Wrench 144, 315, 320
- Tamper Resistant Bit Sockets 144, 158–159, 188–189, 214
- Tamper Resistant Bits 379
- Tamper Resistant
 Screwdrivers 363, 364
- Universal, 1/4" Drive 140
- Universal, 3/8" Drive 183
- Wrenches, Box 299
- Wrenches, Folding Sets 317–318
- Wrenches, T-Shape 315, 316
- Tote Bags** 80, 598, 883
- Tote Trays** 78
- Touch-up Paint** 122
- Towels, Shop** 864
- Towing Maintenance Kits** 620
- TPMS Tools** 338, 679–681
- Trailer Harness Testers and Adaptors** 620
- Transducers**
 Diagnostic 347, 351
 Torque 347, 351
- Transfer Punches** 412
- Transmission**
 Angle Locators 708, 797
 Bushing/
 Oil Seal Pullers and Drivers 706
- Drain Plug Sockets 706
- Fillers 766
- Gauges 635, 639, 705
- Jacks 710, 712
- Oil Cooler Line
 Disconnect Tools 645, 705
- Oil Pressure Gauge Sets 705
- Pump Pullers 707
- Seal Removal Tools 383, 494
- Sealing Caps 705
- Service Tools 705–708
- Snap Ring Pliers 707
- Sockets 705, 706
- Tables 768
- Wrenches 705
- Trays**
 Parts 77, 100, 104, 105, 113
 Service, Under Hood 77
 Tool Storage 77, 105, 106, 113
 Torque 352
 Tote 78
 Under-Hood Service 77
- Tread Depth Gauges** 684
- Trim Tools** 822
- Triple Square**
 1/2" Socket Driver 233
 Bit Sockets 160, 192, 215, 233
- Triton-D8®**
 Scan Tool 871, 872, 885, 888, 889
- Truck**
 Brake Tools 809, 810, 813, 815
 Coolant Refillers 740
 Cooling System Adaptor Sets 742
 Diagnostic Software 903
 Differential Side Bearing Pullers ... 457
 Heavy Duty Service Tools 488–493
 King Pin Press Sets 701
 Tire Inflators 682
 Wheel Pans 694
- Tube**
 Benders 434
 Cutters 433
 Flaring 433, 434
- Turning Tools, Diesel** 479
- Tweezers, Soldering** 663
- Twist Sockets**
 1/4" Drive 157
 3/8" Drive 201
 1/2" Drive 242
 External Drive Hex Head 449

U

- U-Clamps** 669
- Ultraviolet Leak Detectors** 539, 622–623, 730–731
- Under-Hood Service Trays** 77
- Undercar** 673–712
- Universal**
 Bit Sockets 145
 Joint Sets 225, 235
 Joint Tools 708
 Joints, 1/4" Drive 132, 139, 156
 Joints, 3/8" Drive 173, 200, 212
 Joints, 1/2" Drive 225, 235, 248
 Joints, 3/4" Drive 253, 488
 Joints, 1" Drive 264
 Sockets, 1/4" Drive 132, 139
 Sockets, 3/8" Drive 206–207

Upholstery and Trim Tools.....	822
US Set Building Program.....	502–509
USB Power Units.....	541
Utility	
Knives.....	426
Lights.....	539
Stands.....	711
Tool Utility Vehicles (TUV).....	33–35, 96
Tool Utility Vehicles (TUV), Accessories.....	33, 35, 96

V

Vacuum	
Cooling System Fillers.....	740, 741
Kits.....	848
Portable Spotter.....	849
Pressure Gauges.....	635, 639
Pump Kits.....	623, 727, 806
Pumps.....	623, 727, 735, 806
Sandblasters.....	832
Switch Sockets, Thermal.....	777
Wet/Dry.....	849
Valve	
Adjuster Sockets.....	493
Adjuster Wrenches.....	478, 493
Adjusting Tools.....	493, 781
Air Processing.....	837–838
Brushes.....	781
Core Tools, A/C.....	736, 738
Cores.....	680
Cover Adaptors.....	766
Cover Bolt Sockets.....	101, 774
Cylinder Head.....	774
Grease Control.....	767
Guide Service Tools.....	781
Holders.....	782
Keeper Tools.....	782
Lapping Tools.....	782
Lifters.....	782
Persuaders.....	324, 499
Removers.....	781
Service Tools.....	781–783
Spring Compressors/ Depressors.....	783
Stem Seal Pliers.....	435, 782
Tire Valve Bits.....	380, 680
Wedge Tools.....	781
Valves	
A/C.....	736
Air.....	597, 837, 838
Can Tappers.....	736
Core.....	680, 736
VANTAGE® Series	
Diagnostic Software.....	896
VANTAGE® Ultra	
Test System.....	871, 875, 888, 889, 890

VANTAGE® Ultra Test System, Accessories.....	888–890
VECTOREDGE Cutters.....	124
VERDICT® Scan Tool, Accessories.....	888, 889, 890
VersaTest™.....	349
VersaTorq®.....	348
VERUS® Edge Scan Tool, Accessories.....	882, 888, 889, 890
VERUS® PRO Scan Tool, Accessories.....	882, 888, 889, 890
Videoscopes.....	625–626
Vinyl Covers	
Air Tool, Boots.....	574
Equipment, A/C Recycling, Recharging.....	727
Equipment, Battery Chargers.....	714
Equipment, Smoke Machines.....	621
Motorcycle Gas Tank.....	494, 788
Seat and Fender.....	788
Tool Storage, Combinations.....	92–95
Tool Storage, Road Chests.....	69
Tool Storage, Roll Carts.....	97
Tool Storage, TUV (Tool Utility, Vehicle).....	33
Vinyl Cutters.....	395, 402, 403, 819
Vinyl Grip Pliers/Cutters.....	395, 402, 403
Vises	
Bench.....	835
Forged.....	835
High Visibility.....	834
Jaw Caps.....	835
Pipe and Bench.....	834
Utility.....	834
Volkswagen®	
Bit Sockets.....	233, 234
Cam Belt Wrenches.....	780
Compression Adaptors.....	638
Compression Gauges.....	637
Diagnostic Equipment.....	883, 889, 896, 905
Door Hinge Tools.....	823
Fan Clutch Wrenches.....	746
Filter Sockets.....	485
Fuel Sensor Wrenches.....	646
Harmonic Balancer Tools.....	778
Hose Clamp Pliers.....	748
Injector Pullers.....	486
Oil Filter Sockets.....	763, 765
Radiator Tools.....	742, 745, 770
Socket Drivers.....	233
Terminal Tools.....	634
Timing Belt Pulley Holders.....	780
Tire/Wheel Tools.....	689, 698
Valve Adjustment Tools.....	781
Valve Cover Adaptors.....	766
Voltage	
Adaptors.....	606
Sensors.....	620

Volvo®	
Belt Tensioning Tools.....	777
Brake Tools.....	812
Carburetor Tools.....	649
Compression Gauge Adaptors.....	638
Diagnostic Equipment.....	887, 896
Filter Sockets.....	485, 763
Glow Plug Adaptors.....	638
Hose Clamp Pliers.....	748
Impact Sockets.....	490
Oil Filter Wrenches.....	765
Radiator Tools.....	742, 743, 744, 747
Spring Shackle Pin Sockets.....	692
Strut Sockets.....	701
Terminal Tools.....	634
Valve Cover Adaptors.....	638
Valve Service Tools.....	783

W

Wall Cabinets.....	78
Waste Oil Drains.....	768
Water, Oil-Fired Hot.....	848
Water Pump Sockets.....	775
Water Spray Nozzles.....	595, 846
Weatherhead Sockets.....	185, 230
Weight	
Hangers/Trays.....	352
Sets.....	352
Welding.....	651–672
Accessories.....	653, 656–658, 667
Apparel.....	657–658
Auto Body Sets.....	668, 669–671
Carts.....	68, 671
Clamps.....	667–669
Dent Pullers.....	669–671
Gas Welding.....	653, 660
Gas Welding Kits.....	660
Gloves/Sleeves.....	658
Hammers.....	667
Helmets.....	665–666, 852
Jacket.....	658
Lenses.....	658, 667
Marking Set.....	667
MIG.....	652–654, 656
MIG Welder Consumables.....	655
Muscle MIG, MIG Welder.....	652–653
Plasma Cutters.....	659
Plasma Cutters Consumables.....	660
Soldering.....	661
Spot.....	672
Storage.....	68, 664
Stud Gun Dent Pullers.....	669–671
TIG Welders and Accessories.....	656–657
Torches... ..	653, 654, 655, 656–657, 660
Torches, Flexible Neck.....	653
Workstations.....	664

- Wet/Dry Vacuums**..... 849
Wheel..... 674–695
 Alignment Tools 695, 698
 Alignment Wrenches 698
 Axle Nut Sockets 241, 689–690, 691, 703
 Axle Pullers 459, 702
 Balancers..... 674
 Balancers, Accessories..... 675–676
 Bead Breakers..... 678
 Budd Wheel Tools..... 692–693
 Calibration 352
 Chocks..... 694
 Cotter Pin Pullers..... 694
 Dollies 711
 Flip Sockets..... 680, 686, 687
 General Service Tools 698
 Grease and Dust Cap Tools 694, 698
 Hammers, Mallet..... 698
 Hangers 689
 Hub Clamp Expanders 697
 Hub Lock Tools 691
 Hub Pullers 702
 Hub Removal..... 702
 Lock Sockets 688
 Lug Nut Sockets 686, 687, 688, 692
 Pans 694
 Rim Tools 694
 Seal Pullers 694
 Shackle Pin Sockets 692
 Sockets..... 688
 Spanner Sockets 690
 Spindle Sockets 690
 Stud Removers and
 Installers..... 688, 693
 Torque Tools..... 354, 685
 Toyota®/Lexus®
 Carrier Assembly Sockets 693
 Truck Wheel Pans 694
 Weight Hammers..... 675
 Weight Pliers..... 675
Wheel Alignment Tools 695–700
Wheels
 Abrasive..... 598
 Cutter, Power Tool Accessories 588
 Flap 587–588
 Grinding 588
 Wire..... 572, 866
Window/Windshield
 Holders..... 825
 Removal Tools 824
 Sash Tools 824
 Scrapers 825
 Wiper Removers 824
Wing Nut Sockets 200
Wire
 Brushes 587–588, 865
 Crimpers..... 400, 401, 402
 Cutters..... 402
 Feed Welders 652–653
 Gauge Drill Bits 581
 Insertion Tools 632
 Safety 495
 Strippers..... 400, 402
 Terminal Kits 633
 Terminal Tools 400, 633, 634, 723
 Twisters, Cutters..... 495
 Wheels..... 572, 866
Wireless Modular
 Diagnostic Equipment 881
Wobble
 Bits 379
 Extensions, 1/4" Drive 131, 132
 Extensions, 3/8" Drive..... 172
 Extensions, 1/2" Drive 224–225
Wood Tops..... 91
Work Surfaces 12, 13, 14, 15
 Tool Storage 89–92
Workbenches 91, 836
Workcenters
 Accessories..... 850
 Classic Series..... 48–54
 EPIQ Series 12, 13, 14, 15, 16–24, 27, 64
 Masters Series 41
Workstations
 Accessories..... 92–99, 102
 Mobile 64
 Risers, Classic Series..... 48, 49, 54
 Welding 664
Wrecking Bars 388
Wrenches 273–324
 Adaptors, Ratcheting..... 282
 Adjustable 322–323, 330–332
 Adjustable, Crowfoot..... 309
 Adjustable, Spanner..... 324, 738
 Adjustable, Strap 324
 Adjustable,
 Valve Persuader 324, 499
 Air Compressor 478
 Aluminum 323
 Angle Head 302
 Antenna 825
 Aviation, Socket 496
 Ball Hex..... 314
 Battery Terminals 723
 Belt Tensioning 482, 776, 777
 Bleeder 814
 Blue-Point®, Box,
 Locking Flex Head Ratcheting 285
 Blue-Point®, Box,
 Reversible Ratcheting, Offset..... 284
 Blue-Point®, Flex Head,
 Reversible Ratcheting
 Combination Offset 281–282
 Blue-Point®, Reversible Ratcheting
 Combination Offset 280–281, 295
 Box, Combination..... 274–278, 295
 Box, High Performance..... 279
 Box, Nonconductive Ratcheting 408
 Box, Offset, Spline 299
 Box, Ratcheting 283
 Box, Ratcheting A/C Service 738
 Box, Ratcheting Battery Terminal... 723
 Box, Ratcheting
 Combination 274–278, 295
 Box, Ratcheting Crowfoot 309
 Box, Ratcheting Flex Head 285
 Box, Ratcheting
 High Performance 279
 Box, Ratcheting Spline ... 275, 282, 299
 Box, Ratcheting T-Handle 283
 Box, Special Purpose/
 Application 299–300
 Box, Striking 311–312
 Box, Torque Interchangeable
 Heads .. 328–329, 340, 341, 344–345
 Box, Tubular..... 313
 Cam Belt 780
 Carburetor 649
 Caster Camber 698
 Chain, Strap 324
 Combination, Flare Nut..... 304
 Combination,
 Flex-Combination 281–282
 Combination,
 Open End..... 274–278, 295, 304
 Combination,
 Ratcheting Box..... 274–278, 295
 Combination, Spline..... 275, 277
 Combination, T-Shape,
 L-Shape 314–315
 Crowfoot 304–310
 Crowfoot, 1/4" Drive 304–305
 Crowfoot, 3/8" Drive..... 305–309
 Crowfoot, 1/2" Drive 309–310
 Crowfoot,
 Oil Pressure Sender Switch..... 773
 Crowfoot,
 Open End..... 304–307, 309–310
 Diesel 214, 478, 479, 480, 484, 485, 493
 Differential..... 703
 Distributor 650
 Double End 300, 304
 End Cap 765
 Extension..... 324
 Fan Clutch 746
 Fan Clutch, Cooling..... 746
 Fan Clutch, Diesel..... 480
 Flank Drive®,
 Flank Drive® Plus, Box, Tubular 313
 Flank Drive®,
 Flank Drive® Plus, Adjustable..... 322

Flank Drive®, Flank Drive® Plus, Combination	274–278, 286–294, 295	Hand Impact	778	Ratcheting Box, Open End	300
Flank Drive®, Flank Drive® Plus, Flare Nut, Crowfoot, 1/4" Drive....	305	Headlamp	826	Ratcheting Box, Spline ...	275, 282, 299
Flank Drive®, Flank Drive® Plus, Flare Nut, Crowfoot, 3/8" Drive	307–308	Headlight	826	Ratcheting Box, T-Handle	283
Flank Drive®, Flank Drive® Plus, Flare Nut, Crowfoot, 1/2" Drive.....	310	Heavy Duty, Impact.....	488–491	Ratcheting Box, Torque Interchangeable Heads	328–329, 340, 341, 344–345
Flank Drive®, Flank Drive® Plus, Flex Head	279	Heavy Duty, Rack.....	699	Ratcheting Hex.....	823
Flank Drive®, Flank Drive® Plus, Offset Box	274–275, 295–299	Heavy Duty, Striking, Box.....	311–312	Ratcheting Tap	446
Flank Drive®, Flank Drive® Plus, Open End, Crowfoot	304, 305	Heavy Duty Oil Filter	764, 765	Refrigerant	738
Flank Drive®, Flank Drive® Plus, Open End, Flare Nut	303	Heavy Duty Truck.....	492	Refrigeration	738
Flank Drive®, Flank Drive® Plus, Ratcheting Box, No Offset, High Performance	279	Hex, Combination T and L-Shape.....	314	S-Shaped Flank Drive®, Flank Drive® Plus, Box	300
Flank Drive®, Flank Drive® Plus, Ratcheting Combination, No Offset	276, 277–278	Hex, Ratcheting.....	823	Serpentine Belt	482, 776, 777
Flank Drive®, Flank Drive® Plus, Ratcheting Combination, No Offset/Spline	277	Hex Folding Sets.....	317–318	Slack Adjuster	492
Flank Drive®, Flank Drive® Plus, Reversible Ratcheting Box/ Speed Open End	275	High Performance	279	Slimline	301
Flank Drive®, Flank Drive® Plus, Reversible Ratcheting Combination, Offset	274, 280, 295	Ignition	301, 650, 780	Slugging Retainers	311
Flank Drive®, Flank Drive® Plus, Reversible Ratcheting Combination/Spline.....	275	Ignition Modular	650	Spanners	324, 738, 780
Flank Drive®, Flank Drive® Plus, Specialty Box	299–300	Ignition Module.....	780	Special Purpose/ Application	299–300, 315, 324, 499, 780
Flank Drive®, Flank Drive® Plus, Striking.....	311–312	Impact, Air	546, 548	Spline	299
Flare Nut, Combination	304	Impact, Cordless	521, 523, 529–530	Spline, Open End	275, 277
Flare Nut, Crowfoot.....	305, 307–308, 310	Injection Pump	478, 479	Spline, Oxygen Sensors.....	648
Flare Nut, Torque Interchangeable Heads	344–345	Injector	478, 479	Stands	317
Flex Head	281–282, 285, 329	L-Shape.....	318–321	Starter Bolt	480
Flex Head, Combination.....	281–282	Latch-on®.....	285	Strap.....	324
Flex Head, Flank Drive®, Flank Drive® Plus.....	279	Midget	293, 296	Striking	311–312
Flex Head, Ratcheting Box	285	Motorcycle	494	Swivel.....	764
Folding Sets	317–318	Multi-Spline	320	T-Handle, T-Shape	131, 283, 314, 316, 336
Four Way	302	Newton Meter Torque	331, 332, 334	Tamper Resistant	299, 315, 316, 318, 320
Fuel Filter	214, 479, 480, 642	Nonconductive	408	Tap	443
Fuel Line	478	Offset Box	274–275, 280–282, 299, 705	Tension Pulley Spanner	780
Fuel Pressure Sensor	479	Oil Filter	764–765	Torque	326–329, 330–332, 336, 339–345, 354, 688
Fuel Pump	478	Open End, Combination	274–278, 295, 304	Torque, Bodies, Adjustable/Preset	339
Fuel Sensor	479, 485, 646	Open End, Crowfoot.....	304–307, 309–310	Torque, Heavy Duty	492, 493, 496, 525, 529, 530, 776
Fuel Sensor, Diesel.....	479, 485	Open End, Flare Nut Combination	304	Torque, Insert Heads	341
Governor Gap.....	480	Open End, Flex Combination	281–282	Torque, Newton Meter	331, 332, 334
Half Moon	299	Open End, Ratcheting Box	300	Torque, Pneumatic	354
		Open End, Spline	275, 277	Torque Interchangeable Heads, Open Head.....	342–343
		Open End, Torque Interchangeable Heads	342–343	TORX®, TORX Plus®, Box	299
		Open End, Tubular.....	113	TORX®, TORX Plus®, L-Shape.....	315
		Organizers	110, 111, 112	TORX®, TORX Plus®, T-Shape....	315, 316
		Oxygen Sensors	646–648	TORX®, TORX Plus® Folding Sets	317–318
		Pan Plug	773	Transmission	705
		Persuaders, Valve.....	324, 499	Tubular	312–313
		Pipe	322	Tubular, Open End.....	113
		Pump	478, 479, 496	Tubular Handles	312
		Push Rod	462, 481	Turbo, Diesel.....	484
		Radiator Cap	747	Vacuum Pump	496
		Railroad	500	Valve Adjusting, Diesel.....	478, 493
		Ratcheting, Open End.....	300	Valve Persuader	324, 499
		Ratcheting Box, A/C Service	738	Water Pump Pulley	775
		Ratcheting Box, Battery Terminal ...	723	Wheel Alignment.....	698
		Ratcheting Box, Combination	274–278, 295		
		Ratcheting Box, Crowfoot	309		
		Ratcheting Box, High Performance	279		
		Ratcheting Box, Nonconductive	408		

OEM

Application List

BMW®/Mercedes Benz®

Body

102STMML.....	1/4 2PC BU.....	137
106FLIPSET.....	1/4DR 6PC ME.....	142
FLCE120.....	3/8DR E12.....	183
OFS2432.....	24/36MM FLIP SCK .	485
S6810.....	10MM FLIP SCK.....	142

Brake

BBW1270.....	3PC 11MM BRK B	814
FSE200.....	E20 UNVRSAL.....	183
S6111.....	BRK WR 11M	814

Cooling System

HCP10.....	PLIERS	748
RCR1.....	RAD CP REM	747
SVT262-21.....	ADAPTER.....	743
SVT275A.....	COOL SYST.....	745
TA245A.....	RAD TES	743
TA32A.....	RAD TES	742
TA345A.....	RAD TES	742, 743
TA346A.....	RAD TES	743
TA44.....	RAD TES	742
TA445.....	RAD ADAP BMW..	742, 743
TA45.....	RAD CP.....	742
TA63.....	COOL SYST ADPT	743
TAB10044.....	RAD ADAP MER.....	744
TAB10063.....	COOL SYST ADPT.....	744
TAB10245.....	RAD ADAP	744
TAB10345.....	RAD ADAP BMW	744
TAB10445.....	RAD ADAP	744
TAB1C035.....	RAD TES	742, 744
TAB1C047.....	RAD TEST	742, 744
TAB1C446.....	RAD CP ADAP	744
YA6210.....	BMW FAN CLUT.....	746

Diagnostics

EAA0355L74A.....	BMW® ADAPTOR.....	889
EETM306A09.....	COIL ON PLUG .	887, 893
EETM306A10.....	COIL ON PLUG .	887, 893
EETM306A11.....	COIL ON PLUG .	887, 893
EETM306A12.....	COIL ON PLUG .	887, 893

Diesel

S6104B.....	FUEL INJ SOC	487
-------------	--------------------	-----

Engine Service

204PFSXEBR.....	3/8DR 4PC ETORX SWVEXSKT FMSET ...	186
ADT30KT.....	ALT PULLEY KIT	775
FSE180.....	E18 UNIVERSA.....	183
IMSLE240.....	E24 TORX IMP.....	242
MCH1280.....	MER CAM HOL.....	772
PFSXE908B.....	3/8 E8 TORX PWR SWV EXT	186
PFSXE912B.....	3/8 E8 TORX PWR SWV EXT	186

PFSXE914B.....	3/8 E14 TORX PWR SWV EXT	186
SBIT2.....	STRETCH BELT	777
SBT60.....	SERP BELT WRN.....	777
STLE80.....	1/4DR DEE.....	140
TSE80.....	UNIV INTRNL	140
TSS7KIT.....	TRIPLE SQU	192, 233

Fuel & Engine Systems

IPK1180.....	FUEL INJ PULLER	642
LDTJT5.....	JIFFY-TITE SET.....	643

Lubrication

106FLIPSET.....	1/4DR 6PC ME.....	142
A127.....	27MM OIL FIL ...	485, 763
S3624.....	36/24MM	485, 763
S6810.....	10MM FLIP SOCK.....	142

Miscellaneous Tools

305STSMSE.....	1/2 5PC ST.....	233
FABLM4E.....	LONG BALL HE.....	191
FAM11E.....	HEX DRIVER.....	190
STLE70.....	E8 TORX SOCKET	140

Spark Plug Tools

S9714MK.....	14MM SPARK P .	438, 516
S9714MKDFUA.....	3/8 14MM SPK PLG SKT	438
S9714MKDL.....	3/8 14MM SPK PLG SKT	438
S9714MKDMAG ..	14MM SPARKPLUG SKT	436
S9714MKFUA.....	6PT 3/8DR	436
S9714MKL.....	14MM SPARK P	436
S9714MKMAG.....	14MM MAG SPK SKT	436
SBP3.....	PLIERS	435

Testing & Electronics

SGTT110.....	10PC TERMINA.....	634
SGTT5A.....	TERMINAL TOO	634
SGTT6A.....	TERMINAL TOO	634

Tire & Wheel

GAW1290.....	ALIGN WRENCH	698
IMDM270.....	27MM SOCKET	236
IMDM320.....	32MM 1/2.....	236, 691
IMDM410.....	1/2 12PT	236
SIMDM300.....	1/2DR 30M	238, 691
WHB1.....	14MM X 1.....	689
WHM2.....	WHEEL HANGER	689

Transmission/Drive Line

FHRM14.....	14MM 3/8DR.....	706
FHRM7.....	7MM 3/8DR	706
FHRM8.....	8MM 3/8DR	706
FLEPL100.....	10EPL TORX P	183
IMDM360.....	36MM 1/2D	236, 703
M3587.....	3/4DR PI	703

Chrysler®/Dodge®/RAM®

Body

B1359B.....	BRAKE RETAIN	813
B1467A.....	BR WRENCH	807, 814
BT1360.....	BRAKE RETAIN	813

OFS2432.....	24/36MM FLIP SCK .	485
S6111.....	BRAKE WR 11M	814
S6166.....	ANTENNA NUT SOCKET.....	825
S9538A.....	DOOR HANDLE TOOL.....	822
YA109C.....	WINDSHIELD COLD KNIFE	824
YA8610B.....	7PC BRAKE CA.....	812

Brake

B1359B.....	BR RET	813
B1467A.....	BR WRENCH	807, 814
BT1360.....	BR RET	813
S6111.....	BR WR 11M	814
YA8610B.....	7PC BR CA	812

Cooling System

HCP20.....	PLIERS	748
SVT262-21.....	ADAPTER.....	743
SVT262-28A.....	COOL SYS.....	741, 742
SVT262-29.....	RAD CAP ADP	742
TA38C.....	CAP ADP.....	741, 742
TA39A.....	44MM CAP ADP.....	742
TA58.....	DODG SPRNT....	742, 743
TA59.....	DODG SPRNT.....	743
TA72.....	COOL SYST ADPT	743
TAB10044.....	RAD ADP MER.....	744
TAB10072.....	COOL SYST ADPT	744
YA6160.....	FAN CLU W.....	746

Diagnostics

EETM306A04.....	COIL ON PLG....	887, 893
EETM306A14.....	COP11 ADP.....	887, 893

Diesel

A129.....	29MM FU FI	485, 763
CJ140.....	DIES PUL	478
EMSM1230.....	30MM SENSOR SKT 1/2IN DR.....	648

Engine Service

204PFSXEBR.....	3/8DR 4PC ETORX SWVEXSKT FMSET ...	186
A119C.....	SOCKET.....	773
A121A.....	CAM GR HLDR	773
CGH1236.....	P/S PULL.....	771
CJ124A.....	HARM PUL.....	461, 775
HDP6490.....	HRMC DMP PULPULY	779
PFSXE908B.....	3/8 E8 TORX PWR SWV EXT	186
PFSXE912B.....	3/8 E8 TORX PWR SWV EXT	186
PFSXE914B.....	3/8 E14 TORX PWR SWV EXT	186
YA9350B1.....	SERP B.....	776

Fuel & Engine Systems

EEPV313C.....	COMP ADPT.....	476, 637
FID8329.....	NOID LIGHT	644
HDP6490.....	HRMC DMP PULPULY	779
LDTJT5.....	JIFFY-TITE SET.....	643

Lubrication

EMSMT3813..... EMSMT3813 648

Miscellaneous Tools

STLE40 E4DEEPTORX 140
 STLE50 E5DEEPTORX 140

Motorcycle Service Tools

CJ131P PULLER SET 461
 CJ134 PULLER 461
 S9704RHS 13/16 RETE 437, 493
 S9724RHS 5/8 RETENT 437, 493

Spark Plug Tools

YA6845 SPARK PLUG B 436

Testing & Electronics

SGTT110 10PC TERMINA 634

Tire & Wheel

BJP1 BALL JNT P
 695, 696, 697, 787
 BJP1-18A BALL JNT ADPT 695
 BJP1-26A BALL JNT ADPT. 695, 696
 DHP1 DODGE HUB PU 702
 ITRS22 22MM INNER T 700
 LSR1000A WHEEL LOCK K 688
 LSR1560 THINWALL FLI 686
 LSR1570 THNWALL FLP 686
 LSRM2000 MET LUGNU 686
 S6109A SOCKET 690
 S6146 SOCKET 690
 S9365B SOCKET 697
 S9479A SOCKET 697
 SIM540A DODGE AXLE 691
 SIMDM300 1/2DR 30 238, 691
 SNS2467 4 LUG 4WD SPIND ... 690
 SNS2770 6 LUG 4WD SPIND ... 690
 WHS2 WHEEL HANGER 689
 YA1005C LUGNUT RMVR 687
 YA2218 18MM TIE ROD 699
 YA2223 15.5MM TIE R 699

Transmission/Drive Line

CJ193-1-1 TRS PUL ADPT 707
 FHRM10 10MM 3/8DR 706
 FHRM7 7MM 3/8DR 706
 IMDM360 36MM 1/2 236, 703
 M3586 3/4 DR 703
 M3587 3/4 DR PI 703

Valve Service

YA188LR INSTALL HARM 778
 YA188LR-5 M12X1 778
 YA9140B VALVE SPRING 783

Ford®

Body

102STMML 1/4 2PC BU 137
 A161B DOOR TOOL 822
 ASG185BR INSTINCT TRI 821
 ASGD102BR 2PC DISHED T 821

S6126 1/2" DBL HX 3/4"
 SCK 490
 S8703 SOCKET 825
 YA1201 DR PL REM 822
 YA7575 FRD REMOVAL 825

Brake

B1359B BR RETAIN 813
 B1467A BR WRENCH 807, 814
 BT1360 BR RETAIN 813
 IMSLE180 1/2DR E18 242
 S6111 BR WR 11M 814
 YA8610B 7PC BRAKE CA 812

Cooling System

HCP10 PLIERS 748
 HCP20 PLIERS 748
 SVT262-21 ADAPTER 743
 TA32A RAD TES 742
 TA34A RAD TES 742
 TA46 RAD TES 742
 TA52 RAD TES 742
 TAB10046 RAD ADAP 744
 TAB10052 RAD ADAP 744
 TAB10052R RAD ADAP 744
 TAB1C035 RAD TES 742, 744
 TAB1C047 RAD CAP 742, 744
 TAB1C053 COOL SYST ADPT 744

Diesel

FFW2A DUAL FUEL OI ... 479, 483
 FGPT FORD GLOW PL 482
 K1820A T70 TORX SOC 231
 MB5D BRI BR 476, 477, 483
 MB73A BRUSH 483
 PSWT10K 10MM POWERST 484
 S6196KR FORD ICP SEN 482
 S6210A 3/8 DRIVE 484
 S6340E T40 TORX SOC 483
 TAP1225 TURB VANE PLR 484
 YA1140 CRWFT SOC SET 484

Engine Service

A119C OIL PRESS 773
 A121A SOCKET 773
 ADT30KT ALT PULLEY KIT 775
 CJ124A P/S PULLER 461, 775
 EMSM1222 22MM SENSOR SKT
 1/2IN DR 648
 EMSMT3813 13MM SENSOR SKT
 3/8IN DR 648
 FRT12 THREE VALVE 436, 774
 FTXEL40E XTR LNG TORX 189
 OFFM OIL FILLER 766
 S6160 12MM 8IN L 488, 774
 S6193 10MM SOCKET 774
 S6194 12MM SOCK 488, 774
 YA7200 MDULE WRNCH 780
 YA9350B SERPENTINE B 776

Fuel & Engine Systems

EEDF502 FUEL PRESS TEST 641
 EEPV314C DIES COMP ADPT 638

EEPV317C DIES COMP ADPT 638
 EEPV5G16T M16X1.5 TRIT 636
 S8564B DIST WR 650
 S9707 DIST WR 650
 SWR1A OXYGEN SENSO 647
 YA6465 IGN WRENCH 650

Heavy Duty Truck Tools

S6190A FORD IPR SOC 488
 SRD35 FORD DIESEL 492
 SRDM624 LONG 24MM TO 492
 SVTA9100 COOLING SYS
 ADAPTOR 742

Lubrication

S3624 36/24 MM 485, 763

Miscellaneous Tools

FTXR40TPE 3/8DR T40 188, 189

Motorcycle Service Tools

S9704RHS 13/16 RETE 437, 493
 S9724RHS 5/8 RETE 437, 493

Pullers

CJ131P PULLER SET 461
 CJ132-8 INST 4.6L 462
 CJ134 PULLER 461
 CJ138 PULLEY INSTL 461

Spark Plug Tools

FRT10 FORD SPK P 436
 FSPK FORD SPK P 435
 S9714MKL 14MM SPK P 438
 S9716KA 9/16 SPK 209, 438
 S9716KFUA 14MM MAG SPK SKT 436
 S9716KL 3/8DR 9/16 438
 S9716KLMAG 9/16 SPARKPLUG
 SKT 436
 S9716KR SPK PLUG S 437

Testing & Electronics

SGTT110 10PC TERM 634
 YA500F FORD TERM 633

Tire & Wheel

ANS7269A AXLENUT SOCK 690
 BJP1 BALL JNT P
 695, 696, 697, 787
 BJP1-25B BALL JNT ADPT 695
 BJP1-27A BALL JNT ADPT. 695, 696
 FHP1 FORD HUB PUL 702
 IMFMS21 SEMI DEEP SK 197
 IPFM21C 3/8 21MM 6 199
 IPLFM21A 3/8DR DEE 200
 IPSFM21A 21MM SEMI DE 199
 IPSM18 1/2DR 18MM S 241
 IPSM21 21MM SEMI DE 241
 IPSM22 1/2DR 22MM S 241
 LSR1570 THNWALL FLP 686
 S6109A SOCKET 690
 S6146 SOCKET 690
 SNS2467 4 LG 4WD SPIN 690
 SNS2770 6 LG 4WD SPIN 690
 SNS3195 4 LG W EXT SPIN 690

SNS3246 4 WD SPIN NUT..... 690
 YA2224 TIE ROD WR 699

Transmission/Drive Line

211EFTXRTPY TR TORX PLUS .. 144, 188
 CJ193 PULLER SET 707
 CJ193-1-1 TRS PUL ADPT..... 707
 FIH9057B FD TRAN DISC 705
 IPDF12A 3/8 12P 199
 LDTM3812 TRANS OIL CO 705
 M3586 3/4 DRIVE 703
 PFSXE908B 3/8 E8 TORX PWR
 SWV EXT 186
 PFSXE912B 3/8 E8 TORX PWR
 SWV EXT 186
 PFSXE914B 3/8 E14 TORX PWR
 SWV EXT 186
 PFSXM914B 3/8 E14 TORX PWR
 SWV EXT 186
 YA7244A TRANS TOOL..... 705
 YA7646 FORD CLUTCH..... 708

Valve Service

YA188LR INST HARM BAL..... 778

GM®

Air Conditioning

ACT106B INSTALLER..... 738

Battery Service

YA249 BOX WRENCH 723

Body

102STMML 1/4 2PC BU 137
 A161B DOOR TOOL..... 822
 A177A PAD TOOL..... 822
 A179A PAD TOOL..... 822
 ASGD102BR TRIM PAD SET..... 821
 S6103A TRIM DRI 822
 S6810 8MM 10MM FL SK..... 142
 S9610 SOCKET..... 824
 S9614A TRIM DRI 822
 YA109C WINDSHEILD COLD
 KNIFE 824
 YA1201 DR PL REM..... 822
 YA6620 GM DR HING 823

Brake

B1467A BR WR 807, 814
 B1468 BR TOOL..... 810
 B1470 WRENCH 814
 BT10 BR SPR TOOL..... 808
 BT1360 BR RET 813
 BT27 GM BR SPR..... 808
 S6110A BR WR 807, 814
 S6111 BR WR 11M 814
 S8184 BR WR 814
 STX70E T70 TORX SOC 231
 YA8610B 7PC BR CA 812

Cooling System

HCR1 HTR HOSE COU 746
 LDTSP4 JIFFY-TITE CON 747

SVT262-28A COOL SYS..... 741, 742
 SVT262-29 RAD CAP ADP 742
 TA32A RAD TEST 742
 TA34A RAD TEST 742
 TA36GM RAT TEST A 742
 TA38C CAP ADAP 741, 742
 TA39A 44MM CAP ADAP..... 742
 TA4503 RAD ADAP 743
 TA56 RAD ADAP CHE . 742, 743
 TA57 SPRCHGR CAP 743
 TA92 COOL SYST ADPT 743
 TA93 COOL SYST ADPT
 742, 743

TAB10034 RAD ADAP FOR 744
 TAB10056 RAD ADAP CHE 744
 TAB10093 COOL SYST ADPT 744
 TAB1C035 RAD TEST 742, 744
 TAB1C047 RAD TEST 742, 744
 YA6120 FAN CLCH W 746
 YA6160 FAN CLCH W 746

Diagnostics

EAA0355L10A GM®-1 ADAPTOR 889
 EETM306A06 COIL IN CAP1 .. 893, 887

Diesel

EEPV312C GLOW PLUG ADP 638
 IPK1170 INJ PLR KIT..... 486
 M3503B SOCKET..... 481
 SWR3 WATER SENSOR..... 485
 YA6925 GM DURAMAX F..... 487

Engine Service

A119C OIL PRESSURE..... 773
 A121A SOCKET..... 773
 ADT30KT ALT PULLEY KIT 775
 CJ124A P/S PULLER 461, 775
 CJ147A GM PR STRG 461, 775
 EMSM1222 22MM SENSOR SKT
 1/2IN DR..... 648
 HDP6490 HRMC DMP PULPULY 779
 SAM10LE 1/2D 10MM L 232
 SBT12 ECOTEC TENS..... 777
 SIMDM360TW 1/2IN 36MM 12PT SKT
 THINWAL 240, 243
 YA6555 GM OIL PMP 773
 YA9350B SERP BELT 776
 YA9350B1 SERP BELT 776

Fuel & Engine Systems

A227 3/8DR 27MM FUEL
 SENSOR SKT 642
 EEPV312D DIESEL COMP ADP ... 638
 FID8320 NOID LIGT 644
 FID8339 NOID LIGT 644
 FID8340 NOID LIGT 644
 FIH500 FUEL LINE DI 642
 FLR630 FUEL TANK TOOL..... 642
 LDTJT5 JIFFY-TITE SET..... 643
 M3515 WRENCH 650
 M3564C ADAPTOR 638
 S6134 DIST WR 650
 S9622 DIST WR 650

S9626 DIST WR 650
 TF7001 FUEL ADAPTOR
 (5/16")..... 433
 TF7002 FUEL ADAPTOR
 (5/16")..... 433
 TF7003 FUEL ADAPTOR
 (3/8")..... 433
 TF7004 FUEL DIE, 3/8" 433
 YA9375B OXY SENSO 648

Lubrication

A106 OIL FILTER SOCK
 485, 763
 S3624 36/24 MM..... 485, 763
 S9615A BOX WRENCH 773

Miscellaneous Tools

207EFTXY TORX DR ST 188
 FLCE180 E18 TORX SOCK 183
 FLEP180 18EP TORX PL 183
 FTX47E 47 TORX DRV
 143, 188, 189
 FTX47E2 TORQ BIT..... 188, 189
 FTX500E2 TORX BIT 189, 244
 GFTX500E TORX DRVR 189
 IPSM15 1/2D 15M 241
 PFMTS1E MTS1E SUP 193
 PSTX500E TORX DRVR 244
 SHORTORX TORX DRVR 370

Motorcycle Service Tools

S9704RHS 13/16 RETE 437, 493
 S9724RHS 5/8 RET 437, 493

Pullers

CJ131P PULLER SET 461
 CJ132-6 INST GM 3.1L 462
 CJ134 PULLER 461
 CJ145 GM PULLER 461, 476

Spark Plug Tools

S9723 GM SPARK PLU 437

Testing & Electronics

GMSTB25 GM MLTIFUNC..... 632
 SGT110 10PC TERM 634
 TT12KT TERM TL 633
 YA500GM TERM TL 633
 YAGM1 GM AIRBAG RE 632

Tire & Wheel

ANS1929A LCKNT WR 690
 ANS1930 LCKNT WR 690
 BJP1 BALL JNT P
 695, 696, 697, 787
 CC6630 GM CAMB CA 698
 IMFMS21 SEMI DP SOC..... 197
 IPFM21C 3/8 21MM 6..... 199
 IPSFM21A 21MM SEM DP 199
 IPSM21 21MM SEM DP 241
 IPSM22 1/2D 22MM S 241
 LSR1000A WHL LOCK K 688
 LSR1560 THINWALL FLI 686
 S6109A SOCKET..... 690

S6146..... SOCKET..... 690
SIMDM300 1/2D 30MM 238, 691
SIMM360TW..... 1/2D 36MM 691
SNS2467 4 LG 4WD SPDL 690
SNS2770 6 LG 4WD SPDL 690
SNS3246 4 WD SPDL NT 690
WA7500..... GM STRUT TL 700
YA2223..... 15.5MM TIE R 699
YA2224..... TIE ROD WR 699

Transmission/Drive Line

FHRM10 10MM 3/8D 706
FIH9057B..... FD TRAN DISC 705
FLEL80 3/8DR E8 183
FLEPL100 10EPL TORX P 183
IMDM360 36MM 1/2D 236, 703
IPDF12A 3/8DR 12P 199
M3587 3/4DR PI 703
PFMTS4E MTS4E SPR 193
S6657..... 1/2D 57MM 12 703
SRP1CF SNAP RING PLIERS
W/GRIP 707
SRP2CF..... SNAP RING PLIERS
W/GRIP 707
SRP300CF 3PC SNAP RING
SET RED 707
SRP3CF..... SNAP RING PLIERS
W/GRIP 707
YA3050..... BOOT PLRS 703
YA3080 BOOT PLRS 703
YA9648 GM TRAN TL

Valve Service

YA188LR LNG RCH HAR BL..... 778
YA9140B..... VAL SPRG 783

Honda®/Acura®

Brake

S6110A BRAKE WR 807, 814
YA8610B..... 7PC BRAKE CA 812

Cooling System

SVT262-28A COOLING SYS 741, 742
SVT262-29..... RAD CAP ADP 742
TA38C..... CAP ADP 741, 742
TA39A..... 44MM CAP ADP 742

Engine Service

ADT30KT..... ALT PUL KIT 775
S6193 10MM SOC 774
S6194 12MM SOC 488, 774

Lubrication

OFSH1..... OIL FILTER SOCKET .. 763

Spark Plug Tools

S9714MKL 14MM SPRK P 438
S9714MKMAGA .. 14MM MAG SPK SKT 436

Testing & Electronics

SGTT110..... 10PC TERM 634

Tire & Wheel

BJP1-22A..... BALL JNT ADPT. 695, 696

BJP1-24A..... BALL JNT ADPT. 695, 696
BJP1HONDA HON BALL JNT..... 696
LSRM2000 MET LUGNT 686

Valve Service

YA9140B..... VAL SPRG 783

Nissan®/Subaru®

Brake

S6110A BRAKE WR 807, 814
YA8610B..... 7PC BRAKE CA 812

Cooling System

SVT262-21 ADAPTER 743
SVT262-28A COOLING SYS 741, 742
SVT262-29..... RAD CAP ADP 742

Engine Service

S6160 12MM 8IN L 488, 774
S6193 10MM SOCKET 774
S6194 12MM SOCK 488, 774

Miscellaneous Tools

PFMTS1E..... MTS1E SUP 193

Spark Plug Tools

S9714MK 14MM SPRK P... 438, 516
S9714MKFUA..... 6PT 3/8DR 436
S9714MKL 14MM SPRK P 438
S9714MKMAGA .. 14MM MAG SPK SKT 436
S9714MKR 14MM SPRK P 437

Testing & Electronics

SGTT6A TERM TOOL 634

Tire & Wheel

BJR1..... BALL JNT SOC 697
BJR2 BALL JNT SOC 697
YA2224..... TIE ROD WR 699

Transmission/Drive Line

K1820A..... T70 TORX SOC 231

Valve Service

YA9140B..... VALVE SPR..... 783

Toyota®/Lexus®/Scion®

Body

ASGD102BR..... TRIM PAD TL ST..... 821

Brake

YA8610B..... 7PC BR CA 812

Cooling System

HCP10..... PLIERS 748
SVT262-28R REM COOLING SYS .. 743
TA48..... RAD TES 742
TAB1C049 RAD CAP..... 744

Diagnostics

EETM306A13..... COIL ON PLUG . 887, 893
EETM306A14 COP11 ADPTR... 887, 893

Engine Service

ADT30KT..... ALT PULLEY KIT 775
S6193 10MM SOC 774

S6194 12MM SOC 488, 774
SADM10E..... 10MM DLB HEX..... 232
YA9350B..... SERP B 776

Spark Plug Tools

S9714MK 14MM SPK P 438, 516
S9714MKFUA..... 6PT 3/8D..... 436
S9714MKL 14MM SPK P 438
S9714MKMAGA .. 14MM MAG
SPK SKT 436

Testing & Electronics

SGTT110 10PC TERMINA..... 634

Tire & Wheel

B2193 3/8DR 5PT 693
LSR1560 THINWALL FLI 686
LSRM2000 METRIC LUGNU..... 686
SIMDM300 1/2D 30M 238, 691
YA2218 18MM TIE ROD 699

VW®/Audi®

Body

OF52432 24/36MM FLIP SCK . 485
S8703 SOCKET..... 825

Brake

BBW1270 3PC 11MM BR B..... 814
S6111 BR WR 11M 680
YA8610B..... 7PC BR CA 812

Cooling System

HCP10..... PLIERS 748
SVT262-21 ADAPTER 743
TAB1C023 COOLI SYST ADPT ... 744
YA6210 BMW FAN CL..... 746

Diesel

S6104B..... FUEL INJ SOC 487

Engine Service

204PFSXEBR 3/8DR 4PC ETORX
SWVEXSKT FMSET ... 186
ADT30KT..... ALT PULLY KIT 775
PFSXE908B 3/8 E8 TORX PWR
SWV EXT 186
PFSXE912B 3/8 E8 TORX PWR
SWV EXT 186
SADM10E..... 10MM DLB HEX..... 232
TSS7KIT TRIP SQ..... 192, 233

Lubrication

S3624 36/24 MM..... 485, 763

Testing & Electronics

SGTT110..... 10PC TERM 634

Tire & Wheel

GAW1290 ALIG WRN..... 698
IMDM320 32MM 1/2D
..... 236, 238, 691
SIMDM300 1/2DR 30M 238, 691

Transmission/Drive Line

FHRM7 7MM 3/8D..... 706

Official Website
www.snapon.com

US Customer Service
1-877-762-7664
www.snapon.com
Click on Customer Service in upper right corner of website

Canada Customer Service
1-866-824-0524
www.snapon.com
Click on Customer Service in upper right corner of website

Snap-on Corporate
www.snapon.com/corporate
Request a Franchisee or Snap-on Representative
www.snapon.com
Click on Find a Franchisee in the upper right corner of website

Own a Snap-on Franchise
www.snaponfranchise.com

Snap-on Credit
1-877-777-8455
www.snaponcredit.com

Snap-on Business Solutions
www.sbs.snapon.com

Snap-on Tools International LLC (Foreign Military, US Exports and Distributors)
1-800-786-6600 ext 6473
www.snapon.com/international

Find us on...



www.youtube.com/snaponscanner



www.facebook.com/SnaponTools



www.twitter.com/snapon_inc

Hand Tools
www.snapon.com/handtools

Power Tools
www.snapon.com/powertools

Tool Storage
www.snapon.com/toolstorage

Diagnostics
www.diagnostics.snapon.com

Diagnostics Product Support
1-877-447-6276
diagnostics_Support@snapon.com

Diagnostic Training – Online
www.diagnostics.snapon.com/trainingsolutions

Shop and Technician Tools
www.snapon.com/shoptools

Technical Support

Specialty Meters (circuit testers and multimeters)	1-888-382-6522
Trailer Harness Testers and Adaptors (YA7900A, YA7900AP, LT series)	1-888-786-7899
Handheld Gas Analyzers (all HHGA)	1-888-717-1333
Carbon Monoxide Analyzer (MT706A)	1-888-382-6522
Diagnostic Smoke™ Vapor Producing Machines	1-800-901-1988
Battery Chargers (EEBC100, 400, 500 and accessories)	1-866-713-6007
Electronic Battery Tester (EECS150, 350, 550, 750, DTac and microvat)	1-866-592-8052
ECO™ PLUS A/C Service Center, KoolKare Plus (EEAC325A, EEAC325B, EEAC324A, EEAC324B)	1-866-769-2788
Wheel Balancers and Tire Chargers	1-800-225-5786
Pin Plates and Collet Sets (EEWB3-1A and EEWB3-4)	1-800-242-6687
TPMS3 Technical Support	1-888-621-8767
MIG/TIG Welders and Plasma Cutters	1-800-ABC-WELD
Heavy Duty Transmission Fluid Exchangers (EETF303B, EETF304B, EETF306A)	1-800-303-5874
BrakeKare™ Brake Flush System (EEBR311A)	1-800-393-1272 ext. 230
TransKare™ 1 ATF Exchanger (EETF305A)	1-877-906-1395, press 3 for technical support
FuelKare™ Fuel Service System (EEFS305A)	1-877-906-1395, press 3 for technical support
Fuel System Decarbonizer (EEFS505A)	1-877-776-8486
Blast Cabinet (All YA cabinets)	1-800-253-3661
Solvent Based Parts Washers (all PBC and PBD washers)	1-800-253-3661
Gauge Sets (Compression, Fuel Injection and Pressure)	1-855-779-8880

Snap-on General Contacts – International

Snap-on Australia Customer Service
1-800-810 581
www.snapontools.com.au

Snap-on Japan
www.snapon.co.jp

Snap-on Germany
www.snapon.de
+49-3723-6682012
E-mail: decustomerservice@snapon.com

Snap-on International
www.snapon.com/international

Snap-on Italy
www.snapon.it

Snap-on Mexico
www.snapon.com.mx

Snap-on Netherlands/Belgium
www.snap-on.eu
+31-251-209715
E-mail: nlcustomerservice@snapon.com

Snap-on UK
www.snapon.co.uk

Snap-on UK Customer Service
01536 413990
E-mail: kettcustomerservice@snapon.com

Government and Industrial

Snap-on Industrial
www.snapon.com/industrial

Snap-on Industrial Customer Service, US
1-877-740-1900
E-mail: order.crystallake.rcsc@snapon.com

Snap-on US Government Customer Service
1-888-418-5600
Fax: 1-888-418-5900
E-mail: contract.sales@snapon.com

Canada Industrial and Government Customer Service
1-888-451-8665
Fax: 1-888-447-8665
E-mail: canadacustomer@snapon.com
Francais: canadaservicealclientele@snapon.com

Snap-on Tools International LLC (Foreign Military, US Exports and Distributors)
1-800-786-6600 Ext 6473
Fax: 1-262-656-4672
emails: Intl.sales@snapon.com

Snap-on Industrial Europe
www.snaponindustrial.eu

Snap-on Industrial UK
www.snapon.com/uk/industrial
Industrial and Government Customer Service
01536 413904
E-mail: industrialuk@snapon.com

Industrial Customer Service Australia
1800 811 480
E-mail: sota.ind.customerservice@snapon.com

Snap-on Equipment
www.snaponequipment.com
Equipment Service – North America
1-800-225-5786

SNAP-ON TOOLS INTERNATIONAL LLC

2801 80th Street
Kenosha, WI 53143

Telephone: For general inquiries 262-656-5200 (For export inquiries from within the USA) 1-262-656-5288 or 1-262-656-5119

Fax: 1-262-656-1403 / 1-262-656-0837 **e-mail:** intl.sales@snapon.com

European Division Office – South

2801 80th Street
Kenosha, WI 53143
Telephone: 1-262-656-5288
Fax: 1-262-656-1403
e-mail: european.division.south@snapon.com

Asia/Pacific Division

25 Tagore Lane #01-02
Singapore 787602
Telephone: +(65) 6451-5570
Fax: +(65) 6459-1520
e-mail: enquire.cs@snapon.com
Internet: http://snapon.com.sg

South East Europe – Middle East/Africa

(SEEMEA) Division

P.O. Box 65 033
Athens 15410, Greece
Telephone: +30 210 6724828
Fax: +30 210 6725754
e-mail1: seemead@snapon.com
e-mail2: south.east.europe.me.division@snapon.com

United Kingdom:

Snap-on Tools – Head Office and Distribution Centre

Telford Way
Kettering
Northants NN16 8SN, England
Telephone: 01536 413800
Fax: 01536 413900

Industrial – Government and Education,

Sales Division – Snap-on Tools

Industrial Business Centre
38A Telford Way, Kettering
Northants NN16 8UN, England
Telephone: +44 (0)1536 413904
Fax: 01536 413874
e-mail: industrialuk@snapon.com

U.K. Service Center

Snap-on Tools Ltd.
Telford Way,
Kettering
Northants NN16 8UN, England
Telephone: 01536 413800
Fax: 01536 410740
e-mail: kettcustserv@snapon.com

Snap-onTools (Australia) Pty LTD.

National Distribution Centre
80 Holbeche Road
P.O. Box 6077
Blacktown, NSW 2148 Australia
Telephone: (61) 2-9837-9100
Fax: (61) 2-9837-9199
e-mail: sota.customerservice@snapon.com

Snap-on do Brasil Comércio e Indústria Ltda.

Rua Juscelino Kubitschek de Oliveira, 470
Santa Bárbara d'Oeste, SP
13456-401 Brazil
Telephone: +55 (19) 2108 1000
Fax: +55 (19) 2108 1040
e-mail: IndustrialBrazil@snapon.com
www.snapon.com.br

Snap-on Tools B.V. – Netherlands

Snap-on Tools B.V.
De Trompet 2100
1967 DC HEEMSKERK
The Netherlands
Telephone: +31 (0) 20 5682666
Fax: +31 (0) 20-5682670
e-mail: benelux.info@snapon.com
Internet: www.snapon.com/nl

Snap-on Industrial Belgium & Luxembourg Division

SNA Germany GmbH
Willettsstrasse 10
40822 Mettmann
Germany
Telephone: +32-(0)14-231967
Fax: +32-(0)14-232627
e-mail: industrial.be@snapon.com
Internet: www.snapon.com/eu/industrial

Snap-on Dealer Group Germany Division

Geschäftsbereich Snap-on Tools
SNA Germany GmbH
Gewerbering 1
09337 Hohenstein-Ernstahl / OT Wustenbrand
Germany
Telephone: +49-(0)3723-66820-12/13
Fax: +49-(0)3723-66820-14
e-mail: decustomerservices@snapon.com
Internet: www.snapon.de

Snap-on Industrial Belgium & Luxembourg Division

SNA Germany GmbH
Auf dem Hüls 5
40822 Mettmann
Germany
Telephone: +32-(0)14-231967
Fax: +32-(0)14-232627
e-mail: industrial.be@snapon.com
Internet: www.snapon.com/eu/industrial

Snap-on Industrial International Division

SNA Germany GmbH
Willettsstrasse 10
40822 Mettmann
Germany
Telephone: +33-(0) 3 88 65 61 50
Fax: +33-(0) 3 88 65 61 51
e-mail: snapon-intl.europe@snapon.com
Internet: www.snapon.com/eu/industrial

Snap-on Industrial Germany Division

SNA Germany GmbH
Willettsstrasse 10
40822 Mettmann
Germany
Telephone: +49-(0)2104-950-911
Fax: +49-(0)2104-950-999
e-mail: Indus.germany@snapon.com
Internet: www.snapon.com/eu/industrial

Snap-on Industrial USA Government Business Unit

SNA Germany GmbH
Willettsstrasse 10
40822 Mettmann
Germany
Telephone: +49-(0)2104-950-928
Fax: +49-(0)2104-950-955
e-mail: Indus.germany@snapon.com

Snap-on Industrial Netherlands Division

SNA Germany GmbH
Willettsstrasse 10
40822 Mettmann
Germany
Telephone: +31-(0)880 104000
Fax: +31-(0)880 104010
e-mail: industrial.nl@snapon.com
Internet: www.snapon.com/eu/industrial

Snap-on Tools Italia S.r.l.

via Bizet, 43/45
20092 Cinisello Balsamo (MI), Italy
Telephone: +39 02 66 04 53 70
Fax: +39 02 61 29 78 15
e-mail: indus.italia@snapon.com
Internet: www.snapon.com/eu/industrial

Snap-on Tools Japan, K.K.

Snap-on, Bahco
2-1-6 Shinkiba, Koto-ku,
Tokyo, 136-0082 JAPAN
Telephone (Franchisee): +81-3-5534-1285
Telephone (Commercial): +81-3-5534-1293
Fax: 81-3-5534-1284
e-mail: SOJ-INFO@snapon.co.jp

SNAP-ON TOOLS INTERNATIONAL LLC

2801 80th Street
Kenosha, WI 53143

Telephone: For general inquiries 262-656-5200 (For export inquiries from within the USA) 1-262-656-5288 or 1-262-656-5119
Fax: 1-262-656-1403 / 1-262-656-0837

e-mail: intl.sales@snapon.com

Snap-on Tools Singapore Pte. Ltd.

25 Tagore Lane #01-01
Singapore 787602
Telephone: +(65) 6451-5570
Fax: +(65) 6451-5574
e-mail: enquire.cs@snapon.com
Internet: http://snapon.com.sg

Snap-on Tools Singapore Pte. Ltd Malaysia Branch

B-6-10, Street Mall, One South
Jalan OS, Taman Serdang Perdana
43300 Seri Kembangan
Selangor, Malaysia
Telephone +(60-3) 8957 1938
Fax +(60-3) 8957 2938
e-mail: enquire.cs@snapon.com

Snap-on Tools Singapore Pte. Ltd Philippines Branch

Unit 801 Prime Land, Market St.
Madrigal Business Park, Ayala Alabang
Muntinlupa City, 1781 Philippines
Telephone: +(63-2) 843 7935
Fax: +(63-2) 843 7730
e-mail: enquire.cs@snapon.com

Snap-on Tools Singapore Pte. Ltd Indonesia Branch

Graha Pratama Building
14th Floor
Jl.M.T Haryono Kav. 15
Jakarta 12810, Indonesia
Telephone: +(62-21) 8370-9611
Fax: +(62-21) 8370-9612
e-mail: enquire.cs@snapon.com

Snap-on Tools Singapore Pte. Ltd Thailand Branch

Talomsin Bulding
924 Rama 3 Road
Bangpongpang Yannawa
Bangkok 10120, Thailand
Telephone: +(63-2) 8843-7935
Fax: +(63-2) 8843-8262
e-mail: enquire.cs@snapon.com

Snap-on Trading (Shanghai) Co., Ltd.

Unit 2001-2005, Cross Tower
318 Fuzhou Road, Shanghai 200001
P. R. China
Telephone: +(8621) 6391-2388
Fax: +(8621) 6391-2382
e-mail: esales.cn@snapon.com
Internet: www.snapon.com.cn

Snap-on Tools Hong Kong Ltd.

Unit 2010, 20/F, Laford Centre,
838 Lai Chi Kok Road,
Cheung Sha Wan, Kowloon
Hong Kong
Telephone: +(852) 2370-3700
Fax: +(852) 2370-3400
e-mail: esales.hk@snapon.com
Internet: www.snapon.com.hk

Snap-on Tools Singapore Pte. Ltd. Taiwan Branch

4 Kanchanapisek Road,
Prawet, Bangkok 10250
Telephone: +(66) 2026 3255
Fax: +(886) (2)-2298 2288
e-mail: esales.tw@snapon.com

Snap-on Tools Korea Ltd.

#201-205, Sambo techno tower 122,
Joaru-ro 385beon-gil
Bucheon, Gyeonggi-do,
Republic of Korea
Telephone: +(8232) 326-7310
Fax: +(8232) 326-7312
e-mail: enquire.cs@snapon.com
Internet: www.snaponKorea.kr

Snap-on Tools Private Limited Head Office and North Region Office

6/2 Begumpur Khatola, 39 Milestone
Behind Grace Toyota Showroom, NH-8,
Gurgaon - 122004, Harayana
India
Telephone: 0124-4599700
Fax: 0124-4056866
e-mail: esales.in@snapon.com.
Internet: www.snaponindia.in
Toll Free No: 1800-419-0450

Snap-on Tools Private Limited Western Region Office (Mumbai)

Dilkap Chambers 404/406, 4th Floor
Fun Republic Lane,
Nr. Bansali Engineering
Veera Desai Road, Andheri West
Mumbai - 400053, Maharashtra, India
Telephone: 022-67020909/400
Fax: 022-67413788
e-mail: esales.in@snapon.com

Snap-on Tools Private Limited Southern Region Office (Bengaluru)

#132, Palace Cross Road
Near Palace Garden Apartment
Bengaluru - 560020,
Karnataka, India
Telephone: 080-65375197/98/99

Snap-on Tools Private Limited

North Region - Chandigarh Branch

House No. 3235, 2nd Floor
Sector - 27D
Near Radha Swami Satsang Vyas
Chandigarh - 160019, India
Telephone: 07814087650,
07814187650

Snap-on Tools Private Limited

North Region - Lucknow Branch

Flat No. 806
Kalindi Ville
116-117, Vijayeeppur Faizabad Road
Gomti Nagar, Lucknow-2260610,
Uttar Pradesh, India

Snap-on Tools Private Limited

South Region - Chennai Branch

Flat # N, "Cee Dee Yes Enclave", Old # 1/3
New # 27, Kumaran Colony
Third Street, Vadapalani
Chennai - 600026, Tamil Nadu, India
Telephone: 044-43021304

Snap-on Tools Private Limited

South Region - Hyderabad Branch

1-8-308/4, 1st Floor, Beside Bajaj Service
Street # 1, Patigadda
Secunderabad - 500003, Telangana, India
Telephone: 040-27907650

Snap-on Tools Private Limited

East Regional Office - Kolkata

40/6 A, Ballygunge Circular Road
Near Ballygunge Phari
Kolkata-700019, West Bengal, India
Telephone: 033-40081440 / 441

Snap-on Tools Private Limited

West Region - Pune Branch

GAT No. 2328/1, Chowkhi Dhani Road,
Off Nagar Road, Wagholi,
Pune-412207, Maharashtra, India
Telephone: 08956322112,
08956422112

Snap-on Tools Private Limited

West Region - Ahmedabad Branch

A- 404, Pravah Apartment
Nr. Judges Bungalow, Bodakdev
Ahmedabad - 380015, Gujarat, India
Telephone: 079-40051416

Snap-on Tools Private Limited

OTI Region - Sri Lanka

C/o 7A Castle Lane
Colombo-00400, Sri Lanka
Telephone: +94 11 2055162
Fax: +94 11 2055163

Snap-on Tools Private Limited

OTI Region - Pakistan Branch

Office #205, Second Flood
Progressive Plaza, Beaumont Road
Civil Lines, Karachi-75300, Pakistan
Telephone: +92 321 1700444

Snap-on/Sun de Mexico S.A. de C.V.

Av. Gustavo Baz No. 180-F
Col. San Jerónimo Tepetlaco
C.P. 54090
Tlalneantla, Estado de México
Telephone: +(52) 55 5010 3000
e-mail: contactanos@snapon.com
www.snapon.com.mx

Snap-on South Africa

6 Hippo Park
12 Kubu Avenue
Riverhorse Valley
Durban 4051
South Africa
Telephone: +27 861 762 766
Fax: +27 861 762 767
e-mail: enquiries@snapon.co.za
Internet: www.snapon.co.za

Snap-on Canada - Industrial Sales Division

Snap-on Tools of Canada Co.
195A Harry Walker Parkway North
Newmarket, ON
L3Y 7B3 Canada
Toll Free: 1-888-451-8665
Toll Free Fax: 1-888-447-8665
email: Canadaindustrial@snapon.com
Internet: www.snapon.com/canada

Calgary Velocity & National Repair Centre

7403-48th Street S.E.
Calgary, Alberta T2C 4H6
Telephone: 1-403-720-0525
Toll Free: 1-800-263-8665
Fax: 1-403-720-0550
Toll Free Fax: 1-888-638-1111

Snap-on Canada - Industrial Sales Division

Snap-on Tools of Canada Ltd.
16775 Yonge Street Suite 300
Newmarket, ON
L3Y 8J4 Canada
Toll Free: 1-888-451-8665
Toll Free Fax: 1-888-447-8665
email: Canadaindustrial@snapon.com
Internet: www.snapon.com/canada

For specific product warranty information contact your franchisees or Snap-on Customer Care Center via 1-877-762-7664 or email: nccsupport@snapon.com

Warranty for Products

Snap-on Logistics Company, or its assigns, ("Snap-on") warrants to customers who purchase products from authorized Snap-on distribution channels that Snap-on® brand products and Blue-Point® brand products will be free from defects in workmanship and materials for a duration described in each product's warranty code. The warranty duration depends upon the nature of the product. Prior to a product purchase, or if the product information for purchased product does not include a warranty code with the applicable duration, customer can obtain the product warranty code and warranty duration from a Snap-on franchisee or representative. If customer is not serviced by a Snap-on franchisee or representative, then the product warranty code and warranty duration may be obtained by contacting the Snap-on Customer Care Center via telephone at 1-877-762-7664 or e-mail nccsupport@snapon.com. Outside North America, contact the closest sales office shown on pages G2-G3. Consumable products are warranted, at the time of sale, only against defects in workmanship or materials that prevent their use. Consumable products are goods reasonably expected to be used up or damaged during use, including but not limited to drill bits, saw blades, grinding discs, sanding discs, knife blades, files, O2 sensors and batteries. To the extent permitted by law, this warranty only extends to the original customer and cannot be transferred or assigned.

During the applicable duration of the warranty, at its option, Snap-on will repair or replace its products which fail to give satisfactory service due to defective workmanship or materials, or provide a refund by repaying or crediting customer with an amount equal to the purchase price of such products. Repair, replacement or refund shall be at the election and expense of Snap-on, and is customer's exclusive remedy in place of all other rights and remedies. Any products or parts replaced or for which Snap-on has provided a refund are the property of Snap-on and will not be returned.

To obtain warranty service, return products to a Snap-on franchisee or representative.

For customers not serviced by a Snap-on franchisee or representative, contact the Snap-on Customer Care Center via telephone at 1-877-762-7664 or e-mail nccsupport@snapon.com. Outside North America, contact the closest sales office shown on pages G2-G3. The following information will be required with customer's warranty request: (1) date and proof of purchase, (2) where customer purchased the product, (3) full name, (4) shipping address, (5) phone number, (6) e-mail address, and (7) item number(s) or approximate weight of return package. Warranty requests that do not include all the required information will not be processed. Once the warranty request is validated, the customer will be provided a RGA number and will be sent a shipping label either electronically through e-mail or through the US mail, and must ship the product to Snap-on. Upon receipt of the product, the warranty claim will be reviewed and the product will be inspected. If the warranty request is found to be valid, the product will be repaired and returned to the customer or a replacement product or refund will be shipped to the customer. If the warranty claim is found to be invalid, the original product will be returned to the customer. By repairing or replacing a product, or providing a refund, Snap-on does not waive a claim that a product nevertheless has been subject to abnormal use.

If customer chooses not to (1) use a carrier that offers tracking or (2) insure or declare the full value of the product, customer will be responsible for any loss or damage to the product during shipping. Replacement or refund will not be issued unless a valid proof of delivery can be provided.

In addition to any limitations outlined in warranty codes provided with the product, Snap-on does NOT provide any warranty for (1) products labeled other than Snap-on or Blue-Point or (2) products subjected to "abnormal use". Products that are not labeled Snap-on or Blue-Point are subject to the warranty provided by the manufacturers of those products and Snap-on will pass along any such warranties, to the extent that it is permitted to do so, but it is not responsible for warranty services or processing warranty claims. "Abnormal use" includes misuse, accident, modification, unreasonable use, abuse, neglect, lack of maintenance, use in product related service, or use after the product is significantly worn. Abnormal use of tool storage units also includes, without limitation, situations when a unit is pulled using a mechanical vehicle, rolled over large drops, used in a highly corrosive environment, used as a step stool, modified with non-Snap-on parts, overloaded or modified in any way.

THE FOREGOING WARRANTY IS IN LIEU OF AND EXCLUDES ALL OTHER WARRANTIES NOT EXPRESSLY SET FORTH HEREIN, WHETHER EXPRESS, IMPLIED OR COLLATERAL, BY OPERATION OF LAW OR OTHERWISE, INCLUDING BUT NOT LIMITED TO ANY IMPLIED WARRANTIES OF MERCHANTABILITY OR FITNESS FOR A PARTICULAR PURPOSE. Descriptions of product contained in this catalog are for the sole purpose of identifying product and shall not be construed as an express warranty.

LIMITATION OF LIABILITY. SNAP-ON AND ITS AFFILIATED COMPANIES AND THIRD PARTY SUPPLIERS SHALL NOT BE LIABLE FOR ANY INCIDENTAL, SPECIAL OR CONSEQUENTIAL LOSSES, COSTS OR DAMAGES INCURRED BY CUSTOMER OR OTHERS, INCLUDING PERSONAL INJURY OR DEATH, DIRECTLY OR INDIRECTLY ARISING FROM THE SALE, HANDLING OR USE OF THE PRODUCTS, OR FROM ANY OTHER CAUSE WITH RESPECT TO THE PRODUCTS OR THE FOREGOING WARRANTY, WHETHER SUCH CLAIM IS BASED UPON BREACH OF CONTRACT, BREACH OF WARRANTY, STRICT LIABILITY IN TORT, NEGLIGENCE OR ANY OTHER LEGAL THEORY (INCLUDING WITHOUT LIMITATION, LOST PROFITS, REVENUES, ANTICIPATED SALES, BUSINESS OPPORTUNITIES, GOODWILL, OR INTERRUPTION OF BUSINESS OR OTHER INJURY OR DAMAGE).

To the extent allowed by applicable law, this warranty and all rights and obligations hereunder shall be governed by and construed in accordance with the laws of the State of Wisconsin, without reference to principles of conflicts of laws. The rights and obligations of the parties hereunder shall not be governed by the 1980 U.N. Convention on Contracts for the International Sale of Goods.

All parts of this warranty apply to the extent permitted by law and unless restricted or prohibited by law. You may have greater rights pursuant to the legislation of your jurisdiction. Any provision which is prohibited or unenforceable in any jurisdiction shall, as to such jurisdiction, be ineffective to the extent of such prohibition or unenforceability but shall not affect the enforceability of such provision in any other jurisdiction.

Your Safety Is Important To Us

Personal safety and the proper use of tools and equipment are reflected in safety statements found throughout this catalog. More safety precautions for these products are detailed on pages W1 to W4.

Using the right tool and using it properly for the job it is designed for are both very important. It will help to safeguard the user as well as the tools and equipment.

Important Notice

We reserve the right to make changes in design or construction at any time without incurring any obligation in incorporating such changes in tools or equipment previously sold. We also reserve the right to discontinue the manufacture or offering for sale through Snap-on franchisee or representatives of any tools or equipment at such time as we consider necessary. We cannot accept the responsibility for the results of using tools which have been abused or badly worn, such as punches and chisels mushroomed by hammer blows, or the incorrect use of tools, or tools repaired by others. This catalog is distributed by Snap-on Incorporated globally and not all items may be available in each country. For detailed information about the availability and pricing, please contact your local Snap-on representative.

Tool Dimension Accuracy

Dimensions shown in this catalog have been rounded to the nearest fractional size or nearest tenth millimeter and are not exact product specifications. Ask your Snap-on representative for product specifications if required.

ISO 9001 Certified

The Snap-on Quality Management System, including merchandised product procurement, is certified to ISO 9001

ISO 14001/OHSAS 18001 Certified

Snap-on facilities are guided by the Snap-on Environmental, Health and Safety Management System, which is certified to ISO 14001 and OHSAS 18001. These certifications demonstrate that the Snap-on Quality, Environmental, Health and Safety Management Systems conform to internationally recognized quality standards as verified by independent audits.



Trademarks

The following are trademarks, some registered in the United States and other countries, of Snap-on Incorporated:

Snap-on®, Blue-Point®, BrakeKare™, Crud Thug®, Docker Locker®, D-TACT™, Dual 80®, ECO™ PLUS, Electrotork®, ETHOS®, Fast-Track®, Flank Drive®, Flank Drive® Plus, FuelKare™, InPulse™, Instinct®, ISO-Ride® and design, KOOL KARE™ PLUS, Lock'n Roll®, Loxocket®, MicroVAT™, Mitchell1®, MODIS™, PowerBank™, PowerCab™, PowerEdge™, PowerFlex™, PowerHouse™, PowerTop™, Scanner™, ShopKey®, ShopKey Live™, Slots-N-Dots™, SmartSmoke®, SOLUS PRO™, SOLUS™, SOLUS Ultra®, Talon Grip™, TechAngle®, TechLog™, Techmometry™, Techwrench®, TORQLOG®, TORQOMETER®, Torque Tester™, Training Solutions®, TransDrive™ logo, TransDrive™, TransKare™, Vantage PRO™, Versameter®, Versatest™, Versatorq®, Versatorq1, VERUS®, THEBIS™.

Listed below are some other trademarks which appear throughout this catalog. They are the sole property of the owners.

4Runner®, Accord®, ACR®, Aerostar®, ARO®, Astro®, Avalanche®, Beetle®, Bonneville®, Boxster®, Bravada®, Cadillac®, Camaro®, Camry®, Caprice®, Caravan®, Cayenne®, Cherokee®, Civic®, Corolla®, Corvette®, Crossfire®, Crown Victoria®, DeVille®, Durango®, Element®, Envoy®, EOS®, Escalade®, Escort®, Fiesta®, Grand Am®, Grand Cherokee®, Grand Prix®, HHR®, Highlander®, Hummer®, Intrepid®, ION®, Jetta®, Latch-on®, Magnum®, Malibu®, Maxima®, Monte Carlo®, Mustang®, Odyssey®, Panamera®, Passat®, Phillips®, Prelude®, Rabbit®, Ram®, Silverado®, Solstice®, Suburban®, Tahoe®, Tempo®, Thunderbird®, Torx®, Velcro®, Vibe®, Windstar®.

All other marks are trademarks of their respective holders.

Showing Millimeter Sizes, Fractional and Decimal Inch Sizes, and Drill Number Sizes

Note: To convert from inches to millimeters, multiply by 25.4; to convert from millimeters to inches, multiply by 0.03937

M	DE	F	DN	M	DE	F	DN	M	DE	F	DN	M	DE	F	DN	M	DE	F	M	DE	F
0.10	0.0039	—	—	1.85	0.0728	—	—	—	0.1660	—	19	7.25	0.2854	—	—	13.49	0.5313	17/32	35.00	1.3780	—
0.15	0.0059	—	—	—	0.0730	—	49	4.25	0.1673	—	—	7.30	0.2874	—	—	13.50	0.5315	—	36.00	1.4173	—
0.20	0.0079	—	—	1.90	0.0748	—	—	4.30	0.1693	—	—	—	0.2900	—	L	13.89	0.5469	35/64	36.51	1.4375	1 7/16
0.25	0.0098	—	—	—	0.0760	—	48	—	0.1695	—	18	7.40	0.2913	—	—	14.00	0.5512	—	37.00	1.4567	—
0.30	0.0118	—	—	1.95	0.0768	—	—	4.37	0.1719	11/64	—	—	0.2950	—	M	14.29	0.5625	9/16	38.00	1.4961	—
—	0.0135	—	80	1.98	0.0781	5/64	—	—	0.1730	—	17	7.50	0.2953	—	—	14.50	0.5709	—	38.10	1.5000	1 1/2
0.35	0.0138	—	—	—	0.0785	—	47	4.40	0.1732	—	—	7.54	0.2969	19/64	—	14.68	0.5781	37/64	39.00	1.5354	—
—	0.0145	—	79	2.00	0.0787	—	—	—	0.1770	—	16	7.60	0.2992	—	—	15.00	0.5906	—	39.69	1.5625	1 9/16
0.40	0.0156	1/64	—	2.05	0.0807	—	—	4.50	0.1772	—	—	—	0.3020	—	N	15.08	0.5938	19/32	40.00	1.5748	—
0.40	0.0157	—	—	—	0.0810	—	46	—	0.1800	—	15	7.70	0.3031	—	—	15.48	0.6094	39/64	41.00	1.6142	—
—	0.0160	—	78	—	0.0820	—	45	4.60	0.1811	—	—	7.75	0.3051	—	—	15.50	0.6102	—	41.28	1.6250	1 5/8
0.45	0.0177	—	—	2.10	0.0827	—	—	—	0.1820	—	14	7.80	0.3071	—	—	15.88	0.6250	5/8	42.00	1.6535	—
—	0.0180	—	77	2.15	0.0846	—	—	4.70	0.1850	—	13	7.90	0.3110	—	—	16.00	0.6299	—	42.86	1.6875	1 11/16
0.50	0.0197	—	—	—	0.0860	—	44	4.75	0.1870	—	—	7.94	0.3125	5/16	—	16.27	0.6406	41/64	43.00	1.6929	—
—	0.0200	—	76	2.20	0.0866	—	—	4.76	0.1875	3/16	—	8.00	0.3150	—	—	16.50	0.6496	—	44.00	1.7323	—
—	0.0210	—	75	2.25	0.0886	—	—	4.80	0.1890	—	12	—	0.3160	—	O	16.67	0.6563	21/32	44.45	1.7500	1 3/4
0.55	0.0217	—	—	—	0.0890	—	43	—	0.1910	—	11	8.10	0.3189	—	—	17.00	0.6693	—	45.00	1.7717	—
—	0.0225	—	74	2.30	0.0906	—	—	4.90	0.1929	—	—	8.20	0.3228	—	—	17.07	0.6719	43/64	46.00	1.8110	—
0.60	0.0236	—	—	2.35	0.0925	—	—	—	0.1935	—	10	—	0.3230	—	P	17.46	0.6875	11/16	46.04	1.8125	1 13/16
—	0.0240	—	73	—	0.0935	—	42	—	0.1960	—	9	8.25	0.3248	—	—	17.50	0.6890	—	47.00	1.8504	—
—	0.0250	—	72	2.38	0.0938	3/32	—	5.00	0.1969	—	—	8.30	0.3268	—	—	17.86	0.7031	45/64	47.63	1.8750	1 7/8
0.65	0.0256	—	—	2.40	0.0945	—	—	—	0.1990	—	8	8.33	0.3281	21/64	—	18.00	0.7087	—	48.00	1.8898	—
—	0.0260	—	71	—	0.0960	—	41	5.10	0.2008	—	—	8.40	0.3307	—	—	18.26	0.7188	23/32	49.00	1.9291	—
0.70	0.0276	—	—	2.45	0.0965	—	—	—	0.2010	—	7	—	0.3320	—	Q	18.50	0.7283	—	49.21	1.9375	1 15/16
—	0.0280	—	70	—	0.0980	—	40	5.16	0.2031	13/64	—	8.50	0.3346	—	—	18.65	0.7344	47/64	50.00	1.9685	—
—	0.0292	—	69	2.50	0.0984	—	—	—	0.2040	—	6	8.60	0.3386	—	—	19.00	0.7480	—	50.80	2.0000	2
0.75	0.0295	—	—	—	0.0995	—	39	5.20	0.2047	—	—	—	0.3390	—	R	19.05	0.7500	3/4	51.00	2.0079	—
—	0.0310	—	68	—	0.1015	—	38	—	0.2055	—	5	8.70	0.3425	—	—	19.45	0.7656	49/64	52.00	2.0472	—
0.79	0.0313	1/32	—	2.60	0.1024	—	—	5.25	0.2067	—	—	8.73	0.3438	11/32	—	19.50	0.7677	—	52.39	2.0625	2 1/16
0.80	0.0315	—	—	—	0.1040	—	37	5.30	0.2087	—	—	8.75	0.3445	—	—	19.84	0.7813	25/32	53.00	2.0866	—
—	0.0320	—	67	2.70	0.1063	—	—	—	0.2090	—	4	8.80	0.3465	—	—	20.00	0.7874	—	53.98	2.1250	2 1/8
—	0.0330	—	66	—	0.1065	—	36	5.40	0.2126	—	—	—	0.3480	—	S	20.24	0.7969	51/64	54.00	2.1260	—
0.85	0.0335	—	—	2.75	0.1083	—	—	—	0.2130	—	3	8.90	0.3504	—	—	20.50	0.8071	—	55.00	2.1654	—
—	0.0350	—	65	2.78	0.1094	7/64	—	5.50	0.2165	—	—	9.00	0.3543	—	—	20.64	0.8125	13/16	55.56	2.1875	2 3/16
0.90	0.0354	—	—	—	0.1100	—	35	5.56	0.2188	7/32	—	—	0.3580	—	T	21.00	0.8268	—	56.00	2.2047	—
—	0.0360	—	64	2.80	0.1102	—	—	5.60	0.2205	—	—	9.10	0.3583	—	—	21.03	0.8281	53/64	57.00	2.2441	—
—	0.0370	—	63	—	0.1110	—	34	—	0.2210	—	2	9.13	0.3594	23/64	—	21.43	0.8438	27/32	57.15	2.2500	2 1/4
0.95	0.0374	—	—	—	0.1130	—	33	5.70	0.2244	—	—	9.20	0.3622	—	—	21.50	0.8465	—	58.00	2.2835	—
—	0.0380	—	62	2.90	0.1142	—	—	5.75	0.2264	—	—	9.25	0.3642	—	—	21.83	0.8594	55/64	58.74	2.3125	2 5/16
—	0.0390	—	61	—	0.1160	—	32	—	0.2280	—	1	9.30	0.3661	—	—	22.00	0.8661	—	59.00	2.3228	—
1.00	0.0394	—	—	3.00	0.1181	—	—	5.80	0.2283	—	—	—	0.3680	—	U	22.23	0.8750	7/8	60.00	2.3622	—
—	0.0400	—	60	—	0.1200	—	31	5.90	0.2323	—	—	9.40	0.3701	—	—	22.50	0.8858	—	60.33	2.3750	2 3/8
—	0.0410	—	59	3.10	0.1220	—	—	—	0.2340	—	A	9.50	0.3740	—	—	22.62	0.8906	57/64	61.00	2.4016	—
1.05	0.0413	—	—	3.18	0.1250	1/8	—	5.95	0.2344	15/64	—	9.53	0.3750	3/8	—	23.00	0.9055	—	61.91	2.4375	2 7/16
—	0.0420	—	58	3.20	0.1260	—	—	6.00	0.2362	—	—	—	0.3770	—	V	23.02	0.9063	29/32	62.00	2.4409	—
—	0.0430	—	57	3.25	0.1280	—	—	—	0.2380	—	B	9.60	0.3780	—	—	23.42	0.9219	59/64	63.00	2.4803	—
1.10	0.0433	—	—	—	0.1285	—	30	6.10	0.2402	—	—	9.70	0.3819	—	—	23.50	0.9252	—	63.50	2.5000	2 1/2
1.15	0.0453	—	—	3.30	0.1299	—	—	—	0.2420	—	C	9.75	0.3838	—	—	23.81	0.9375	15/16	64.00	2.5197	—
—	0.0465	—	56	3.40	0.1339	—	—	6.20	0.2441	—	—	9.80	0.3858	—	—	24.00	0.9449	—	65.00	2.5591	—
1.19	0.0469	3/64	—	—	0.1360	—	29	6.25	0.2460	—	D	—	0.3860	—	W	24.21	0.9531	61/64	65.09	2.5625	2 9/16
1.20	0.0472	—	—	3.50	0.1378	—	—	6.30	0.2480	—	—	9.90	0.3898	—	—	24.50	0.9646	—	66.00	2.5984	—
1.25	0.0492	—	—	—	0.1405	—	28	6.35	0.2500	1/4	E	9.92	0.3906	25/64	—	24.61	0.9688	31/32	66.68	2.6250	2 5/8
1.30	0.0512	—	—	3.57	0.1406	9/64	—	6.40	0.2520	—	—	10.00	0.3937	—	—	25.00	0.9843	—	67.00	2.6378	—
—	0.0520	—	55	3.60	0.1417	—	—	6.50	0.2559	—	—	—	0.3970	—	X	25.00	0.9844	63/64	68.00	2.6772	—
1.35	0.0531	—	—	—	0.1440	—	27	—	0.2570	—	F	—	0.4040	—	Y	25.40	1.0000	1	68.26	2.6875	2 11/16
—	0.0550	—	54	3.70	0.1457	—	—	6.60	0.2598	—	—	10.32	0.4063	13/32	—	26.00	1.0236	—	69.00	2.7165	—
1.40	0.0551	—	—	—	0.1470	—	26	—	0.2610	—	G	—	0.4130	—	Z	26.99	1.0625	1 1/16	69.85	2.7500	2 3/4
1.45	0.0571	—	—	3.75	0.1476	—	—	6.70	0.2638	—	—	10.50	0.4134	—	—	27.00	1.0630	—	70.00	2.7559	—
1.50	0.0591	—	—	—	0.1495	—	25	6.75	0.2656	17/64	—	10.72	0.4219	27/64	—	28.00	1.1024	—	71.00	2.7953	—
—	0.0595	—	53	3.80	0.1496	—	—	6.75	0.2657	—	—	11.00	0.4331	—	—	28.58	1.1250	1 1/8	71.44	2.8125	2 13/16
1.55	0.0610	—	—	—	0.1520	—	24	—	0.2660	—	H	11.11	0.4375	7/16	—	29.00	1.1417	—	72.00	2.8346	—
1.59	0.0625	1/16	—	3.90	0.1535	—	—	6.80	0.2677	—	—	11.50	0.4528	—	—	30.00	1.1811	—	73.00	2.8740	—
1.60	0.0630	—	—	—	0.1540	—	23	6.90	0.2717	—	—	11.51	0.4531	29/64	—	30.16	1.1875	1 3/16	73.03	2.8750	2 7/8
—	0.0635	—	52	3.97	0.1563	5/32	—	—	0.2720	—	I	11.91	0.4688	15/32	—	31.00	1.2205	—	74.00	2.9134	—
1.65	0.06																				



Snap-on Tools Company LLC, Kenosha, WI
Minnesota Franchise Registration No. F-2327

DO YOU KNOW SOMEONE WHO'S READY TO OWN IT?

- #1 Tool Brand in the World
- #2 Franchise for Veterans - Entrepreneur Magazine, 2019
- Entrepreneur Franchise 500 Top Tool Franchise
- Financing may be available through Snap-on Credit
- Proven business model and extensive initial training



Snap-on[®]

SnaponFranchise.com



Snap-on

Snap-on is a trademark, registered in the United States and other countries, of Snap-on Incorporated. All rights reserved.
©Snap-on Incorporated 2020. All other marks are trademarks of their respective holders.



To learn more about Snap-on®, talk to your Franchisee or other sales representative, or visit snapon.com



Snapon.com | 1.877.762.7664